

000029


C-5

10/4/93

**THE FEDERAL DEMOCRATIC REPUBLIC OF ETHIOPIA
CENTRAL STATISTICAL AUTHORITY**

**REPORT ON LARGE AND MEDIUM SCALE
MANUFACTURING AND ELECTRICITY
INDUSTRIES SURVEY**

MAY 2000



**ADDIS ABABA
OCT., 2000**

231

STATISTICAL BULLETIN

231

**PREPARED AND PRINTED BY
CENTRAL STATISTICAL AUTHORITY
P.O.BOX 1143 ADDIS ABABA
Tel. 55-36-11**

CONTENTS

	<u>PAGE NO.</u>
LIST OF TABLES .. .	II
LIST OF FIGURES	IX
ABBREVIATIONS	IX
 PART I. INTRODUCTION AND OBJECTIVES OF THE SURVEY	
1. INTRODUCTION.....	1
2. OBJECTIVES OF THE SURVEY	2
 PART II. SURVEY METHODOLOGY, DATA COLLECTION AND PROCESSING	
1. SCOPE, COVERAGE AND CONTENT	5
2. BASIC CONCEPTS AND DEFINITIONS	6
3. TRAINING OF FIELD STAFF	11
4. METHOD OF DATA COLLECTION AND FIELD ORGANIZATION.....	12
5. DATA PROCESSING	13
a. EDITING, CODING AND VERIFICATION	13
b. DATA ENTRY, CLEANING AND TABULATION.....	13
 PART III. SUMMARY OF THE MAJOR FINDINGS OF THE SURVEY	17
 PART IV. STATISTICAL TABLES ON LARGE AND MEDIUM SCALE MANUFACTURING INDUSTRIES, 1998/99 (1991 E.F.Y.)	43
 PART V. STATISTICAL TABLES ON TIME SERIES DATA OF LARGE AND MEDIUM SCALE MANUFACTURING INDUSTRIES, 1993/94 - 1998/99 (1987 - 1991 E.F.Y.)	165
 PART VI. STATISTICAL TABLES ON ELECTRICITY INDUSTRIES, 1993/94 - 1998/99 (1987 - 1991 E.F.Y.)	211
 ANNEX: SURVEY QUESTIONNAIRE	217

LIST OF TABLES

PART III SUMMARY OF SELECTED SURVEY RESULTS

<u>TABLE NO.</u>	<u>PAGE NO.</u>
SUMMARY TABLE 3.1 DISTRIBUTION OF LARGE AND MEDIUM SCALE MANUFACTURING INDUSTRIES BY REGIONAL STATES AND INDUSTRIAL GROUP - PUBLIC AND PRIVATE.....	18
SUMMARY TABLE 3.2 NUMBER OF PERSONS ENGAGED BY INDUSTRIAL GROUP - PUBLIC AND PRIVATE.....	20
SUMMARY TABLE 3.3 NUMBER OF EMPLOYEES BY INDUSTRIAL GROUP - PUBLIC AND PRIVATE.....	21
SUMMARY TABLE 3.4 RATIO OF MAJOR INDICATORS - PUBLIC AND PRIVATE.....	22
SUMMARY TABLE 3.5 RATIO OF IMPORTED TO TOTAL RAW MATERIAL COSTS BY INDUSTRIAL GROUP - PUBLIC AND PRIVATE.....	24
SUMMARY TABLE 3.6 PERCENTAGE DISTRIBUTION OF VALUE ADDED BY INDUSTRIAL GROUP - PUBLIC AND PRIVATE.....	25
SUMMARY TABLE 3.7 RATIO OF COST OF ENERGY CONSUMED TO TOTAL INDUSTRIAL COST BY INDUSTRIAL GROUP - PUBLIC AND PRIVATE.....	27
SUMMARY TABLE 3.8 RATIO OF VALUE ADDED TO GROSS VALUE OF PRODUCTION BY INDUSTRIAL GROUP - PUBLIC AND PRIVATE.....	28

<u>TABLE NO.</u>	<u>PAGE NO.</u>
SUMMARY TABLE 3.9	
RATIO OF COST OF LABOUR TO GROSS VALUE OF PRODUCTION BY INDUSTRIAL GROUP-PUBLIC AND PRIVATE	30
SUMMARY TABLE 3.10	
RATIO OF OPERATING SURPLUS TO GROSS VALUE OF PRODUCTION BY INDUSTRIAL GROUP-PUBLIC AND PRIVATE	31
SUMMARY TABLE 3.11	
PERCENTAGE DISTRIBUTION OF ESTABLISHMENTS BY FIRST MAJOR REASON FOR NOT BEING FULLY OPERATIONAL AND INDUSTRIAL GROUP - PUBLIC AND PRIVATE.....	33
SUMMARY TABLE 3.12	
PERCENTAGE DISTRIBUTION OF ESTABLISHMENTS BY FIRST REASON FOR NOT WORKING AT FULL CAPACITY AND INDUSTRIAL GROUP - PUBLIC AND PRIVATE.....	34
SUMMARY TABLE 3.13	
PERCENTAGE DISTRIBUTION OF ESTABLISHMENTS BY TYPE OF FIRST MAJOR OPERATIONAL PROBLEM FACED AND INDUSTRIAL GROUP - PUBLIC AND PRIVATE.....	35

**PART IV. STATISTICAL TABLES ON LARGE AND MEDIUM SCALE
MANUFACTURING INDUSTRIES, 1998/99 (1991 E.F.Y.)**

<u>TABLE NO.</u>	<u>PAGE NO.</u>
4.1	COVERAGE OF THE SURVEY..... 45
4.2	PAID-UP CAPITAL OF REPORTING ESTABLISHMENTS BY SOURCE OF OWNERSHIP AND INDUSTRIAL GROUP..... 47
4.3	NUMBER OF REPORTING ESTABLISHMENTS BY SIZE OF PAID-UP CAPITAL AND INDUSTRIAL GROUP - PUBLIC AND PRIVATE.... 49
4.4	NUMBER OF REPORTING ESTABLISHMENTS BY SIZE OF PAID-UP CAPITAL AND INDUSTRIAL GROUP - PUBLIC 51
4.5	NUMBER OF REPORTING ESTABLISHMENTS BY SIZE OF PAID-UP CAPITAL AND INDUSTRIAL GROUP - PRIVATE..... 53
4.6	NUMBER OF ESTABLISHMENTS BY INDUSTRIAL GROUP AND FORM OF OWNERSHIP 55
4.7	NUMBER OF OWNERS OF PRIVATE ESTABLISHMENTS BY FORM OF OWNERSHIP, SEX AND INDUSTRIAL GROUP 57
4.8	NUMBER OF ESTABLISHMENTS WITH AND WITHOUT BOOKS OF ACCOUNTS BY THE CALENDAR YEAR THEIR BOOKS OF ACCOUNTS ARE KEPT AND INDUSTRIAL GROUP - PUBLIC AND PRIVATE .. 59
4.9	NUMBER OF ESTABLISHMENTS WITH AND WITHOUT BOOKS OF ACCOUNTS BY THE CALENDAR YEAR THEIR BOOKS OF ACCOUNTS ARE KEPT AND INDUSTRIAL GROUP - PUBLIC..... 61

4.10	NUMBER OF ESTABLISHMENTS WITH AND WITHOUT BOOKS OF ACCOUNTS BY THE CALENDAR YEAR THEIR BOOKS OF ACCOUNTS ARE KEPT AND INDUSTRIAL GROUP - PRIVATE.....	63
4.11	NUMBER OF PERSONS ENGAGED BY SEX, NATIONALITY AND TOTAL WAGES AND SALARIES AND INDUSTRIAL GROUP - PUBLIC AND PRIVATE.....	65
4.12	NUMBER OF PERSONS ENGAGED BY SEX, NATIONALITY AND TOTAL WAGES AND SALARIES AND INDUSTRIAL GROUP - PUBLIC.....	67
4.13	NUMBER OF PERSONS ENGAGED BY SEX, NATIONALITY AND TOTAL WAGES AND SALARIES AND INDUSTRIAL GROUP - PRIVATE.....	69
4.14	NUMBER OF PERMANENT EMPLOYEES BY WAGES AND SALARIES GROUP - PUBLIC AND PRIVATE	71
4.15	NUMBER OF PRODUCTION, APPRENTICES AND TEMPORARY WORKERS BY SEX, NATIONALITY AND INDUSTRIAL GROUP - PUBLIC AND PRIVATE	73
4.16	NUMBER OF ADMINISTRATIVE, TECHNICAL, CLERICAL AND OFFICE WORKERS BY SEX, NATIONALITY AND INDUSTRIAL GROUP - PUBLIC AND PRIVATE	75
4.17	NUMBER OF WORKING PROPRIETORS, ACTIVE PARTNERS AND FAMILY WORKERS BY SEX, NATIONALITY AND INDUSTRIAL GROUP - PRIVATE	77
4.18	BASIC WAGES AND SALARIES, COMMISSION, BONUSES, ALLOWANCES, FOOD AND LODGING AND SUPPLEMENTS TO WAGES AND SALARIES BY INDUSTRIAL GROUP PUBLIC AND PRIVATE.....	79
4.19	BASIC WAGES AND SALARIES OF PRODUCTION WORKERS AND SEASONAL AND TEMPORARY WORKERS BY SEX, NATIONALITY AND INDUSTRIAL GROUP - PUBLIC AND PRIVATE	81
4.20	BASIC WAGES AND SALARIES OF ADMINISTRATIVE, TECHNICAL, CLERICAL AND OFFICE WORKERS BY SEX, NATIONALITY AND INDUSTRIAL GROUP - PUBLIC AND PRIVATE.....	83
4.21	NUMBER OF ESTABLISHMENTS AND NUMBER OF PERSONS ENGAGED BY SIZE OF PERSONS ENGAGED AND INDUSTRIAL GROUP - PUBLIC AND PRIVATE	85
4.22	NUMBER OF ESTABLISHMENTS AND NUMBER OF PERSONS ENGAGED BY SIZE OF PERSONS ENGAGED AND INDUSTRIAL GROUP - PUBLIC.....	87

4.23	NUMBER OF ESTABLISHMENTS AND NUMBER OF PERSONS ENGAGED BY SIZE OF PERSONS ENGAGED AND INDUSTRIAL GROUP - PRIVATE	89
4.24	NUMBER OF ESTABLISHMENTS, GROSS VALUE OF PRODUCTION INDUSTRIAL COSTS, INDIRECT TAXES NET AND CENSUS VALUE ADDED BY INDUSTRIAL GROUP - PUBLIC AND PRIVATE	91
4.25	NUMBER OF ESTABLISHMENTS, GROSS VALUE OF PRODUCTION INDUSTRIAL COSTS, INDIRECT TAXES NET AND CENSUS VALUE ADDED BY INDUSTRIAL GROUP - PUBLIC	93
4.26	NUMBER OF ESTABLISHMENTS, GROSS VALUE OF PRODUCTION, INDUSTRIAL COSTS, INDIRECT TAXES NET AND CENSUS VALUE ADDED BY INDUSTRIAL GROUP - PRIVATE	95
4.27	NUMBER OF ESTABLISHMENTS, GROSS VALUE OF PRODUCTION, INDUSTRIAL AND NON-INDUSTRIAL COSTS, INDIRECT TAXES NET AND VALUE ADDED IN THE NATIONAL ACCOUNT CONCEPT BY INDUSTRIAL GROUP - PUBLIC AND PRIVATE	97
4.28	NUMBER OF ESTABLISHMENTS, GROSS VALUE OF PRODUCTION, INDUSTRIAL AND NON-INDUSTRIAL COSTS, INDIRECT TAXES NET AND VALUE ADDED IN THE NATIONAL ACCOUNT CONCEPT BY INDUSTRIAL GROUP - PUBLIC	99
4.29	NUMBER OF ESTABLISHMENTS, GROSS VALUE OF PRODUCTION, INDUSTRIAL AND NON-INDUSTRIAL COSTS, INDIRECT TAXES NET AND VALUE ADDED IN THE NATIONAL ACCOUNT CONCEPT BY INDUSTRIAL GROUP - PRIVATE	101
4.30	GROSS VALUE OF PRODUCTION IN PRODUCERS' VALUES BY INDUSTRIAL GROUP - PUBLIC AND PRIVATE	103
4.31	ACTUAL VALUE OF PRODUCTION AS PERCENTAGE OF YEARLY CAPACITY BY INDUSTRIAL GROUP - PUBLIC AND PRIVATE	105
4.32	ACTUAL VALUE OF PRODUCTION AS PERCENTAGE OF YEARLY CAPACITY BY INDUSTRIAL GROUP - PUBLIC	107
4.33	ACTUAL VALUE OF PRODUCTION AS PERCENTAGE OF YEARLY CAPACITY BY INDUSTRIAL GROUP - PRIVATE	109
4.34	GROSS VALUE OF PRODUCTION BY SIZE OF PERSONS ENGAGED AND INDUSTRIAL GROUP - PUBLIC AND PRIVATE	111
4.35	GROSS VALUE OF PRODUCTION BY SIZE OF PERSONS ENGAGED AND INDUSTRIAL GROUP - PUBLIC	113
4.36	GROSS VALUE OF PRODUCTION BY SIZE OF PERSONS ENGAGED AND INDUSTRIAL GROUP - PRIVATE	115
4.37	VALUE ADDED BY SIZE OF PERSONS ENGAGED AND INDUSTRIAL GROUP - PUBLIC AND PRIVATE	117

TABLE NO.PAGE NO.

4.38	VALUE ADDED BY SIZE OF PERSONS ENGAGED AND INDUSTRIAL GROUP - PUBLIC.....	119
4.39	VALUE ADDED BY SIZE OF PERSON ENGAGED AND INDUSTRIAL GROUP - PRIVATE	121
4.40	SUMMARY OF OPERATIONS OF LARGE AND MEDIUM SCALE MANUFACTURING INDUSTRIES BY REGIONAL STATES AND MAJOR URBAN CENTERS - PUBLIC AND PRIVATE	123
4.41	SUMMARY OF OPERATIONS OF LARGE AND MEDIUM SCALE MANUFACTURING INDUSTRIES BY REGIONAL STATES AND MAJOR URBAN CENTERS - PUBLIC	124
4.42	SUMMARY OF OPERATIONS OF LARGE AND MEDIUM SCALE MANUFACTURING INDUSTRIES BY REGIONAL STATES AND MAJOR URBAN CENTERS - PRIVATE	125
4.43	FIXED ASSETS AND NEW CAPITAL EXPENDITURE BY INDUSTRIAL GROUP AND OWNERSHIP	126
4.44	FIXED ASSETS OF REPORTING ESTABLISHMENTS BY TYPE AND INDUSTRIAL GROUP - PUBLIC AND PRIVATE	128
4.45	FIXED ASSETS OF REPORTING ESTABLISHMENTS BY TYPE AND INDUSTRIAL GROUP - PUBLIC	130
4.46	FIXED ASSETS OF REPORTING ESTABLISHMENTS BY TYPE AND INDUSTRIAL GROUP - PRIVATE	132
4.47	FIXED ASSETS BY SIZE OF PERSONS ENGAGED AND INDUSTRIAL GROUP - PUBLIC AND PRIVATE	134
4.48	FIXED ASSETS BY SIZE OF PERSONS ENGAGED AND INDUSTRIAL GROUP - PUBLIC.....	136
4.49	FIXED ASSETS BY SIZE OF PERSONS ENGAGED AND INDUSTRIAL GROUP - PRIVATE	138
4.50	INVESTMENT IN FIXED ASSETS OF REPORTING ESTABLISHMENTS BY SOURCE AND INDUSTRIAL GROUP - PUBLIC AND PRIVATE ...	140
4.51	QUANTITY OF MAJOR RAW MATERIALS CONSUMED FOR REPORTING ESTABLISHMENTS BY INDUSTRIAL GROUP - PUBLIC AND PRIVATE.	141
4.52	COST OF RAW MATERIALS, ENERGY CONSUMED AND PAYMENTS FOR INDUSTRIAL AND NON-INDUSTRIAL SERVICES RENDERED BY INDUSTRIAL GROUP- PUBLIC AND PRIVATE	143
4.53	COST OF RAW MATERIALS, ENERGY CONSUMED AND PAYMENTS FOR INDUSTRIAL AND NON-INDUSTRIAL SERVICES RENDERED BY INDUSTRIAL GROUP- PUBLIC	145
4.54	COST OF RAW MATERIALS, ENERGY CONSUMED AND PAYMENTS FOR INDUSTRIAL AND NON-INDUSTRIAL SERVICES RENDERED BY INDUSTRIAL GROUP- PRIVATE	147

TABLE NO.**PAGE NO.**

4.55	NUMBER OF ESTABLISHMENTS AND COST OF ENERGY CONSUMED BY INDUSTRIAL GROUP - PUBLIC AND PRIVATE	149
4.56	NUMBER OF ESTABLISHMENTS AND COST OF ENERGY CONSUMED BY INDUSTRIAL GROUP - PUBLIC	151
4.57	NUMBER OF ESTABLISHMENTS AND COST OF ENERGY CONSUMED BY INDUSTRIAL GROUP - PRIVATE	153
4.58	PRODUCTION OF MAJOR MANUFACTURED ARTICLES FOR REPORTING ESTABLISHMENTS BY INDUSTRIAL GROUP - PUBLIC AND PRIVATE	155
4.59	NUMBER OF ESTABLISHMENTS AND TOTAL REVENUE FROM SALES BY INDUSTRIAL GROUP -PUBLIC AND PRIVATE	157
4.60	REVENUE FROM SALES BY SOURCE AND INDUSTRIAL GROUP - PUBLIC AND PRIVATE	159
4.61	REVENUE FROM SALES BY SOURCE AND INDUSTRIAL GROUP - PUBLIC	161
4.62	REVENUE FROM SALES BY SOURCE AND INDUSTRIAL GROUP - PRIVATE	163

**PART V. TIME SERIES DATA AND RATIOS OF MAJOR INDICATORS ON
MANUFACTURING INDUSTRIES, 1994/95 - 1998/99 (1987 - 1991 E.F.Y.)**

TABLE NO.**PAGE NO.**

5.1	NUMBER OF ESTABLISHMENTS BY INDUSTRIAL GROUP - PUBLIC AND PRIVATE	167
5.2	NUMBER OF PERSONS ENGAGED BY INDUSTRIAL GROUP - PUBLIC AND PRIVATE	169
5.3	NUMBER OF EMPLOYEES BY INDUSTRIAL GROUP - PUBLIC AND PRIVATE	171
5.4	NUMBER OF FEMALE EMPLOYEES BY INDUSTRIAL GROUP - PUBLIC AND PRIVATE	173
5.5	WAGES AND SALARIES BY INDUSTRIAL GROUP - PUBLIC AND PRIVATE	175
5.6	GROSS VALUE OF PRODUCTION BY INDUSTRIAL GROUP - PUBLIC AND PRIVATE	177
5.7	CENSUS VALUE ADDED (AT MARKET PRICE) BY INDUSTRIAL GROUP - PUBLIC AND PRIVATE	179
5.8	CENSUS VALUE ADDED (AT FACTOR COST) BY INDUSTRIAL GROUP - PUBLIC AND PRIVATE	181
5.9	VALUE ADDED IN THE NATIONAL ACCOUNT CONCEPT (AT MARKET PRICE) BY INDUSTRIAL GROUP - PUBLIC AND PRIVATE	183

TABLE NO.**PAGE NO.**

5.10	VALUE ADDED IN THE NATIONAL ACCOUNT CONCEPT (AT FACTOR COST) BY INDUSTRIAL GROUP - PUBLIC AND PRIVATE	185
5.11	PRODUCTION OF MAJOR MANUFACTURED ARTICLES - PUBLIC AND PRIVATE	187
5.12	TOTAL FIXED ASSETS BY INDUSTRIAL GROUP - PUBLIC AND PRIVATE	189
5.13	NEW CAPITAL EXPENDITURE BY INDUSTRIAL GROUP - PUBLIC AND PRIVATE	191
5.14	OPERATING SURPLUS BY INDUSTRIAL GROUP - PUBLIC AND PRIVATE	193
5.15	RATIO OF IMPORTED TO TOTAL RAW MATERIAL COST BY, INDUSTRIAL GROUP - PUBLIC AND PRIVATE	195
5.16	PERCENTAGE DISTRIBUTION OF VALUE ADDED BY INDUSTRIAL GROUP - PUBLIC AND PRIVATE	197
5.17	RATIO OF COST OF ENERGY CONSUMED TO TOTAL INDUSTRIAL COSTS BY INDUSTRIAL GROUP - PUBLIC AND PRIVATE	199
5.18	RATIO OF VALUE ADDED TO GROSS VALUE OF PRODUCTION - PUBLIC AND PRIVATE	201
5.19	VALUE ADDED PER PERSON ENGAGED BY INDUSTRIAL GROUP - PUBLIC AND PRIVATE	203
5.20	RATIO OF COST OF LABOUR TO VALUE ADDED BY INDUSTRIAL GROUP - PUBLIC AND PRIVATE	205
5.21	RATIO OF COST OF LABOUR TO GROSS VALUE OF PRODUCTION BY INDUSTRIAL GROUP - PUBLIC AND PRIVATE	207
5.22	RATIO OF OPERATING SURPLUS TO GROSS VALUE OF PRODUCTION BY INDUSTRIAL GROUP - PUBLIC AND PRIVATE	209

PART VI. TIME SERIES DATA ON ELECTRICITY INDUSTRY
1994/95 - 98/99 (1987 - 1991 E.F.Y.)

TABLE NO.**PAGE NO.**

6.1	NUMBER OF EMPLOYEES BY OCCUPATIONAL GROUP AND SEX IN ELECTRICITY INDUSTRY	213
6.2	NUMBER OF EMPLOYEES BY WAGES AND SALARIES GROUP AND SEX IN ELECTRICITY INDUSTRY	213
6.3	WAGES AND SALARIES PAID BY OCCUPATIONAL GROUP IN ELECTRICITY INDUSTRY	214
6.4	INSTALLED GENERATING CAPACITY AND ELECTRICITY PRODUCTION	214

6.5	QUANTITY OF ELECTRICITY SOLD AND REVENUE FROM SALES OF ELECTRICITY BY TYPE OF TARIFF	215
6.6	GROSS REVENUE FROM SALES, TOTAL INTERMEDIATE COST AND VALUE ADDED IN THE ELECTRICITY INDUSTRY	215
6.7	VALUE OF FIXED ASSETS BY TYPE IN ELECTRICITY INDUSTRY	216
6.8	INVESTMENT IN FIXED ASSETS BY TYPE OF FIXED ASSETS IN ELECTRICITY INDUSTRY	216

LISTS OF FIGURES

<u>FIGURE NO.</u>		<u>PAGE NO.</u>
FIG. I	GROSS VALUE OF PRODUCTION AT CURRENT PRICE BY OWNERSHIP, 1994/95 - 1998/99 (1987 - 1991 E.F.Y.) ...	36
FIG. II	VALUE ADDED BY OWNERSHIP, 1994/95 - 1998/99 (1987 - 1991 E.F.Y.)	37
FIG. III	PERCENTAGE DISTRIBUTION OF VALUE ADDED BY INDUSTRIAL GROUP, 1998/99 (1991 E.F.Y.)	38
FIG. IV	RATIO OF IMPORTED TO TOTAL RAW MATERIAL COST BY INDUSTRIAL GROUP, 1998/99 (1991 E.F.Y.)	39
FIG. V	RATIO OF VALUE ADDED TO GROSS VALUE OF PRODUCTION, 1998/99 (1991 E.F.Y.)	40
FIG. VI	INSTALLED GENERATING CAPACITY, 1994/95 - 1998/99 (1987 - 1991 E.F.Y.)	41
FIG. VII	PRODUCTION OF ELECTRICITY, 1994/95 - 1998/99 (1987 - 1991 E.F.Y.)	42

ABBREVIATIONS

CSA	- Central Statistical Authority
E.F.Y.	- Ethiopian Fiscal Year
G.C.	- Gregorian Calendar Year
S.N.N.P.-	Southern Nations, Nationalities and Peoples' Region
N.E.C.	- Not Elsewhere Classified
S.N.A.	- System of National Accounts
IMPS	- Integrated Micro-Computer Processing System
KW	- Kilowatt
KWH	- Kilowatt Hour

PART I

INTRODUCTION AND OBJECTIVES OF THE SURVEY

1. Introduction

The presence of adequate and current statistical data in various economic sectors that are considered essential for development planning, socio-economic policy formulation and economic analysis is vital in promoting the economic development of a country. Based on this general objective, the Central Statistical Authority (CSA) has been conducting surveys of various economic activities of which the annual Large and Medium Scale Manufacturing Industries survey is one.

Manufacturing is defined here according to International Standard Industrial Classification (ISIC Revision-3) as “the physical or chemical transformation of materials or components into new products, whether the work is performed by power-driven machines or by hand, whether it is done in a factory or in the worker’s home, and whether the products are sold at wholesale or retail. The assembly of the component parts of manufactured products is also considered as manufacturing activities.”

Central Statistical Authority (CSA) has been publishing results of the survey of Manufacturing and Electricity Industries on annual basis since 1968 E.C. to provide users with reliable, comprehensive and timely statistical data on these sectors. In this respect, this survey is the principal source of industrial statistics on Large and Medium Scale Manufacturing establishments in the country. The data are obtained by conducting Large and Medium Scale Manufacturing survey each year..

This publication presents the objectives, scope and coverage, training of field staff, methods of data collection and field organization, basic concepts and definitions, summary of selected survey results and structure and performance of Large and Medium Scale Manufacturing and Electricity Industries. Accordingly, the bulletin has six parts:- Part I deals with an introduction and objective of the survey. Part II gives an overview about the survey methodology, data collection and processing. Part III presents summary of selected survey results on Large and Medium Scale Manufacturing industries. Part IV deals with the results of Large and Medium Scale Manufacturing establishments for the year 1998/99 (1991 E.F.Y.) . Part V deals with the time series data and various ratios for the period of five years i.e. 1994/95-1998/99 (1987-1991 E.F.Y.) for Large and Medium Scale Manufacturing Industries. Finally Part VI presents the activity and performance of the Electricity Industry which also refers to the five years period, i.e. 1994/95-1998/99 (1987-1991 E.F.Y.). Furthermore, the survey questionnaire for Large and Medium Scale Manufacturing Industries is attached as an appendix.

2. Objectives of the survey

The main objectives of the annual survey of Large and Medium Scale Manufacturing and Electricity Industries are to :-

- a. obtain basic statistical data that are essential for policy makers, planners and researchers by industrial group.
- b. collect basic quantitative information on employment, volume of production and raw materials, structure and performance of the country's Large and Medium Scale Manufacturing and Electricity Industries.
- c. compile statistical data which will be an input to the System of

National Accounts (SNA), on Large and Medium Scale

Manufacturing and Electricity establishments as a whole and by industrial group.

- d. obtain the number of proprietors engaged in these sectors and find out the major problems that creates stumbling block for their activities. The identification of the problems are required for planning and executing any type of government intervention program.

PART II

SURVEY METHODOLOGY, DATA COLLECTION AND PROCESSING

1. Scope and Coverage

The scope of the Large and Medium Scale Manufacturing survey is confined to those establishments which engage 10 persons and above and use power-driven machines and covers both public and private industries in all Regions of the country, where establishments under the scope of the survey are found. With regard to Electricity data, the survey covered only the electricity supplied by the Ethiopian Electric Power Corporation. In other words the negligible electric power services supplied by the other sources are not included in the survey.

Like the previous years, in the current survey an attempt was made to update the directory using as source of information the licenses issued by the Ministry of Trade and Industry and corresponding bureaux of the Regional States of the country for the large public sector industries and for the private establishments including co-operatives. Furthermore, due to various efforts made to include all the establishments under the scope of the survey, in this reference year the number of establishments covered by the survey increased by 17 than that of the previous survey period.

In this publication detailed information on number of establishments, number of persons engaged and number of employees, wages and salaries paid by industrial group, sex, nationality and occupation, initial capital, gross value of production, industrial and non-industrial costs, value added, operating surplus, quantity of production and raw materials, fixed assets, investment and capacity are presented.

2. **Basic Concepts and Definitions:-**

- (i) **An Establishment:-** is defined as the whole of the premises under the same ownership or management at a particular address. (e.g. a bakery, a sawmill, ...etc.).
- (ii) **Paid-up Capital:-** is that part of the issued capital of an establishment that has been paid by the shareholders or the individual owner.
- (iii) **Working Proprietors, Active Partners and Family Workers:-** include all unpaid working proprietors, active partners and members of their household who actively participate in the operation of the establishment.
- (iv) **Administrative and Technical Employees:-** include salaried directors and managers, technicians, superintendents, research workers, draftsmen and designers, engineers, chemists, architects, accountants, book-keepers, office machine operators, receptionists, sales men, delivery personnel, guards and other office staff.
- (v) **Production Workers:-** include workers directly engaged in production i.e., persons engaged in fabricating, processing, assembling, maintenance, repair, janitorial, record keeping and other associated activities.
- (vi) **Seasonal and Temporary Workers:-** include workers who are employed for a whole or a part of the year. These workers are not regularly on the payroll of the establishment.
- (vii) **Number Employed:-** includes all persons on the payroll whether seasonal or temporary workers. The number of seasonal and temporary workers has been adjusted to give equivalent of full-time workers.

- (viii) **Number Engaged**:- includes paid employees and working proprietors, active partners, and unpaid family workers.
- (ix) **Basic Wages and Salaries**:- includes all payments in cash made to employees during the reference year. It excludes commissions, bonuses, professional and hardship allowances.
- (x) **Wages and Salaries**:- includes all payments in cash or in kind made to employees during the reference year in connection with work done for the establishments.
- (xi) **Commissions, Bonuses, Professional and Hardship Allowances**:- refer to the total of commissions, bonuses and cost of living allowances paid in cash to employees. This excludes car allowance and per diem.
- (xii) **Supplements to Wages and Salaries of Employees**:- represents payments made by the employer on behalf of his employees. Included are employers' contribution to social security systems, insurance premiums, ...etc. Only payments made by the employer are included here.
- (xiii) **Revenue from Sales**:- represents the total sales value of all products and by-products during the reference year valued at market price.
- (xiv) **Receipt from Industrial Services Rendered to Others**:- include all contract, repair and maintenance work done to others on raw materials and spareparts supplied by the customer.
- (xv) **Receipt of Products Bought and Resold**:- is the value including taxes of all goods resold including during the reference year without any transformation or processing.

(xvi) **Other Receipts:-** include rental income from lease of machinery and equipment, income from sales of scrap, the value of fixed assets produced by the unit for its own use and other income.

(xvii) **Difference of Stocks in the Value of Finished Goods and Semi-Finished Goods:-** is the net change between the end and the beginning of the reference period in the value of finished and semi-finished goods.

(xviii) **Gross Value of Production:-** includes the sales value of all products of the establishment, the net change between the beginning and end of the reference period in the value of finished goods and the value of work in-progress, the value of industrial services rendered to others, the value of goods bought and resold without any transformation or processing, and other receipts. The valuation of Gross Value of Production is in terms of producers' values where indirect taxes are included in the value of sales of the establishment and the value of subsidies received is excluded.

(xix) **Raw Materials:-** include all raw and auxiliary materials, parts and containers which are consumed during the reference year. The value of local raw materials is the value of locally produced raw materials and is the cost at the factory which includes the purchase price, transport charges, taxes and other incidental costs. The value of imported raw materials is the value of raw materials produced in other countries and obtained directly or from local source and is the cost at the factory which includes the purchase price, transport charges, taxes and other incidental costs.

(xx) **Other Industrial Services Rendered by Others:-** refer to contract, repair and maintenance work done by others in the reference year on materials controlled by the establishment. Included are also the cost of all goods

purchased and resold without any transformation during the reference year and the cost of water consumed.

(xxi) **Industrial Cost**:- Includes the cost of raw materials, fuels, and other supplies consumed, cost of industrial services rendered by others, cost of goods bought and resold without any transformation or processing and cost of electricity consumed.

(xxii) **Non-industrial Cost**:- includes payments like professional fees, postage, telephone, insurance, advertising, hired transport, rental payments, etc. (depreciation is excluded).

(xxiii) **Census Value Added (at Market Price)**:- is the difference between Gross Value of Production and Industrial Cost. Census Value Added at market price minus indirect taxes net (i.e., indirect taxes less subsidies) gives census value added at factor cost.

(xxiv) **Value Added in the National Account Concept (at Market Price)**:- is defined as the difference between the gross value of production and industrial and non-industrial costs. To get the same indicator at factor cost indirect taxes net (i.e., indirect taxes less subsidies) are subtracted.

(xxv) **Fixed Capital Assets**:- are those with a productive life of one year or more which are intended for the use of the establishment including fixed assets made by the establishment's own labour force for its own use. They are valued in this report at book-value end of the reference year, that is the net book value at the beginning plus new capital expenditure minus those sold and disposed and depreciation during the reference year.

(xxvi) **New Capital Expenditure**:- is the cost of new or used capital equipment

bought during the reference period.

(xxvii) **Operating Surplus**:- is defined here as the difference between value added in the national account concept at factor cost and total wages and salaries.

(xxviii) **Public Sector**:- under this sector are included all establishments owned by the state i.e., those which were fully as well as partially (with 51 percent share and above) owned by the Government.

(xxix) **Private Sector**:- includes establishments such as individual ownership, partnership, private limited company, share company, co-operatives and others.

(xxx) **Intermediate Cost (for electricity industry)**:- includes cost of materials, fuel, and other costs such as, transport, repair and maintenance and insurance paid, etc.

(xxxi) **Capacity**:- capability of the installed generators and diesel engines to produce electrical energy.

(xxxii) **Tariff**:- fixed rate of payment where consumers are classified according to their consumption behavior.

(xxxiii) **Domestic Tariff**:- this tariff is intended for domestic consumers in private residences. The tariff does not include supply for purpose of any business of commercial activity or professional or for communal services.

(xxxiv) **Street Lighting Tariff**:- applies only for street lighting consumption.

(xxxv) **Commercial Tariff**:- applies to electricity supplied to commercial and/or office premises, irrespective of the level of consumption.

(xxxvi) **Industrial Tariff**:- applies to industrial consumers generally using electricity for manufacturing or processing purposes or for purposes as may be specified by the Authority.

(xxxvii) **Agricultural Tariff** :- applies to electricity consumed by agricultural service.

(xxxviii) **Number of Reporting Establishments** :- is the number of establishments for which the required breakdown for data inquired is available either from the survey or from estimates.

3. **Training of Field Staff**

In the Large and Medium Scale Manufacturing Industries survey, after updating the directory, questionnaires and instruction manuals and all relevant materials were prepared and printed in advance. Then, the training of all field staff were carried out for six days at the head office. In this training, the Central Statistical Authority's branch statistical office assistant heads, statisticians from the head office, field supervisors, and enumerators were involved.

The training which was expected to ensure the quality of the data consisted of class room discussions, filling - in questionnaires by trainees for practice using financial statements of selected establishments. The filled-in questionnaires by the trainees were checked and corrections were made and the errors were pointed out to the trainees, so that these wouldn't be repeated during the actual data collection.

4. Methods of Data Collection and Field Organization

All CSA statistical branch offices were involved in this survey. Accordingly, 22 assistant heads of branch statistical offices, overall about 113 enumerators and supervisors (65 from Region-14 and 48 from other CSA branch offices), and 12 statisticians from the head office and about 33 drivers (12 from Region 14 and 21 from the rest of the branches) were involved in the data collection activity.

In Region 14 branch statistical office, where the majority of the establishments under the scope of the survey are located, enumerators were organized into teams and each team constituted of four enumerators and a field editor (a supervisor). The supervisor was provided with a four-wheel drive vehicle and a driver. Prior to the deployment of the teams, at head office, the establishments under the scope of the survey were divided among the teams, in accordance with their location. Then, each enumerator was assigned to collect data from 15 establishments on an average. The data collection operation was carried out in collaboration with the concerned personnel of each establishment. Due to the deployment of sufficient logistics and manpower and other organizational measures taken, the data collection activity took 30-45 days in most of the regions of the country.

It is to be noted that some problems were encountered during the data collection stage. That is, the documents could not be obtained for three public establishments which were on the process of privatization. Hence, the employment data for these establishments were estimated from the data of the previous year. However, the financial data for these establishments were taken from the authorized financial statements of each establishment, which was obtained from the board of trustee for Privatized Public Enterprises.

5. Data Processing

a. Editing, Coding and Verification

A number of quality control steps were taken to ensure the quality of data of the survey. The first step taken in this direction was to revise the questionnaire to make it easier for internal consistency checking or editing both at field and office level. Furthermore, based on this revised questionnaire, revised instruction manual with field editing procedures were prepared in Amharic for both enumerators and supervisors (field editors). Using this manual some editing and coding were carried out by field editors during the data collection stage.

After the majority of the completed questionnaires were brought back to head office, final editing, coding and verification were performed. The coding and the manual editing and verification activity was performed by 10 statisticians and statistical technicians and 11 editors. Finally, the edited and coded questionnaires were checked and verified by other two professionals.

b. Data Entry, Cleaning and Tabulation

The data were entered and verified on personal computers using IMPS (Integrated Microcomputer Processing System) Software. Fifteen CSA data entry staff were participated for this purpose for seven days with close supervision of the activities by two professionals. Then, the data entered were cleaned using two personal computers in combination with manual editing for some serious errors. Finally, the tabulation of the results were processed using the same software by two programmers with technical assistance from Industrial Statistics Department Staff.

PART III

SUMMARY OF THE MAJOR FINDINGS OF THE SURVEY

PART III

SUMMARY OF THE MAJOR FINDINGS OF THE SURVEY

The distribution of Large and Medium Scale Manufacturing Industries by Regional States and industrial group is shown in summary Table-3.1. Accordingly, the survey result indicates that the total number of establishments for all Regional States of the country was 779 in 1991 E.F.Y. The data in this Table further demonstrates that for the country as a whole, manufacture of food products and beverages industrial group ranks first in terms of the number of establishments. This accounts for 29.27 percent of the establishments in the sector. The next important industrial groups in this respect are manufacture of furniture and manufacturing N.E.C. and other non-metallic mineral products major industrial groups, which constituted 15.53 and 11.30 percent of the total number of Large and Medium Scale Manufacturing Industries respectively. That means the share of the three industrial groups alone was 56.10 percent of the overall industrial groups, leaving only 44.80 percent for the other 12 major industrial groups. Therefore, the Ethiopian Large and Medium Scale Manufacturing Industry is mainly characterized by high concentration of food and beverage manufacturing industrial group. The output by food and beverage industries among many others include production of consumer goods, like bread, edible oil, soft drinks, beer and alcohol drinks...etc.

As can be seen from the data in the same Table the distribution of Large and Medium Scale Manufacturing Industries by Regional States of the country is highly skewed. Among the Regions of the country, Region-14 (Addis Ababa) contributed 63.67 percent of the total establishments existing in the reference period. Following Region-14 (Addis Ababa), Oromiya, S.N.N.P Amhara, Tigray and Dire Dawa are the next five Regional States that constitute

DISTRIBUTION OF LARGE AND MEDIUM SCALE MANUFACTURING INDUSTRIES BY REGIONAL STATES*
AND INDUSTRIAL GROUP - PUBLIC AND PRIVATE 1998/99(1991 E.F.Y)

SUMMARY TABLE - 3.1


I N D U S T R I A L G R O U P	R E G I O N A L S T A T E S										TOTAL	PERCENTAGE
	TIGRAY	AFAR	AMHARA	OROMIYA	SOMALIE	S.N N.P.	GAMBELLA	HARARI	ADDIS ABABA	DIREDAWA		
MANUFACTURE OF FOOD PRODUCTS AND BEVERAGES.....	7	-	22	47	-	5	-	3	134	10	228	29.27
MANUFACTURE OF TOBACCO PRODUCTS	-	-	-	-	-	-	-	-	1	-	1	.13
MANUFACTURE OF TEXTILES	1	2	5	1	-	5	1	-	18	3	36	4.62
MANUFACTURE OF WEARING APPAREL, EXCEPT FUR APPAREL....	2	-	-	2	-	1	-	-	23	-	28	3.59
TANNING AND DRESSING OF LEATHER; MANUFACTURE OF FOOTWEAR, LUGGAGE AND HANDBAGS	-	-	2	7	-	-	-	-	40	-	49	6.29
MANUFACTURE OF WOOD AND OF PRODUCTS OF WOOD AND CORK, EXCEPT FURNITURE	-	-	-	6	-	-	1	-	9	-	16	2.05
MANUFACTURE OF PAPER, PAPER PRODUCTS AND PRINTING	3	-	2	3	-	1	-	1	49	1	60	7.70
MANUFACTURE OF CHEMICALS AND CHEMICAL PRODUCTS.....	1	-	-	5	-	-	-	-	37	-	43	5.52
MANUFACTURE OF RUBBER AND PLASTIC PRODUCTS	-	-	-	3	-	-	-	-	29	-	32	4.11
MANUFACTURE OF OTHER NON-METALLIC MINERAL PRODUCTS ...	7	2	6	17	-	11	-	2	40	3	88	11.30
MANUFACTURE OF BASIC IRON AND STEEL.....	-	-	-	-	-	-	-	-	6	-	6	.77
MANUFACTURE OF FABRICATED METAL PRODUCTS EXCEPT MACHINERY AND EQUIPMENT	2	-	1	2	-	1	-	2	32	-	40	5.13
MANUFACTURE OF MACHINERY AND EQUIPMENT N.E.C.	-	-	3	1	-	1	-	-	14	1	20	2.57
MANUFACTURE OF MOTOR VEHICLES, TRAILERS & SEMI-TRAILERS	1	-	-	1	-	-	-	-	9	-	11	1.41
MANUFACTURE OF FURNITURE; MANUFACTURING N.E.C.	5	-	11	10	-	32	-	2	55	6	121	15.53
T O T A L	29	4	52	105	-	57	2	10	496	24	779	100.00
%	3.72	.51	6.68	13.48	-	7.32	.26	1.28	63.67	3.08	100.00	

* THE AREAL COVERAGE OF THE SURVEY EXCLUDES BENISHANGUL-GUMUZ REGION, WHERE THERE ARE NO MANUFACTURING ESTABLISHMENTS, THAT FALL WITHIN THE SCOPE OF THE SURVEY

13.48, 7.32, 6.68, 3.72 and 3.08 percents of the total establishment in that order.

The time series data given in summary Tables 3.2 and 3.3 presents the total number of persons engaged and number of employees over five years period, i.e., from 1987-1991 E.F.Y. respectively, for various major industrial groups and for Large and Medium Scale Manufacturing Industries as a whole. It shows that there were 94,412 people engaged out of which 93,678 employees in this sector in 1991 E.F.Y. In the same year the majority (about 56 percent) of the total persons engaged were in manufacture of textiles and food and beverage industrial groups, while the remaining 44 percent were in the rest of the 13 industrial groups. The data in these Tables indicate that, for all industrial groups combined, the total persons engaged and number of employees showed an increase throughout all the periods under review.

As shown in Summary Table 3.4 where major manufacturing indicators are summarized, in 1991 E.F.Y. all per capita indicators i.e. wages and salaries per employee, gross value of production per employee, value added per employee and value of fixed assets per employee have increased by 7.6 percent, 13.2 percent, 28.5 percent, 38.9 percent and 34.3 percent, respectively, when compared to that of 1990 E.F.Y. It is evident from the same Table that among the ratios presented, fixed assets to gross value of production, industrial costs to gross value of production and value added to gross value of production and operating surplus to gross value of production showed an increase, while that of cost of labour to gross value of production, cost of energy to gross value of production and value added to total fixed capital assets decreased during the same period.



NUMBER OF PERSONS ENGAGED BY INDUSTRIAL GROUP - PUBLIC AND PRIVATE
1994/95(1987 E.F.Y) - 1998/99(1991 E.F.Y)

SUMMARY TABLE - 3.2

INDUSTRIAL GROUP	1987	1988	1989	1990	1991
MANUFACTURE OF FOOD PRODUCTS AND BEVERAGES.....	23,729	23,729	24,014	25,959	27,085
MANUFACTURE OF TOBACCO PRODUCTS	987	982	953	898	873
MANUFACTURE OF TEXTILES	30,960	28,417	27,239	25,116	25,669
MANUFACTURE OF WEARING APPAREL, EXCEPT FUR APPAREL....	3,971	4,106	4,607	4,218	3,866
TANNING AND DRESSING OF LEATHER; MANUFACTURE OF FOOTWEAR, LUGGAGE AND HANDBAGS	7,105	7,863	8,235	7,673	7,234
MANUFACTURE OF WOOD AND OF PRODUCTS OF WOOD AND CORK, EXCEPT FURNITURE	2,557	2,530	1,918	1,317	1,211
MANUFACTURE OF PAPER, PAPER PRODUCTS AND PRINTING	5,007	5,579	5,132	5,580	5,536
MANUFACTURE OF CHEMICALS AND CHEMICAL PRODUCTS.....	2,701	2,847	3,714	4,155	3,966
MANUFACTURE OF RUBBER AND PLASTIC PRODUCTS.....	2,009	2,224	2,421	3,092	3,048
MANUFACTURE OF OTHER NON-METALLIC MINERAL PRODUCTS ...	5,365	6,120	6,753	7,306	6,935
MANUFACTURE OF BASIC IRON AND STEEL.....	1,183	1,121	1,133	1,138	1,117
MANUFACTURE OF FABRICATED METAL PRODUCTS EXCEPT MACHINERY AND EQUIPMENT	2,093	2,050	1,915	1,940	2,057
MANUFACTURE OF MACHINERY AND EQUIPMENT N.E.C.	289	464	537	402	446
MANUFACTURE OF MOTOR VEHICLES, TRAILERS & SEMI-TRAILERS	404	713	821	905	1,167
MANUFACTURE OF FURNITURE; MANUFACTURING N.E.C.	2,319	2,454	3,774	4,324	4,202
T O T A L	90,679	91,199	93,166	94,023	94,412

NUMBER OF EMPLOYEES BY INDUSTRIAL GROUP - PUBLIC AND PRIVATE
1994/95(1987 E.F.Y) - 1998/99(1991 E.F.Y)

SUMMARY TABLE - 3.3

I N D U S T R I A L G R O U P	1987	1988	1989	1990	1991
MANUFACTURE OF FOOD PRODUCTS AND BEVERAGES.....	23,553	23,198	23,830	25,720	26,893
MANUFACTURE OF TOBACCO PRODUCTS	987	982	953	898	873
MANUFACTURE OF TEXTILES	30,941 ✓	28,387 ✓	27,215 ✓	25,093	25,659
MANUFACTURE OF WEARING APPAREL, EXCEPT FUR APPAREL....	3,962	4,054	4,582	4,190	3,845
TANNING AND DRESSING OF LEATHER; MANUFACTURE OF FOOTWEAR, LUGGAGE AND HANDBAGS	7,035	7,748	8,144	7,589	7,183
MANUFACTURE OF WOOD AND OF PRODUCTS OF WOOD AND CORK, EXCEPT FURNITURE	2,554	2,495	1,907	1,305	1,200
MANUFACTURE OF PAPER, PAPER PRODUCTS AND PRINTING	4,998	5,550	5,103	5,554	5,497
MANUFACTURE OF CHEMICALS AND CHEMICAL PRODUCTS.....	2,681	2,825	3,683	4,138	3,938
MANUFACTURE OF RUBBER AND PLASTIC PRODUCTS.....	2,004	2,219	2,416	3,082	3,027
MANUFACTURE OF OTHER NON-METALLIC MINERAL PRODUCTS ...	5,332	6,038	6,654	7,229	6,864
MANUFACTURE OF BASIC IRON AND STEEL.....	1,183	1,121	1,132	1,138	1,117
MANUFACTURE OF FABRICATED METAL PRODUCTS EXCEPT MACHINERY AND EQUIPMENT	2,051	2,006	1,861	1,887	1,993
MANUFACTURE OF MACHINERY AND EQUIPMENT N.E.C.	287	436	522	358	407
MANUFACTURE OF MOTOR VEHICLES, TRAILERS & SEMI-TRAILERS	404	705	812	899	1,160
MANUFACTURE OF FURNITURE; MANUFACTURING N.E.C.	2,241	2,275	3,551	4,136	4,022
T O T A L	90,213	90,039 ✓	92,365 ✓	93,216	93,678

RATIOS OF MAJOR INDICATORS - PUBLIC AND PRIVATE
1994/95(1987 E.F.Y) - 1998/99(1991 E.F.Y)

SUMMARY TABLE 3.4

PER CAPITA / RATIO	1987	1988	1989	1990	1991
PER CAPITA :					
WAGE AND SALARIES PAID PER EMPLOYEE	4,726	5,076	5,301	5,474	5,892
GROSS VALUE OF PRODUCTION PER EMPLOYEE	54,654	64,407	64,919	68,585	77,631
VALUE ADDED * PER EMPLOYEE	14,898	17,702	18,209	16,467	21,168
OPERATING SURPLUS PER EMPLOYEE	10,172	12,626	12,908	10,994	15,275
VALUE OF FIXED ASSET PER EMPLOYEE	19,643	24,324	29,540	33,472	44,947
RATIO OF					
FIXED ASSETS TO GROSS VALUE OF PRODUCTION	0.359	0.378	0.455	0.488	0.579
COST OF LABOUR TO GROSS VALUE OF PRODUCTION	0.086	0.079	0.082	0.080	0.076
INDUSTRIAL COSTS TO GROSS VALUE OF PRODUCTION	0.525	0.530	0.505	0.514	0.534
COST OF ENERGY TO GROSS VALUE OF PRODUCTION	0.037	0.035	0.041	0.046	0.043
VALUE ADDED* TO GROSS VALUE OF PRODUCTION	0.273	0.275	0.280	0.240	0.273
OPERATING SURPLUS TO GROSS VALUE OF PRODUCTION	0.186	0.196	0.199	0.160	0.197
VALUE ADDED* TO TOTAL FIXED CAPITAL	0.758	0.728	0.616	0.492	0.471

* IN THE NATIONAL ACCOUNT CONCEPT AT FACTOR COST

The data in summary Table 3.5 refers to the ratio of cost of imported raw materials to that of the total cost of raw materials consumed by industrial group. In general the industrial groups which had the highest rates in the previous years continued to do so in 1991 E.F.Y. The steady high ratio of imported raw materials to total raw materials cost over the five years period is an indication for the dependency of Large and Medium Scale Manufacturing Industries on imported raw materials. The overall ratio, i.e., for all manufacturing industries combined the dependency ratio showed a fluctuation throughout the years under review. Manufacture of basic iron and steel, manufacture (assembly) of motor vehicles, manufacture of rubber and plastic products, manufacture of fabricated metal products, manufacture of machinery and equipment N.E.C, manufacture of tobacco products, manufacture of chemicals and chemical products, manufacture of paper, paper products and printing continued to consume the highest proportion of imported raw materials to that of total cost of raw materials ranging from 67 to 99 percent in 1991 E.F.Y.

The percentage distribution of value added which indicates the structure of Large and Medium Scale Manufacturing Industries among various industrial groups is given in Summary Table 3.6 for the period 1987-1991 E.F.Y. It can be seen that the overall structure of manufacturing industries did not show much variation during 1991 E.F.Y. when compared to the previous years. Because of that, food and beverages industrial group still continued to take the highest share which accounted about 47 percent of the total value added in 1991 E.F.Y. The other important industrial groups in this respect are mainly non-metallic mineral products, manufacture of textiles, manufacture of tobacco products and manufacture of tanning and dressing of leather and footwear industrial groups which contributed 28.7 percent in 1991 E.F.Y. It is important to note also that the contribution of food and beverage, tobacco products, wearing apparel, tanning and dressing of leather and manufacture /assembly/ of

RATIO OF IMPORTED TO TOTAL RAW MATERIAL COSTS BY INDUSTRIAL GROUP - PUBLIC AND PRIVATE
1994/95(1987 E.F.Y) - 1998/99(1991 E.F.Y)

SUMMARY TABLE 3.5

I N D U S T R I A L G R O U P	1987	1988	1989	1990	1991
MANUFACTURE OF FOOD PRODUCTS AND BEVERAGES.....	0.121	0.207	0.174	0.184	0.295
MANUFACTURE OF TOBACCO PRODUCTS	0.822	0.944	0.844	0.727	0.859
MANUFACTURE OF TEXTILES	0.564	0.383	0.367	0.357	0.349
MANUFACTURE OF WEARING APPAREL, EXCEPT FUR APPAREL....	0.390	0.400	0.309	0.440	0.298
TANNING AND DRESSING OF LEATHER; MANUFACTURE OF FOOTWEAR, LUGGAGE AND HANDBAGS	0.151	0.201	0.226	0.195	0.336
MANUFACTURE OF WOOD AND OF PRODUCTS OF WOOD AND CORK, EXCEPT FURNITURE	0.443	0.429	0.454	0.537	0.511
MANUFACTURE OF PAPER, PAPER PRODUCTS AND PRINTING	0.679	0.709	0.704	0.687	0.727
MANUFACTURE OF CHEMICALS AND CHEMICAL PRODUCTS.....	0.755	0.774	0.751	0.735	0.785
MANUFACTURE OF RUBBER AND PLASTIC PRODUCTS.....	0.938	0.950	0.947	0.934	0.926
MANUFACTURE OF OTHER NON-METALLIC MINERAL PRODUCTS ...	0.538	0.418	0.307	0.361	0.221
MANUFACTURE OF BASIC IRON AND STEEL.....	0.974	0.993	0.994	0.990	0.987
MANUFACTURE OF FABRICATED METAL PRODUCTS EXCEPT MACHINERY AND EQUIPMENT	0.843	0.901	0.930	0.907	0.908
MANUFACTURE OF MACHINERY AND EQUIPMENT N.E.C.	0.902	0.686	0.900	0.769	0.668
MANUFACTURE OF MOTOR VEHICLES, TRAILERS & SEMI-TRAILERS	0.910	0.915	0.851	0.923	0.931
MANUFACTURE OF FURNITURE; MANUFACTURING N.E.C.	0.301	0.212	0.224	0.325	0.336
T O T A L	0.459	0.476	0.442	0.434	0.536

PERCENTAGE DISTRIBUTION OF VALUE ADDED* BY INDUSTRIAL GROUP - PUBLIC AND PRIVATE
1994/95(1987 E.F.Y) - 1998/99(1991 E.F.Y)

SUMMARY TABLE 3.6

I N D U S T R I A L G R O U P	1987	1988	1989	1990	1991
MANUFACTURE OF FOOD PRODUCTS AND BEVERAGES.....	37.44	41.15	39.40	34.26	46.67
MANUFACTURE OF TOBACCO PRODUCTS	4.25	4.83	3.86	6.47	6.82
MANUFACTURE OF TEXTILES	12.31	9.83	8.33	8.08	6.03
MANUFACTURE OF WEARING APPAREL, EXCEPT FUR APPAREL....	1.09	0.95	0.90	0.44	0.62
TANNING AND DRESSING OF LEATHER; MANUFACTURE OF FOOTWEAR, LUGGAGE AND HANDBAGS	10.01	9.15	10.57	7.06	7.13
MANUFACTURE OF WOOD AND OF PRODUCTS OF WOOD AND CORK, EXCEPT FURNITURE	2.40	2.02	1.52	1.12	0.71
MANUFACTURE OF PAPER, PAPER PRODUCTS AND PRINTING	5.60	6.65	5.60	7.09	5.43
MANUFACTURE OF CHEMICALS AND CHEMICAL PRODUCTS.....	4.32	3.18	4.86	9.97	3.75
MANUFACTURE OF RUBBER AND PLASTIC PRODUCTS.....	3.79	3.32	4.52	5.14	4.85
MANUFACTURE OF OTHER NON-METALLIC MINERAL PRODUCTS ...	8.28	9.49	11.12	12.19	8.72
MANUFACTURE OF BASIC IRON AND STEEL.....	4.59	3.28	3.52	2.78	1.75
MANUFACTURE OF FABRICATED METAL PRODUCTS EXCEPT MACHINERY AND EQUIPMENT	1.70	2.02	1.84	1.44	1.31
MANUFACTURE OF MACHINERY AND EQUIPMENT N.E.C.	0.15	0.23	0.23	0.15	0.11
MANUFACTURE OF MOTOR VEHICLES, TRAILERS & SEMI-TRAILERS	2.49	2.35	1.70	0.95	4.17
MANUFACTURE OF FURNITURE; MANUFACTURING N.E.C.	1.57	1.55	2.03	2.84	1.93
T O T A L	100.00	100.00	100.00	100.00	100.00

* IN THE NATIONAL ACCOUNT CONCEPT AT FACTOR COST

motor vehicles have increased in 1991, while the share of the rest of the eight industrial groups decline as compared to that of 1990 E.F.Y.

In summary Table 3.7 are presented the ratio of energy consumed to total industrial cost by industrial group. Here non-metallic industries continued to take the highest share (i.e. about 46% in 1991 E.F.Y.) in energy consumption throughout the period under review, which is mainly, due to the highest consumption of energy by cement establishments. The share of energy consumption to total industrial cost for non-metallic industries showed a gradual decline throughout the periods from 1987-1991 E.F.Y. except from 1989-1990 E.F.Y. which increased by eight percent. Next to non-metallic mineral products the highest energy consumption compared to their industrial cost is in manufacture of wood and of products of wood. Moreover, the share for wood and of products of wood showed a gradual but continuous increase from 1988-1991 E.F.Y. The overall ratio i.e. for all manufacturing industries combined was less than 10 percent throughout all the period under review.

The ratio in summary Table 3.8 represents the share of value added in gross value of production for each industrial group. The share of the industrial groups like manufacture of food and beverage, tobacco products, manufacture of wearing apparel, tanning and dressing of leather, rubber and plastic products manufacture of basic iron, fabricated metal products and manufacture /assembly/ of motor vehicles marked an increase in 1991 E.F.Y., when compared to that of 1990 E.F.Y.; while that of the remaining eight industrial groups declined in the same period. The share of value added in gross value of production for all industrial groups combined showed an increasing trend throughout the period under review; except from 1989 to 1990 E.F.Y.

RATIO OF COST OF ENERGY CONSUMED TO TOTAL INDUSTRIAL COST BY INDUSTRIAL GROUP - PUBLIC AND PRIVATE
1994/95(1987 E.F.Y) - 1998/99(1991 E.F.Y)

SUMMARY TABLE 3.7

I N D U S T R I A L G R O U P	1987	1988	1989	1990	1991
MANUFACTURE OF FOOD PRODUCTS AND BEVERAGES.....	0.052	0.045	0.048	0.055	0.053
MANUFACTURE OF TOBACCO PRODUCTS	0.009	0.031	0.009	0.010	0.001
MANUFACTURE OF TEXTILES	0.110	0.086	0.098	0.131	0.127
MANUFACTURE OF WEARING APPAREL, EXCEPT FUR APPAREL....	0.010	0.008	0.030	0.040	0.041
TANNING AND DRESSING OF LEATHER; MANUFACTURE OF FOOTWEAR, LUGGAGE AND HANDBAGS	0.014	0.013	0.018	0.015	0.024
MANUFACTURE OF WOOD AND OF PRODUCTS OF WOOD AND CORK, EXCEPT FURNITURE	0.163	0.140	0.186	0.196	0.205
MANUFACTURE OF PAPER, PAPER PRODUCTS AND PRINTING	0.052	0.038	0.052	0.075	0.070
MANUFACTURE OF CHEMICALS AND CHEMICAL PRODUCTS.....	0.013	0.017	0.030	0.033	0.029
MANUFACTURE OF RUBBER AND PLASTIC PRODUCTS.....	0.054	0.061	0.075	0.071	0.090
MANUFACTURE OF OTHER NON-METALLIC MINERAL PRODUCTS ...	0.477	0.430	0.426	0.502	0.459
MANUFACTURE OF BASIC IRON AND STEEL.....	0.022	0.017	0.018	0.024	0.030
MANUFACTURE OF FABRICATED METAL PRODUCTS EXCEPT MACHINERY AND EQUIPMENT	0.051	0.036	0.042	0.063	0.073
MANUFACTURE OF MACHINERY AND EQUIPMENT N.E.C.	0.077	0.063	0.049	0.036	0.047
MANUFACTURE OF MOTOR VEHICLES, TRAILERS & SEMI-TRAILERS	0.001	0.002	0.005	0.006	0.002
MANUFACTURE OF FURNITURE; MANUFACTURING N.E.C.	0.015	0.015	0.015	0.021	0.020
T O T A L	0.071	0.066	0.081	0.090	0.081

RATIO OF VALUE ADDED* TO GROSS VALUE OF PRODUCTION BY INDUSTRIAL GROUP - PUBLIC AND PRIVATE
1994/95(1987 E.F.Y) - 1998/99(1991 E.F.Y)

SUMMARY TABLE 3.8

INDUSTRIAL GROUP	1987	1988	1989	1990	1991
MANUFACTURE OF FOOD PRODUCTS AND BEVERAGES.....	0.289	0.301	0.298	0.208	0.309
MANUFACTURE OF TOBACCO PRODUCTS	0.286	0.315	0.270	0.408	0.534
MANUFACTURE OF TEXTILES	0.282	0.224	0.209	0.209	0.189
MANUFACTURE OF WEARING APPAREL, EXCEPT FUR APPAREL....	0.228	0.211	0.260	0.124	0.212
TANNING AND DRESSING OF LEATHER; MANUFACTURE OF FOOTWEAR, LUGGAGE AND HANDBAGS	0.224	0.230	0.274	0.166	0.250
MANUFACTURE OF WOOD AND OF PRODUCTS OF WOOD AND CORK, EXCEPT FURNITURE	0.489	0.482	0.462	0.421	0.383
MANUFACTURE OF PAPER, PAPER PRODUCTS AND PRINTING	0.375	0.363	0.357	0.374	0.374
MANUFACTURE OF CHEMICALS AND CHEMICAL PRODUCTS.....	0.206	0.160	0.235	0.324	0.188
MANUFACTURE OF RUBBER AND PLASTIC PRODUCTS.....	0.316	0.284	0.255	0.251	0.282
MANUFACTURE OF OTHER NON-METALLIC MINERAL PRODUCTS ...	0.331	0.361	0.344	0.340	0.305
MANUFACTURE OF BASIC IRON AND STEEL.....	0.277	0.185	0.195	0.149	0.165
MANUFACTURE OF FABRICATED METAL PRODUCTS EXCEPT MACHINERY AND EQUIPMENT	0.264	0.289	0.304	0.272	0.297
MANUFACTURE OF MACHINERY AND EQUIPMENT N.E.C.	0.303	0.367	0.380	0.329	0.328
MANUFACTURE OF MOTOR VEHICLES, TRAILERS & SEMI-TRAILERS	0.104	0.172	0.212	0.094	0.115
MANUFACTURE OF FURNITURE; MANUFACTURING N.E.C.	0.390	0.374	0.367	0.372	0.324
T O T A L	0.273	0.275	0.280	0.240	0.273

* IN THE NATIONAL ACCOUNT CONCEPT AT FACTOR COST

The ratio of cost of labour to gross value of production for each industrial group is treated in summary Table 3.9. In general the industrial groups which had the highest ratio in the previous years continued to do so in 1991 E.F.Y. In this respect, manufacture of textiles, wearing apparel, manufacture of wood and of products of wood, paper and paper products, manufacture of fabricated metal products, machinery and equipment and manufacture of furniture had the highest ratio as compared to that of the overall average ranging from 14 to 26 percent in 1991 E.F.Y.

The ratio of operating surplus to gross value of production for each industrial group and for all manufacturing industrial groups combined is presented in summary Table 3.10. The share of most of the detailed industrial groups and the overall average exhibit an increase in 1991 E.F.Y. as compared to that of 1990 E.F.Y.

RATIO OF COST OF LABOUR TO GROSS VALUE OF PRODUCTION BY INDUSTRIAL GROUP - PUBLIC AND PRIVATE
1994/95(1987 E.F.Y) - 1998/99(1991 E.F.Y)

SUMMARY TABLE 3.9

I N D U S T R I A L G R O U P	1987	1988	1989	1990	1991
MANUFACTURE OF FOOD PRODUCTS AND BEVERAGES.....	0.070	0.062	0.066	0.063	0.060
MANUFACTURE OF TOBACCO PRODUCTS	0.043	0.037	0.051	0.037	0.039
MANUFACTURE OF TEXTILES	0.196	0.150	0.153	0.168	0.159
MANUFACTURE OF WEARING APPAREL, EXCEPT FUR APPAREL....	0.178	0.172	0.255	0.285	0.252
TANNING AND DRESSING OF LEATHER; MANUFACTURE OF FOOTWEAR, LUGGAGE AND HANDBAGS	0.069	0.078	0.074	0.070	0.094
MANUFACTURE OF WOOD AND OF PRODUCTS OF WOOD AND CORK, EXCEPT FURNITURE	0.167	0.174	0.160	0.183	0.205
MANUFACTURE OF PAPER, PAPER PRODUCTS AND PRINTING	0.154	0.122	0.133	0.136	0.140
MANUFACTURE OF CHEMICALS AND CHEMICAL PRODUCTS.....	0.046	0.050	0.058	0.048	0.064
MANUFACTURE OF RUBBER AND PLASTIC PRODUCTS.....	0.087	0.072	0.063	0.065	0.065
MANUFACTURE OF OTHER NON-METALLIC MINERAL PRODUCTS ...	0.067	0.075	0.068	0.067	0.073
MANUFACTURE OF BASIC IRON AND STEEL.....	0.033	0.030	0.030	0.037	0.050
MANUFACTURE OF FABRICATED METAL PRODUCTS EXCEPT MACHINERY AND EQUIPMENT	0.133	0.107	0.108	0.147	0.139
MANUFACTURE OF MACHINERY AND EQUIPMENT N.E.C.	0.264	0.232	0.246	0.200	0.263
MANUFACTURE OF MOTOR VEHICLES, TRAILERS & SEMI-TRAILERS	0.015	0.026	0.053	0.055	0.015
MANUFACTURE OF FURNITURE; MANUFACTURING N.E.C.	0.185	0.153	0.161	0.173	0.183
T O T A L	0.086	0.079	0.082	0.080	0.076

* IN THE NATIONAL ACCOUNT CONCEPT AT FACTOR COST

RATIO OF OPERATIONS SURPLUS TO GROSS VALUE OF PRODUCTION BY INDUSTRIAL GROUP - PUBLIC AND PRIVATE
1994/95(1987 E.F.Y) - 1998/99(1991 E.F.Y)

SUMMARY TABLE 3.10

INDUSTRIAL GROUP	1987	1988	1989	1990	1991
MANUFACTURE OF FOOD PRODUCTS AND BEVERAGES.....	0.219	0.239	0.231	0.144	0.249
MANUFACTURE OF TOBACCO PRODUCTS	0.243	0.279	0.220	0.371	0.496
MANUFACTURE OF TEXTILES	0.086	0.074	0.056	0.042	0.031
MANUFACTURE OF WEARING APPAREL, EXCEPT FUR APPAREL....	0.051	0.040	0.005	-0.160\	-0.040
TANNING AND DRESSING OF LEATHER; MANUFACTURE OF FOOTWEAR, LUGGAGE AND HANDBAGS	0.154	0.152	0.200	0.096	0.156
MANUFACTURE OF WOOD AND OF PRODUCTS OF WOOD AND CORK, EXCEPT FURNITURE	0.321	0.309	0.302	0.239	0.178
MANUFACTURE OF PAPER, PAPER PRODUCTS AND PRINTING	0.221	0.242	0.224	0.237	0.234
MANUFACTURE OF CHEMICALS AND CHEMICAL PRODUCTS.....	0.159	0.110	0.177	0.276	0.124
MANUFACTURE OF RUBBER AND PLASTIC PRODUCTS.....	0.230	0.212	0.192	0.186	0.217
MANUFACTURE OF OTHER NON-METALLIC MINERAL PRODUCTS ...	0.264	0.285	0.276	0.273	0.231
MANUFACTURE OF BASIC IRON AND STEEL.....	0.244	0.156	0.165	0.112	0.115
MANUFACTURE OF FABRICATED METAL PRODUCTS EXCEPT MACHINERY AND EQUIPMENT	0.131	0.182	0.196	0.125	0.158
MANUFACTURE OF MACHINERY AND EQUIPMENT N.E.C.	0.039	0.135	0.134	0.129	0.065
MANUFACTURE OF MOTOR VEHICLES, TRAILERS & SEMI-TRAILERS	0.090	0.146	0.159	0.039	0.100
MANUFACTURE OF FURNITURE; MANUFACTURING N.E.C.	0.206	0.221	0.206	0.198	0.141
T O T A L	0.186	0.196	0.199	0.160	0.197

* IN THE NATIONAL ACCOUNT CONCEPT AT FACTOR COST

Establishments which were working less than 12 months during the reference period were asked to state their reasons for not being fully operational during the reference period and these are presented in summary Table 3.11. It can be observed that among the total establishments working less than 12 months during the reference period (excluding other reasons) and shortage of supply of raw materials and absence of market demand for their products stood as the first and second highest proportion, respectively.

In a similar way to that of the above question establishments which were not working at full capacity were asked to state their reasons for working below capacity during the reference period and this is shown in summary Table 3.12. When examining the first types of major reasons, about 37 percent of the establishments working below capacity stated that they did not work at full capacity because of absence of market demand for their products.

The data in summary Table 3.13 depict the first major problems faced by establishments at the survey period. As this summary Table indicated almost 34 percent of the establishments reported that the first major current operating difficulty was absence of market demand for their products; followed by shortage of supply of raw materials which were reported by about 26 percent of the total establishments.

PERCENTAGE DISTRIBUTION OF ESTABLISHMENTS BY FIRST MAJOR REASON FOR NOT BEING FULLY OPERATIONAL
AND INDUSTRIAL GROUP - PUBLIC AND PRIVATE 1998/99(1991 E.F.Y)

SUMMARY TABLE 3.11

INDUSTRIAL GROUP	TYPE OF REASONS										
	SHORTAGE OF SUPPLY OF RAW MATERIALS	SHORTAGE OF SUPPLY OF SPARE PARTS	LACK OF FOREIGN EXCHANGE	ABSENCE OF MARKET DEMAND	LACK OF WORKING CAPITAL	SHORTAGE OF ELECTRICITY AND WATER SUPPLY	FREQUENT MACHINERY BREAKAGE	OBSTACLES FROM GOV. RULES AND REGULATIONS	OTHERS	NOT STATED	TOTAL
MANUFACTURE OF FOOD PRODUCTS AND BEVERAGES.....	32	-	-	11	5	21	8	-	19	-	96
MANUFACTURE OF TOBACCO PRODUCTS	-	-	-	-	-	-	-	-	-	-	-
MANUFACTURE OF TEXTILES	4	-	-	3	-	-	-	-	2	-	9
MANUFACTURE OF WEARING APPAREL, EXCEPT FUR APPAREL....	-	-	-	1	1	-	-	-	1	-	3
TANNING AND DRESSING OF LEATHER; MANUFACTURE OF FOOTWEAR, LUGGAGE AND HANDBAGS	6	-	-	10	-	-	-	1	3	-	20
MANUFACTURE OF WOOD AND OF PRODUCTS OF WOOD AND CORK, EXCEPT FURNITURE	4	-	-	-	-	-	1	-	1	-	6
MANUFACTURE OF PAPER, PAPER PRODUCTS AND PRINTING	4	-	-	1	-	-	1	-	3	-	9
MANUFACTURE OF CHEMICALS AND CHEMICAL PRODUCTS.....	6	-	-	9	1	1	-	-	1	1	19
MANUFACTURE OF RUBBER AND PLASTIC PRODUCTS.....	2	-	-	1	3	1	-	1	-	-	8
MANUFACTURE OF OTHER NON-METALLIC MINERAL PRODUCTS ...	10	4	-	16	1	4	3	-	5	-	43
MANUFACTURE OF BASIC IRON AND STEEL.....	-	-	-	-	-	-	-	-	-	-	-
MANUFACTURE OF FABRICATED METAL PRODUCTS EXCEPT MACHINERY AND EQUIPMENT	3	-	-	8	-	-	-	-	2	1	14
MANUFACTURE OF MACHINERY AND EQUIPMENT N.E.C.	-	-	-	1	-	1	-	-	3	-	5
MANUFACTURE OF MOTOR VEHICLES, TRAILERS & SEMI-TRAILERS	-	-	-	-	-	-	-	-	-	-	-
MANUFACTURE OF FURNITURE; MANUFACTURING N.E.C.	5	-	-	11	2	4	1	1	8	-	32
T O T A L	76	4	-	72	13	32	14	3	48	2	264
%	28.79	1.52	-	27.27	4.92	12.12	5.30	1.14	18.18	.76	100.00

PERCENTAGE DISTRIBUTION OF ESTABLISHMENTS BY FIRST REASON FOR NOT WORKING AT FULL CAPACITY
AND INDUSTRIAL GROUP - PUBLIC AND PRIVATE 1998/99(1991 E.F.Y)

SUMMARY TABLE 3.12

INDUSTRIAL GROUP	TYPE OF REASONS								TOTAL
	SHORTAGE OF SUPPLY OF RAW MATERIALS	SHORTAGE OF SUPPLY OF SPARE PARTS	ABSENCE OF MARKET DEMAND	ABSENCE OF CREDIT FACILITY	SHORTAGE OF FOREIGN EXCHANGE	LACK OF ADEQUATE SKILLS	OTHERS	NOT STATED	
MANUFACTURE OF FOOD PRODUCTS AND BEVERAGES.....	77	10	13	62	7	9	4	33	215
MANUFACTURE OF TOBACCO PRODUCTS	-	-	-	-	-	-	-	1	1
MANUFACTURE OF TEXTILES	7	4	2	12	3	3	-	5	36
MANUFACTURE OF WEARING APPAREL, EXCEPT FUR APPAREL....	10	-	-	11	2	-	-	4	27
TANNING AND DRESSING OF LEATHER; MANUFACTURE OF FOOTWEAR, LUGGAGE AND HANDBAGS	20	-	3	16	1	-	-	6	46
MANUFACTURE OF WOOD AND OF PRODUCTS OF WOOD AND CORK, EXCEPT FURNITURE	8	-	-	4	-	1	-	2	15
MANUFACTURE OF PAPER, PAPER PRODUCTS AND PRINTING	14	-	5	21	3	1	-	4	48
MANUFACTURE OF CHEMICALS AND CHEMICAL PRODUCTS.....	9	-	5	14	1	2	-	5	36
MANUFACTURE OF RUBBER AND PLASTIC PRODUCTS.....	4	4	4	13	2	-	-	5	32
MANUFACTURE OF OTHER NON-METALLIC MINERAL PRODUCTS ...	16	6	7	26	5	6	-	19	85
MANUFACTURE OF BASIC IRON AND STEEL.....	2	-	-	2	1	-	-	1	6
MANUFACTURE OF FABRICATED METAL PRODUCTS EXCEPT MACHINERY AND EQUIPMENT	6	1	4	18	3	-	1	2	35
MANUFACTURE OF MACHINERY AND EQUIPMENT N.E.C.	5	-	3	8	-	-	-	1	17
MANUFACTURE OF MOTOR VEHICLES, TRAILERS & SEMI-TRAILERS	3	-	1	3	-	-	-	1	8
MANUFACTURE OF FURNITURE; MANUFACTURING N.E.C.	19	1	13	53	10	2	1	13	112
T O T A L	200	26	60	263	38	24	6	102	719
%	27.82	3.62	8.34	36.58	5.29	3.34	.83	14.19	100.00

PERCENTAGE DISTRIBUTION OF ESTABLISHMENTS BY TYPE OF FIRST MAJOR OPERATIONAL
PROBLEM FACED AND INDUSTRIAL GROUP - PUBLIC AND PRIVATE 1998/99(1991 E.F.Y)

SUMMARY TABLE 3.13

INDUSTRIAL GROUP	TYPE OF REASONS												TOTAL
	SHORTAGE OF SUPPLY OF RAW MATERIALS	SHORTAGE OF SUPPLY OF SPARE PARTS	UNABLE TO COMPETE THE MARKET	ABSENCE OF MARKET DEMAND	LACK OF WORKING CAPITAL	FREQUENT MACHINERY FAILURE	LACK OF WORKING PREMISES	PROBLEM WITH EMPLOYEES	GOVERNMENT RULES AND REG- ULATIONS	OTHER PROBLEMS	NO PROBLEM FACED	NOT STATED	
MANUFACTURE OF FOOD PRODUCTS AND BEVERAGES.....	76	6	10	59	11	10	1	1	7	24	17	2	224
MANUFACTURE OF TOBACCO PRODUCTS	-	-	-	-	-	-	-	-	-	-	-	1	1
MANUFACTURE OF TEXTILES	7	5	1	9	5	4	-	-	1	2	1	-	35
MANUFACTURE OF WEARING APPAREL, EXCEPT FUR APPAREL....	6	-	-	11	2	1	1	-	1	4	1	-	27
TANNING AND DRESSING OF LEATHER; MANUFACTURE OF FOOTWEAR, LUGGAGE AND HANDBAGS	21	-	4	14	2	-	1	-	-	3	3	1	49
MANUFACTURE OF WOOD AND OF PRODUCTS OF WOOD AND CORK, EXCEPT FURNITURE	5	1	-	6	1	1	-	-	1	1	-	-	16
MANUFACTURE OF PAPER, PAPER PRODUCTS AND PRINTING	14	3	2	21	2	1	2	-	3	5	2	-	55
MANUFACTURE OF CHEMICALS AND CHEMICAL PRODUCTS.....	7	-	3	16	4	-	1	-	-	2	3	2	38
MANUFACTURE OF RUBBER AND PLASTIC PRODUCTS.....	8	3	2	11	1	1	-	-	3	2	1	-	32
MANUFACTURE OF OTHER NON-METALLIC MINERAL PRODUCTS ...	15	8	2	31	1	10	-	-	4	16	1	-	88
MANUFACTURE OF BASIC IRON AND STEEL.....	4	-	-	1	1	-	-	-	-	-	-	-	6
MANUFACTURE OF FABRICATED METAL PRODUCTS EXCEPT MACHINERY AND EQUIPMENT	6	-	5	17	6	1	-	-	1	2	-	2	40
MANUFACTURE OF MACHINERY AND EQUIPMENT N.E.C.	5	-	3	9	-	-	1	-	-	1	-	1	20
MANUFACTURE OF MOTOR VEHICLES, TRAILERS & SEMI-TRAILERS	3	-	1	1	-	-	-	-	-	3	2	-	10
MANUFACTURE OF FURNITURE; MANUFACTURING N.E.C.	20	1	9	52	11	1	5	2	9	8	1	-	119
T O T A L	197	27	42	258	47	30	12	3	30	73	32	9	760
%	25.92	3.55	5.53	33.95	6.18	3.95	1.58	.39	3.95	9.61	4.21	1.18	100.00

**FIG.1 GROSS VALUE OF PRODUCTION AT CURRENT
PRICE BY OWNERSHIP**
1994/95 - 1998/99 (1987 - 1991 E.F.Y.)

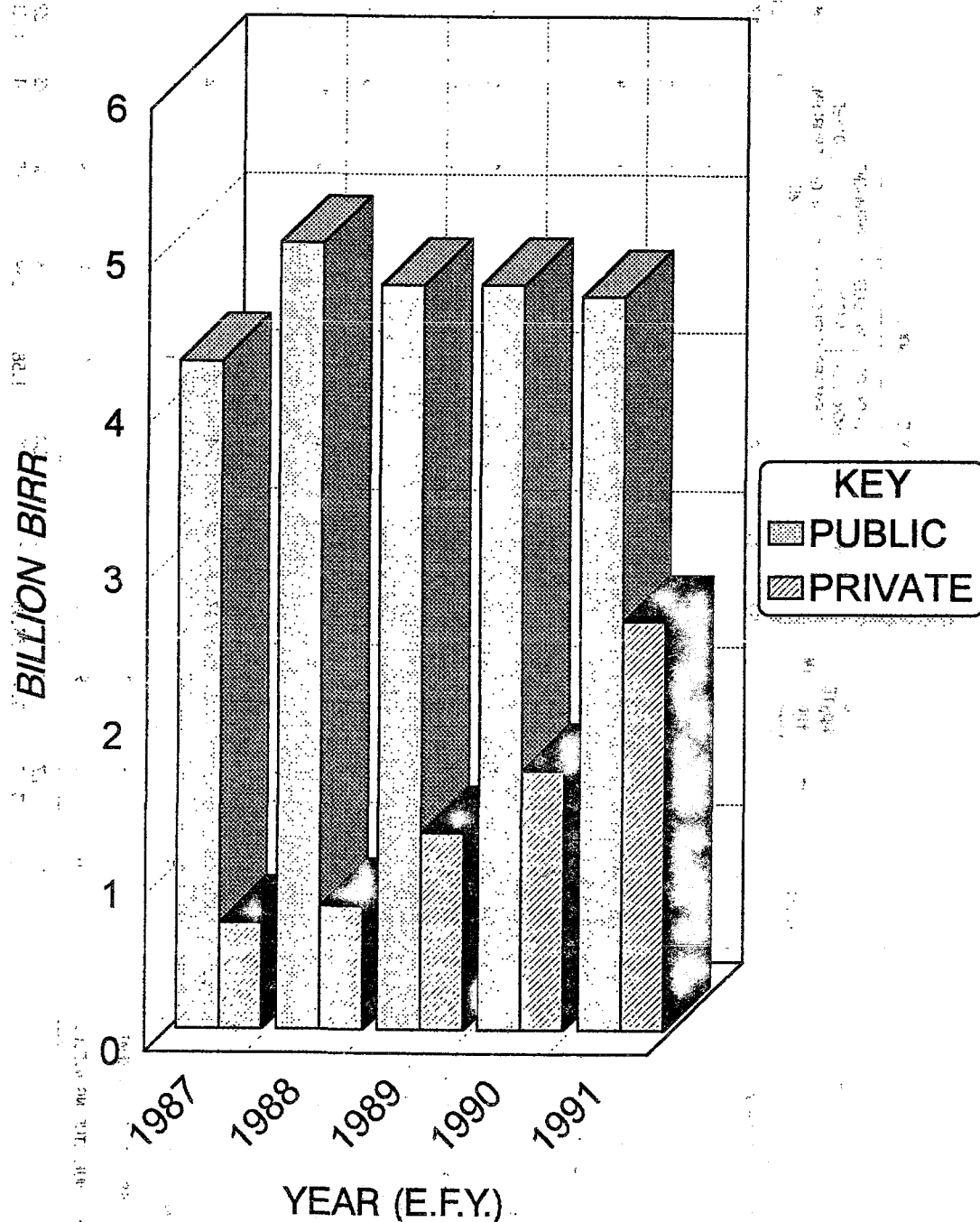
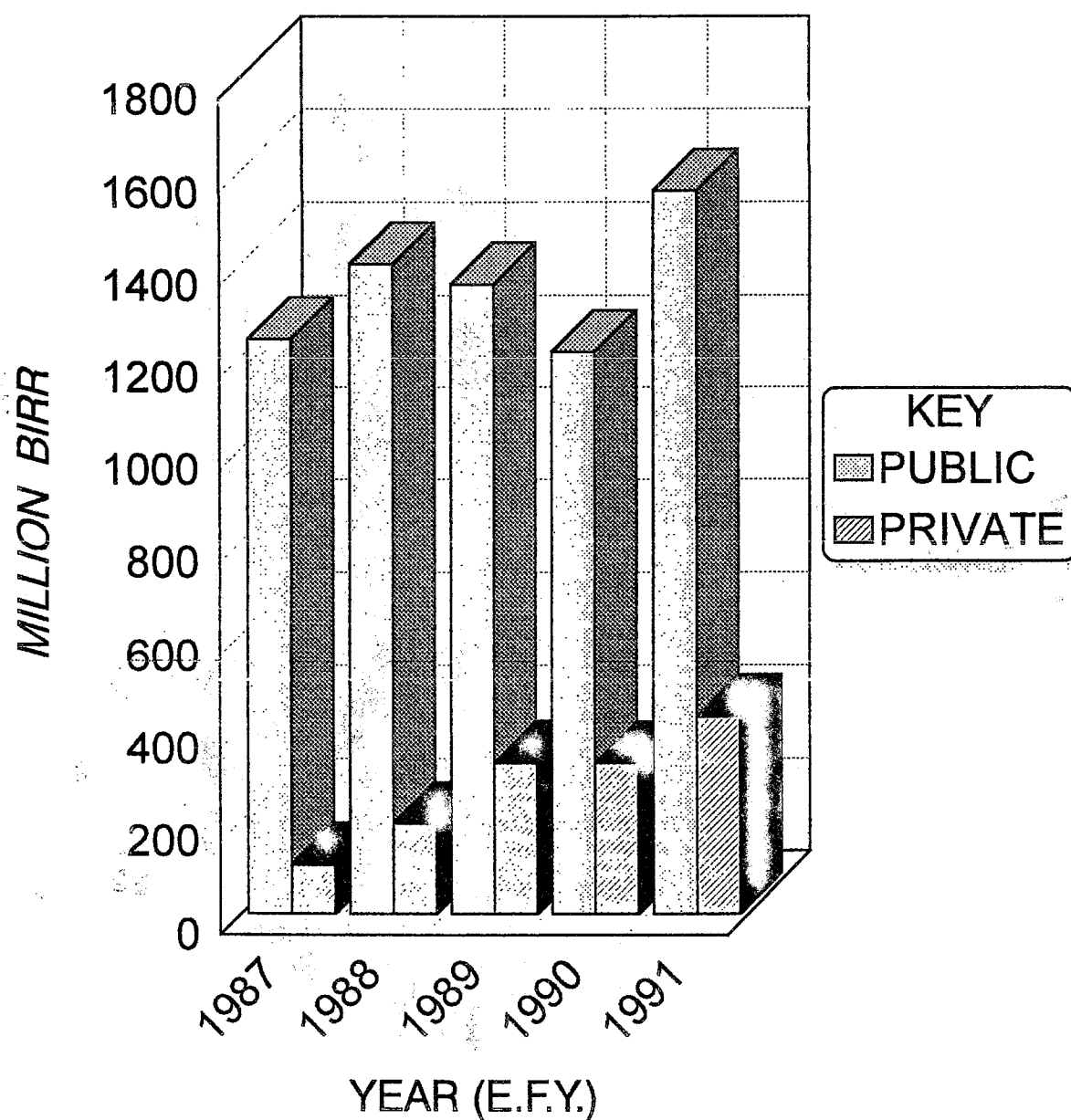


FIG.II - VALUE ADDED* BY OWNERSHIP

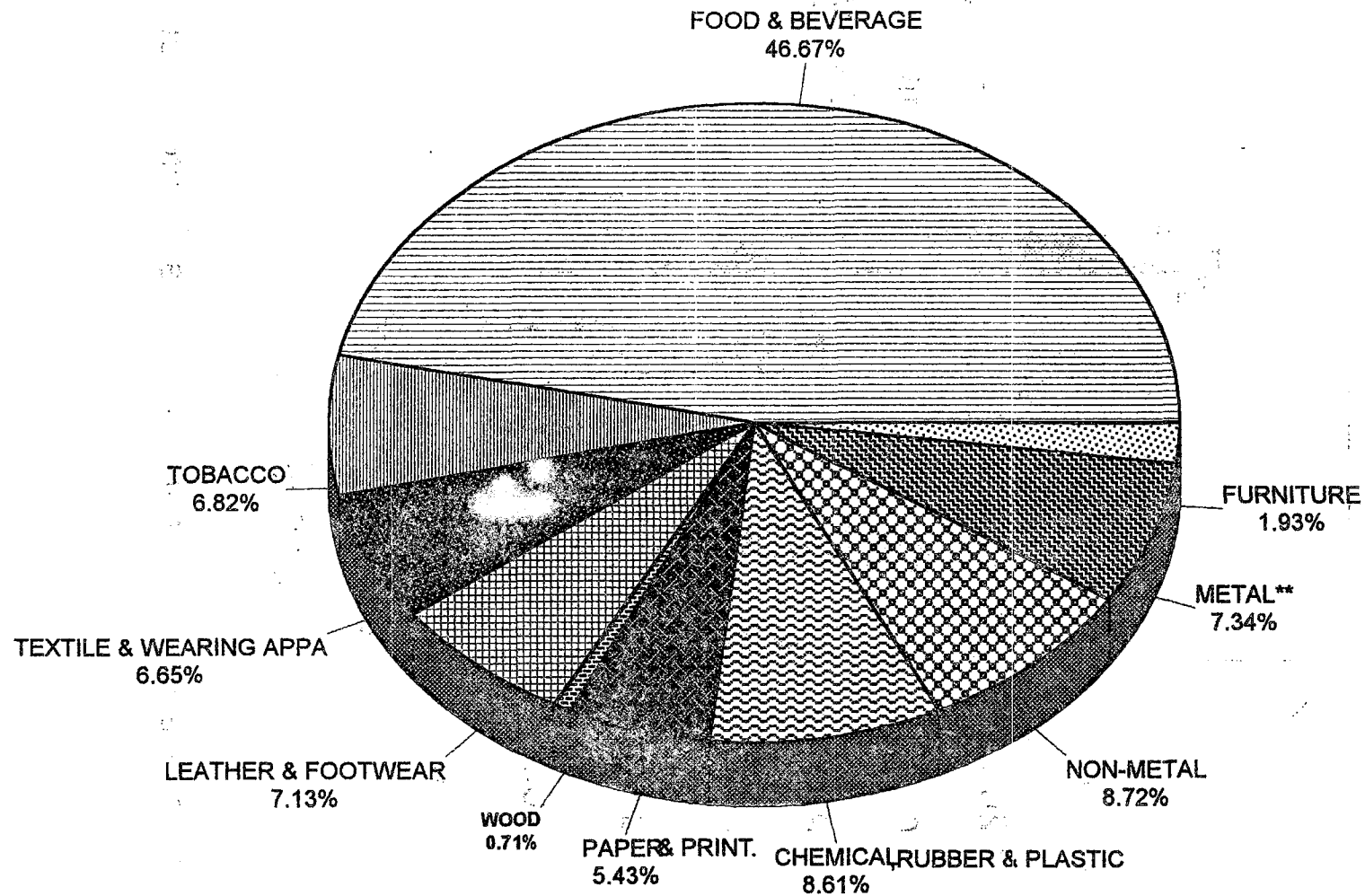
1994/95 - 1998/99(1987 - 1991 E.F.Y.)



* In The National Account Concept at Factor Cost

FIG. III - PERCENTAGE DISTRIBUTION OF VALUE ADDED* BY INDUSTRIAL GROUP

1998/99 (1991 E.F.Y.)

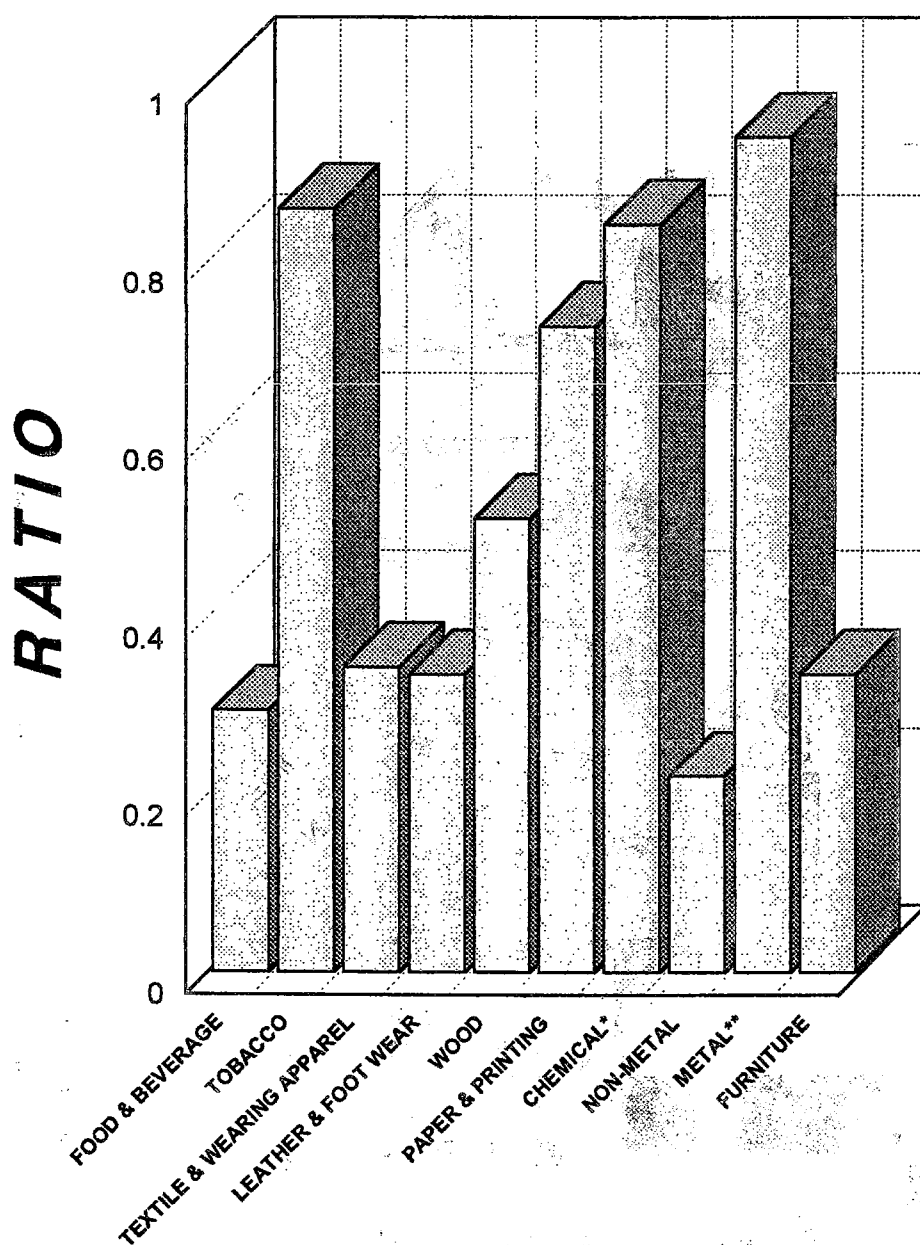


* In The National Account Concept at Factor Cost

** Including Basic Iron, Fabricated Metal, Machinery & Motor Vehicles

**FIG. IV- RATIO OF IMPORTED TO TOTAL RAW MATERIAL
COST BY INDUSTRIAL GROUP**

1998/99 (1991 E.F.Y.)

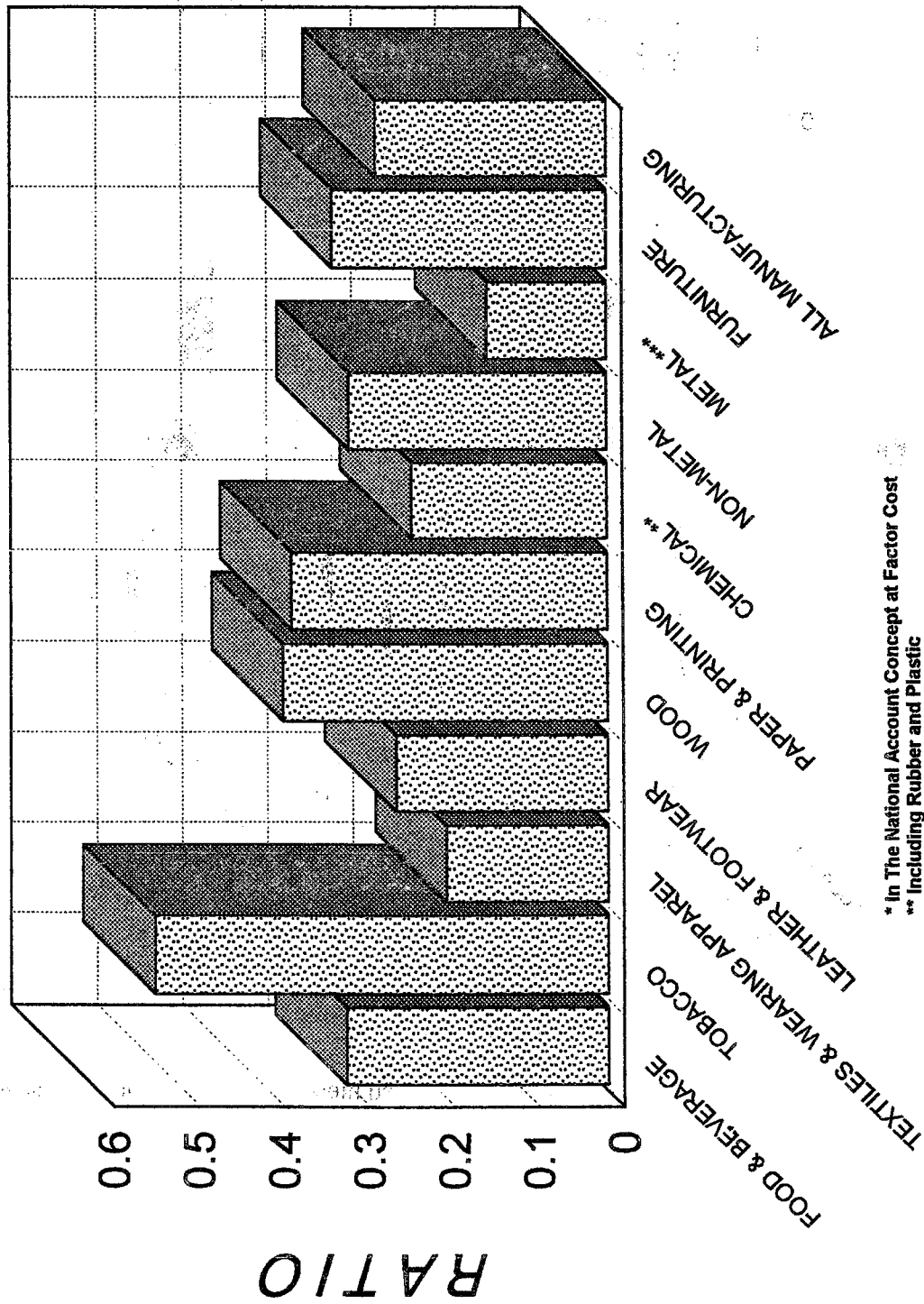


* Including Rubber and Plastic

** Including Basic Iron, fabricated metal, Machinery & Motor Vehicles

FIG.V- RATIO OF VALUE ADDED* TO GROSS VALUE OF PRODUCTION

1998/99 (1991 E.F.Y.)



* In The National Account Concept at Factor Cost

** Including Rubber and Plastic

*** Including Basic Iron, Fabricated metal, Machinery and Motor Vehicles

FIG. VI - INSTALLED GENERATING CAPACITY OF ELECTRICITY

1994/95 - 1998/99 (1987 - 1991 E.F.Y.)

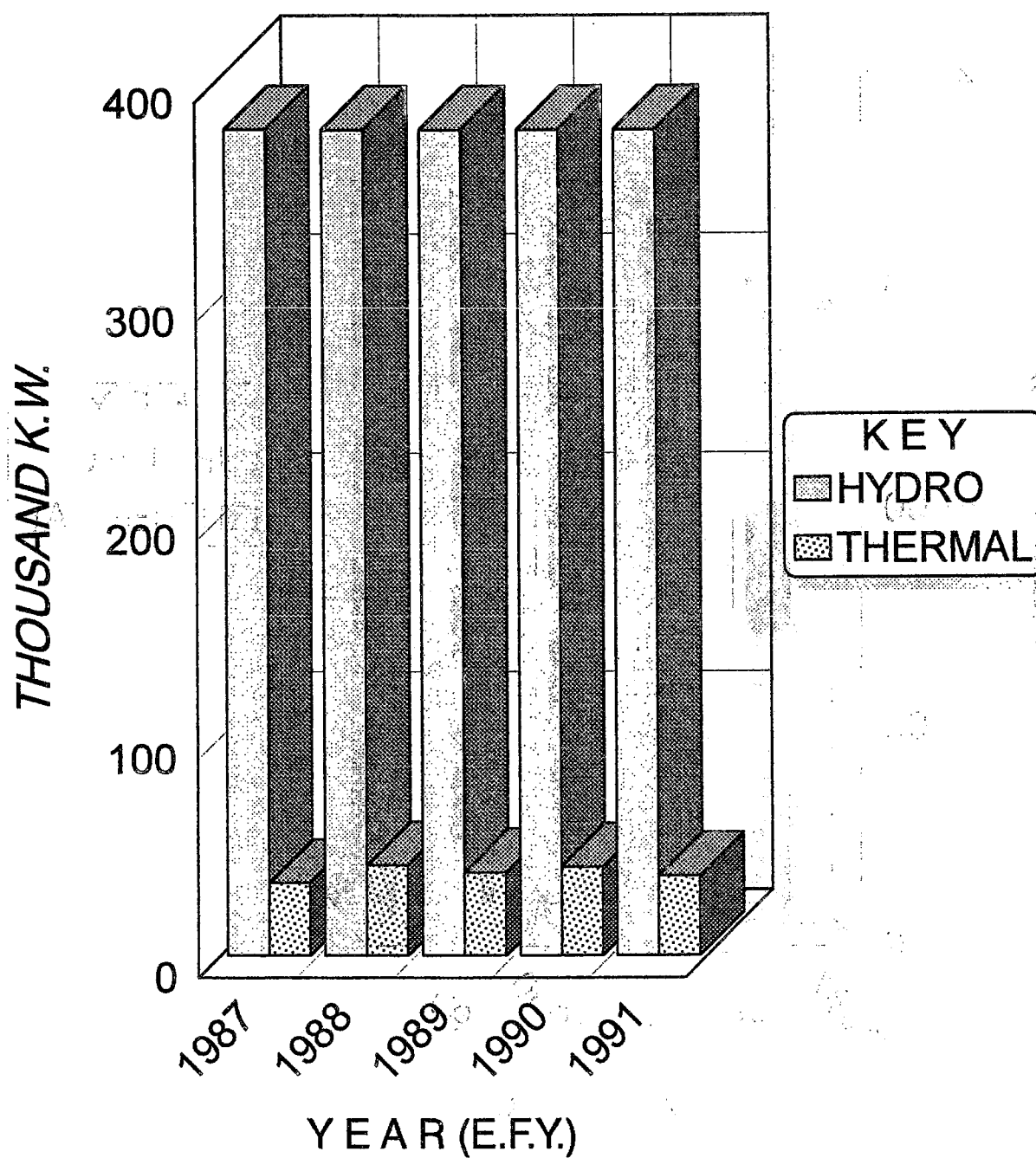
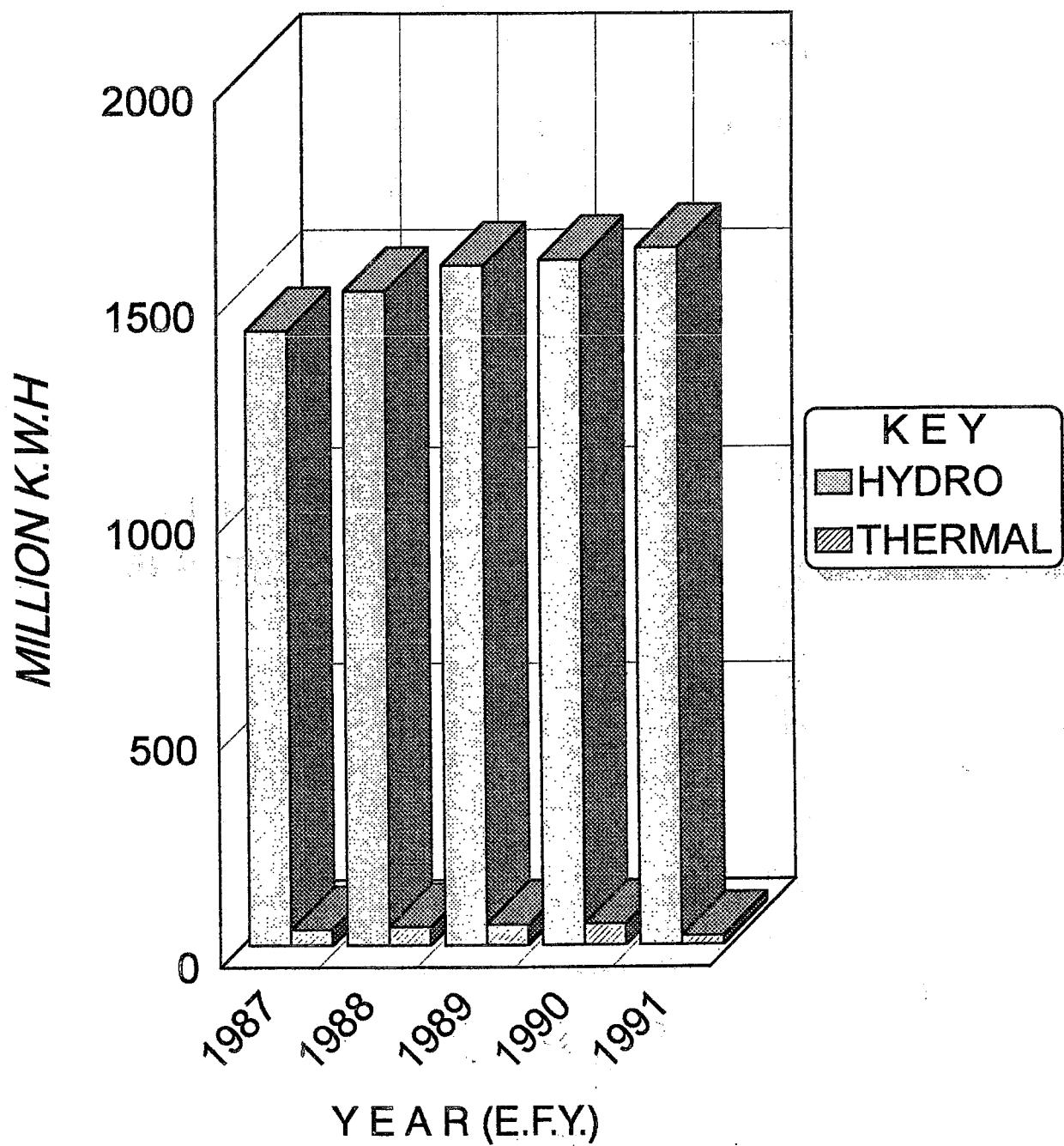


FIG. VII - PRODUCTION OF ELECTRICITY

1994/95 - 1998/99 (1987 - 1991 E.F.Y.)



PART IV

**STATISTICAL TABLES ON LARGE AND
MEDIUM SCALE MANUFACTURING
INDUSTRIES**

1998/99 (1991 E.F.Y.)

COVERAGE OF THE SURVEY
1998/99(1991 E.F.Y)

TABLE 4.1

INDUSTRIAL GROUP	N° OF ESTABLISHMENTS COVERED BY THE REPORT			N° OF ESTABLISHMENTS WITH RESPONSES			PERCENTAGE OF RESPONSES		
	PUBLIC	PRIVATE	TOTAL	PUBLIC	PRIVATE	TOTAL	PUBLIC	PRIVATE	TOTAL
MANUFACTURE OF FOOD PRODUCTS AND BEVERAGES.....	50	178	228	50	166	216	100.00	93.26	94.74
MANUFACTURE OF TOBACCO PRODUCTS	1	-	1	1	-	1	100.00	-	100.00
MANUFACTURE OF TEXTILES	21	15	36	19	14	33	90.48	93.33	91.67
MANUFACTURE OF WEARING APPAREL, EXCEPT FUR APPAREL....	4	24	28	4	24	28	100.00	100.00	100.00
TANNING AND DRESSING OF LEATHER; MANUFACTURE OF FOOTWEAR, LUGGAGE AND HANDBAGS	7	42	49	7	41	48	100.00	97.62	97.96
MANUFACTURE OF WOOD AND OF PRODUCTS OF WOOD AND CORK, EXCEPT FURNITURE	7	9	16	6	9	15	85.71	100.00	93.75
MANUFACTURE OF PAPER, PAPER PRODUCTS AND PRINTING	9	51	60	9	50	59	100.00	98.04	98.33
MANUFACTURE OF CHEMICALS AND CHEMICAL PRODUCTS.....	11	32	43	10	31	41	90.91	96.88	95.35
MANUFACTURE OF RUBBER AND PLASTIC PRODUCTS... ..	4	28	32	4	28	32	100.00	100.00	100.00
MANUFACTURE OF OTHER NON-METALLIC MINERAL PRODUCTS ...	20	68	88	19	68	87	95.00	100.00	98.86
MANUFACTURE OF BASIC IRON AND STEEL.....	3	3	6	3	3	6	100.00	100.00	100.00
MANUFACTURE OF FABRICATED METAL PRODUCTS EXCEPT MACHINERY AND EQUIPMENT	5	35	40	5	33	38	100.00	94.29	95.00
MANUFACTURE OF MACHINERY AND EQUIPMENT N.E.C.	1	19	20	1	19	20	100.00	100.00	100.00
MANUFACTURE OF MOTOR VEHICLES, TRAILERS & SEMI-TRAILERS	1	10	11	1	10	11	100.00	100.00	100.00
MANUFACTURE OF FURNITURE; MANUFACTURING N.E.C.	7	114	121	7	107	114	100.00	93.86	94.21
T O T A L	151	628	779	146	603	749	96.69	96.02	96.15

COVERAGE OF THE SURVEY
1998/99(1991 E.F.Y)

TABLE 4.1 (CONTD.)

INDUSTRIAL GROUP	VALUE ADDED AT FACTOR COST - NATIONAL ACCOUNT CONCEPT (IN '000 BIRR)								
	PUBLIC	PRIVATE	TOTAL	OF WHICH ESTABLISHMENTS WITH RESPONSES			PERCENTAGE OF RESPONSES		
				PUBLIC	PRIVATE	TOTAL	PUBLIC	PRIVATE	TOTAL
MANUFACTURE OF FOOD PRODUCTS AND BEVERAGES.....	798,193	127,148	925,341	798,193	119,851	918,044	100.00	94.26	99.21
MANUFACTURE OF TOBACCO PRODUCTS	135,141	-	135,141	135,141	-	135,141	100.00		100.00
MANUFACTURE OF TEXTILES	113,506	6,059	119,565	93,466	6,032	99,499	82.35	99.55	83.22
MANUFACTURE OF WEARING APPAREL, EXCEPT FUR APPAREL....	7,459	4,814	12,273	7,459	4,814	12,273	100.00	100.00	100.00
TANNING AND DRESSING OF LEATHER; MANUFACTURE OF FOOTWEAR, LUGGAGE AND HANDBAGS	83,793	57,651	141,443	83,793	57,591	141,384	100.00	99.90	99.96
MANUFACTURE OF WOOD AND OF PRODUCTS OF WOOD AND CORK, EXCEPT FURNITURE	10,833	3,163	13,995	10,607	3,163	13,770	97.92	100.00	98.39
MANUFACTURE OF PAPER, PAPER PRODUCTS AND PRINTING	75,199	32,477	107,676	75,199	32,346	107,545	100.00	99.60	99.88
MANUFACTURE OF CHEMICALS AND CHEMICAL PRODUCTS.....	47,366	27,028	74,394	44,303	26,790	71,093	93.53	99.12	95.56
MANUFACTURE OF RUBBER AND PLASTIC PRODUCTS.....	65,572	30,694	96,266	65,572	30,694	96,266	100.00	100.00	100.00
MANUFACTURE OF OTHER NON-METALLIC MINERAL PRODUCTS ...	154,623	18,334	172,957	153,403	18,334	171,737	99.21	100.00	99.29
MANUFACTURE OF BASIC IRON AND STEEL.....	34,558	239	34,797	34,558	239	34,797	100.00	100.00	100.00
MANUFACTURE OF FABRICATED METAL PRODUCTS EXCEPT MACHINERY AND EQUIPMENT	18,101	7,880	25,981	18,101	7,614	25,715	100.00	96.63	98.98
MANUFACTURE OF MACHINERY AND EQUIPMENT N.E.C.	60	2,085	2,145	60	2,085	2,145	100.00	100.00	100.00
MANUFACTURE OF MOTOR VEHICLES, TRAILERS & SEMI-TRAILERS	7,293	75,417	82,711	7,293	75,417	82,711	100.00	100.00	100.00
MANUFACTURE OF FURNITURE; MANUFACTURING N.E.C.	7,131	31,108	38,239	7,131	27,402	34,533	100.00	88.08	90.31
T O T A L	1,558,827	424,098	1,982,925	1,534,279	412,373	1,946,652	98.43	97.24	98.17

PAID-UP CAPITAL OF REPORTING ESTABLISHMENTS BY SOURCE OF OWNERSHIP AND INDUSTRIAL GROUP
1998/99(1991 E.F.Y)

TABLE 4.2

INDUSTRIAL GROUP	Nº OF ESTABLISHMENTS			PAID-UP CAPITAL(IN '000 BIRR)				
	PUBLIC	PRIVATE	TOTAL	PUBLIC	PRIVATE		TOTAL	
					ETHIOPIAN			NON-ETH.
					MALE	FEM.		
MANUFACTURE OF FOOD PRODUCTS AND BEVERAGES.....	49	178	227	2,220,318	435,595	72,365	218,054	2,946,332
Production, processing and preserving of meat, fruit and vegetables	3	7	10	6,340	-	12	131,913	138,266
Manufacture of vegetable and animal oils and fats....	8	18	26	200,692	33,836	138	838	235,503
Manufacture of dairy products	1	-	1	5,506	-	-	-	5,506
Manufacture of grain mill products	9	41	50	83,294	147,401	39,122	-	269,817
Manufacture of prepared animal feeds	2	2	4	2,894	1,045	-	-	3,939
Manufacture of bakery products	5	80	85	44,607	36,732	13,970	-	95,308
Manufacture of sugar and sugar confectionery	4	5	9	1,705,061	272	552	-	1,705,885
Manufacture of macaroni and spaghetti.....	2	1	3	21,620	7,046	371	-	29,037
Manufacture of food products n.e.c.	3	9	12	24,749	11,657	1,267	-	37,674
Distilling, rectifying and blending of spirits	4	6	10	3,078	2,766	2,785	-	8,628
Manufacture of wines	2	-	2	3,000	-	-	-	3,000
Manufacture of malt liquors and malt	4	2	6	99,009	-	1,165	85,303	185,477
Manufacture of soft drinks & production of mineral waters	2	7	9	20,468	194,840	12,983	-	228,292
MANUFACTURE OF TOBACCO PRODUCTS	1	-	1	90,451	-	-	-	90,451
Manufacture of tobacco products.....	1	-	1	90,451	-	-	-	90,451
MANUFACTURE OF TEXTILES	20	15	35	571,581	28,129	2,759	4,359	606,827
Spinning, weaving and finishing of textiles	18	8	26	544,815	22,198	1,829	4,259	573,100
Manufacture of cordage, rope, twine and netting	2	-	2	26,766	-	-	-	26,766
Knitting mills	-	7	7	-	5,931	930	100	6,961
MANUFACTURE OF WEARING APPAREL, EXCEPT FUR APPAREL.....	4	23	27	18,178	21,086	3,621	-	42,885
Manufacture of wearing apparel except fur apparel....	4	23	27	18,178	21,086	3,621	-	42,885
TANNING AND DRESSING OF LEATHER; MANUFACTURE OF FOOTWEAR, LUGGAGE AND HANDBAGS	7	42	49	83,125	167,900	37,534	14,638	303,198
Tanning and dressing of leather,luggage and handbags.	4	10	14	26,430	86,945	11,738	4,163	129,276
Manufacture of footwear.....	3	32	35	56,695	80,955	25,796	10,475	173,921
MANUFACTURE OF WOOD AND OF PRODUCTS OF WOOD AND CORK, EXCEPT FURNITURE	7	9	16	8,734	1,420	-	-	10,154
Manufacture of wood and of products of wood and cork, except furniture.....	7	9	16	8,734	1,420	-	-	10,154
MANUFACTURE OF PAPER, PAPER PRODUCTS AND PRINTING	9	51	60	141,864	36,443	8,298	37,540	224,144
Manufacture of paper and paper products.....	2	5	7	12,126	6,796	2,063	29,898	50,883
Publishing and printing services.....	7	46	53	129,738	29,647	6,235	7,642	173,261
MANUFACTURE OF CHEMICALS AND CHEMICAL PRODUCTS.....	11	30	41	210,308	75,193	8,845	80	294,426
Manufacture of basic chemicals, except fertilizers and nitrogen compounds.....	4	-	4	180,881	-	-	-	180,881
Manufacture of paints, varnishes and mastics	2	6	8	8,430	38,541	3,610	-	50,580

**PAID-UP CAPITAL OF REPORTING ESTABLISHMENTS BY SOURCE OF OWNERSHIP AND INDUSTRIAL GROUP
1998/99(1991 E.F.Y)**

TABLE 4.2 (Contd..)

INDUSTRIAL GROUP	Nº OF ESTABLISHMENTS			PAID-UP CAPITAL(IN '000 BIRR)				
	PUBLIC	PRIVATE	TOTAL	PUBLIC	PRIVATE			TOTAL
					ETHIOPIAN		NON-ETH.	
					MALE	FEM.		
Manufacture of pharmaceuticals, medicinal chemicals and botanical products.....	1	2	3	12,924	2,250	750	-	15,924
Manufacture of soap and detergents cleaning and polishing, perfumes and toilet preparations.....	2	20	22	5,887	33,902	3,485	80	43,354
Manufacture of chemical products n.e.c.	2	2	4	2,186	500	1,000	-	3,686
MANUFACTURE OF RUBBER AND PLASTIC PRODCUTS.....	4	28	32	12,049	103,248	27,538	2,905	145,740
Manufacture of rubber products.....	1	4	5	5,938	2,357	1,829	-	10,125
Manufacture of plastic products.....	3	24	27	6,111	100,890	25,709	2,905	135,615
MANUFACTURE OF OTHER NON-METALLIC MINERAL PRODUCTS	20	68	88	574,760	36,207	6,132	30,130	647,229
Manufacture of glass and glass products.....	1	2	3	15,047	-	-	-	15,047
Manufacture of structural clay products	3	3	6	2,855	90	100	-	3,045
Manufacture of cement, lime and plaster	5	4	9	460,716	82	239	-	461,037
Manufacture of articles of concrete, cement and plaster	7	52	59	15,409	21,630	4,192	30	41,262
Manufacture of non-metallic mineral products n.e.c....	4	7	11	80,733	14,405	1,600	30,100	126,838
MANUFACTURE OF BASIC IRON AND STEEL.....	3	3	6	13,793	12,878	3,251	1,601	31,524
Manufacture of basic iron and steel.....	3	3	6	13,793	12,878	3,251	1,601	31,524
MANUFACTURE OF FABRICATED METAL PRODUCTS EXCEPT MACHINERY AND EQUIPMENT	5	35	40	224,793	26,593	7,389	7,406	266,181
Manufacture of structural metal products, tanks, reservoirs and containers of metal	-	22	22	-	12,392	2,751	7,406	22,548
Manufacture of cutlery, hand tools and general hardware	2	6	8	7,043	6,895	2,927	-	16,865
Manufacture of other fabricated metal products	3	7	10	217,750	7,307	1,711	-	226,768
MANUFACTURE OF MACHINERY AND EQUIPMENT N.E.C.	1	19	20	199	6,434	628	2,017	9,278
Manufacture of pumps, compressors, taps and valves...	-	-	-	-	-	-	-	-
Manufacture of ovens, furnaces and furnace burners...	-	6	6	-	615	283	-	898
Manufacture of other general purpose machinary.....	-	1	1	-	217	-	-	217
Manufacture of machinery for food and beverage processing	-	11	11	-	5,302	345	2,017	7,664
Manufacture of accumulators, primary cells and and primary battries	1	1	2	199	300	-	-	499
MANUFACTURE OF MOTOR VEHICLES,TRAILERS & SEMI-TRAILERS.	1	10	11	9,486	15,897	4,574	2,268	32,225
Manufacture of bodies for motor vehicles.....	1	8	9	9,486	9,209	2,200	2,100	22,995
Manufacture of parts and accessories for motor vehicles and their engines.....	-	2	2	-	6,688	2,374	168	9,230
MANUFACTURE OF FURNITURE; MANUFACTURING N.E.C.	5	113	118	29,267	90,102	5,884	5,517	130,770
Manufacture of furniture; manufacturing n.e.c.....	5	113	118	29,267	90,102	5,884	5,517	130,770
T O T A L	147	624	771	4,208,907	1,057,127	188,817	326,513	5,781,364

NUMBER OF REPORTING ESTABLISHMENTS BY SIZE OF PAID-UP CAPITAL AND INDUSTRIAL GROUP - PUBLIC AND PRIVATE
1998/99(1991 E.F.Y)

TABLE 4.3

INDUSTRIAL GROUP	PAID-UP CAPITAL IN BIRR						TOTAL ESTAB.
	UPTO 50,000	50,001 - 100,000	100,001- 250,000	250,001- 500,000	500,001- 1,000,000	OVER 1,000,000	
MANUFACTURE OF FOOD PRODUCTS AND BEVERAGES.....	18	14	32	20	21	122	227
Production, processing and preserving of meat, fruit and vegetables	1	-	-	-	-	9	10
Manufacture of vegetable and animal oils and fats....	2	1	6	2	3	12	26
Manufacture of dairy products	-	-	-	-	-	1	1
Manufacture of grain mill products	-	-	-	3	7	40	50
Manufacture of prepared animal feeds	-	-	1	-	2	1	4
Manufacture of bakery products	12	11	20	12	6	24	85
Manufacture of sugar and sugar confectionery	1	1	2	1	1	3	9
Manufacture of macaroni and spaghetti.....	-	-	-	-	-	3	3
Manufacture of food products n.e.c.	1	1	2	2	-	6	12
Distilling, rectifying and blending of spirits	1	-	1	-	2	6	10
Manufacture of wines	-	-	-	-	-	2	2
Manufacture of malt liquors and malt	-	-	-	-	-	6	6
Manufacture of soft drinks & production of mineral waters	-	-	-	-	-	9	9
MANUFACTURE OF TOBACCO PRODUCTS	-	-	-	-	-	1	1
Manufacture of tobacco products.....	-	-	-	-	-	1	1
MANUFACTURE OF TEXTILES	1	3	1	1	4	25	35
Spinning, weaving and finishing of textiles	-	2	-	1	3	20	26
Manufacture of cordage, rope, twine and netting	-	-	-	-	-	2	2
Knitting mills	1	1	1	-	1	3	7
MANUFACTURE OF WEARING APPAREL, EXCEPT FUR APPAREL....	1	1	5	3	3	14	27
Manufacture of wearing apparel except fur apparel....	1	1	5	3	3	14	27
TANNING AND DRESSING OF LEATHER; MANUFACTURE OF FOOTWEAR, LUGGAGE AND HANDBAGS	2	1	1	1	5	39	49
Tanning and dressing of leather, luggage and handbags.	-	-	-	-	-	14	14
Manufacture of footwear.....	2	1	1	1	5	25	35
MANUFACTURE OF WOOD AND OF PRODUCTS OF WOOD AND CORK, EXCEPT FURNITURE	3	1	4	2	2	4	16
Manufacture of wood and of products of wood and cork, except furniture.....	3	1	4	2	2	4	16
MANUFACTURE OF PAPER, PAPER PRODUCTS AND PRINTING	4	3	14	4	9	26	60
Manufacture of paper and paper products.....	-	-	-	-	1	6	7
Publishing and printing services.....	4	3	14	4	8	20	53
MANUFACTURE OF CHEMICALS AND CHEMICAL PRODUCTS.....	-	3	3	6	10	19	41
Manufacture of basic chemicals, except fertilizers and nitrogen compounds.....	-	-	-	-	1	3	4
Manufacture of paints, varnishes and mastics	-	-	-	-	2	6	8

NUMBER OF REPORTING ESTABLISHMENTS BY SIZE OF PAID-UP CAPITAL AND INDUSTRIAL GROUP - PUBLIC AND PRIVATE
1998/99(1991 E.F.Y)

TABLE 4.3 (Contd..)

INDUSTRIAL GROUP	PAID-UP CAPITAL IN BIRR						TOTAL ESTAB.
	UPTO 50,000	50,001 - 100,000	100,001- 250,000	250,001- 500,000	500,001- 1,000,000	OVER 1,000,000	
Manufacture of pharmaceuticals, medicinal chemicals and botanical products.....	-	-	-	-	-	3	3
Manufacture of soap and detergents cleaning and polishing, perfumes and toilet preparations.....	-	3	3	4	6	6	22
Manufacture of chemical products n.e.c.	-	-	-	2	1	1	4
MANUFACTURE OF RUBBER AND PLASTIC PROCDUCTS.....	-	-	3	5	2	22	32
Manufacture of rubber products.....	-	-	1	1	-	3	5
Manufacture of plastic products.....	-	-	2	4	2	19	27
MANUFACTURE OF OTHER NON-METALLIC MINERAL PRODUCTS	12	18	12	13	11	22	88
Manufacture of glass and glass products.....	-	-	-	-	-	3	3
Manufacture of structural clay products	1	2	-	-	1	2	6
Manufacture of cement, lime and plaster	1	2	2	-	-	4	9
Manufacture of articles of concrete, cement and plaster	10	12	9	12	7	9	59
Manufacture of non-metallic mineral products n.e.c....	-	2	1	1	3	4	11
MANUFACTURE OF BASIC IRON AND STEEL.....	-	-	-	-	-	6	6
Manufacture of basic iron and steel.....	-	-	-	-	-	6	6
MANUFACTURE OF FABRICATED METAL PRODUCTS EXCEPT MACHINERY AND EQUIPMENT	7	2	5	8	3	15	40
Manufacture of structural metal products, tanks, reservoirs and containers of metal	5	1	4	4	2	6	22
Manufacture of cutlery, hand tools and general hardware	2	-	-	1	-	5	8
Manufacture of other fabricated metal products	-	1	1	3	1	4	10
MANUFACTURE OF MACHINERY AND EQUIPMENT N.E.C.	3	2	8	4	1	2	20
Manufacture of pumps, compressors, taps and valves...	-	-	-	-	-	-	-
Manufacture of ovens, furnaces and furnace burners...	2	-	3	1	-	-	6
Manufacture of other general purpose machinery.....	-	-	1	-	-	-	1
Manufacture of machinery for food and beverage processing	1	2	3	2	1	2	11
Manufacture of accumulators, primary cells and and primary batteries	-	-	1	1	-	-	2
MANUFACTURE OF MOTOR VEHICLES, TRAILERS & SEMI-TRAILERS.	-	-	-	1	3	7	11
Manufacture of bodies for motor vehicles.....	-	-	-	1	2	6	9
Manufacture of parts and accessories for motor vehicles and their engines.....	-	-	-	-	1	1	2
MANUFACTURE OF FURNITURE; MANUFACTURING N.E.C.	14	15	24	23	24	18	118
Manufacture of furniture; manufacturing n.e.c.....	14	15	24	23	24	18	118
T O T A L	65	63	112	91	98	342	771

NUMBER OF REPORTING ESTABLISHMENTS BY SIZE OF PAID-UP CAPITAL AND INDUSTRIAL GROUP - PUBLIC
1998/99(1991 E.F.Y)

TABLE 4.4

INDUSTRIAL GROUP	PAID-UP CAPITAL IN BIRR						TOTAL ESTAB.
	UPTO 50,000	50,001 - 100,000	100,001- 250,000	250,001- 500,000	500,001- 1,000,000	OVER 1,000,000	
MANUFACTURE OF FOOD PRODUCTS AND BEVERAGES.....	-	-	1	1	3	44	49
Production, processing and preserving of meat, fruit and vegetables	-	-	-	-	-	3	3
Manufacture of vegetable and animal oils and fats....	-	-	1	-	1	6	8
Manufacture of dairy products	-	-	-	-	-	1	1
Manufacture of grain mill products	-	-	-	-	-	9	9
Manufacture of prepared animal feeds	-	-	-	-	1	1	2
Manufacture of bakery products	-	-	-	-	1	4	5
Manufacture of sugar and sugar confectionery	-	-	-	1	-	3	4
Manufacture of macaroni and spaghetti.....	-	-	-	-	-	2	2
Manufacture of food products n.e.c.	-	-	-	-	-	3	3
Distilling, rectifying and blending of spirits	-	-	-	-	-	4	4
Manufacture of wines	-	-	-	-	-	2	2
Manufacture of malt liquors and malt	-	-	-	-	-	4	4
Manufacture of soft drinks & production of mineral waters	-	-	-	-	-	2	2
MANUFACTURE OF TOBACCO PRODUCTS	-	-	-	-	-	1	1
Manufacture of tobacco products.....	-	-	-	-	-	1	1
MANUFACTURE OF TEXTILES	-	1	-	1	1	17	20
Spinning, weaving and finishing of textiles	-	1	-	1	1	15	18
Manufacture of cordage, rope, twine and netting	-	-	-	-	-	2	2
Knitting mills	-	-	-	-	-	-	-
MANUFACTURE OF WEARING APPAREL, EXCEPT FUR APPAREL.....	-	-	-	-	-	4	4
Manufacture of wearing apparel except fur apparel....	-	-	-	-	-	4	4
TANNING AND DRESSING OF LEATHER; MANUFACTURE OF FOOTWEAR, LUGGAGE AND HANDBAGS	-	-	-	-	-	7	7
Tanning and dressing of leather, luggage and handbags.	-	-	-	-	-	4	4
Manufacture of footwear.....	-	-	-	-	-	3	3
MANUFACTURE OF WOOD AND OF PRODUCTS OF WOOD AND CORK, EXCEPT FURNITURE	-	-	-	2	1	4	7
Manufacture of wood and of products of wood and cork, except furniture.....	-	-	-	2	1	4	7
MANUFACTURE OF PAPER, PAPER PRODUCTS AND PRINTING	-	-	-	-	1	8	9
Manufacture of paper and paper products.....	-	-	-	-	-	2	2
Publishing and printing services.....	-	-	-	-	1	6	7
MANUFACTURE OF CHEMICALS AND CHEMICAL PRODUCTS.....	-	-	-	1	2	8	11
Manufacture of basic chemicals, except fertilizers and nitrogen compounds.....	-	-	-	-	1	3	4
Manufacture of paints, varnishes and mastics	-	-	-	-	-	2	2

NUMBER OF REPORTING ESTABLISHMENTS BY SIZE OF PAID-UP CAPITAL AND INDUSTRIAL GROUP - PUBLIC
1998/99(1991 E.F.Y)

TABLE 4.4 (Contd..)

INDUSTRIAL GROUP	PAID-UP CAPITAL IN BIRR						TOTAL ESTAB.
	UPTO 50,000	50,001 - 100,000	100,001- 250,000	250,001- 500,000	500,001- 1,000,000	OVER 1,000,000	
Manufacture of pharmaceuticals, medicinal chemicals and botanical products.....	-	-	-	-	-	1	1
Manufacture of soap and detergents cleaning and polishing, perfumes and toilet preparations.....	-	-	-	-	1	1	2
Manufacture of chemical products n.e.c.	-	-	-	1	-	1	2
MANUFACTURE OF RUBBER AND PLASTIC PROCDUCTS.....	-	-	-	-	-	4	4
Manufacture of rubber products.....	-	-	-	-	-	1	1
Manufacture of plastic products.....	-	-	-	-	-	3	3
MANUFACTURE OF OTHER NON-METALLIC MINERAL PRODUCTS	-	-	3	2	4	11	20
Manufacture of glass and glass products.....	-	-	-	-	-	1	1
Manufacture of structural clay products	-	-	-	-	1	2	3
Manufacture of cement, lime and plaster	-	-	1	-	-	4	5
Manufacture of articles of concrete, cement and plaster	-	-	1	2	1	3	7
Manufacture of non-metallic mineral products n.e.c....	-	-	1	-	2	1	4
MANUFACTURE OF BASIC IRON AND STEEL.....	-	-	-	-	-	3	3
Manufacture of basic iron and steel.....	-	-	-	-	-	3	3
MANUFACTURE OF FABRICATED METAL PRODUCTS EXCEPT MACHINERY AND EQUIPMENT	-	-	-	-	-	5	5
Manufacture of structural metal products, tanks, reservoirs and containers of metal	-	-	-	-	-	-	-
Manufacture of cutlery, hand tools and general hardware	-	-	-	-	-	2	2
Manufacture of other fabricated metal products	-	-	-	-	-	3	3
MANUFACTURE OF MACHINERY AND EQUIPMENT N.E.C.	-	-	1	-	-	-	1
Manufacture of pumps, compressors, taps and valves...	-	-	-	-	-	-	-
Manufacture of ovens, furnaces and furnace burners...	-	-	-	-	-	-	-
Manufacture of other general purpose machinery.....	-	-	-	-	-	-	-
Manufacture of machinery for food and beverage processing	-	-	-	-	-	-	-
Manufacture of accumulators, primary cells and and primary batteries	-	-	1	-	-	-	1
MANUFACTURE OF MOTOR VEHICLES, TRAILERS & SEMI-TRAILERS.	-	-	-	-	-	1	1
Manufacture of bodies for motor vehicles.....	-	-	-	-	-	1	1
Manufacture of parts and accessories for motor vehicles and their engines.....	-	-	-	-	-	-	-
MANUFACTURE OF FURNITURE; MANUFACTURING N.E.C.	-	-	1	1	-	3	5
Manufacture of furniture; manufacturing n.e.c.....	-	-	1	1	-	3	5
T O T A L	-	1	6	8	12	120	147

NUMBER OF REPORTING ESTABLISHMENTS BY SIZE OF PAID-UP CAPITAL AND INDUSTRIAL GROUP - PRIVATE
1998/99(1991 E.F.Y)

TABLE 4.5

INDUSTRIAL GROUP	PAID-UP CAPITAL IN BIRR						TOTAL ESTAB.
	UPTO 50,000	50,001 - 100,000	100,001- 250,000	250,001- 500,000	500,001- 1,000,000	OVER 1,000,000	
MANUFACTURE OF FOOD PRODUCTS AND BEVERAGES.....	18	14	31	19	18	78	178
Production, processing and preserving of meat, fruit and vegetables	1	-	-	-	-	6	7
Manufacture of vegetable and animal oils and fats....	2	1	5	2	2	6	18
Manufacture of dairy products	-	-	-	-	-	-	-
Manufacture of grain mill products	-	-	-	3	7	31	41
Manufacture of prepared animal feeds	-	-	1	-	1	-	2
Manufacture of bakery products	12	11	20	12	5	20	80
Manufacture of sugar and sugar confectionery	1	1	2	-	1	-	5
Manufacture of macaroni and spaghetti.....	-	-	-	-	-	1	1
Manufacture of food products n.e.c.	1	1	2	2	-	3	9
Distilling, rectifying and blending of spirits	1	-	1	-	2	2	6
Manufacture of wines	-	-	-	-	-	-	-
Manufacture of malt liquors and malt	-	-	-	-	-	2	2
Manufacture of soft drinks & production of mineral waters	-	-	-	-	-	7	7
MANUFACTURE OF TOBACCO PRODUCTS	-	-	-	-	-	-	-
Manufacture of tobacco products.....	-	-	-	-	-	-	-
MANUFACTURE OF TEXTILES	1	2	1	-	3	8	15
Spinning, weaving and finishing of textiles	-	1	-	-	2	5	8
Manufacture of cordage, rope, twine and netting	-	-	-	-	-	-	-
Knitting mills	1	1	1	-	1	3	7
MANUFACTURE OF WEARING APPAREL, EXCEPT FUR APPAREL.....	1	1	5	3	3	10	23
Manufacture of wearing apparel except fur apparel....	1	1	5	3	3	10	23
TANNING AND DRESSING OF LEATHER; MANUFACTURE OF FOOTWEAR, LUGGAGE AND HANDBAGS	2	1	1	1	5	32	42
Tanning and dressing of leather, luggage and handbags.	-	-	-	-	-	10	10
Manufacture of footwear.....	2	1	1	1	5	22	32
MANUFACTURE OF WOOD AND OF PRODUCTS OF WOOD AND CORK, EXCEPT FURNITURE	3	1	4	-	1	-	9
Manufacture of wood and of products of wood and cork, except furniture.....	3	1	4	-	1	-	9
MANUFACTURE OF PAPER, PAPER PRODUCTS AND PRINTING	4	3	14	4	8	18	51
Manufacture of paper and paper products.....	-	-	-	-	1	4	5
Publishing and printing services.....	4	3	14	4	7	14	46
MANUFACTURE OF CHEMICALS AND CHEMICAL PRODUCTS.....	-	3	3	5	8	11	30
Manufacture of basic chemicals, except fertilizers and nitrogen compounds.....	-	-	-	-	-	-	-
Manufacture of paints, varnishes and mastics	-	-	-	-	2	4	6

NUMBER OF REPORTING ESTABLISHMENTS BY SIZE OF PAID-UP CAPITAL AND INDUSTRIAL GROUP - PRIVATE
1998/99(1991 E.F.Y)

TABLE 4.5 (Contd..)

INDUSTRIAL GROUP	PAID-UP CAPITAL IN BIRR						TOTAL ESTAB.
	UPTO 50,000	50,001 - 100,000	100,001- 250,000	250,001- 500,000	500,001- 1,000,000	OVER 1,000,000	
Manufacture of pharmaceuticals, medicinal chemicals and botanical products.....	-	-	-	-	-	2	2
Manufacture of soap and detergents cleaning and polishing, perfumes and toilet preparations.....	-	3	3	4	5	5	20
Manufacture of chemical products n.e.c.	-	-	-	1	1	-	2
MANUFACTURE OF RUBBER AND PLASTIC PROCDUCTS.....	-	-	3	5	2	18	28
Manufacture of rubber products.....	-	-	1	1	-	2	4
Manufacture of plastic products.....	-	-	2	4	2	16	24
MANUFACTURE OF OTHER NON-METALLIC MINERAL PRODUCTS	12	18	9	11	7	11	68
Manufacture of glass and glass products.....	-	-	-	-	-	2	2
Manufacture of structural clay products	1	2	-	-	-	-	3
Manufacture of cement, lime and plaster	1	2	1	-	-	-	4
Manufacture of articles of concrete, cement and plaster	10	12	8	10	6	6	52
Manufacture of non-metallic mineral products n.e.c....	-	2	-	1	1	3	7
MANUFACTURE OF BASIC IRON AND STEEL.....	-	-	-	-	-	3	3
Manufacture of basic iron and steel.....	-	-	-	-	-	3	3
MANUFACTURE OF FABRICATED METAL PRODUCTS EXCEPT MACHINERY AND EQUIPMENT	7	2	5	8	3	10	35
Manufacture of structural metal products, tanks, reservoirs and containers of metal	5	1	4	4	2	6	22
Manufacture of cutlery, hand tools and general hardware	2	-	-	1	-	3	6
Manufacture of other fabricated metal products	-	1	1	3	1	1	7
MANUFACTURE OF MACHINERY AND EQUIPMENT N.E.C.	3	2	7	4	1	2	19
Manufacture of pumps, compressors, taps and valves...	-	-	-	-	-	-	-
Manufacture of ovens, furnaces and furnace burners...	2	-	3	1	-	-	6
Manufacture of other general purpose machinery.....	-	-	1	-	-	-	1
Manufacture of machinery for food and beverage processing	1	2	3	2	1	2	11
Manufacture of accumulators, primary cells and and primary batteries	-	-	-	1	-	-	1
MANUFACTURE OF MOTOR VEHICLES, TRAILERS & SEMI-TRAILERS.	-	-	-	1	3	6	10
Manufacture of bodies for motor vehicles.....	-	-	-	1	2	5	8
Manufacture of parts and accessories for motor vehicles and their engines.....	-	-	-	-	1	1	2
MANUFACTURE OF FURNITURE; MANUFACTURING N.E.C.	14	15	23	22	24	15	113
Manufacture of furniture; manufacturing n.e.c.....	14	15	23	22	24	15	113
T O T A L	65	62	106	83	86	222	624

NUMBER OF ESTABLISHMENTS BY INDUSTRIAL GROUP AND FORM OF OWNERSHIP
1998/99(1991 E.F.Y)

TABLE 4.6

INDUSTRIAL GROUP	FORM OF OWNERSHIP							TOTAL ESTAB.
	PUBLIC	INDIVIDUAL OWNERSHIP	PARTNER-SHIP	SHARE COMPANY	PRIVATE LIMITED COMPANY	CO-OPERATIVES	OTHERS	
MANUFACTURE OF FOOD PRODUCTS AND BEVERAGES.....	50	110	10	5	49	2	2	228
Production, processing and preserving of meat, fruit and vegetables	3	1	-	-	6	-	-	10
Manufacture of vegetable and animal oils and fats....	8	16	1	-	-	1	-	26
Manufacture of dairy products	1	-	-	-	-	-	-	1
Manufacture of grain mill products	9	23	2	1	15	-	-	50
Manufacture of prepared animal feeds	2	2	-	-	-	-	-	4
Manufacture of bakery products	5	56	5	-	16	1	2	85
Manufacture of sugar and sugar confectionery	4	5	-	-	-	-	-	9
Manufacture of macaroni and spaghetti.....	3	-	-	-	1	-	-	4
Manufacture of food products n.e.c.	3	4	-	2	3	-	-	12
Distilling, rectifying and blending of spirits	4	2	-	-	4	-	-	10
Manufacture of wines	2	-	-	-	-	-	-	2
Manufacture of malt liquors and malt	4	-	-	-	2	-	-	6
Manufacture of soft drinks & production of mineral waters	2	1	2	2	2	-	-	9
MANUFACTURE OF TOBACCO PRODUCTS	1	-	-	-	-	-	-	1
Manufacture of tobacco products.....	1	-	-	-	-	-	-	1
MANUFACTURE OF TEXTILES	21	6	2	-	6	-	1	36
Spinning, weaving and finishing of textiles	19	1	1	-	5	-	1	27
Manufacture of cordage, rope, twine and netting	2	-	-	-	-	-	-	2
Knitting mills	-	5	1	-	1	-	-	7
MANUFACTURE OF WEARING APPAREL, EXCEPT FUR APPAREL.....	4	10	3	3	6	2	-	28
Manufacture of wearing apparel except fur apparel....	4	10	3	3	6	2	-	28
TANNING AND DRESSING OF LEATHER; MANUFACTURE OF FOOTWEAR, LUGGAGE AND HANDBAGS	7	16	6	-	20	-	-	49
Tanning and dressing of leather, luggage and handbags.	4	2	2	-	6	-	-	14
Manufacture of footwear.....	3	14	4	-	14	-	-	35
MANUFACTURE OF WOOD AND OF PRODUCTS OF WOOD AND CORK, EXCEPT FURNITURE	7	4	2	-	3	-	-	16
Manufacture of wood and of products of wood and cork, except furniture.....	7	4	2	-	3	-	-	16
MANUFACTURE OF PAPER, PAPER PRODUCTS AND PRINTING	9	22	4	4	20	-	1	60
Manufacture of paper and paper products.....	2	3	-	-	2	-	-	7
Publishing and printing services.....	7	19	4	4	18	-	1	53
MANUFACTURE OF CHEMICALS AND CHEMICAL PRODUCTS.....	11	5	7	2	18	-	-	43
Manufacture of basic chemicals, except fertilizers and nitrogen compounds.....	4	-	-	-	-	-	-	4
Manufacture of paints, varnishes and mastics	2	-	1	-	5	-	-	8

NUMBER OF ESTABLISHMENTS BY INDUSTRIAL GROUP AND FORM OF OWNERSHIP
1998/99(1991 E.F.Y)

TABLE 4.6 (Contd..)

INDUSTRIAL GROUP	FORM OF OWNERSHIP							TOTAL ESTAB.
	PUBLIC	INDIVIDUAL OWNERSHIP	PARTNER-SHIP	SHARE COMPANY	PRIVATE LIMITED COMPANY	CO-OPERATIVES	OTHERS	
Manufacture of pharmaceuticals, medicinal chemicals and botanical products.....	1	-	1	1	-	-	-	3
Manufacture of soap and detergents cleaning and polishing, perfumes and toilet preparations.....	2	5	5	1	10	-	-	23
Manufacture of chemical products n.e.c.	2	-	-	-	3	-	-	5
MANUFACTURE OF RUBBER AND PLASTIC PRODCUTS.....	4	8	2	1	17	-	-	32
Manufacture of rubber products.....	1	1	-	1	2	-	-	5
Manufacture of plastic products.....	3	7	2	-	15	-	-	27
MANUFACTURE OF OTHER NON-METALLIC MINERAL PRODUCTS	20	47	7	3	7	1	3	88
Manufacture of glass and glass products.....	1	-	-	-	-	-	2	3
Manufacture of structural clay products	3	2	1	-	-	-	-	6
Manufacture of cement, lime and plaster	5	3	-	-	1	-	-	9
Manufacture of articles of concrete, cement and plaster	7	37	6	2	5	1	1	59
Manufacture of non-metallic mineral products n.e.c....	4	5	-	1	1	-	-	11
MANUFACTURE OF BASIC IRON AND STEEL.....	3	1	-	-	2	-	-	6
Manufacture of basic iron and steel.....	3	1	-	-	2	-	-	6
MANUFACTURE OF FABRICATED METAL PRODUCTS EXCEPT MACHINERY AND EQUIPMENT	5	22	3	1	6	2	1	40
Manufacture of structural metal products, tanks, reservoirs and containers of metal	-	16	1	-	3	1	1	22
Manufacture of cutlery, hand tools and general hardware	2	2	2	-	1	1	-	8
Manufacture of other fabricated metal products	3	4	-	1	2	-	-	10
MANUFACTURE OF MACHINERY AND EQUIPMENT N.E.C.	1	15	-	-	3	1	-	20
Manufacture of pumps, compressors, taps and valves...	-	-	-	-	-	-	-	-
Manufacture of ovens, furnaces and furnace burners...	-	5	-	-	1	-	-	6
Manufacture of other general purpose machinery.....	-	1	-	-	-	-	-	1
Manufacture of machinery for food and beverage processing	-	8	-	-	2	1	-	11
Manufacture of accumulators, primary cells and and primary batteries	1	1	-	-	-	-	-	2
MANUFACTURE OF MOTOR VEHICLES, TRAILERS & SEMI-TRAILERS.	1	3	-	2	5	-	-	11
Manufacture of bodies for motor vehicles.....	1	3	-	2	3	-	-	9
Manufacture of parts and accessories for motor vehicles and their engines.....	-	-	-	-	2	-	-	2
MANUFACTURE OF FURNITURE; MANUFACTURING N.E.C.	7	84	3	1	15	9	2	121
Manufacture of furniture; manufacturing n.e.c.....	7	84	3	1	15	9	2	121
T O T A L	151	353	49	22	177	17	10	779

NUMBER OF OWNERS OF PRIVATE ESTABLISHMENTS BY FORM OF OWNERSHIP, SEX AND INDUSTRIAL GROUP
1998/99(1991 E.F.Y)

TABLE 4.7

INDUSTRIAL GROUP	FORM OF OWNERSHIP AND SEX													
	INDIVIDUAL OWNERSHIP		PARTNER-SHIP		SHARE COMPANY		PRIVATE LIMITED COMPANY		CO-OPERATIVES		OTHERS		TOTAL ESTAB.	
	MALE	FEMALE	MALE	FEMALE	MALE	FEMALE	MALE	FEMALE	MALE	FEMALE	MALE	FEMALE	MALE	FEMALE
MANUFACTURE OF FOOD PRODUCTS AND BEVERAGES.....	82	26	29	22	21	6	77	50	28	6	-	-	237	110
Production, processing and preserving of meat, fruit and vegetables	-	1	-	-	-	-	6	-	-	-	-	-	6	1
Manufacture of vegetable and animal oils and fats....	16	-	1	1	-	-	-	-	15	-	-	-	32	1
Manufacture of dairy products	-	-	-	-	-	-	-	-	-	-	-	-	-	-
Manufacture of grain mill products	17	6	7	5	5	3	26	17	-	-	-	-	55	31
Manufacture of prepared animal feeds	2	-	-	-	-	-	-	-	-	-	-	-	2	-
Manufacture of bakery products	41	14	13	14	-	-	20	15	13	6	-	-	87	49
Manufacture of sugar and sugar confectionery	3	1	-	-	-	-	-	-	-	-	-	-	3	1
Manufacture of macaroni and spaghetti.....	-	-	-	-	-	-	1	1	-	-	-	-	1	1
Manufacture of food products n.e.c.	1	3	-	-	8	1	6	8	-	-	-	-	15	12
Distilling, rectifying and blending of spirits	1	1	-	-	-	-	7	8	-	-	-	-	8	9
Manufacture of wines	-	-	-	-	-	-	-	-	-	-	-	-	-	-
Manufacture of malt liquors and malt	-	-	-	-	-	-	2	1	-	-	-	-	2	1
Manufacture of soft drinks & production of mineral waters	1	-	8	2	8	2	9	-	-	-	-	-	26	4
MANUFACTURE OF TOBACCO PRODUCTS	-	-	-	-	-	-	-	-	-	-	-	-	-	-
Manufacture of tobacco products.....	-	-	-	-	-	-	-	-	-	-	-	-	-	-
MANUFACTURE OF TEXTILES	6	-	4	1	-	-	16	9	-	-	-	-	26	10
Spinning, weaving and finishing of textiles	1	-	2	-	-	-	12	7	-	-	-	-	15	7
Manufacture of cordage, rope, twine and netting	-	-	-	-	-	-	-	-	-	-	-	-	-	-
Knitting mills	5	-	2	1	-	-	4	2	-	-	-	-	11	3
MANUFACTURE OF WEARING APPAREL, EXCEPT FUR APPAREL.....	9	1	11	-	2	3	11	2	1	2	-	-	34	8
Manufacture of wearing apparel except fur apparel....	9	1	11	-	2	3	11	2	1	2	-	-	34	8
TANNING AND DRESSING OF LEATHER; MANUFACTURE OF FOOTWEAR, LUGGAGE AND HANDBAGS	14	7	14	2	-	-	42	23	-	-	-	-	70	32
Tanning and dressing of leather, luggage and handbags.	2	-	7	1	-	-	6	6	-	-	-	-	15	7
Manufacture of footwear.....	12	7	7	1	-	-	36	17	-	-	-	-	55	25
MANUFACTURE OF WOOD AND OF PRODUCTS OF WOOD AND CORK, EXCEPT FURNITURE	4	-	4	-	-	-	9	-	-	-	-	-	17	-
Manufacture of wood and of products of wood and cork, except furniture.....	4	-	4	-	-	-	9	-	-	-	-	-	17	-
MANUFACTURE OF PAPER, PAPER PRODUCTS AND PRINTING	17	5	7	8	23	15	41	37	-	-	-	-	88	65
Manufacture of paper and paper products.....	3	-	-	-	-	-	4	1	-	-	-	-	7	1
Publishing and printing services.....	14	5	7	8	23	15	37	36	-	-	-	-	81	64
MANUFACTURE OF CHEMICALS AND CHEMICAL PRODUCTS.....	5	-	10	10	1	-	37	14	-	-	-	-	53	24
Manufacture of basic chemicals, except fertilizers and nitrogen compounds.....	-	-	-	-	-	-	-	-	-	-	-	-	-	-
Manufacture of paints, varnishes and mastics	-	-	2	1	-	-	14	6	-	-	-	-	16	7

NUMBER OF OWNERS OF PRIVATE ESTABLISHMENTS BY FORM OF OWNERSHIP, SEX AND INDUSTRIAL GROUP
1998/99(1991 E.F.Y)

TABLE 4.7 (Contd..)

INDUSTRIAL GROUP	FORM OF OWNERSHIP AND SEX													
	INDIVIDUAL OWNERSHIP		PARTNER-SHIP		SHARE COMPANY		PRIVATE LIMITED COMPANY		CO-OPERATIVES		OTHERS		TOTAL ESTAB.	
	MALE	FEMALE	MALE	FEMALE	MALE	FEMALE	MALE	FEMALE	MALE	FEMALE	MALE	FEMALE	MALE	FEMALE
Manufacture of pharmaceuticals, medicinal chemicals and botanical products.....	-	-	1	1	-	-	-	-	-	-	-	-	1	1
Manufacture of soap and detergents cleaning and polishing, perfumes and toilet preparations.....	5	-	7	8	1	-	19	3	-	-	-	-	32	11
Manufacture of chemical products n.e.c.	-	-	-	-	-	-	4	5	-	-	-	-	4	5
MANUFACTURE OF RUBBER AND PLASTIC PROCDUCTS.....	7	1	9	2	4	2	33	12	-	-	-	-	53	17
Manufacture of rubber products.....	1	-	-	4	2	4	3	3	-	-	-	-	9	5
Manufacture of plastic products.....	6	1	9	2	-	-	29	9	-	-	-	-	44	12
MANUFACTURE OF OTHER NON-METALLIC MINERAL PRODUCTS	30	15	18	8	6	2	12	7	8	-	-	-	74	32
Manufacture of glass and glass products.....	-	-	-	-	-	-	-	-	-	-	-	-	-	-
Manufacture of structural clay products	1	1	2	-	-	-	-	-	-	-	-	-	3	1
Manufacture of cement, lime and plaster	1	2	-	-	-	-	1	3	-	-	-	-	2	5
Manufacture of articles of concrete, cement and plaster	24	11	16	8	6	2	9	4	8	-	-	-	63	25
Manufacture of non-metallic mineral products n.e.c....	4	1	-	-	-	-	2	-	-	-	-	-	6	1
MANUFACTURE OF BASIC IRON AND STEEL.....	1	-	-	-	-	-	3	1	-	-	-	-	4	1
Manufacture of basic iron and steel.....	1	-	-	-	-	-	3	1	-	-	-	-	4	1
MANUFACTURE OF FABRICATED METAL PRODUCTS EXCEPT MACHINERY AND EQUIPMENT	20	1	5	4	11	4	11	8	40	-	7	1	94	18
Manufacture of structural metal products, tanks, reservoirs and containers of metal	15	-	1	1	-	-	5	6	17	-	7	1	45	8
Manufacture of cutlery, hand tools and general hardware	2	-	4	3	-	-	3	-	23	-	-	-	32	3
Manufacture of other fabricated metal products	3	1	-	-	11	4	3	2	-	-	-	-	17	7
MANUFACTURE OF MACHINERY AND EQUIPMENT N.E.C.	12	3	-	-	-	-	4	7	11	-	-	-	27	10
Manufacture of pumps, compressors, taps and valves...	-	-	-	-	-	-	-	-	-	-	-	-	-	-
Manufacture of ovens, furnaces and furnace burners...	3	2	-	-	-	-	1	4	-	-	-	-	4	6
Manufacture of other general purpose machinery.....	1	-	-	-	-	-	-	-	-	-	-	-	1	-
Manufacture of machinery for food and beverage processing	7	1	-	-	-	-	3	3	11	-	-	-	21	4
Manufacture of accumulators, primary cells and and primary batteries	1	-	-	-	-	-	-	-	-	-	-	-	1	-
MANUFACTURE OF MOTOR VEHICLES, TRAILERS & SEMI-TRAILERS.	2	-	-	-	1	-	10	11	-	-	-	-	13	11
Manufacture of bodies for motor vehicles.....	2	-	-	-	1	-	4	4	-	-	-	-	7	4
Manufacture of parts and accessories for motor vehicles and their engines.....	-	-	-	-	-	-	6	7	-	-	-	-	6	7
MANUFACTURE OF FURNITURE; MANUFACTURING N.E.C.	75	7	38	1	71	28	32	12	138	4	-	-	354	52
Manufacture of furniture; manufacturing n.e.c.....	75	7	38	1	71	28	32	12	138	4	-	-	354	52
T O T A L	284	66	149	58	140	60	338	193	226	12	7	1	1,144	390

NUMBER OF ESTABLISHMENTS WITH AND WITHOUT BOOKS OF ACCOUNTS BY THE CALENDAR YEAR
THEIR BOOKS OF ACCOUNTS ARE KEPT AND INDUSTRIAL GROUP - PUBLIC AND PRIVATE
1998/99(1991 E.F.Y)

TABLE 4.8

INDUSTRIAL GROUP	NO. OF ESTABLISHMENTS WITH BOOKS OF ACCOUNTS					ESTAB. WITH NO BOOKS OF ACCOUNTS	GRAND TOTAL
	ETHIOPIAN BUDGET YEAR	ETHIOPIAN CALENDAR YEAR	GREGORIAN CALENDAR YEAR	OTHERS	TOTAL		
MANUFACTURE OF FOOD PRODUCTS AND BEVERAGES.....	126	-	7	1	134	94	228
Production, processing and preserving of meat, fruit and vegetables	9	-	-	-	9	1	10
Manufacture of vegetable and animal oils and fats....	12	-	-	-	12	14	26
Manufacture of dairy products	1	-	-	-	1	-	1
Manufacture of grain mill products	28	-	3	-	31	19	50
Manufacture of prepared animal feeds	2	-	-	-	2	2	4
Manufacture of bakery products	31	-	1	-	32	53	85
Manufacture of sugar and sugar confectionery	6	-	-	-	6	3	9
Manufacture of macaroni and spaghetti.....	3	-	1	-	4	-	4
Manufacture of food products n.e.c.	11	-	-	-	11	1	12
Distilling, rectifying and blending of spirits	9	-	-	-	9	1	10
Manufacture of wines	2	-	-	-	2	-	2
Manufacture of malt liquors and malt	3	-	2	1	6	-	6
Manufacture of soft drinks & production of mineral waters	9	-	-	-	9	-	9
MANUFACTURE OF TOBACCO PRODUCTS	-	1	-	-	1	-	1
Manufacture of tobacco products.....	-	1	-	-	1	-	1
MANUFACTURE OF TEXTILES	26	-	-	2	28	8	36
Spinning, weaving and finishing of textiles	22	-	-	1	23	4	27
Manufacture of cordage, rope, twine and netting	2	-	-	-	2	-	2
Knitting mills	2	-	-	1	3	4	7
MANUFACTURE OF WEARING APPAREL, EXCEPT FUR APPAREL.....	20	-	-	-	20	8	28
Manufacture of wearing apparel except fur apparel....	20	-	-	-	20	8	28
TANNING AND DRESSING OF LEATHER; MANUFACTURE OF FOOTWEAR, LUGGAGE AND HANDBAGS	38	-	2	-	40	9	49
Tanning and dressing of leather, luggage and handbags.	14	-	-	-	14	-	14
Manufacture of footwear.....	24	-	2	-	26	9	35
MANUFACTURE OF WOOD AND OF PRODUCTS OF WOOD AND CORK, EXCEPT FURNITURE	6	-	-	-	6	10	16
Manufacture of wood and of products of wood and cork, except furniture.....	6	-	-	-	6	10	16
MANUFACTURE OF PAPER, PAPER PRODUCTS AND PRINTING	46	1	2	-	49	11	60
Manufacture of paper and paper products.....	6	-	-	-	6	1	7
Publishing and printing services.....	40	1	2	-	43	10	53
MANUFACTURE OF CHEMICALS AND CHEMICAL PRODUCTS.....	29	2	5	-	36	7	43
Manufacture of basic chemicals, except fertilizers and nitrogen compounds.....	4	-	-	-	4	-	4
Manufacture of paints, varnishes and mastics	8	-	-	-	8	-	8

NUMBER OF ESTABLISHMENTS WITH AND WITHOUT BOOKS OF ACCOUNTS BY THE CALENDAR YEAR
THEIR BOOKS OF ACCOUNTS ARE KEPT AND INDUSTRIAL GROUP - PUBLIC AND PRIVATE
1998/99(1991 E.F.Y)

TABLE 4.8 (Contd..)

INDUSTRIAL GROUP	NO. OF ESTABLISHMENTS WITH BOOKS OF ACCOUNTS					ESTAB. WITH NO BOOKS OF ACCOUNTS	GRAND TOTAL
	ETHIOPIAN BUDGET YEAR	ETHIOPIAN CALENDAR YEAR	GREGORIAN CALENDAR YEAR	OTHERS	TOTAL		
Manufacture of pharmaceuticals, medicinal chemicals and botanical products.....	2	-	1	-	3	-	3
Manufacture of soap and detergents cleaning and polishing, perfumes and toilet preparations.....	12	1	3	-	16	7	23
Manufacture of chemical products n.e.c.	3	1	1	-	5	-	5
MANUFACTURE OF RUBBER AND PLASTIC PRODUCTS.....	26	-	2	1	29	3	32
Manufacture of rubber products.....	4	-	-	-	4	1	5
Manufacture of plastic products.....	22	-	2	1	25	2	27
MANUFACTURE OF OTHER NON-METALLIC MINERAL PRODUCTS	25	-	3	2	30	58	88
Manufacture of glass and glass products.....	1	-	2	-	3	-	3
Manufacture of structural clay products	4	-	-	-	4	2	6
Manufacture of cement, lime and plaster	5	-	-	2	7	2	9
Manufacture of articles of concrete, cement and plaster	11	-	-	-	11	48	59
Manufacture of non-metallic mineral products n.e.c....	4	-	1	-	5	6	11
MANUFACTURE OF BASIC IRON AND STEEL.....	6	-	-	-	6	-	6
Manufacture of basic iron and steel.....	6	-	-	-	6	-	6
MANUFACTURE OF FABRICATED METAL PRODUCTS EXCEPT MACHINERY AND EQUIPMENT	16	-	3	-	19	21	40
Manufacture of structural metal products, tanks, reservoirs and containers of metal	6	-	1	-	7	15	22
Manufacture of cutlery, hand tools and general hardware	4	-	-	-	4	4	8
Manufacture of other fabricated metal products	6	-	2	-	8	2	10
MANUFACTURE OF MACHINERY AND EQUIPMENT N.E.C.	7	-	-	-	7	13	20
Manufacture of pumps, compressors, taps and valves...	-	-	-	-	-	-	-
Manufacture of ovens, furnaces and furnace burners...	2	-	-	-	2	4	6
Manufacture of other general purpose machinery.....	1	-	-	-	1	-	1
Manufacture of machinery for food and beverage processing	2	-	-	-	2	9	11
Manufacture of accumulators, primary cells and and primary batteries	2	-	-	-	2	-	2
MANUFACTURE OF MOTOR VEHICLES, TRAILERS & SEMI-TRAILERS.	8	-	1	-	9	2	11
Manufacture of bodies for motor vehicles.....	7	-	1	-	8	1	9
Manufacture of parts and accessories for motor vehicles and their engines.....	1	-	-	-	1	1	2
MANUFACTURE OF FURNITURE; MANUFACTURING N.E.C.	23	-	3	1	27	94	121
Manufacture of furniture; manufacturing n.e.c.....	23	-	3	1	27	94	121
T O T A L	402	4	28	7	441	338	779

NUMBER OF ESTABLISHMENTS WITH AND WITHOUT BOOKS OF ACCOUNTS BY THE CALENDAR YEAR
THEIR BOOKS OF ACCOUNTS ARE KEPT AND INDUSTRIAL GROUP - PUBLIC
1998/99(1991 E.F.Y)

TABLE 4.9

INDUSTRIAL GROUP	NO. OF ESTABLISHMENTS WITH BOOKS OF ACCOUNTS					ESTAB. WITH NO BOOKS OF ACCOUNTS	GRAND TOTAL
	ETHIOPIAN BUDGET YEAR	ETHIOPIAN CALENDAR YEAR	GREGORIAN CALENDAR YEAR	OTHERS	TOTAL		
MANUFACTURE OF FOOD PRODUCTS AND BEVERAGES.....	46	-	3	1	50	-	50
Production, processing and preserving of meat, fruit and vegetables	3	-	-	-	3	-	3
Manufacture of vegetable and animal oils and fats....	8	-	-	-	8	-	8
Manufacture of dairy products	1	-	-	-	1	-	1
Manufacture of grain mill products	8	-	1	-	9	-	9
Manufacture of prepared animal feeds	2	-	-	-	2	-	2
Manufacture of bakery products	4	-	1	-	5	-	5
Manufacture of sugar and sugar confectionery	4	-	-	-	4	-	4
Manufacture of macaroni and spaghetti.....	2	-	1	-	3	-	3
Manufacture of food products n.e.c.	3	-	-	-	3	-	3
Distilling, rectifying and blending of spirits	4	-	-	-	4	-	4
Manufacture of wines	2	-	-	-	2	-	2
Manufacture of malt liquors and malt	3	-	-	1	4	-	4
Manufacture of soft drinks & production of mineral waters	2	-	-	-	2	-	2
MANUFACTURE OF TOBACCO PRODUCTS	-	1	-	-	1	-	1
Manufacture of tobacco products.....	-	1	-	-	1	-	1
MANUFACTURE OF TEXTILES	17	-	-	-	17	4	21
Spinning, weaving and finishing of textiles	15	-	-	-	15	4	19
Manufacture of cordage, rope, twine and netting	2	-	-	-	2	-	2
Knitting mills	-	-	-	-	-	-	-
MANUFACTURE OF WEARING APPAREL, EXCEPT FUR APPAREL.....	4	-	-	-	4	-	4
Manufacture of wearing apparel except fur apparel....	4	-	-	-	4	-	4
TANNING AND DRESSING OF LEATHER; MANUFACTURE OF FOOTWEAR, LUGGAGE AND HANDBAGS	7	-	-	-	7	-	7
Tanning and dressing of leather, luggage and handbags.	4	-	-	-	4	-	4
Manufacture of footwear.....	3	-	-	-	3	-	3
MANUFACTURE OF WOOD AND OF PRODUCTS OF WOOD AND CORK, EXCEPT FURNITURE	4	-	-	-	4	3	7
Manufacture of wood and of products of wood and cork, except furniture.....	4	-	-	-	4	3	7
MANUFACTURE OF PAPER, PAPER PRODUCTS AND PRINTING	9	-	-	-	9	-	9
Manufacture of paper and paper products.....	2	-	-	-	2	-	2
Publishing and printing services.....	7	-	-	-	7	-	7
MANUFACTURE OF CHEMICALS AND CHEMICAL PRODUCTS.....	10	1	-	-	11	-	11
Manufacture of basic chemicals, except fertilizers and nitrogen compounds.....	4	-	-	-	4	-	4
Manufacture of paints, varnishes and mastics	2	-	-	-	2	-	2

NUMBER OF ESTABLISHMENTS WITH AND WITHOUT BOOKS OF ACCOUNTS BY THE CALENDAR YEAR
THEIR BOOKS OF ACCOUNTS ARE KEPT AND INDUSTRIAL GROUP - PUBLIC
1998/99(1991 E.F.Y)

TABLE 4.9 (Contd..)

INDUSTRIAL GROUP	NO. OF ESTABLISHMENTS WITH BOOKS OF ACCOUNTS					ESTAB. WITH NO BOOKS OF ACCOUNTS	GRAND TOTAL
	ETHIOPIAN BUDGET YEAR	ETHIOPIAN CALENDAR YEAR	GREGORIAN CALENDAR YEAR	OTHERS	TOTAL		
Manufacture of pharmaceuticals, medicinal chemicals and botanical products.....	1	-	-	-	1	-	1
Manufacture of soap and detergents cleaning and polishing, perfumes and toilet preparations.....	2	-	-	-	2	-	2
Manufacture of chemical products n.e.c.	1	1	-	-	2	-	2
MANUFACTURE OF RUBBER AND PLASTIC PROCDUCTS.....	4	-	-	-	4	-	4
Manufacture of rubber products.....	1	-	-	-	1	-	1
Manufacture of plastic products.....	3	-	-	-	3	-	3
MANUFACTURE OF OTHER NON-METALLIC MINERAL PRODUCTS	16	-	-	1	17	3	20
Manufacture of glass and glass products.....	1	-	-	-	1	-	1
Manufacture of structural clay products	3	-	-	-	3	-	3
Manufacture of cement, lime and plaster	4	-	-	1	5	-	5
Manufacture of articles of concrete, cement and plaster	5	-	-	-	5	2	7
Manufacture of non-metallic mineral products n.e.c....	3	-	-	-	3	1	4
MANUFACTURE OF BASIC IRON AND STEEL.....	3	-	-	-	3	-	3
Manufacture of basic iron and steel.....	3	-	-	-	3	-	3
MANUFACTURE OF FABRICATED METAL PRODUCTS EXCEPT MACHINERY AND EQUIPMENT	4	-	1	-	5	-	5
Manufacture of structural metal products, tanks, reservoirs and containers of metal	-	-	-	-	-	-	-
Manufacture of cutlery, hand tools and general hardware	2	-	-	-	2	-	2
Manufacture of other fabricated metal products	2	-	1	-	3	-	3
MANUFACTURE OF MACHINERY AND EQUIPMENT N.E.C.	1	-	-	-	1	-	1
Manufacture of pumps, compressors, taps and valves...	-	-	-	-	-	-	-
Manufacture of ovens, furnaces and furnace burners...	-	-	-	-	-	-	-
Manufacture of other general purpose machinery.....	-	-	-	-	-	-	-
Manufacture of machinery for food and beverage processing	-	-	-	-	-	-	-
Manufacture of accumulators, primary cells and and primary batteries	1	-	-	-	1	-	1
MANUFACTURE OF MOTOR VEHICLES, TRAILERS & SEMI-TRAILERS.	1	-	-	-	1	-	1
Manufacture of bodies for motor vehicles.....	1	-	-	-	1	-	1
Manufacture of parts and accessories for motor vehicles and their engines.....	-	-	-	-	-	-	-
MANUFACTURE OF FURNITURE; MANUFACTURING N.E.C.	4	-	-	-	4	3	7
Manufacture of furniture; manufacturing n.e.c.....	4	-	-	-	4	3	7
T O T A L	130	2	4	2	138	13	151

NUMBER OF ESTABLISHMENTS WITH AND WITHOUT BOOKS OF ACCOUNTS BY THE CALENDAR YEAR
THEIR BOOKS OF ACCOUNTS ARE KEPT AND INDUSTRIAL GROUP - PRIVATE
1998/99(1991 E.F.Y)

TABLE 4.10

INDUSTRIAL GROUP	NO. OF ESTABLISHMENTS WITH BOOKS OF ACCOUNTS					ESTAB. WITH NO BOOKS OF ACCOUNT	GRAND TOTAL
	ETHIOPIAN BUDGET YEAR	ETHIOPIAN CALENDAR YEAR	GREGORIAN CALENDAR YEAR	OTHERS	TOTAL		
MANUFACTURE OF FOOD PRODUCTS AND BEVERAGES.....	80	-	4	-	84	94	178
Production, processing and preserving of meat, fruit and vegetables	6	-	-	-	6	1	7
Manufacture of vegetable and animal oils and fats....	4	-	-	-	4	14	18
Manufacture of dairy products	-	-	-	-	-	-	-
Manufacture of grain mill products	20	-	2	-	22	19	41
Manufacture of prepared animal feeds	-	-	-	-	-	2	2
Manufacture of bakery products	27	-	-	-	27	53	80
Manufacture of sugar and sugar confectionery	2	-	-	-	2	3	5
Manufacture of macaroni and spaghetti.....	1	-	-	-	1	-	1
Manufacture of food products n.e.c.	8	-	-	-	8	1	9
Distilling, rectifying and blending of spirits	5	-	-	-	5	1	6
Manufacture of wines	-	-	-	-	-	-	-
Manufacture of malt liquors and malt	-	-	2	-	2	-	2
Manufacture of soft drinks & production of mineral waters	7	-	-	-	7	-	7
MANUFACTURE OF TOBACCO PRODUCTS	-	-	-	-	-	-	-
Manufacture of tobacco products.....	-	-	-	-	-	-	-
MANUFACTURE OF TEXTILES	9	-	-	2	11	4	15
Spinning, weaving and finishing of textiles	7	-	-	1	8	-	8
Manufacture of cordage, rope, twine and netting	-	-	-	-	-	-	-
Knitting mills	2	-	-	1	3	4	7
MANUFACTURE OF WEARING APPAREL, EXCEPT FUR APPAREL.....	16	-	-	-	16	8	24
Manufacture of wearing apparel except fur apparel....	16	-	-	-	16	8	24
TANNING AND DRESSING OF LEATHER; MANUFACTURE OF FOOTWEAR, LUGGAGE AND HANDBAGS	31	-	2	-	33	9	42
Tanning and dressing of leather, luggage and handbags.	10	-	-	-	10	-	10
Manufacture of footwear.....	21	-	2	-	23	9	32
MANUFACTURE OF WOOD AND OF PRODUCTS OF WOOD AND CORK, EXCEPT FURNITURE	2	-	-	-	2	7	9
Manufacture of wood and of products of wood and cork, except furniture.....	2	-	-	-	2	7	9
MANUFACTURE OF PAPER, PAPER PRODUCTS AND PRINTING	37	1	2	-	40	11	51
Manufacture of paper and paper products.....	4	-	-	-	4	1	5
Publishing and printing services.....	33	1	2	-	36	10	46
MANUFACTURE OF CHEMICALS AND CHEMICAL PRODUCTS.....	19	1	5	-	25	7	32
Manufacture of basic chemicals, except fertilizers and nitrogen compounds.....	-	-	-	-	-	-	-
Manufacture of paints, varnishes and mastics	6	-	-	-	6	-	6

NUMBER OF ESTABLISHMENTS WITH AND WITHOUT BOOKS OF ACCOUNTS BY THE CALENDAR YEAR
THEIR BOOKS OF ACCOUNTS ARE KEPT AND INDUSTRIAL GROUP - PRIVATE
1998/99(1991 E.F.Y)

TABLE 4.10 (Contd..)

INDUSTRIAL GROUP	NO. OF ESTABLISHMENTS WITH BOOKS OF ACCOUNTS					ESTAB. WITH NO BOOKS OF ACCOUNT	GRAND TOTAL
	ETHIOPIAN BUDGET YEAR	ETHIOPIAN CALENDAR YEAR	GREGORIAN CALENDAR YEAR	OTHERS	TOTAL		
Manufacture of pharmaceuticals, medicinal chemicals and botanical products.....	1	-	1	-	2	-	2
Manufacture of soap and detergents cleaning and polishing, perfumes and toilet preparations.....	10	1	3	-	14	7	21
Manufacture of chemical products n.e.c.	2	-	1	-	3	-	3
MANUFACTURE OF RUBBER AND PLASTIC PRODUCTS.....	22	-	2	1	25	3	28
Manufacture of rubber products.....	3	-	-	-	3	1	4
Manufacture of plastic products.....	19	-	2	1	22	2	24
MANUFACTURE OF OTHER NON-METALLIC MINERAL PRODUCTS	9	-	3	1	13	55	68
Manufacture of glass and glass products.....	-	-	2	-	2	-	2
Manufacture of structural clay products	1	-	-	-	1	2	3
Manufacture of cement, lime and plaster	1	-	-	1	2	2	4
Manufacture of articles of concrete, cement and plaster	6	-	-	-	6	46	52
Manufacture of non-metallic mineral products n.e.c....	1	-	1	-	2	5	7
MANUFACTURE OF BASIC IRON AND STEEL.....	3	-	-	-	3	-	3
Manufacture of basic iron and steel.....	3	-	-	-	3	-	3
MANUFACTURE OF FABRICATED METAL PRODUCTS EXCEPT MACHINERY AND EQUIPMENT	12	-	2	-	14	21	35
Manufacture of structural metal products, tanks, reservoirs and containers of metal	6	-	1	-	7	15	22
Manufacture of cutlery, hand tools and general hardware	2	-	-	-	2	4	6
Manufacture of other fabricated metal products	4	-	1	-	5	2	7
MANUFACTURE OF MACHINERY AND EQUIPMENT N.E.C.	6	-	-	-	6	13	19
Manufacture of pumps, compressors, taps and valves...	-	-	-	-	-	-	-
Manufacture of ovens, furnaces and furnace burners...	2	-	-	-	2	4	6
Manufacture of other general purpose machinery.....	1	-	-	-	1	-	1
Manufacture of machinery for food and beverage processing	2	-	-	-	2	9	11
Manufacture of accumulators, primary cells and and primary batteries	1	-	-	-	1	-	1
MANUFACTURE OF MOTOR VEHICLES, TRAILERS & SEMI-TRAILERS.	7	-	1	-	8	2	10
Manufacture of bodies for motor vehicles.....	6	-	1	-	7	1	8
Manufacture of parts and accessories for motor vehicles and their engines.....	1	-	-	-	1	1	2
MANUFACTURE OF FURNITURE; MANUFACTURING N.E.C.	19	-	3	1	23	91	114
Manufacture of furniture; manufacturing n.e.c.....	19	-	3	1	23	91	114
T O T A L	272	2	24	5	303	325	628

NUMBER OF PERSONS ENGAGED BY SEX, NATIONALITY, TOTAL WAGES AND SALARIES
AND INDUSTRIAL GROUP - PUBLIC AND PRIVATE
1998/99(1991 E.F.Y)

TABLE 4.11

INDUSTRIAL GROUP	NO.OF ESTAB.	NO. OF PERSONS ENGAGED				NO. OF EMPLOY.	1 WAGES AND SALARIES(IN'000 BIRR)			
		ETHIOPIANS		FOREIG- NERS	TOTAL		ETHIOPIANS		FOREIG- NERS	TOTAL
		MALE	FEMALE				MALE	FEMALE		
MANUFACTURE OF FOOD PRODUCTS AND BEVERAGES.....	228	21,576	5,501	8	27,085	26,893	129,581	29,745	224	180,392
Production, processing and preserving of meat, fruit and vegetables	10	2,236	756	1	2,993	2,991	8,864	2,145	8	12,575
Manufacture of vegetable and animal oils and fats...	26	1,477	220	1	1,698	1,674	6,795	986	3	8,138
Manufacture of dairy products	1	176	69	-	245	245	637	162	-	865
Manufacture of grain mill products	50	2,814	513	-	3,327	3,296	14,007	2,902	-	18,748
Manufacture of prepared animal feeds	4	155	36	-	191	190	523	107	-	705
Manufacture of bakery products	85	2,363	1,108	-	3,471	3,365	8,361	4,236	-	13,506
Manufacture of sugar and sugar confectionery	9	5,606	509	-	6,115	6,107	42,485	5,108	-	55,694
Manufacture of macaroni and spaghetti.....	4	287	171	-	458	458	1,614	758	-	2,687
Manufacture of food products n.e.c.	12	734	95	-	829	821	2,936	503	-	3,551
Distilling, rectifying and blending of spirits	10	452	301	-	753	744	3,448	1,628	-	5,854
Manufacture of wines	2	394	193	-	587	587	2,328	861	-	3,396
Manufacture of malt liquors and malt	6	2,202	625	6	2,833	2,830	21,215	4,617	213	30,064
Manufacture of soft drinks & production of mineral waters	9	2,680	905	-	3,585	3,585	16,368	5,730	-	24,611
MANUFACTURE OF TOBACCO PRODUCTS	1	532	341	-	873	873	6,393	3,153	-	9,793
Manufacture of tobacco products.....	1	532	341	-	873	873	6,393	3,153	-	9,793
MANUFACTURE OF TEXTILES	36	15,097	10,570	2	25,669	25,659	62,603	32,137	30	100,266
Spinning, weaving and finishing of textiles	27	13,359	9,411	-	22,770	22,767	55,553	28,122	-	88,543
Manufacture of cordage, rope, twine and netting	2	1,611	1,058	-	2,669	2,669	6,778	3,782	-	11,181
Knitting mills	7	127	101	2	230	223	272	233	30	542
MANUFACTURE OF WEARING APPAREL, EXCEPT FUR APPAREL....	28	1,329	2,537	-	3,866	3,845	5,909	7,820	-	14,586
Manufacture of wearing apparel except fur apparel...	28	1,329	2,537	-	3,866	3,845	5,909	7,820	-	14,586
TANNING AND DRESSING OF LEATHER; MANUFACTURE OF FOOTWEAR, LUGGAGE AND HANDBAGS	49	5,054	2,178	2	7,234	7,183	34,514	14,022	86	53,085
Tanning and dressing of leather,luggage and handbags	14	2,897	721	2	3,620	3,607	21,589	6,644	86	31,647
Manufacture of footwear.....	35	2,157	1,457	-	3,614	3,576	12,925	7,379	-	21,438
MANUFACTURE OF WOOD AND OF PRODUCTS OF WOOD AND CORK, EXCEPT FURNITURE	16	1,000	211	-	1,211	1,200	5,704	943	-	7,489
Manufacture of wood and of products of wood and cork, except furniture.....	16	1,000	211	-	1,211	1,200	5,704	943	-	7,489
MANUFACTURE OF PAPER, PAPER PRODUCTS AND PRINTING.....	60	3,428	2,104	4	5,536	5,497	25,520	11,721	108	40,247
Manufacture of paper and paper products.....	7	905	470	-	1,375	1,371	6,904	2,306	-	9,863
Publishing and printing services.....	53	2,523	1,634	4	4,161	4,126	18,616	9,415	108	30,384
MANUFACTURE OF CHEMICALS AND CHEMICAL PRODUCTS.....	43	2,877	1,088	1	3,966	3,938	17,291	5,396	-	25,423
Manufacture of basic chemicals, except fertilizers and nitrogen compounds.....	4	995	106	-	1,101	1,101	5,484	545	-	6,770
Manufacture of paints, varnishes and mastics	8	418	106	-	524	520	2,667	737	-	3,982

1. Details may not add to row total, because the total include other benefits paid to persons not classified by sex and nationality.

NUMBER OF PERSONS ENGAGED BY SEX, NATIONALITY, TOTAL WAGES AND SALARIES
AND INDUSTRIAL GROUP - PUBLIC AND PRIVATE
1998/99(1991 E.F.Y)

TABLE 4.11 (Contd..)

INDUSTRIAL GROUP	NO.OF ESTAB.	NO. OF PERSONS ENGAGED				NO. OF EMPLOY.	1 WAGES AND SALARIES(IN'000 BIRR)			
		ETHIOPIANS		FOREIG- NERS	TOTAL		ETHIOPIANS		FOREIG- NERS	TOTAL
		MALE	FEMALE				MALE	FEMALE		
Manufacture of pharmaceuticals, medicinal chemicals and botanical products.....	3	504	421	-	925	923	4,167	2,283	-	7,127
Manufacture of soap and detergents cleaning and polishing, perfumes and toilet preparations.....	23	859	372	1	1,232	1,213	4,468	1,491	-	6,592
Manufacture of chemical products n.e.c.	5	101	83	-	184	181	505	340	-	953
MANUFACTURE OF RUBBER AND PLASTIC PROCDUCTS.....	32	2,195	848	5	3,048	3,027	15,248	4,291	108	22,242
Manufacture of rubber products.....	5	853	119	-	972	970	7,398	1,497	-	10,321
Manufacture of plastic products.....	27	1,342	729	5	2,076	2,057	7,850	2,794	108	11,921
MANUFACTURE OF OTHER NON-METALLIC MINERAL PRODUCTS ...	88	5,975	954	6	6,935	6,864	31,038	5,210	18	41,599
Manufacture of glass and glass products.....	3	399	148	-	547	547	2,082	879	-	3,109
Manufacture of structural clay products	6	365	88	-	453	446	1,786	388	-	2,218
Manufacture of cement, lime and plaster	9	1,669	178	-	1,847	1,845	13,635	1,403	-	18,088
Manufacture of articles of concrete, cement and plaster	59	2,179	271	3	2,453	2,394	7,811	1,250	-	9,884
Manufacture of non-metallic mineral products n.e.c..	11	1,363	269	3	1,635	1,632	5,723	1,290	18	8,300
MANUFACTURE OF BASIC IRON AND STEEL.....	6	997	120	-	1,117	1,117	7,599	803	-	10,586
Manufacture of basic iron and steel.....	6	997	120	-	1,117	1,117	7,599	803	-	10,586
MANUFACTURE OF FABRICATED METAL PRODUCTS EXCEPT MACHINERY AND EQUIPMENT	40	1,722	315	20	2,057	1,993	9,102	1,721	225	12,133
Manufacture of structural metal products, tanks, reservoirs and containers of metal	22	533	50	5	588	540	1,657	155	132	2,341
Manufacture of cutlery, hand tools and general hardware	8	391	107	-	498	485	1,715	582	-	2,589
Manufacture of other fabricated metal products	10	798	158	15	971	968	5,730	983	93	7,203
MANUFACTURE OF MACHINERY AND EQUIPMENT N.E.C.	20	399	45	2	446	407	1,437	118	45	1,720
Manufacture of pumps, compressors, taps and valves..	-	-	-	-	-	-	-	-	-	-
Manufacture of ovens, furnaces and furnace burners..	6	67	10	-	77	71	162	20	-	187
Manufacture of other general purpose machinery.....	1	13	-	-	13	11	40	-	-	40
Manufacture of machinery for food and beverage processing	11	236	20	2	258	227	837	55	45	964
Manufacture of accumulators, primary cells and and primary battries	2	83	15	-	98	98	398	42	-	529
MANUFACTURE OF MOTOR VEHICLES,TRAILERS & SEMI-TRAILERS	11	1,063	100	4	1,167	1,160	7,773	709	358	10,812
Manufacture of bodies for motor vehicles.....	9	1,020	92	3	1,115	1,110	7,527	688	358	10,542
Manufacture of parts and accessories for motor vehicles and their engines.....	2	43	8	1	52	50	245	21	-	270
MANUFACTURE OF FURNITURE; MANUFACTURING N.E.C.	121	3,621	575	8	4,204	4,024	17,065	2,903	78	21,603
Manufacture of furniture; manufacturing n.e.c.....	121	3,621	575	8	4,204	4,024	17,065	2,903	78	21,603
T O T A L	779	66,865	27,487	62	94,414	93,680	376,776	120,690	1,281	551,975

1. Details may not add to row total, because the total include other benifits paid to persons not classified by sex and nationality.

NUMBER OF PERSONS ENGAGED BY SEX, NATIONALITY, TOTAL WAGES AND SALARIES
AND INDUSTRIAL GROUP - PUBLIC
1998/99(1991 E.F.Y)

TABLE 4.12

INDUSTRIAL GROUP	NO.OF ESTAB.	NO. OF PERSONS ENGAGED				NO. OF EMPLOY.	1 WAGES AND SALARIES(IN'000 BIRR)			
		ETHIOPIANS		FOREIG- NERS	TOTAL		ETHIOPIANS		FOREIG- NERS	TOTAL
		MALE	FEMALE				MALE	FEMALE		
MANUFACTURE OF FOOD PRODUCTS AND BEVERAGES.....	50	14,004	2,860	1	16,865	16,865	93,448	19,717	3	128,897
Production, processing and preserving of meat, fruit and vegetables	3	979	171	-	1,150	1,150	4,243	665	-	5,418
Manufacture of vegetable and animal oils and fats...	8	1,057	174	1	1,232	1,232	5,553	867	3	6,742
Manufacture of dairy products	1	176	69	-	245	245	637	162	-	865
Manufacture of grain mill products	9	1,300	246	-	1,546	1,546	7,310	1,818	-	10,286
Manufacture of prepared animal feeds	2	138	33	-	171	171	494	99	-	666
Manufacture of bakery products	5	995	333	-	1,328	1,328	5,031	2,835	-	8,545
Manufacture of sugar and sugar confectionery	4	5,572	473	-	6,045	6,045	42,440	5,057	-	55,597
Manufacture of macaroni and spaghetti.....	3	262	149	-	411	411	1,450	705	-	2,470
Manufacture of food products n.e.c.	3	454	46	-	500	500	2,057	354	-	2,493
Distilling, rectifying and blending of spirits	4	352	248	-	600	600	3,040	1,464	-	5,251
Manufacture of wines	2	394	193	-	587	587	2,328	861	-	3,396
Manufacture of malt liquors and malt	4	1,635	481	-	2,116	2,116	15,223	3,347	-	21,300
Manufacture of soft drinks & production of mineral waters	2	690	244	-	934	934	3,641	1,483	-	5,866
MANUFACTURE OF TOBACCO PRODUCTS	1	532	341	-	873	873	6,393	3,153	-	9,793
Manufacture of tobacco products.....	1	532	341	-	873	873	6,393	3,153	-	9,793
MANUFACTURE OF TEXTILES	21	14,056	10,170	-	24,226	24,226	57,824	30,907	-	93,908
Spinning, weaving and finishing of textiles	19	12,445	9,112	-	21,557	21,557	51,046	27,125	-	82,727
Manufacture of cordage, rope, twine and netting	2	1,611	1,058	-	2,669	2,669	6,778	3,782	-	11,181
Knitting mills	-	-	-	-	-	-	-	-	-	-
MANUFACTURE OF WEARING APPAREL, EXCEPT FUR APPAREL....	4	526	1,421	-	1,947	1,947	2,458	4,012	-	6,904
Manufacture of wearing apparel except fur apparel....	4	526	1,421	-	1,947	1,947	2,458	4,012	-	6,904
TANNING AND DRESSING OF LEATHER; MANUFACTURE OF FOOTWEAR, LUGGAGE AND HANDBAGS	7	2,848	1,324	-	4,172	4,172	20,302	9,576	-	32,701
Tanning and dressing of leather,luggage and handbags	4	1,458	302	-	1,760	1,760	10,738	3,797	-	16,305
Manufacture of footwear.....	3	1,390	1,022	-	2,412	2,412	9,564	5,779	-	16,396
MANUFACTURE OF WOOD AND OF PRODUCTS OF WOOD AND CORK, EXCEPT FURNITURE	7	853	203	-	1,056	1,056	5,189	926	-	6,955
Manufacture of wood and of products of wood and cork, except furniture.....	7	853	203	-	1,056	1,056	5,189	926	-	6,955
MANUFACTURE OF PAPER, PAPER PRODUCTS AND PRINTING.....	9	2,412	1,454	-	3,866	3,866	19,964	9,141	-	31,214
Manufacture of paper and paper products.....	2	813	331	-	1,144	1,144	6,226	1,811	-	8,471
Publishing and printing services.....	7	1,599	1,123	-	2,722	2,722	13,738	7,330	-	22,742
MANUFACTURE OF CHEMICALS AND CHEMICAL PRODUCTS.....	11	1,875	548	-	2,423	2,423	11,750	3,022	-	16,809
Manufacture of basic chemicals, except fertilizers and nitrogen compounds.....	4	995	106	-	1,101	1,101	5,484	545	-	6,770
Manufacture of paints, varnishes and mastics	2	200	49	-	249	249	1,356	394	-	2,090

1. Details may not add to row total, because the total include other benefits paid to persons not classified by sex and nationality.

NUMBER OF PERSONS ENGAGED BY SEX, NATIONALITY, TOTAL WAGES AND SALARIES
AND INDUSTRIAL GROUP - PUBLIC
1998/99(1991 E.F.Y)

TABLE 4.12 (Contd..)

INDUSTRIAL GROUP	NO.OF ESTAB.	NO. OF PERSONS ENGAGED				NO. OF EMPLOY.	1 WAGES AND SALARIES(IN'000 BIRR)			
		ETHIOPIANS		FOREIG- NERS	TOTAL		ETHIOPIANS		FOREIG- NERS	TOTAL
		MALE	FEMALE				MALE	FEMALE		
Manufacture of pharmaceuticals, medicinal chemicals and botanical products.....	1	288	248	-	536	536	2,558	1,505	-	4,633
Manufacture of soap and detergents cleaning and polishing, perfumes and toilet preparations.....	2	317	87	-	404	404	1,955	349	-	2,478
Manufacture of chemical products n.e.c.	2	75	58	-	133	133	397	230	-	678
MANUFACTURE OF RUBBER AND PLASTIC PROCDUCTS.....	4	1,136	285	-	1,421	1,421	9,906	2,440	-	14,349
Manufacture of rubber products.....	1	719	83	-	802	802	6,631	1,289	-	9,201
Manufacture of plastic products.....	3	417	202	-	619	619	3,275	1,151	-	5,148
MANUFACTURE OF OTHER NON-METALLIC MINERAL PRODUCTS ...	20	4,398	695	2	5,095	5,095	25,979	4,565	18	34,808
Manufacture of glass and glass products.....	1	293	79	-	372	372	1,762	700	-	2,533
Manufacture of structural clay products	3	303	76	-	379	379	1,568	370	-	1,982
Manufacture of cement, lime and plaster	5	1,628	172	-	1,800	1,800	13,549	1,385	-	17,959
Manufacture of articles of concrete, cement and plaster	7	1,156	114	-	1,270	1,270	5,172	885	-	6,856
Manufacture of non-metallic mineral products n.e.c..	4	1,018	254	2	1,274	1,274	3,929	1,224	18	5,479
MANUFACTURE OF BASIC IRON AND STEEL.....	3	903	92	-	995	995	7,121	712	-	10,014
Manufacture of basic iron and steel.....	3	903	92	-	995	995	7,121	712	-	10,014
MANUFACTURE OF FABRICATED METAL PRODUCTS EXCEPT MACHINERY AND EQUIPMENT	5	940	223	-	1,163	1,163	6,150	1,448	-	8,208
Manufacture of structural metal products, tanks, reservoirs and containers of metal	-	-	-	-	-	-	-	-	-	-
Manufacture of cutlery, hand tools and general hardware	2	305	87	-	392	392	1,456	547	-	2,284
Manufacture of other fabricated metal products	3	635	136	-	771	771	4,694	901	-	5,924
MANUFACTURE OF MACHINERY AND EQUIPMENT N.E.C.	1	73	14	-	87	87	369	40	-	497
Manufacture of pumps, compressors, taps and valves..	-	-	-	-	-	-	-	-	-	-
Manufacture of ovens, furnaces and furnace burners..	-	-	-	-	-	-	-	-	-	-
Manufacture of other general purpose machinery.....	-	-	-	-	-	-	-	-	-	-
Manufacture of machinery for food and beverage processing	-	-	-	-	-	-	-	-	-	-
Manufacture of accumulators, primary cells and and primary batteries	1	73	14	-	87	87	369	40	-	497
MANUFACTURE OF MOTOR VEHICLES,TRAILERS & SEMI-TRAILERS	1	105	16	-	121	121	677	98	-	851
Manufacture of bodies for motor vehicles.....	1	105	16	-	121	121	677	98	-	851
Manufacture of parts and accessories for motor vehicles and their engines.....	-	-	-	-	-	-	-	-	-	-
MANUFACTURE OF FURNITURE; MANUFACTURING N.E.C.	7	303	154	-	457	457	1,918	817	-	2,985
Manufacture of furniture; manufacturing n.e.c.....	7	303	154	-	457	457	1,918	817	-	2,985
T O T A L	151	44,964	19,800	3	64,767	64,767	269,448	90,574	21	398,892

1. Details may not add to row total, because the total include other benefits paid to persons not classified by sex and nationality.

NUMBER OF PERSONS ENGAGED BY SEX, NATIONALITY, TOTAL WAGES AND SALARIES
AND INDUSTRIAL GROUP - PRIVATE
1998/99(1991 E.F.Y)

TABLE 4.13

TABLE 4.13

INDUSTRIAL GROUP	NO.OF ESTAB.	NO. OF PERSONS ENGAGED				NO. OF EMPLOY.	1 WAGES AND SALARIES(IN'000 BIRR)				
		ETHIOPIANS		FOREIG- NERS	TOTAL		ETHIOPIANS		FOREIG- NERS	TOTAL	
		MALE	FEMALE				MALE	FEMALE			
MANUFACTURE OF FOOD PRODUCTS AND BEVERAGES.....	178	7,572	2,641	7	10,220	10,028	36,134	10,027	221	51,495	
Production, processing and preserving of meat, fruit and vegetables	7	1,257	585	1	1,843	1,841	4,621	1,481	8	7,157	
Manufacture of vegetable and animal oils and fats...	18	420	46	-	466	442	1,242	119	-	1,396	
Manufacture of dairy products	-	-	-	-	-	-	-	-	-	-	
Manufacture of grain mill products	41	1,514	267	-	1,781	1,750	6,697	1,084	-	8,462	
Manufacture of prepared animal feeds	2	17	3	-	20	19	29	7	-	39	
Manufacture of bakery products	80	1,368	775	-	2,143	2,037	3,330	1,401	-	4,960	
Manufacture of sugar and sugar confectionery	5	34	36	-	70	62	45	51	-	97	
Manufacture of macaroni and spaghetti.....	1	25	22	-	47	47	164	53	-	217	
Manufacture of food products n.e.c.	9	280	49	-	329	321	878	148	-	1,057	
Distilling, rectifying and blending of spirits	6	100	53	-	153	144	408	165	-	603	
Manufacture of wines	-	-	-	-	-	-	-	-	-	-	
Manufacture of malt liquors and malt	2	567	144	6	717	714	5,992	1,271	213	8,763	
Manufacture of soft drinks & production of mineral waters	7	1,990	661	-	2,651	2,651	12,726	4,247	-	18,745	
MANUFACTURE OF TOBACCO PRODUCTS	-	-	-	-	-	-	-	-	-	-	
Manufacture of tobacco products.....	-	-	-	-	-	-	-	-	-	-	
MANUFACTURE OF TEXTILES	15	1,041	400	2	1,443	1,433	4,779	1,230	30	6,358	
Spinning, weaving and finishing of textiles	8	914	299	-	1,213	1,210	4,507	997	-	5,816	
Manufacture of cordage, rope, twine and netting	-	-	-	-	-	-	-	-	-	-	
Knitting mills	7	127	101	2	230	223	272	233	30	542	
MANUFACTURE OF WEARING APPAREL, EXCEPT FUR APPAREL....	24	803	1,116	-	1,919	1,898	3,451	3,807	-	7,682	
Manufacture of wearing apparel except fur apparel...	24	803	1,116	-	1,919	1,898	3,451	3,807	-	7,682	
TANNING AND DRESSING OF LEATHER; MANUFACTURE OF FOOTWEAR, LUGGAGE AND HANDBAGS	42	2,206	854	2	3,062	3,011	14,212	4,447	86	20,384	
Tanning and dressing of leather, luggage and handbags	10	1,439	419	2	1,860	1,847	10,852	2,847	86	15,342	
Manufacture of footwear.....	32	767	435	-	1,202	1,164	3,361	1,600	-	5,043	
MANUFACTURE OF WOOD AND OF PRODUCTS OF WOOD AND CORK, EXCEPT FURNITURE	9	147	8	-	155	144	516	17	-	534	
Manufacture of wood and of products of wood and cork, except furniture.....	9	147	8	-	155	144	516	17	-	534	
MANUFACTURE OF PAPER, PAPER PRODUCTS AND PRINTING.....	51	1,016	650	4	1,670	1,631	5,556	2,580	108	9,033	
Manufacture of paper and paper products.....	5	92	139	-	231	227	678	495	-	1,392	
Publishing and printing services.....	46	924	511	4	1,439	1,404	4,878	2,085	108	7,641	
MANUFACTURE OF CHEMICALS AND CHEMICAL PRODUCTS.....	32	1,002	540	1	1,543	1,515	5,541	2,373	-	8,615	
Manufacture of basic chemicals, except fertilizers and nitrogen compounds.....	-	-	-	-	-	-	-	-	-	-	
Manufacture of paints, varnishes and mastics	6	218	57	-	275	271	1,311	343	-	1,892	

1. Details may not add to row total, because the total include other benefits paid to persons not classified by sex and nationality.

NUMBER OF PERSONS ENGAGED BY SEX, NATIONALITY, TOTAL WAGES AND SALARIES
AND INDUSTRIAL GROUP - PRIVATE
1998/99(1991 E.F.Y)

TABLE 4.13 (Contd..)

INDUSTRIAL GROUP	NO.OF ESTAB.	NO. OF PERSONS ENGAGED				NO. OF EMPLOY.	1 WAGES AND SALARIES(IN'000 BIRR)			
		ETHIOPIANS		FOREIG- NERS	TOTAL		ETHIOPIANS		FOREIG- NERS	TOTAL
		MALE	FEMALE				MALE	FEMALE		
Manufacture of pharmaceuticals, medicinal chemicals and botanical products.....	2	216	173	-	389	387	1,609	778	-	2,494
Manufacture of soap and detergents cleaning and polishing, perfumes and toilet preparations.....	21	542	285	1	828	809	2,513	1,142	-	3,953
Manufacture of chemical products n.e.c.	3	26	25	-	51	48	108	111	-	275
MANUFACTURE OF RUBBER AND PLASTIC PROCDUCTS.....	28	1,059	563	5	1,627	1,606	5,342	1,852	108	7,893
Manufacture of rubber products.....	4	134	36	-	170	168	767	208	-	1,120
Manufacture of plastic products.....	24	925	527	5	1,457	1,438	4,575	1,643	108	6,773
MANUFACTURE OF OTHER NON-METALLIC MINERAL PRODUCTS ...	68	1,577	259	4	1,840	1,769	5,059	645	-	6,791
Manufacture of glass and glass products.....	2	106	69	-	175	175	320	178	-	577
Manufacture of structural clay products	3	62	12	-	74	67	218	18	-	237
Manufacture of cement, lime and plaster	4	41	6	-	47	45	86	18	-	129
Manufacture of articles of concrete, cement and plaster	52	1,023	157	3	1,183	1,124	2,640	366	-	3,028
Manufacture of non-metallic mineral products n.e.c..	7	345	15	1	361	358	1,795	66	-	2,821
MANUFACTURE OF BASIC IRON AND STEEL.....	3	94	28	-	122	122	478	91	-	572
Manufacture of basic iron and steel.....	3	94	28	-	122	122	478	91	-	572
MANUFACTURE OF FABRICATED METAL PRODUCTS EXCEPT MACHINERY AND EQUIPMENT	35	782	92	20	894	830	2,952	273	225	3,925
Manufacture of structural metal products, tanks, reservoirs and containers of metal	22	533	50	5	588	540	1,657	155	132	2,341
Manufacture of cutlery, hand tools and general hardware	6	86	20	-	106	93	258	35	-	305
Manufacture of other fabricated metal products	7	163	22	15	200	197	1,036	83	93	1,279
MANUFACTURE OF MACHINERY AND EQUIPMENT N.E.C.	19	326	31	2	359	320	1,068	78	45	1,223
Manufacture of pumps, compressors, taps and valves..	-	-	-	-	-	-	-	-	-	-
Manufacture of ovens, furnaces and furnace burners..	6	67	10	-	77	71	162	20	-	187
Manufacture of other general purpose machinery.....	1	13	-	-	13	11	40	-	-	40
Manufacture of machinery for food and beverage processing	11	236	20	2	258	227	837	55	45	964
Manufacture of accumulators, primary cells and and primary battries	1	10	1	-	11	11	29	2	-	32
MANUFACTURE OF MOTOR VEHICLES,TRAILERS & SEMI-TRAILERS	10	958	84	4	1,046	1,039	7,096	610	358	9,961
Manufacture of bodies for motor vehicles.....	8	915	76	3	994	989	6,850	589	358	9,691
Manufacture of parts and accessories for motor vehicles and their engines.....	2	43	8	1	52	50	245	21	-	270
MANUFACTURE OF FURNITURE; MANUFACTURING N.E.C.	114	3,318	421	8	3,747	3,567	15,146	2,086	78	18,618
Manufacture of furniture; manufacturing n.e.c.....	114	3,318	421	8	3,747	3,567	15,146	2,086	78	18,618
T O T A L	628	21,901	7,687	59	29,647	28,913	107,329	30,117	1,260	153,083

1. Details may not add to row total, because the total include other benefits paid to persons not classified by sex and nationality.

**NUMBER OF PERMANENT EMPLOYEES* BY WAGES AND SALARIES GROUP - PUBLIC AND PRIVATE
1998/99(1991 E.F.Y)**

TABLE 4.14

INDUSTRIAL GROUP	NO. OF ESTAB.	UNDER 105	105-299	300-499	500-699	700-999	1000- 1449	1500- 1999	2000 & OVER	TOTAL
MANUFACTURE OF FOOD PRODUCTS AND BEVERAGES.....	228	588	7,580	6,667	2,747	3,428	1,961	947	219	24,137
Production, processing and preserving of meat, fruit and vegetables	10	86	1,472	677	153	151	94	38	3	2,674
Manufacture of vegetable and animal oils and fats...	26	29	684	447	109	180	69	34	5	1,557
Manufacture of dairy products	1	-	175	50	18	7	4	5	1	260
Manufacture of grain mill products	50	33	1,121	997	276	358	189	72	20	3,066
Manufacture of prepared animal feeds	4	7	122	26	10	10	6	1	2	184
Manufacture of bakery products	85	403	1,234	453	340	207	123	45	14	2,819
Manufacture of sugar and sugar confectionery	9	12	1,046	1,097	780	1,114	574	368	49	5,040
Manufacture of macaroni and spaghetti.....	4	-	171	185	42	42	23	14	2	479
Manufacture of food products n.e.c.	12	8	225	111	29	33	55	24	12	497
Distilling, rectifying and blending of spirits	10	10	93	131	133	102	126	65	22	682
Manufacture of wines	2	-	44	375	78	47	54	9	5	612
Manufacture of malt liquors and malt	6	-	176	446	392	745	449	186	65	2,459
Manufacture of soft drinks & production of mineral waters	9	-	1,017	1,672	387	432	195	86	19	3,808
MANUFACTURE OF TOBACCO PRODUCTS	1	-	2	175	158	238	169	102	17	861
Manufacture of tobacco products.....	1	-	2	175	158	238	169	102	17	861
MANUFACTURE OF TEXTILES	36	186	13,892	7,934	1,963	1,268	650	238	52	26,183
Spinning, weaving and finishing of textiles	27	150	11,959	6,964	1,834	1,140	612	223	49	22,931
Manufacture of cordage, rope, twine and netting	2	-	1,824	947	127	120	36	14	3	3,071
Knitting mills	7	36	109	23	2	8	2	1	-	181
MANUFACTURE OF WEARING APPAREL, EXCEPT FUR APPAREL....	28	59	2,355	769	175	131	67	29	4	3,589
Manufacture of wearing apparel except fur apparel...	28	59	2,355	769	175	131	67	29	4	3,589
TANNING AND DRESSING OF LEATHER; MANUFACTURE OF FOOTWEAR, LUGGAGE AND HANDBAGS	49	83	1,615	1,390	1,378	1,570	772	254	64	7,126
Tanning and dressing of leather,luggage and handbags	14	35	637	445	549	974	562	202	52	3,456
Manufacture of footwear.....	35	48	978	945	829	596	210	52	12	3,670
MANUFACTURE OF WOOD AND OF PRODUCTS OF WOOD AND CORK, EXCEPT FURNITURE	16	8	238	453	144	163	72	32	7	1,117
Manufacture of wood and of products of wood and cork, except furniture.....	16	8	238	453	144	163	72	32	7	1,117
MANUFACTURE OF PAPER, PAPER PRODUCTS AND PRINTING.....	60	62	1,096	890	750	1,445	881	245	71	5,440
Manufacture of paper and paper products.....	7	6	341	295	219	306	138	43	16	1,364
Publishing and printing services.....	53	56	755	595	531	1,139	743	202	55	4,076
MANUFACTURE OF CHEMICALS AND CHEMICAL PRODUCTS.....	43	98	929	852	429	735	362	161	49	3,615
Manufacture of basic chemicals, except fertilizers and nitrogen compounds.....	4	-	239	185	120	195	117	55	11	922
Manufacture of paints, varnishes and mastics	8	10	89	92	62	95	68	28	9	453

* The number of employees refers to the number of permanent employees in the month of June, according to the Ethiopian Fiscal Year

NUMBER OF PERMANENT EMPLOYEES* BY WAGES AND SALARIES GROUP - PUBLIC AND PRIVATE
1998/99(1991 E.F.Y)

TABLE 4.14 (Contd..)

INDUSTRIAL GROUP	NO. OF ESTAB.	UNDER 105	105-299	300-499	500-699	700-999	1000- 1449	1500- 1999	2000 & OVER	TOTAL
Manufacture of pharmaceuticals, medicinal chemicals and botanical products.....	3	-	158	210	114	264	98	57	22	923
Manufacture of soap and detergents cleaning and polishing, perfumes and toilet preparations.....	23	87	343	292	117	169	68	18	6	1,100
Manufacture of chemical products n.e.c.	5	1	100	73	16	12	11	3	1	217
MANUFACTURE OF RUBBER AND PLASTIC PROCDUCTS.....	32	39	1,106	514	336	499	394	154	39	3,081
Manufacture of rubber products.....	5	1	160	121	101	266	253	75	21	998
Manufacture of plastic products.....	27	38	946	393	235	233	141	79	18	2,083
MANUFACTURE OF OTHER NON-METALLIC MINERAL PRODUCTS ...	88	89	1,556	1,148	594	726	498	205	49	4,865
Manufacture of glass and glass products.....	3	-	78	131	77	35	77	27	5	430
Manufacture of structural clay products	6	-	156	123	40	20	11	7	1	358
Manufacture of cement, lime and plaster	9	15	126	231	239	341	257	104	33	1,346
Manufacture of articles of concrete, cement and plaster	59	61	747	259	113	147	70	24	4	1,425
Manufacture of non-metallic mineral products n.e.c..	11	13	449	404	125	183	83	43	6	1,306
MANUFACTURE OF BASIC IRON AND STEEL.....	6	16	137	145	194	301	219	70	13	1,095
Manufacture of basic iron and steel.....	6	16	137	145	194	301	219	70	13	1,095
MANUFACTURE OF FABRICATED METAL PRODUCTS EXCEPT MACHINERY AND EQUIPMENT	40	35	567	344	229	253	214	169	26	1,837
Manufacture of structural metal products, tanks, reservoirs and containers of metal	22	22	180	75	30	50	19	17	5	398
Manufacture of cutlery, hand tools and general hardware	8	13	141	141	91	75	19	16	2	498
Manufacture of other fabricated metal products	10	-	246	128	108	128	176	136	19	941
MANUFACTURE OF MACHINERY AND EQUIPMENT N.E.C.	20	39	140	104	45	39	20	8	2	397
Manufacture of pumps, compressors, taps and valves..	-	-	-	-	-	-	-	-	-	-
Manufacture of ovens, furnaces and furnace burners..	6	13	36	20	5	1	1	-	-	76
Manufacture of other general purpose machinery.....	1	-	5	-	3	-	1	-	-	9
Manufacture of machinery for food and beverage processing	11	26	66	41	21	28	11	6	2	201
Manufacture of accumulators, primary cells and and primary batteries	2	-	33	43	16	10	7	2	-	111
MANUFACTURE OF MOTOR VEHICLES, TRAILERS & SEMI-TRAILERS	11	28	131	100	75	123	143	65	27	692
Manufacture of bodies for motor vehicles.....	9	25	121	90	71	113	137	62	26	645
Manufacture of parts and accessories for motor vehicles and their engines.....	2	3	10	10	4	10	6	3	1	47
MANUFACTURE OF FURNITURE; MANUFACTURING N.E.C.	121	201	1,343	871	457	596	351	98	22	3,939
Manufacture of furniture; manufacturing n.e.c.....	121	201	1,343	871	457	596	351	98	22	3,939
T O T A L	779	1,531	32,687	22,356	9,674	11,515	6,773	2,777	661	87,974

* The number of employees refers to the number of permanent employees in the month of june, according to the Ethiopian Fiscal Year

NUMBER OF PRODUCTION, APPARENTEES AND TEMPORARY WORKERS BY SEX, NATIONALITY AND INDUSTRIAL GROUP - PUBLIC AND PRIVATE
1998/99(1991 E.F.Y)

TABLE 4.15

INDUSTRIAL GROUP	NO. OF ESTAB.	NUMBER OF PERMANENT PRODUCTION WORKERS				NUMBER OF PAID APPARENTEES			NUMBER OF UNPAID APPARENTEES			NUMBER OF SEASONAL AND TEMPORARY WORKERS
		ETHIOPIANS		FOREIGNERS	TOTAL	MALE	FEMALE	TOTAL	MALE	FEMALE	TOTAL	
		MALE	FEMALE									
MANUFACTURE OF FOOD PRODUCTS AND BEVERAGES.....	228	7,867	3,077	-	10,944	15	3	18	8	6	14	4,690
Production, processing and preserving of meat, fruit and vegetables	10	925	502	-	1,427	-	-	-	-	-	-	513
Manufacture of vegetable and animal oils and fats...	26	576	52	-	628	6	2	8	1	3	4	372
Manufacture of dairy products	1	17	15	-	32	-	-	-	-	-	-	-
Manufacture of grain mill products	50	1,353	161	-	1,514	-	-	-	2	-	2	535
Manufacture of prepared animal feeds	4	62	20	-	82	-	-	-	-	-	-	11
Manufacture of bakery products	85	1,149	771	-	1,920	9	1	10	4	3	7	635
Manufacture of sugar and sugar confectionery	9	1,435	153	-	1,588	-	-	-	-	-	-	1,291
Manufacture of macaroni and spaghetti.....	4	138	138	-	276	-	-	-	-	-	-	73
Manufacture of food products n.e.c.	12	199	38	-	237	-	-	-	-	-	-	360
Distilling, rectifying and blending of spirits	10	136	168	-	304	-	-	-	1	-	1	66
Manufacture of wines	2	119	114	-	233	-	-	-	-	-	-	-
Manufacture of malt liquors and malt	6	804	357	-	1,161	-	-	-	-	-	-	388
Manufacture of soft drinks & production of mineral waters	9	954	588	-	1,542	-	-	-	-	-	-	446
MANUFACTURE OF TOBACCO PRODUCTS	1	194	211	-	405	-	-	-	-	-	-	-
Manufacture of tobacco products.....	1	194	211	-	405	-	-	-	-	-	-	-
MANUFACTURE OF TEXTILES	36	8,455	9,065	-	17,520	-	-	-	-	-	-	2,331
Spinning, weaving and finishing of textiles	27	7,340	8,045	-	15,385	-	-	-	-	-	-	2,183
Manufacture of cordage, rope, twine and netting	2	1,079	941	-	2,020	-	-	-	-	-	-	94
Knitting mills	7	36	79	-	115	-	-	-	-	-	-	54
MANUFACTURE OF WEARING APPAREL, EXCEPT FUR APPAREL....	28	725	2,220	-	2,945	-	1	1	1	1	2	180
Manufacture of wearing apparel except fur apparel...	28	725	2,220	-	2,945	-	1	1	1	1	2	180
TANNING AND DRESSING OF LEATHER; MANUFACTURE OF FOOTWEAR, LUGGAGE AND HANDBAGS	49	2,868	1,582	-	4,450	18	11	29	1	-	1	372
Tanning and dressing of leather, luggage and handbags	14	1,550	433	-	1,983	18	11	29	-	-	-	230
Manufacture of footwear.....	35	1,318	1,149	-	2,467	-	-	-	1	-	1	142
MANUFACTURE OF WOOD AND OF PRODUCTS OF WOOD AND CORK, EXCEPT FURNITURE	16	510	119	-	629	-	-	-	-	-	-	155
Manufacture of wood and of products of wood and cork, except furniture.....	16	510	119	-	629	-	-	-	-	-	-	155
MANUFACTURE OF PAPER, PAPER PRODUCTS AND PRINTING.....	60	1,907	1,419	-	3,326	-	6	6	9	14	23	377
Manufacture of paper and paper products.....	7	465	339	-	804	-	-	-	-	-	-	110
Publishing and printing services.....	53	1,442	1,080	-	2,522	-	6	6	9	14	23	267
MANUFACTURE OF CHEMICALS AND CHEMICAL PRODUCTS.....	43	1,246	705	-	1,951	-	-	-	-	-	-	556
Manufacture of basic chemicals, except fertilizers and nitrogen compounds.....	4	468	20	-	488	-	-	-	-	-	-	227
Manufacture of paints, varnishes and mastics	8	181	25	-	206	-	-	-	-	-	-	70

NUMBER OF PRODUCTION, APPARENTEES AND TEMPORARY WORKERS BY SEX, NATIONALITY AND INDUSTRIAL GROUP - PUBLIC AND PRIVATE
1998/99(1991 E.F.Y)

TABLE 4.15 (Contd..)

INDUSTRIAL GROUP	NO. OF ESTAB.	NUMBER OF PERMANENT PRODUCTION WORKERS				NUMBER OF PAID APPARENTEES			NUMBER OF UNPAID APPARENTEES			NUMBER OF SEASONAL AND TEMPORARY WORKERS
		ETHIOPIANS		FOREIGNERS	TOTAL	MALE	FEMALE	TOTAL	MALE	FEMALE	TOTAL	
		MALE	FEMALE									
Manufacture of pharmaceuticals, medicinal chemicals and botanical products.....	3	277	347	-	624	-	-	-	-	-	-	30
Manufacture of soap and detergents cleaning and polishing, perfumes and toilet preparations.....	23	269	253	-	522	-	-	-	-	-	-	228
Manufacture of chemical products n.e.c.	5	51	60	-	111	-	-	-	-	-	-	1
MANUFACTURE OF RUBBER AND PLASTIC PRODUCTS.....	32	1,447	589	-	2,036	-	-	-	-	-	-	159
Manufacture of rubber products.....	5	620	47	-	667	-	-	-	-	-	-	29
Manufacture of plastic products.....	27	827	542	-	1,369	-	-	-	-	-	-	130
MANUFACTURE OF OTHER NON-METALLIC MINERAL PRODUCTS ...	88	2,146	446	4	2,596	11	1	12	46	27	73	2,267
Manufacture of glass and glass products.....	3	170	63	-	233	11	1	12	38	27	65	87
Manufacture of structural clay products	6	139	59	-	198	-	-	-	-	-	-	132
Manufacture of cement, lime and plaster	9	557	27	-	584	-	-	-	-	-	-	546
Manufacture of articles of concrete, cement and plaster	59	617	123	2	742	-	-	-	8	-	8	1,053
Manufacture of non-metallic mineral products n.e.c..	11	663	174	2	839	-	-	-	-	-	-	449
MANUFACTURE OF BASIC IRON AND STEEL.....	6	682	34	-	716	-	-	-	-	-	-	39
Manufacture of basic iron and steel.....	6	682	34	-	716	-	-	-	-	-	-	39
MANUFACTURE OF FABRICATED METAL PRODUCTS EXCEPT MACHINERY AND EQUIPMENT	40	985	94	14	1,093	26	-	26	16	2	18	186
Manufacture of structural metal products, tanks, reservoirs and containers of metal	22	261	14	-	275	21	-	21	14	1	15	145
Manufacture of cutlery, hand tools and general hardware	8	211	48	-	259	-	-	-	1	1	2	9
Manufacture of other fabricated metal products	10	513	32	14	559	5	-	5	1	-	1	32
MANUFACTURE OF MACHINERY AND EQUIPMENT N.E.C.	20	236	9	-	245	9	1	10	19	1	20	21
Manufacture of pumps, compressors, taps and valves..	-	-	-	-	-	-	-	-	-	-	-	-
Manufacture of ovens, furnaces and furnace burners..	6	45	3	-	48	-	-	-	-	-	-	1
Manufacture of other general purpose machinery.....	1	9	-	-	9	-	-	-	-	-	-	-
Manufacture of machinery for food and beverage processing	11	129	3	-	132	9	1	10	19	1	20	14
Manufacture of accumulators, primary cells and and primary batteries	2	53	3	-	56	-	-	-	-	-	-	6
MANUFACTURE OF MOTOR VEHICLES, TRAILERS & SEMI-TRAILERS	11	400	21	-	421	13	2	15	-	-	-	473
Manufacture of bodies for motor vehicles.....	9	376	21	-	397	6	2	8	-	-	-	473
Manufacture of parts and accessories for motor vehicles and their engines.....	2	24	-	-	24	7	-	7	-	-	-	-
MANUFACTURE OF FURNITURE; MANUFACTURING N.E.C.	121	2,282	230	-	2,512	72	-	72	87	2	89	359
Manufacture of furniture; manufacturing n.e.c.....	121	2,282	230	-	2,512	72	-	72	87	2	89	359
T O T A L	779	31,950	19,821	18	51,789	164	25	189	187	53	240	12,165

NUMBER OF ADMINISTRATIVE, TECHNICAL, CLERICAL AND OFFICE WORKERS BY SEX, NATIONALITY
AND INDUSTRIAL GROUP - PUBLIC AND PRIVATE
1998/99(1991 E.F.Y)

TABLE 4.16

INDUSTRIAL GROUP	NO. OF ESTAB.	NO. OF ADMINISTRATIVE, TECHNICAL, CLERICAL AND OFFICE WORKERS			
		ETHIOPIANS		FOREIGNERS	TOTAL
		MALE	FEMALE		
MANUFACTURE OF FOOD PRODUCTS AND BEVERAGES.....	228	8,871	2,351	5	11,227
Production, processing and preserving of meat, fruit and vegetables	10	796	254	1	1,051
Manufacture of vegetable and animal oils and fats...	26	503	158	1	662
Manufacture of dairy products	1	159	54	-	213
Manufacture of grain mill products	50	899	346	-	1,245
Manufacture of prepared animal feeds	4	81	16	-	97
Manufacture of bakery products	85	500	293	-	793
Manufacture of sugar and sugar confectionery	9	2,877	351	-	3,228
Manufacture of macaroni and spaghetti.....	4	76	33	-	109
Manufacture of food products n.e.c.	12	171	53	-	224
Distilling, rectifying and blending of spirits	10	244	129	-	373
Manufacture of wines	2	275	79	-	354
Manufacture of malt liquors and malt	6	1,010	268	3	1,281
Manufacture of soft drinks & production of mineral waters	9	1,280	317	-	1,597
MANUFACTURE OF TOBACCO PRODUCTS	1	338	130	-	468
Manufacture of tobacco products.....	1	338	130	-	468
MANUFACTURE OF TEXTILES	36	4,305	1,502	1	5,808
Spinning, weaving and finishing of textiles	27	3,833	1,366	-	5,199
Manufacture of cordage, rope, twine and netting	2	438	117	-	555
Knitting mills	7	34	19	1	54
MANUFACTURE OF WEARING APPAREL, EXCEPT FUR APPAREL....	28	410	307	-	717
Manufacture of wearing apparel except fur apparel...	28	410	307	-	717
TANNING AND DRESSING OF LEATHER; MANUFACTURE OF FOOTWEAR, LUGGAGE AND HANDBAGS	49	1,758	571	2	2,331
Tanning and dressing of leather, luggage and handbags	14	1,090	273	2	1,365
Manufacture of footwear.....	35	668	298	-	966
MANUFACTURE OF WOOD AND OF PRODUCTS OF WOOD AND CORK, EXCEPT FURNITURE	16	327	89	-	416
Manufacture of wood and of products of wood and cork, except furniture.....	16	327	89	-	416
MANUFACTURE OF PAPER, PAPER PRODUCTS AND PRINTING.....	60	1,107	658	-	1,765
Manufacture of paper and paper products.....	7	326	131	-	457
Publishing and printing services.....	53	781	527	-	1,308
MANUFACTURE OF CHEMICALS AND CHEMICAL PRODUCTS.....	43	1,057	374	-	1,431
Manufacture of basic chemicals, except fertilizers and nitrogen compounds.....	4	300	86	-	386
Manufacture of paints, varnishes and mastics	8	165	79	-	244

NUMBER OF ADMINISTRATIVE, TECHNICAL, CLERICAL AND OFFICE WORKERS BY SEX, NATIONALITY
AND INDUSTRIAL GROUP - PUBLIC AND PRIVATE
1998/99(1991 E.F.Y)

TABLE 4.16 (Contd..)

INDUSTRIAL GROUP	NO. OF ESTAB.	NO. OF ADMINISTRATIVE, TECHNICAL, CLERICAL AND OFFICE WORKERS			
		ETHIOPIANS		FOREIGNERS	TOTAL
		MALE	FEMALE		
Manufacture of pharmaceuticals, medicinal chemicals and botanical products.....	3	196	73	-	269
Manufacture of soap and detergents cleaning and polishing, perfumes and toilet preparations.....	23	348	115	-	463
Manufacture of chemical products n.e.c.	5	48	21	-	69
MANUFACTURE OF RUBBER AND PLASTIC PROCDUCTS.....	32	574	254	4	832
Manufacture of rubber products.....	5	203	71	-	274
Manufacture of plastic products.....	27	371	183	4	558
MANUFACTURE OF OTHER NON-METALLIC MINERAL PRODUCTS ...	88	1,456	460	-	1,916
Manufacture of glass and glass products.....	3	93	57	-	150
Manufacture of structural clay products	6	88	28	-	116
Manufacture of cement, lime and plaster	9	565	150	-	715
Manufacture of articles of concrete, cement and plaster	59	461	130	-	591
Manufacture of non-metallic mineral products n.e.c..	11	249	95	-	344
MANUFACTURE OF BASIC IRON AND STEEL.....	6	276	86	-	362
Manufacture of basic iron and steel.....	6	276	86	-	362
MANUFACTURE OF FABRICATED METAL PRODUCTS EXCEPT MACHINERY AND EQUIPMENT	40	462	207	1	670
Manufacture of structural metal products, tanks, reservoirs and containers of metal	22	56	27	1	84
Manufacture of cutlery, hand tools and general hardware	8	160	55	-	215
Manufacture of other fabricated metal products	10	246	125	-	371
MANUFACTURE OF MACHINERY AND EQUIPMENT N.E.C.	20	79	30	2	111
Manufacture of pumps, compressors, taps and valves..	-	-	-	-	-
Manufacture of ovens, furnaces and furnace burners..	6	17	5	-	22
Manufacture of other general purpose machinery.....	1	2	-	-	2
Manufacture of machinery for food and beverage processing	11	36	13	2	51
Manufacture of accumulators, primary cells and and primary batteries	2	24	12	-	36
MANUFACTURE OF MOTOR VEHICLES, TRAILERS & SEMI-TRAILERS	11	172	76	3	251
Manufacture of bodies for motor vehicles.....	9	161	68	3	232
Manufacture of parts and accessories for motor vehicles and their engines.....	2	11	8	-	19
MANUFACTURE OF FURNITURE; MANUFACTURING N.E.C.	121	675	314	3	992
Manufacture of furniture; manufacturing n.e.c.....	121	675	314	3	992
T O T A L	779	21,867	7,409	21	29,297

NUMBER OF WORKING PROPRIETORS, ACTIVE PARTNERS AND FAMILY WORKERS BY SEX, NATIONALITY
AND INDUSTRIAL GROUP - PRIVATE 1998/99(1991 E.F.Y)

TABLE 4.17

INDUSTRIAL GROUP	NO. OF ESTAB.	NUMBER OF WORKING PROPRIETORS, ACTIVE PARTNERS AND FAMILY WORKERS			
		ETHIOPIANS		FOREIGNERS	TOTAL
		MALE	FEMALE		
MANUFACTURE OF FOOD PRODUCTS AND BEVERAGES.....	178	125	64	3	192
Production, processing and preserving of meat, fruit and vegetables	7	2	-	-	2
Manufacture of vegetable and animal oils and fats...	18	19	5	-	24
Manufacture of dairy products	-	-	-	-	-
Manufacture of grain mill products	41	25	6	-	31
Manufacture of prepared animal feeds	2	1	-	-	1
Manufacture of bakery products	80	66	40	-	106
Manufacture of sugar and sugar confectionery	5	3	5	-	8
Manufacture of macaroni and spaghetti.....	1	-	-	-	-
Manufacture of food products n.e.c.	9	4	4	-	8
Distilling, rectifying and blending of spirits	6	5	4	-	9
Manufacture of wines	-	-	-	-	-
Manufacture of malt liquors and malt	2	-	-	3	3
Manufacture of soft drinks & production of mineral waters	7	-	-	-	-
MANUFACTURE OF TOBACCO PRODUCTS	-	-	-	-	-
Manufacture of tobacco products.....	-	-	-	-	-
MANUFACTURE OF TEXTILES	15	6	3	1	10
Spinning, weaving and finishing of textiles	8	3	-	-	3
Manufacture of cordage, rope, twine and netting	-	-	-	-	-
Knitting mills	7	3	3	1	7
MANUFACTURE OF WEARING APPAREL, EXCEPT FUR APPAREL....	24	13	8	-	21
Manufacture of wearing apparel except fur apparel...	24	13	8	-	21
TANNING AND DRESSING OF LEATHER; MANUFACTURE OF FOOTWEAR, LUGGAGE AND HANDBAGS	42	37	14	-	51
Tanning and dressing of leather, luggage and handbags	10	9	4	-	13
Manufacture of footwear.....	32	28	10	-	38
MANUFACTURE OF WOOD AND OF PRODUCTS OF WOOD AND CORK, EXCEPT FURNITURE	9	8	3	-	11
Manufacture of wood and of products of wood and cork, except furniture.....	9	8	3	-	11
MANUFACTURE OF PAPER, PAPER PRODUCTS AND PRINTING.....	51	28	7	4	39
Manufacture of paper and paper products.....	5	4	-	-	4
Publishing and printing services.....	46	24	7	4	35
MANUFACTURE OF CHEMICALS AND CHEMICAL PRODUCTS.....	32	18	9	1	28
Manufacture of basic chemicals, except fertilizers and nitrogen compounds.....	-	-	-	-	-
Manufacture of paints, varnishes and mastics	6	2	2	-	4

NUMBER OF WORKING PROPRIETORS, ACTIVE PARTNERS AND FAMILY WORKERS BY SEX, NATIONALITY
AND INDUSTRIAL GROUP - PRIVATE 1998/99(1991 E.F.Y)

TABLE 4.17(Contd..)

INDUSTRIAL GROUP	NO. OF ESTAB.	NUMBER OF WORKING PROPRIETORS, ACTIVE PARTNERS AND FAMILY WORKERS			
		ETHIOPIANS		FOREIGNERS	TOTAL
		MALE	FEMALE		
Manufacture of pharmaceuticals, medicinal chemicals and botanical products.....	2	1	1	-	2
Manufacture of soap and detergents cleaning and polishing, perfumes and toilet preparations.....	21	14	4	1	19
Manufacture of chemical products n.e.c.	3	1	2	-	3
MANUFACTURE OF RUBBER AND PLASTIC PRODCUTS.....	28	15	5	1	21
Manufacture of rubber products.....	4	1	1	-	2
Manufacture of plastic products.....	24	14	4	1	19
MANUFACTURE OF OTHER NON-METALLIC MINERAL PRODUCTS ...	68	49	20	2	71
Manufacture of glass and glass products.....	2	-	-	-	-
Manufacture of structural clay products	3	6	1	-	7
Manufacture of cement, lime and plaster	4	1	1	-	2
Manufacture of articles of concrete, cement and plaster	52	40	18	1	59
Manufacture of non-metallic mineral products n.e.c..	7	2	-	1	3
MANUFACTURE OF BASIC IRON AND STEEL.....	3	-	-	-	-
Manufacture of basic iron and steel.....	3	-	-	-	-
MANUFACTURE OF FABRICATED METAL PRODUCTS EXCEPT MACHINERY AND EQUIPMENT	35	47	12	5	64
Manufacture of structural metal products, tanks, reservoirs and containers of metal	22	36	8	4	48
Manufacture of cutlery, hand tools and general hardware	6	10	3	-	13
Manufacture of other fabricated metal products	7	1	1	1	3
MANUFACTURE OF MACHINERY AND EQUIPMENT N.E.C.	19	35	4	-	39
Manufacture of pumps, compressors, taps and valves..	-	-	-	-	-
Manufacture of ovens, furnaces and furnace burners..	6	4	2	-	6
Manufacture of other general purpose machinery.....	1	2	-	-	2
Manufacture of machinery for food and beverage processing	11	29	2	-	31
Manufacture of accumulators, primary cells and and primary batteries	1	-	-	-	-
MANUFACTURE OF MOTOR VEHICLES, TRAILERS & SEMI-TRAILERS	10	5	1	1	7
Manufacture of bodies for motor vehicles.....	8	4	1	-	5
Manufacture of parts and accessories for motor vehicles and their engines.....	2	1	-	1	2
MANUFACTURE OF FURNITURE; MANUFACTURING N.E.C.	114	146	29	5	180
Manufacture of furniture; manufacturing n.e.c.....	114	146	29	5	180
T O T A L	628	532	179	23	734

**BASIC WAGES AND SALARIES, COMMISSION, BONUSES, ALLOWANCES, FOOD AND LODGING AND SUPPLEMENTS
TO WAGES AND SALARIES BY INDUSTRIAL GROUP - PUBLIC AND PRIVATE
1998/99(1991 E.F.Y)**

TABLE 4.18

(IN '000 BIRR)

INDUSTRIAL GROUP	NO. OF ESTAB.	WAGES AND SALARIES				SUPPLEMENTS TO WAGES AND SALARIES
		BASIC WAGES & SALARIES	COMMISSION BONUSES AND ALLOWANCES	FOOD AND LODGING	TOTAL	
MANUFACTURE OF FOOD PRODUCTS AND BEVERAGES.....	228	159,550	11,405	9,437	180,392	10,678
Production, processing and preserving of meat, fruit and vegetables	10	11,017	1,116	442	12,575	616
Manufacture of vegetable and animal oils and fats...	26	7,784	67	287	8,138	316
Manufacture of dairy products	1	800	41	25	865	48
Manufacture of grain mill products	50	16,909	925	914	18,748	745
Manufacture of prepared animal feeds	4	630	41	34	705	49
Manufacture of bakery products	85	12,597	536	372	13,506	510
Manufacture of sugar and sugar confectionery	9	47,593	3,373	4,728	55,694	2,903
Manufacture of macaroni and spaghetti.....	4	2,373	241	73	2,687	159
Manufacture of food products n.e.c.	12	3,439	69	43	3,551	105
Distilling, rectifying and blending of spirits	10	5,077	600	177	5,854	239
Manufacture of wines	2	3,189	109	97	3,396	223
Manufacture of malt liquors and malt	6	26,046	2,653	1,365	30,064	1,979
Manufacture of soft drinks & production of mineral waters	9	22,098	1,634	879	24,611	2,784
MANUFACTURE OF TOBACCO PRODUCTS	1	9,546	-	247	9,793	1,163
Manufacture of tobacco products.....	1	9,546	-	247	9,793	1,163
MANUFACTURE OF TEXTILES	36	94,770	2,013	3,483	100,266	6,012
Spinning, weaving and finishing of textiles	27	83,675	1,732	3,137	88,543	5,287
Manufacture of cordage, rope, twine and netting	2	10,560	277	343	11,181	725
Knitting mills	7	535	4	3	542	-
MANUFACTURE OF WEARING APPAREL, EXCEPT FUR APPAREL....	28	13,728	413	444	14,586	691
Manufacture of wearing apparel except fur apparel...	28	13,728	413	444	14,586	691
TANNING AND DRESSING OF LEATHER; MANUFACTURE OF FOOTWEAR, LUGGAGE AND HANDBAGS	49	48,623	2,605	1,858	53,085	2,292
Tanning and dressing of leather, luggage and handbags	14	28,319	2,116	1,212	31,647	1,351
Manufacture of footwear.....	35	20,304	489	646	21,438	941
MANUFACTURE OF WOOD AND OF PRODUCTS OF WOOD AND CORK, EXCEPT FURNITURE	16	6,647	545	296	7,489	972
Manufacture of wood and of products of wood and cork, except furniture.....	16	6,647	545	296	7,489	972
MANUFACTURE OF PAPER, PAPER PRODUCTS AND PRINTING.....	60	37,349	1,532	1,366	40,247	1,833
Manufacture of paper and paper products.....	7	9,210	195	458	9,863	634
Publishing and printing services.....	53	28,139	1,337	908	30,384	1,199
MANUFACTURE OF CHEMICALS AND CHEMICAL PRODUCTS.....	43	22,687	1,455	1,282	25,423	1,259
Manufacture of basic chemicals, except fertilizers and nitrogen compounds.....	4	6,029	282	459	6,770	270
Manufacture of paints, varnishes and mastics	8	3,403	470	109	3,982	191

**BASIC WAGES AND SALARIES, COMMISSION, BONUSES, ALLOWANCES, FOOD AND LODGING AND SUPPLEMENTS
TO WAGES AND SALARIES BY INDUSTRIAL GROUP - PUBLIC AND PRIVATE
1998/99(1991 E.F.Y)**

TABLE 4.18(Contd..)

(IN '000 BIRR)

INDUSTRIAL GROUP	NO. OF ESTAB.	WAGES AND SALARIES				SUPPLEMENTS TO WAGES AND SALARIES
		BASIC WAGES & SALARIES	COMMISSION BONUSES AND ALLOWANCES	FOOD AND LODGING	TOTAL	
and botanical products.....	3	6,450	300	377	7,127	574
Manufacture of soap and detergents cleaning and polishing, perfumes and toilet preparations.....	23	5,959	402	231	6,592	186
Manufacture of chemical products n.e.c.	5	845	1	106	953	38
MANUFACTURE OF RUBBER AND PLASTIC PRODUCTS.....	32	19,647	997	1,598	22,242	860
Manufacture of rubber products.....	5	8,895	844	582	10,321	448
Manufacture of plastic products.....	27	10,752	153	1,016	11,921	412
MANUFACTURE OF OTHER NON-METALLIC MINERAL PRODUCTS ...	88	36,266	3,710	1,623	41,599	2,166
Manufacture of glass and glass products.....	3	2,961	38	110	3,109	294
Manufacture of structural clay products	6	2,175	-	43	2,218	89
Manufacture of cement, lime and plaster	9	15,038	2,686	363	18,088	739
Manufacture of articles of concrete, cement and plaster	59	9,061	365	458	9,884	443
Manufacture of non-metallic mineral products n.e.c..	11	7,031	621	648	8,300	600
MANUFACTURE OF BASIC IRON AND STEEL.....	6	8,402	1,117	1,068	10,586	517
Manufacture of basic iron and steel.....	6	8,402	1,117	1,068	10,586	517
MANUFACTURE OF FABRICATED METAL PRODUCTS EXCEPT MACHINERY AND EQUIPMENT	40	11,048	370	715	12,133	718
Manufacture of structural metal products, tanks, reservoirs and containers of metal	22	1,945	268	128	2,341	169
Manufacture of cutlery, hand tools and general hardware	8	2,297	29	263	2,589	95
Manufacture of other fabricated metal products	10	6,807	72	324	7,203	454
MANUFACTURE OF MACHINERY AND EQUIPMENT N.E.C.	20	1,600	87	33	1,720	31
Manufacture of pumps, compressors, taps and valves..	-	-	-	-	-	-
Manufacture of ovens, furnaces and furnace burners..	6	182	5	-	187	4
Manufacture of other general purpose machinery.....	1	40	-	-	40	-
Manufacture of machinery for food and beverage processing	11	937	19	7	964	1
Manufacture of accumulators, primary cells and and primary batteries	2	441	62	26	529	26
MANUFACTURE OF MOTOR VEHICLES, TRAILERS & SEMI-TRAILERS	11	8,839	691	1,281	10,812	713
Manufacture of bodies for motor vehicles.....	9	8,573	691	1,278	10,542	713
Manufacture of parts and accessories for motor vehicles and their engines.....	2	266	-	3	270	-
MANUFACTURE OF FURNITURE; MANUFACTURING N.E.C.	121	20,046	806	751	21,603	477
Manufacture of furniture; manufacturing n.e.c.....	121	20,046	806	751	21,603	477
T O T A L	779	498,747	27,748	25,480	551,975	30,383

**BASIC WAGES AND SALARIES OF PRODUCTION WORKERS AND SEASONAL AND TEMPORARY WORKERS BY SEX,
NATIONALITY AND INDUSTRIAL GROUP - PUBLIC AND PRIVATE 1998/99(1991 E.F.Y)**

TABLE 4.19

(IN '000 BIRR)

INDUSTRIAL GROUP	NO. OF ESTAB.	WAGES AND SALARIES OF PRODUCTION WORKERS				SALARY OF PAID APPARENTEECES			WAGES AND SALARIES OF SEASONAL AND TEMPORARY WORKERS
		ETHIOPIANS		FOREIGNERS	TOTAL	MALE	FEMALE	TOTAL	
		MALE	FEMALE						
MANUFACTURE OF FOOD PRODUCTS AND BEVERAGES.....	228	44,767	14,189	3	58,959	16	1	17	14,741
Production, processing and preserving of meat, fruit and vegetables	10	2,958	1,135	-	4,093	-	-	-	1,139
Manufacture of vegetable and animal oils and fats...	26	2,177	194	3	2,374	9	-	9	1,319
Manufacture of dairy products	1	43	29	-	72	-	-	-	-
Manufacture of grain mill products	50	6,731	708	-	7,439	-	-	-	1,565
Manufacture of prepared animal feeds	4	169	38	-	207	-	-	-	37
Manufacture of bakery products	85	4,219	3,139	-	7,358	7	1	8	1,483
Manufacture of sugar and sugar confectionery	9	12,168	2,480	-	14,647	-	-	-	5,741
Manufacture of macaroni and spaghetti.....	4	722	513	-	1,236	-	-	-	166
Manufacture of food products n.e.c.	12	965	132	-	1,097	-	-	-	573
Distilling, rectifying and blending of spirits	10	1,198	713	-	1,911	-	-	-	287
Manufacture of wines	2	861	456	-	1,318	-	-	-	-
Manufacture of malt liquors and malt	6	7,849	1,943	-	9,792	-	-	-	1,363
Manufacture of soft drinks & production of mineral waters	9	4,705	2,708	-	7,414	-	-	-	1,069
MANUFACTURE OF TOBACCO PRODUCTS	1	3,384	1,729	-	5,114	-	-	-	-
Manufacture of tobacco products.....	1	3,384	1,729	-	5,114	-	-	-	-
MANUFACTURE OF TEXTILES	36	37,150	26,396	-	63,546	-	-	-	3,741
Spinning, weaving and finishing of textiles	27	32,767	22,922	-	55,689	-	-	-	3,505
Manufacture of cordage, rope, twine and netting	2	4,284	3,296	-	7,580	-	-	-	135
Knitting mills	7	99	177	-	277	-	-	-	101
MANUFACTURE OF WEARING APPAREL, EXCEPT FUR APPAREL....	28	3,031	6,397	-	9,428	-	2	2	734
Manufacture of wearing apparel except fur apparel...	28	3,031	6,397	-	9,428	-	2	2	734
TANNING AND DRESSING OF LEATHER; MANUFACTURE OF FOOTWEAR, LUGGAGE AND HANDBAGS	49	18,514	8,062	-	26,576	14	11	26	925
Tanning and dressing of leather, luggage and handbags	14	11,634	2,692	-	14,326	14	11	26	703
Manufacture of footwear.....	35	6,880	5,370	-	12,250	-	-	-	222
MANUFACTURE OF WOOD AND OF PRODUCTS OF WOOD AND CORK, EXCEPT FURNITURE	16	3,193	422	-	3,615	-	-	-	380
Manufacture of wood and of products of wood and cork, except furniture.....	16	3,193	422	-	3,615	-	-	-	380
MANUFACTURE OF PAPER, PAPER PRODUCTS AND PRINTING.....	60	14,576	7,279	-	21,855	2	4	5	871
Manufacture of paper and paper products.....	7	2,951	1,262	-	4,213	-	-	-	334
Publishing and printing services.....	53	11,625	6,017	-	17,642	2	4	5	537
MANUFACTURE OF CHEMICALS AND CHEMICAL PRODUCTS.....	43	6,703	2,740	-	9,443	-	-	-	1,222
Manufacture of basic chemicals, except fertilizers and nitrogen compounds.....	4	2,320	92	-	2,411	-	-	-	355
Manufacture of paints, varnishes and mastics	8	1,148	128	-	1,276	-	-	-	175

BASIC WAGES AND SALARIES OF PRODUCTION WORKERS AND SEASONAL AND TEMPORARY WORKERS BY SEX,
NATIONALITY AND INDUSTRIAL GROUP - PUBLIC AND PRIVATE 1998/99(1991 E.F.Y)

TABLE 4.19(Contd..)

(IN '000 BIRR)

INDUSTRIAL GROUP	NO. OF ESTAB.	WAGES AND SALARIES OF PRODUCTION WORKERS				SALARY OF PAID APPARENTECES			WAGES AND SALARIES OF SEASONAL AND TEMPORARY WORKERS
		ETHIOPIANS		FOREIGNERS	TOTAL	MALE	FEMALE	TOTAL	
		MALE	FEMALE						
and botanical products.....	3	1,736	1,442	-	3,177	-	-	-	46
Manufacture of soap and detergents cleaning and polishing, perfumes and toilet preparations.....	23	1,307	844	-	2,151	-	-	-	645
Manufacture of chemical products n.e.c.	5	192	235	-	427	-	-	-	1
MANUFACTURE OF RUBBER AND PLASTIC PRODUCTS.....	32	10,581	2,151	5	12,737	-	-	-	323
Manufacture of rubber products.....	5	5,629	547	-	6,176	-	-	-	29
Manufacture of plastic products.....	27	4,952	1,604	5	6,561	-	-	-	294
MANUFACTURE OF OTHER NON-METALLIC MINERAL PRODUCTS ...	88	12,196	1,941	18	14,155	20	4	24	5,696
Manufacture of glass and glass products.....	3	1,154	497	-	1,651	20	4	24	87
Manufacture of structural clay products	6	822	220	-	1,043	-	-	-	467
Manufacture of cement, lime and plaster	9	5,000	165	-	5,165	-	-	-	2,014
Manufacture of articles of concrete, cement and plaster	59	2,150	279	-	2,429	-	-	-	2,167
Manufacture of non-metallic mineral products n.e.c..	11	3,069	780	18	3,868	-	-	-	961
MANUFACTURE OF BASIC IRON AND STEEL.....	6	4,667	97	-	4,764	-	-	-	248
Manufacture of basic iron and steel.....	6	4,667	97	-	4,764	-	-	-	248
MANUFACTURE OF FABRICATED METAL PRODUCTS EXCEPT MACHINERY AND EQUIPMENT	40	4,985	515	4	5,504	20	-	20	408
Manufacture of structural metal products, tanks, reservoirs and containers of metal	22	1,029	24	-	1,053	17	-	17	280
Manufacture of cutlery, hand tools and general hardware	8	682	248	-	930	-	-	-	16
Manufacture of other fabricated metal products	10	3,274	243	4	3,521	3	-	3	113
MANUFACTURE OF MACHINERY AND EQUIPMENT N.E.C.	20	934	23	-	957	6	2	8	64
Manufacture of pumps, compressors, taps and valves..	-	-	-	-	-	-	-	-	-
Manufacture of ovens, furnaces and furnace burners..	6	99	7	-	106	-	-	-	1
Manufacture of other general purpose machinery.....	1	37	-	-	37	-	-	-	-
Manufacture of machinery for food and beverage processing	11	548	9	-	557	6	2	8	30
Manufacture of accumulators, primary cells and and primary batteries	2	250	7	-	257	-	-	-	33
MANUFACTURE OF MOTOR VEHICLES, TRAILERS & SEMI-TRAILERS	11	3,419	175	-	3,594	18	7	25	2,712
Manufacture of bodies for motor vehicles.....	9	3,259	175	-	3,434	12	7	19	2,712
Manufacture of parts and accessories for motor vehicles and their engines.....	2	160	-	-	160	6	-	6	-
MANUFACTURE OF FURNITURE; MANUFACTURING N.E.C.	121	12,136	935	-	13,071	60	-	60	1,172
Manufacture of furniture; manufacturing n.e.c.....	121	12,136	935	-	13,071	60	-	60	1,172
T O T A L	779	180,236	73,051	30	253,317	157	31	188	33,237

**BASIC WAGES AND SALARIES OF ADMINISTRATIVE, TECHNICAL, CLERICAL AND OFFICE WORKERS
BY SEX, NATIONALITY AND INDUSTRIAL GROUP - PUBLIC AND PRIVATE
1998/99(1991 E.F.Y)**

TABLE 4.20

(IN '000 BIRR)

INDUSTRIAL GROUP	NO. OF ESTAB.	WAGES AND SALARIES OF ADMINISTRATIVE, TECHNICAL, CLERICAL AND OFFICE WORKERS			
		ETHIOPIANS		FOREIGNERS	TOTAL
		MALE	FEMALE		
MANUFACTURE OF FOOD PRODUCTS AND BEVERAGES.....	194	70,057	15,554	221	85,833
Production, processing and preserving of meat, fruit and vegetables	7	4,767	1,010	8	5,785
Manufacture of vegetable and animal oils and fats....	18	3,290	792	-	4,082
Manufacture of dairy products	1	594	134	-	728
Manufacture of grain mill products	50	5,711	2,194	-	7,905
Manufacture of prepared animal feeds	4	317	68	-	385
Manufacture of bakery products	68	2,652	1,096	-	3,748
Manufacture of sugar and sugar confectionery	8	24,576	2,628	-	27,205
Manufacture of macaroni and spaghetti.....	3	726	245	-	971
Manufacture of food products n.e.c.	12	1,398	371	-	1,769
Distilling, rectifying and blending of spirits	7	1,963	915	-	2,879
Manufacture of wines	1	1,467	405	-	1,871
Manufacture of malt liquors and malt	6	12,003	2,674	213	14,890
Manufacture of soft drinks & production of mineral waters	9	10,593	3,022	-	13,615
MANUFACTURE OF TOBACCO PRODUCTS	1	3,009	1,424	-	4,432
Manufacture of tobacco products.....	1	3,009	1,424	-	4,432
MANUFACTURE OF TEXTILES	34	21,712	5,741	30	27,483
Spinning, weaving and finishing of textiles	25	19,281	5,199	-	24,480
Manufacture of cordage, rope, twine and netting	2	2,359	486	-	2,845
Knitting mills	7	72	56	30	157
MANUFACTURE OF WEARING APPAREL, EXCEPT FUR APPAREL.....	26	2,143	1,421	-	3,564
Manufacture of wearing apparel except fur apparel....	26	2,143	1,421	-	3,564
TANNING AND DRESSING OF LEATHER; MANUFACTURE OF FOOTWEAR, LUGGAGE AND HANDBAGS	47	15,060	5,949	86	21,095
Tanning and dressing of leather, luggage and handbags.	14	9,237	3,940	86	13,263
Manufacture of footwear.....	33	5,823	2,009	-	7,832
MANUFACTURE OF WOOD AND OF PRODUCTS OF WOOD AND CORK, EXCEPT FURNITURE	16	2,131	521	-	2,652
Manufacture of wood and of products of wood and cork, except furniture.....	16	2,131	521	-	2,652
MANUFACTURE OF PAPER, PAPER PRODUCTS AND PRINTING.....	57	10,071	4,438	108	14,617
Manufacture of paper and paper products.....	6	3,619	1,044	-	4,663
Publishing and printing services.....	51	6,452	3,394	108	9,954
MANUFACTURE OF CHEMICALS AND CHEMICAL PRODUCTS.....	40	9,367	2,655	-	12,022
Manufacture of basic chemicals, except fertilizers and nitrogen compounds.....	4	2,809	453	-	3,262
Manufacture of paints, varnishes and mastics	8	1,344	609	-	1,952

**BASIC WAGES AND SALARIES OF ADMINISTRATIVE, TECHNICAL, CLERICAL AND OFFICE WORKERS
BY SEX, NATIONALITY AND INDUSTRIAL GROUP - PUBLIC AND PRIVATE
1998/99(1991 E.F.Y)**

TABLE 4.20(Contd..)

(IN '000 BIRR)

INDUSTRIAL GROUP	NO. OF ESTAB.	WAGES AND SALARIES OF ADMINISTRATIVE, TECHNICAL, CLERICAL AND OFFICE WORKERS			
		ETHIOPIANS		FOREIGNERS	TOTAL
		MALE	FEMALE		
Manufacture of pharmaceuticals, medicinal chemicals and botanical products.....	3	2,386	841	-	3,227
Manufacture of soap and detergents cleaning and polishing, perfumes and toilet preparations.....	22	2,516	647	-	3,163
Manufacture of chemical products n.e.c.	3	312	105	-	417
MANUFACTURE OF RUBBER AND PLASTIC PRODUCTS.....	30	4,344	2,140	103	6,587
Manufacture of rubber products.....	5	1,740	950	-	2,690
Manufacture of plastic products.....	25	2,604	1,190	103	3,897
MANUFACTURE OF OTHER NON-METALLIC MINERAL PRODUCTS	72	13,125	3,265	-	16,390
Manufacture of glass and glass products.....	2	821	378	-	1,199
Manufacture of structural clay products	4	496	168	-	665
Manufacture of cement, lime and plaster	9	6,621	1,238	-	7,859
Manufacture of articles of concrete, cement and plaster	49	3,494	972	-	4,466
Manufacture of non-metallic mineral products n.e.c....	8	1,693	509	-	2,202
MANUFACTURE OF BASIC IRON AND STEEL.....	6	2,684	705	-	3,389
Manufacture of basic iron and steel.....	6	2,684	705	-	3,389
MANUFACTURE OF FABRICATED METAL PRODUCTS EXCEPT MACHINERY AND EQUIPMENT	36	3,689	1,206	221	5,117
Manufacture of structural metal products, tanks, reservoirs and containers of metal	19	331	131	132	595
Manufacture of cutlery, hand tools and general hardware	8	1,017	334	-	1,351
Manufacture of other fabricated metal products	9	2,341	741	89	3,171
MANUFACTURE OF MACHINERY AND EQUIPMENT N.E.C.	19	433	93	45	571
Manufacture of pumps, compressors, taps and valves...	-	-	-	-	-
Manufacture of ovens, furnaces and furnace burners...	6	62	13	-	75
Manufacture of other general purpose machinery.....	1	2	-	-	2
Manufacture of machinery for food and beverage processing	10	253	44	45	342
Manufacture of accumulators, primary cells and and primary batteries	2	115	36	-	151
MANUFACTURE OF MOTOR VEHICLES, TRAILERS & SEMI-TRAILERS.	9	1,623	527	358	2,508
Manufacture of bodies for motor vehicles.....	7	1,544	506	358	2,408
Manufacture of parts and accessories for motor vehicles and their engines.....	2	79	21	-	100
MANUFACTURE OF FURNITURE; MANUFACTURING N.E.C.	107	3,697	1,968	78	5,744
Manufacture of furniture; manufacturing n.e.c.....	107	3,697	1,968	78	5,744
T O T A L	694	163,146	47,608	1,251	212,005

NUMBER OF ESTABLISHMENTS AND NUMBER OF PERSONS ENGAGED BY SIZE OF PERSONS ENGAGED
AND INDUSTRIAL GROUP-PUBLIC AND PRIVATE 1998/99(1991 E.F.Y)

TABLE 4.21

INDUSTRIAL GROUP	NO. OF ESTABLISHMENTS BY SIZE OF PERSONS ENGAGED				NO. OF PERSONS ENGAGED BY SIZE GROUP			
	10 - 19	20 - 49	50 AND OVER	TOTAL	10 - 19	20 - 49	50 AND OVER	TOTAL
MANUFACTURE OF FOOD PRODUCTS AND BEVERAGES.....	94	45	89	228	1,162	1,332	24,591	27,085
Production, processing and preserving of meat, fruit and vegetables	1	-	9	10	12	-	2,981	2,993
Manufacture of vegetable and animal oils and fats...	14	2	10	26	175	69	1,454	1,698
Manufacture of dairy products	-	-	1	1	-	-	245	245
Manufacture of grain mill products	18	13	19	50	236	451	2,640	3,327
Manufacture of prepared animal feeds	2	-	2	4	20	-	171	191
Manufacture of bakery products	48	21	16	85	597	511	2,363	3,471
Manufacture of sugar and sugar confectionery	4	2	3	9	42	64	6,009	6,115
Manufacture of macaroni and spaghetti.....	-	1	3	4	-	47	411	458
Manufacture of food products n.e.c.	5	2	5	12	52	65	712	829
Distilling, rectifying and blending of spirits	2	4	4	10	28	125	600	753
Manufacture of wines	-	-	2	2	-	-	587	587
Manufacture of malt liquors and malt	-	-	6	6	-	-	2,833	2,833
Manufacture of soft drinks & production of mineral waters	-	-	9	9	-	-	3,585	3,585
MANUFACTURE OF TOBACCO PRODUCTS	-	-	1	1	-	-	873	873
Manufacture of tobacco products.....	-	-	1	1	-	-	873	873
MANUFACTURE OF TEXTILES	5	6	25	36	71	172	25,426	25,669
Spinning, weaving and finishing of textiles	3	3	21	27	44	79	22,647	22,770
Manufacture of cordage, rope, twine and netting	-	-	2	2	-	-	2,669	2,669
Knitting mills	2	3	2	7	27	93	110	230
MANUFACTURE OF WEARING APPAREL, EXCEPT FUR APPAREL....	9	8	11	28	132	251	3,483	3,866
Manufacture of wearing apparel except fur apparel....	9	8	11	28	132	251	3,483	3,866
TANNING AND DRESSING OF LEATHER; MANUFACTURE OF FOOTWEAR, LUGGAGE AND HANDBAGS	14	11	24	49	203	327	6,704	7,234
Tanning and dressing of leather, luggage and handbags	-	1	13	14	-	43	3,577	3,620
Manufacture of footwear.....	14	10	11	35	203	284	3,127	3,614
MANUFACTURE OF WOOD AND OF PRODUCTS OF WOOD AND CORK, EXCEPT FURNITURE	7	4	5	16	95	150	966	1,211
Manufacture of wood and of products of wood and cork, except furniture.....	7	4	5	16	95	150	966	1,211
MANUFACTURE OF PAPER, PAPER PRODUCTS AND PRINTING.....	20	21	19	60	291	592	4,653	5,536
Manufacture of paper and paper products.....	2	1	4	7	27	21	1,327	1,375
Publishing and printing services.....	18	20	15	53	264	571	3,326	4,161
MANUFACTURE OF CHEMICALS AND CHEMICAL PRODUCTS.....	17	9	17	43	231	274	3,461	3,966
Manufacture of basic chemicals, except fertilizers and nitrogen compounds.....	-	-	4	4	-	-	1,101	1,101
Manufacture of paints, varnishes and mastics	2	3	3	8	28	105	391	524

NUMBER OF ESTABLISHMENTS AND NUMBER OF PERSONS ENGAGED BY SIZE OF PERSONS ENGAGED
AND INDUSTRIAL GROUP-PUBLIC AND PRIVATE 1998/99(1991 E.F.Y)

TABLE 4.21(Contd..)

INDUSTRIAL GROUP	NO. OF ESTABLISHMENTS BY SIZE OF PERSONS ENGAGED				NO. OF PERSONS ENGAGED BY SIZE GROUP			
	10 - 19	20 - 49	50 AND OVER	TOTAL	10 - 19	20 - 49	50 AND OVER	TOTAL
Manufacture of pharmaceuticals, medicinal chemicals and botanical products.....	-	1	2	3	-	37	888	925
Manufacture of soap and detergents cleaning and polishing, perfumes and toilet preparations.....	12	4	7	23	163	107	962	1,232
Manufacture of chemical products n.e.c.	3	1	1	5	40	25	119	184
MANUFACTURE OF RUBBER AND PLASTIC PRODUCTS.....	9	8	15	32	129	274	2,645	3,048
Manufacture of rubber products.....	1	1	3	5	16	45	911	972
Manufacture of plastic products.....	8	7	12	27	113	229	1,734	2,076
MANUFACTURE OF OTHER NON-METALLIC MINERAL PRODUCTS ...	44	17	27	88	536	498	5,901	6,935
Manufacture of glass and glass products.....	-	-	3	3	-	-	547	547
Manufacture of structural clay products	1	2	3	6	11	63	379	453
Manufacture of cement, lime and plaster	4	1	4	9	47	29	1,771	1,847
Manufacture of articles of concrete, cement and plaster	36	12	11	59	442	345	1,666	2,453
Manufacture of non-metallic mineral products n.e.c..	3	2	6	11	36	61	1,538	1,635
MANUFACTURE OF BASIC IRON AND STEEL.....	-	2	4	6	-	69	1,048	1,117
Manufacture of basic iron and steel.....	-	2	4	6	-	69	1,048	1,117
MANUFACTURE OF FABRICATED METAL PRODUCTS EXCEPT MACHINERY AND EQUIPMENT	21	10	9	40	247	284	1,526	2,057
Manufacture of structural metal products, tanks, reservoirs and containers of metal	15	4	3	22	170	117	301	588
Manufacture of cutlery, hand tools and general hardware	4	2	2	8	57	49	392	498
Manufacture of other fabricated metal products	2	4	4	10	20	118	833	971
MANUFACTURE OF MACHINERY AND EQUIPMENT N.E.C.	12	7	1	20	140	219	87	446
Manufacture of pumps, compressors, taps and valves..	-	-	-	-	-	-	-	-
Manufacture of ovens, furnaces and furnace burners..	5	1	-	6	56	21	-	77
Manufacture of other general purpose machinery.....	1	-	-	1	13	-	-	13
Manufacture of machinery for food and beverage processing	5	6	-	11	60	198	-	258
Manufacture of accumulators, primary cells and and primary batteries	1	-	1	2	11	-	87	98
MANUFACTURE OF MOTOR VEHICLES, TRAILERS & SEMI-TRAILERS	2	2	7	11	25	74	1,068	1,167
Manufacture of bodies for motor vehicles.....	1	1	7	9	13	34	1,068	1,115
Manufacture of parts and accessories for motor vehicles and their engines.....	1	1	-	2	12	40	-	52
MANUFACTURE OF FURNITURE; MANUFACTURING N.E.C.	68	34	19	121	914	952	2,338	4,204
Manufacture of furniture; manufacturing n.e.c.....	68	34	19	121	914	952	2,338	4,204
T O T A L	322	184	273	779	4,176	5,468	84,770	94,414

NUMBER OF ESTABLISHMENTS AND NUMBER OF PERSONS ENGAGED BY SIZE OF PERSONS ENGAGED
AND INDUSTRIAL GROUP - PUBLIC 1998/99(1991 E.F.Y)

TABLE 4.22

INDUSTRIAL GROUP	NO. OF ESTABLISHMENTS BY SIZE OF PERSONS ENGAGED				NO. OF PERSONS ENGAGED BY SIZE GROUP			
	10 - 19	20 - 49	50 AND OVER	TOTAL	10 - 19	20 - 49	50 AND OVER	TOTAL
MANUFACTURE OF FOOD PRODUCTS AND BEVERAGES.....	-	2	48	50	-	66	16,799	16,865
Production, processing and preserving of meat, fruit and vegetables	-	-	3	3	-	-	1,150	1,150
Manufacture of vegetable and animal oils and fats...	-	1	7	8	-	30	1,202	1,232
Manufacture of dairy products	-	-	1	1	-	-	245	245
Manufacture of grain mill products	-	-	9	9	-	-	1,546	1,546
Manufacture of prepared animal feeds	-	-	2	2	-	-	171	171
Manufacture of bakery products	-	-	5	5	-	-	1,328	1,328
Manufacture of sugar and sugar confectionery	-	1	3	4	-	36	6,009	6,045
Manufacture of macaroni and spaghetti.....	-	-	3	3	-	-	411	411
Manufacture of food products n.e.c.	-	-	3	3	-	-	500	500
Distilling, rectifying and blending of spirits	-	-	4	4	-	-	600	600
Manufacture of wines	-	-	2	2	-	-	587	587
Manufacture of malt liquors and malt	-	-	4	4	-	-	2,116	2,116
Manufacture of soft drinks & production of mineral waters	-	-	2	2	-	-	934	934
MANUFACTURE OF TOBACCO PRODUCTS	-	-	1	1	-	-	873	873
Manufacture of tobacco products.....	-	-	1	1	-	-	873	873
MANUFACTURE OF TEXTILES	-	1	20	21	-	23	24,203	24,226
Spinning, weaving and finishing of textiles	-	1	18	19	-	23	21,534	21,557
Manufacture of cordage, rope, twine and netting	-	-	2	2	-	-	2,669	2,669
Knitting mills	-	-	-	-	-	-	-	-
MANUFACTURE OF WEARING APPAREL, EXCEPT FUR APPAREL....	-	-	4	4	-	-	1,947	1,947
Manufacture of wearing apparel except fur apparel...	-	-	4	4	-	-	1,947	1,947
TANNING AND DRESSING OF LEATHER; MANUFACTURE OF FOOTWEAR, LUGGAGE AND HANDBAGS	-	-	7	7	-	-	4,172	4,172
Tanning and dressing of leather, luggage and handbags	-	-	4	4	-	-	1,760	1,760
Manufacture of footwear.....	-	-	3	3	-	-	2,412	2,412
MANUFACTURE OF WOOD AND OF PRODUCTS OF WOOD AND CORK, EXCEPT FURNITURE	-	2	5	7	-	90	966	1,056
Manufacture of wood and of products of wood and cork, except furniture.....	-	2	5	7	-	90	966	1,056
MANUFACTURE OF PAPER, PAPER PRODUCTS AND PRINTING.....	-	-	9	9	-	-	3,866	3,866
Manufacture of paper and paper products.....	-	-	2	2	-	-	1,144	1,144
Publishing and printing services.....	-	-	7	7	-	-	2,722	2,722
MANUFACTURE OF CHEMICALS AND CHEMICAL PRODUCTS.....	1	-	10	11	14	-	2,409	2,423
Manufacture of basic chemicals, except fertilizers and nitrogen compounds.....	-	-	4	4	-	-	1,101	1,101
Manufacture of paints, varnishes and mastics	-	-	2	2	-	-	249	249

NUMBER OF ESTABLISHMENTS AND NUMBER OF PERSONS ENGAGED BY SIZE OF PERSONS ENGAGED
AND INDUSTRIAL GROUP - PUBLIC 1998/99(1991 E.F.Y)

TABLE 4.22(Contd..)

INDUSTRIAL GROUP	NO. OF ESTABLISHMENTS BY SIZE OF PERSONS ENGAGED				NO. OF PERSONS ENGAGED BY SIZE GROUP			
	10 - 19	20 - 49	50 AND OVER	TOTAL	10 - 19	20 - 49	50 AND OVER	TOTAL
Manufacture of pharmaceuticals, medicinal chemicals and botanical products.....	-	-	1	1	-	-	536	536
Manufacture of soap and detergents cleaning and polishing, perfumes and toilet preparations.....	-	-	2	2	-	-	404	404
Manufacture of chemical products n.e.c.	1	-	1	2	14	-	119	133
MANUFACTURE OF RUBBER AND PLASTIC PRODUCTS.....	-	-	4	4	-	-	1,421	1,421
Manufacture of rubber products.....	-	-	1	1	-	-	802	802
Manufacture of plastic products.....	-	-	3	3	-	-	619	619
MANUFACTURE OF OTHER NON-METALLIC MINERAL PRODUCTS ...	1	2	17	20	12	65	5,018	5,095
Manufacture of glass and glass products.....	-	-	1	1	-	-	372	372
Manufacture of structural clay products	-	-	3	3	-	-	379	379
Manufacture of cement, lime and plaster	-	1	4	5	-	29	1,771	1,800
Manufacture of articles of concrete, cement and plaster	1	-	6	7	12	-	1,258	1,270
Manufacture of non-metallic mineral products n.e.c..	-	1	3	4	-	36	1,238	1,274
MANUFACTURE OF BASIC IRON AND STEEL.....	-	-	3	3	-	-	995	995
Manufacture of basic iron and steel.....	-	-	3	3	-	-	995	995
MANUFACTURE OF FABRICATED METAL PRODUCTS EXCEPT MACHINERY AND EQUIPMENT	-	-	5	5	-	-	1,163	1,163
Manufacture of structural metal products, tanks, reservoirs and containers of metal	-	-	-	-	-	-	-	-
Manufacture of cutlery, hand tools and general hardware	-	-	2	2	-	-	392	392
Manufacture of other fabricated metal products	-	-	3	3	-	-	771	771
MANUFACTURE OF MACHINERY AND EQUIPMENT N.E.C.	-	-	1	1	-	-	87	87
Manufacture of pumps, compressors, taps and valves..	-	-	-	-	-	-	-	-
Manufacture of ovens, furnaces and furnace burners..	-	-	-	-	-	-	-	-
Manufacture of other general purpose machinery.....	-	-	-	-	-	-	-	-
Manufacture of machinery for food and beverage processing	-	-	-	-	-	-	-	-
Manufacture of accumulators, primary cells and and primary batteries	-	-	1	1	-	-	87	87
MANUFACTURE OF MOTOR VEHICLES, TRAILERS & SEMI-TRAILERS	-	-	1	1	-	-	121	121
Manufacture of bodies for motor vehicles.....	-	-	1	1	-	-	121	121
Manufacture of parts and accessories for motor vehicles and their engines.....	-	-	-	-	-	-	-	-
MANUFACTURE OF FURNITURE; MANUFACTURING N.E.C.	1	4	2	7	12	119	326	457
Manufacture of furniture; manufacturing n.e.c.....	1	4	2	7	12	119	326	457
T O T A L	3	11	137	151	38	363	64,366	64,767

NUMBER OF ESTABLISHMENTS AND NUMBER OF PERSONS ENGAGED BY SIZE OF PERSONS ENGAGED
AND INDUSTRIAL GROUP - PRIVATE 1998/99(1991 E.F.Y)

TABLE 4.23

INDUSTRIAL GROUP	NO. OF ESTABLISHMENTS BY SIZE OF PERSONS ENGAGED				NO. OF PERSONS ENGAGED BY SIZE GROUP			
	10 - 19	20 - 49	50 AND OVER	TOTAL	10 - 19	20 - 49	50 AND OVER	TOTAL
MANUFACTURE OF FOOD PRODUCTS AND BEVERAGES.....	94	43	41	178	1,162	1,266	7,792	10,220
Production, processing and preserving of meat, fruit and vegetables	1	-	6	7	12	-	1,831	1,843
Manufacture of vegetable and animal oils and fats...	14	1	3	18	175	39	252	466
Manufacture of dairy products	-	-	-	-	-	-	-	-
Manufacture of grain mill products	18	13	10	41	236	451	1,094	1,781
Manufacture of prepared animal feeds	2	-	-	2	20	-	-	20
Manufacture of bakery products	48	21	11	80	597	511	1,035	2,143
Manufacture of sugar and sugar confectionery	4	1	-	5	42	28	-	70
Manufacture of macaroni and spaghetti.....	-	1	-	1	-	47	-	47
Manufacture of food products n.e.c.	5	2	2	9	52	65	212	329
Distilling, rectifying and blending of spirits	2	4	-	6	28	125	-	153
Manufacture of wines	-	-	-	-	-	-	-	-
Manufacture of malt liquors and malt	-	-	2	2	-	-	717	717
Manufacture of soft drinks & production of mineral waters	-	-	7	7	-	-	2,651	2,651
MANUFACTURE OF TOBACCO PRODUCTS	-	-	-	-	-	-	-	-
Manufacture of tobacco products.....	-	-	-	-	-	-	-	-
MANUFACTURE OF TEXTILES	5	5	5	15	71	149	1,223	1,443
Spinning, weaving and finishing of textiles	3	2	3	8	44	56	1,113	1,213
Manufacture of cordage, rope, twine and netting	-	-	-	-	-	-	-	-
Knitting mills	2	3	2	7	27	93	110	230
MANUFACTURE OF WEARING APPAREL, EXCEPT FUR APPAREL....	9	8	7	24	132	251	1,536	1,919
Manufacture of wearing apparel except fur apparel....	9	8	7	24	132	251	1,536	1,919
TANNING AND DRESSING OF LEATHER; MANUFACTURE OF FOOTWEAR, LUGGAGE AND HANDBAGS	14	11	17	42	203	327	2,532	3,062
Tanning and dressing of leather, luggage and handbags	-	1	9	10	-	43	1,817	1,860
Manufacture of footwear.....	14	10	8	32	203	284	715	1,202
MANUFACTURE OF WOOD AND OF PRODUCTS OF WOOD AND CORK, EXCEPT FURNITURE	7	2	-	9	95	60	-	155
Manufacture of wood and of products of wood and cork, except furniture.....	7	2	-	9	95	60	-	155
MANUFACTURE OF PAPER, PAPER PRODUCTS AND PRINTING.....	20	21	10	51	291	592	787	1,670
Manufacture of paper and paper products.....	2	1	2	5	27	21	183	231
Publishing and printing services.....	18	20	8	46	264	571	604	1,439
MANUFACTURE OF CHEMICALS AND CHEMICAL PRODUCTS.....	16	9	7	32	217	274	1,052	1,543
Manufacture of basic chemicals, except fertilizers and nitrogen compounds.....	-	-	-	-	-	-	-	-
Manufacture of paints, varnishes and mastics	2	3	1	6	28	105	142	275

NUMBER OF ESTABLISHMENTS AND NUMBER OF PERSONS ENGAGED BY SIZE OF PERSONS ENGAGED
AND INDUSTRIAL GROUP - PRIVATE 1998/99(1991 E.F.Y)

TABLE 4.23 (Contd..)

INDUSTRIAL GROUP	NO. OF ESTABLISHMENTS BY SIZE OF PERSONS ENGAGED				NO. OF PERSONS ENGAGED BY SIZE GROUP			
	10 - 19	20 - 49	50 AND OVER	TOTAL	10 - 19	20 - 49	50 AND OVER	TOTAL
Manufacture of pharmaceuticals, medicinal chemicals and botanical products.....	-	1	1	2	-	37	352	389
Manufacture of soap and detergents cleaning and polishing, perfumes and toilet preparations.....	12	4	5	21	163	107	558	828
Manufacture of chemical products n.e.c.	2	1	-	3	26	25	-	51
MANUFACTURE OF RUBBER AND PLASTIC PRODCUTS.....	9	8	11	28	129	274	1,224	1,627
Manufacture of rubber products.....	1	1	2	4	16	45	109	170
Manufacture of plastic products.....	8	7	9	24	113	229	1,115	1,457
MANUFACTURE OF OTHER NON-METALLIC MINERAL PRODUCTS ...	43	15	10	68	524	433	883	1,840
Manufacture of glass and glass products.....	-	-	2	2	-	-	175	175
Manufacture of structural clay products	1	2	-	3	11	63	-	74
Manufacture of cement, lime and plaster	4	-	-	4	47	-	-	47
Manufacture of articles of concrete, cement and plaster	35	12	5	52	430	345	408	1,183
Manufacture of non-metallic mineral products n.e.c..	3	1	3	7	36	25	300	361
MANUFACTURE OF BASIC IRON AND STEEL.....	-	2	1	3	-	69	53	122
Manufacture of basic iron and steel.....	-	2	1	3	-	69	53	122
MANUFACTURE OF FABRICATED METAL PRODUCTS EXCEPT MACHINERY AND EQUIPMENT	21	10	4	35	247	284	363	894
Manufacture of structural metal products, tanks, reservoirs and containers of metal	15	4	3	22	170	117	301	588
Manufacture of cutlery, hand tools and general hardware	4	2	-	6	57	49	-	106
Manufacture of other fabricated metal products	2	4	1	7	20	118	62	200
MANUFACTURE OF MACHINERY AND EQUIPMENT N.E.C.	12	7	-	19	140	219	-	359
Manufacture of pumps, compressors, taps and valves..	-	-	-	-	-	-	-	-
Manufacture of ovens, furnaces and furnace burners..	5	1	-	6	56	21	-	77
Manufacture of other general purpose machinery.....	1	-	-	1	13	-	-	13
Manufacture of machinery for food and beverage processing	5	6	-	11	60	198	-	258
Manufacture of accumulators, primary cells and and primary batteries	1	-	-	1	11	-	-	11
MANUFACTURE OF MOTOR VEHICLES, TRAILERS & SEMI-TRAILERS	2	2	6	10	25	74	947	1,046
Manufacture of bodies for motor vehicles.....	1	1	6	8	13	34	947	994
Manufacture of parts and accessories for motor vehicles and their engines.....	1	1	-	2	12	40	-	52
MANUFACTURE OF FURNITURE; MANUFACTURING N.E.C.	67	30	17	114	902	833	2,012	3,747
Manufacture of furniture; manufacturing n.e.c.....	67	30	17	114	902	833	2,012	3,747
T O T A L	319	173	136	628	4,138	5,105	20,404	29,647

NUMBER OF ESTABLISHMENTS, GROSS VALUE OF PRODUCTION, INDUSTRIAL COSTS, INDIRECT TAXES NET
AND CENSUS VALUE ADDED BY INDUSTRIAL GROUP - PUBLIC AND PRIVATE, 1998/99(1991 E.F.Y)

TABLE 4.24

(IN '000 BIRR)

INDUSTRIAL GROUP	NO.OF ESTAB.	GROSS VALUE OF PRODUCTION	INDUSTRIAL COSTS	INDIRECT TAXES NET	CENSUS VALUE ADDED	
					AT MARKET PRICE	AT FACTOR COST
MANUFACTURE OF FOOD PRODUCTS AND BEVERAGES.....	228	2,991,581	1,272,834	568,560	1,718,746	1,150,186
Production, processing and preserving of meat, fruit and vegetables	10	226,630	117,962	21,654	108,668	87,014
Manufacture of vegetable and animal oils and fats...	26	89,446	63,536	7,619	25,910	18,291
Manufacture of dairy products	1	12,436	6,438	720	5,998	5,278
Manufacture of grain mill products	50	442,846	366,343	19,719	76,503	56,784
Manufacture of prepared animal feeds	4	4,315	2,182	198	2,133	1,935
Manufacture of bakery products	85	231,680	158,754	10,778	72,927	62,148
Manufacture of sugar and sugar confectionery	9	927,516	213,693	131,976	713,822	581,846
Manufacture of macaroni and spaghetti.....	4	87,070	58,196	8,532	28,874	20,342
Manufacture of food products n.e.c.	12	46,763	25,017	2,552	21,746	19,194
Distilling, rectifying and blending of spirits	10	59,354	9,136	21,675	50,218	28,543
Manufacture of wines	2	16,822	5,055	3,391	11,767	8,376
Manufacture of malt liquors and malt	6	528,500	142,172	235,345	386,327	150,983
Manufacture of soft drinks & production of mineral waters	9	318,203	104,350	104,401	213,854	109,453
MANUFACTURE OF TOBACCO PRODUCTS	1	252,929	76,577	23,955	176,351	152,396
Manufacture of tobacco products.....	1	252,929	76,577	23,955	176,351	152,396
MANUFACTURE OF TEXTILES	36	631,850	402,504	78,081	229,346	151,265
Spinning, weaving and finishing of textiles	27	574,611	376,530	72,137	198,081	125,944
Manufacture of cordage, rope, twine and netting	2	53,018	23,559	5,644	29,459	23,815
Knitting mills	7	4,221	2,415	299	1,806	1,506
MANUFACTURE OF WEARING APPAREL, EXCEPT FUR APPAREL....	28	57,947	34,968	4,306	22,979	18,673
Manufacture of wearing apparel except fur apparel...	28	57,947	34,968	4,306	22,979	18,673
TANNING AND DRESSING OF LEATHER; MANUFACTURE OF FOOTWEAR, LUGGAGE AND HANDBAGS	49	565,694	347,300	40,894	218,394	177,500
Tanning and dressing of leather, luggage and handbags	14	369,471	226,721	21,536	142,749	121,214
Manufacture of footwear.....	35	196,224	120,579	19,358	75,645	56,286
MANUFACTURE OF WOOD AND OF PRODUCTS OF WOOD AND CORK, EXCEPT FURNITURE	16	36,502	15,914	3,326	20,588	17,262
Manufacture of wood and of products of wood and cork, except furniture.....	16	36,502	15,914	3,326	20,588	17,262
MANUFACTURE OF PAPER, PAPER PRODUCTS AND PRINTING.....	60	288,047	152,849	10,677	135,199	124,522
Manufacture of paper and paper products.....	7	88,508	58,918	2,974	29,590	26,615
Publishing and printing services.....	53	199,540	93,931	7,703	105,609	97,906
MANUFACTURE OF CHEMICALS AND CHEMICAL PRODUCTS.....	43	396,340	254,479	32,370	141,861	109,490
Manufacture of basic chemicals, except fertilizers and nitrogen compounds.....	4	31,368	13,203	4,002	18,165	14,163
Manufacture of paints, varnishes and mastics	8	108,676	68,869	9,959	39,807	29,849

NUMBER OF ESTABLISHMENTS, GROSS VALUE OF PRODUCTION, INDUSTRIAL COSTS, INDIRECT TAXES NET
AND CENSUS VALUE ADDED BY INDUSTRIAL GROUP - PUBLIC AND PRIVATE, 1998/99(1991 E.F.Y)

TABLE 4.24 (Cont..)

(IN '000 BIRR)

INDUSTRIAL GROUP	NO.OF ESTAB.	GROSS VALUE OF PRODUCTION	INDUSTRIAL COSTS	INDIRECT TAXES NET	CENSUS VALUE ADDED	
					AT MARKET PRICE	AT FACTOR COST
Manufacture of pharmaceuticals, medicinal chemicals and botanical products.....	3	112,450	76,185	5,228	36,265	31,037
Manufacture of soap and detergents cleaning and polishing, perfumes and toilet preparations.....	23	128,406	87,000	11,816	41,406	29,590
Manufacture of chemical products n.e.c.	5	15,440	9,222	1,366	6,217	4,852
MANUFACTURE OF RUBBER AND PLASTIC PRODCUTS.....	32	340,870	182,853	39,420	158,017	118,597
Manufacture of rubber products.....	5	154,936	77,533	18,537	77,403	58,866
Manufacture of plastic products.....	27	185,934	105,320	20,883	80,615	59,732
MANUFACTURE OF OTHER NON-METALLIC MINERAL PRODUCTS ...	88	567,797	294,735	50,854	273,062	222,208
Manufacture of glass and glass products.....	3	26,182	9,157	2,099	17,026	14,926
Manufacture of structural clay products	6	12,130	5,793	1,133	6,337	5,203
Manufacture of cement, lime and plaster	9	383,112	205,781	40,694	177,331	136,637
Manufacture of articles of concrete, cement and plaster	59	75,696	39,353	3,262	36,344	33,081
Manufacture of non-metallic mineral products n.e.c..	11	70,676	34,651	3,665	36,025	32,360
MANUFACTURE OF BASIC IRON AND STEEL.....	6	210,631	145,073	23,765	65,558	41,793
Manufacture of basic iron and steel.....	6	210,631	145,073	23,765	65,558	41,793
MANUFACTURE OF FABRICATED METAL PRODUCTS EXCEPT MACHINERY AND EQUIPMENT	40	87,468	45,312	8,562	42,156	33,594
Manufacture of structural metal products, tanks, reservoirs and containers of metal	22	16,246	9,643	1,527	6,603	5,075
Manufacture of cutlery, hand tools and general hardware	8	15,427	9,014	1,201	6,414	5,212
Manufacture of other fabricated metal products	10	55,795	26,656	5,833	29,139	23,306
MANUFACTURE OF MACHINERY AND EQUIPMENT N.E.C.	20	6,530	3,380	381	3,150	2,769
Manufacture of pumps, compressors, taps and valves..	-	-	-	-	-	-
Manufacture of ovens, furnaces and furnace burners..	6	1,106	669	77	438	361
Manufacture of other general purpose machinery.....	1	98	35	10	62	52
Manufacture of machinery for food and beverage processing	11	4,521	2,236	208	2,285	2,077
Manufacture of accumulators, primary cells and and primary batteries	2	805	440	86	365	279
MANUFACTURE OF MOTOR VEHICLES, TRAILERS & SEMI-TRAILERS	11	720,106	591,248	9,256	128,858	119,602
Manufacture of bodies for motor vehicles.....	9	716,558	590,780	9,252	125,779	116,527
Manufacture of parts and accessories for motor vehicles and their engines.....	2	3,548	468	4	3,080	3,076
MANUFACTURE OF FURNITURE; MANUFACTURING N.E.C.	121	118,023	59,856	9,130	58,167	49,037
Manufacture of furniture; manufacturing n.e.c.....	121	118,023	59,856	9,130	58,167	49,037
T O T A L	779	7,272,316	3,879,883	903,537	3,392,432	2,488,895

NUMBER OF ESTABLISHMENTS, GROSS VALUE OF PRODUCTION, INDUSTRIAL COSTS, INDIRECT TAXES NET
AND CENSUS VALUE ADDED BY INDUSTRIAL GROUP - PUBLIC, 1998/99(1991 E.F.Y)

TABLE 4.25

(IN '000 BIRR)

INDUSTRIAL GROUP	NO.OF ESTAB.	GROSS VALUE OF PRODUCTION	INDUSTRIAL COSTS	INDIRECT TAXES NET	CENSUS VALUE ADDED	
					AT MARKET PRICE	AT FACTOR COST
MANUFACTURE OF FOOD PRODUCTS AND BEVERAGES.....	50	2,082,769	780,042	386,673	1,302,727	916,054
Production, processing and preserving of meat, fruit and vegetables	3	71,393	38,403	6,275	32,990	26,715
Manufacture of vegetable and animal oils and fats...	8	63,629	45,090	6,222	18,539	12,317
Manufacture of dairy products	1	12,436	6,438	720	5,998	5,278
Manufacture of grain mill products	9	238,597	200,772	10,767	37,825	27,058
Manufacture of prepared animal feeds	2	4,093	2,072	187	2,021	1,834
Manufacture of bakery products	5	147,397	98,792	7,006	48,605	41,598
Manufacture of sugar and sugar confectionery	4	926,141	212,561	131,919	713,581	581,662
Manufacture of macaroni and spaghetti.....	3	80,690	53,779	8,248	26,911	18,663
Manufacture of food products n.e.c.	3	26,369	10,076	2,376	16,293	13,916
Distilling, rectifying and blending of spirits	4	51,530	5,782	19,657	45,748	26,091
Manufacture of wines	2	16,822	5,055	3,391	11,767	8,376
Manufacture of malt liquors and malt	4	379,434	89,891	176,626	289,543	112,917
Manufacture of soft drinks & production of mineral waters	2	64,238	11,331	13,279	52,907	39,628
MANUFACTURE OF TOBACCO PRODUCTS	1	252,929	76,577	23,955	176,351	152,396
Manufacture of tobacco products.....	1	252,929	76,577	23,955	176,351	152,396
MANUFACTURE OF TEXTILES	21	607,593	387,114	77,327	220,478	143,151
Spinning, weaving and finishing of textiles	19	554,575	363,556	71,683	191,019	119,336
Manufacture of cordage, rope, twine and netting	2	53,018	23,559	5,644	29,459	23,815
Knitting mills	-	-	-	-	-	-
MANUFACTURE OF WEARING APPAREL, EXCEPT FUR APPAREL....	4	28,298	16,243	2,460	12,054	9,594
Manufacture of wearing apparel except fur apparel...	4	28,298	16,243	2,460	12,054	9,594
TANNING AND DRESSING OF LEATHER; MANUFACTURE OF FOOTWEAR, LUGGAGE AND HANDBAGS	7	267,552	142,693	25,398	124,859	99,461
Tanning and dressing of leather, luggage and handbags	4	163,640	83,309	14,296	80,331	66,035
Manufacture of footwear.....	3	103,912	59,384	11,102	44,528	33,426
MANUFACTURE OF WOOD AND OF PRODUCTS OF WOOD AND CORK, EXCEPT FURNITURE	7	31,482	14,423	3,177	17,060	13,883
Manufacture of wood and of products of wood and cork, except furniture.....	7	31,482	14,423	3,177	17,060	13,883
MANUFACTURE OF PAPER, PAPER PRODUCTS AND PRINTING	9	200,889	109,156	6,218	91,733	85,516
Manufacture of paper and paper products.....	2	67,348	47,690	958	19,658	18,700
Publishing and printing services.....	7	133,541	61,466	5,259	72,075	66,816
MANUFACTURE OF CHEMICALS AND CHEMICAL PRODUCTS.....	11	213,259	130,162	17,947	83,097	65,149
Manufacture of basic chemicals, except fertilizers and nitrogen compounds.....	4	31,368	13,203	4,002	18,165	14,163
Manufacture of paints, varnishes and mastics	2	48,876	28,545	5,118	20,332	15,214

NUMBER OF ESTABLISHMENTS, GROSS VALUE OF PRODUCTION, INDUSTRIAL COSTS, INDIRECT TAXES NET
AND CENSUS VALUE ADDED BY INDUSTRIAL GROUP - PUBLIC, 1998/99 (1991 E.F.Y)

TABLE 4.25 (Cont..)

(IN '000 BIRR)

INDUSTRIAL GROUP	NO.OF ESTAB.	GROSS VALUE OF PRODUCTION	INDUSTRIAL COSTS	INDIRECT TAXES NET	CENSUS VALUE ADDED	
					AT MARKET PRICE	AT FACTOR COST
Manufacture of pharmaceuticals, medicinal chemicals and botanical products.....	1	87,982	60,066	4,180	27,916	23,736
Manufacture of soap and detergents cleaning and polishing, perfumes and toilet preparations.....	2	36,950	22,936	4,026	14,014	9,988
Manufacture of chemical products n.e.c.	2	8,082	5,412	623	2,670	2,047
MANUFACTURE OF RUBBER AND PLASTIC PRODCUTS.....	4	224,653	117,072	26,930	107,581	80,652
Manufacture of rubber products.....	1	148,289	74,441	18,125	73,848	55,723
Manufacture of plastic products.....	3	76,365	42,631	8,805	33,733	24,929
MANUFACTURE OF OTHER NON-METALLIC MINERAL PRODUCTS ...	20	497,720	260,252	48,581	237,468	188,887
Manufacture of glass and glass products.....	1	23,058	8,214	2,099	14,844	12,745
Manufacture of structural clay products	3	11,495	5,502	1,062	5,994	4,932
Manufacture of cement, lime and plaster	5	382,134	205,180	40,629	176,955	136,325
Manufacture of articles of concrete, cement and plaster	7	57,748	29,498	2,420	28,250	25,830
Manufacture of non-metallic mineral products n.e.c..	4	23,285	11,859	2,370	11,426	9,055
MANUFACTURE OF BASIC IRON AND STEEL.....	3	174,591	116,634	19,760	57,957	38,197
Manufacture of basic iron and steel.....	3	174,591	116,634	19,760	57,957	38,197
MANUFACTURE OF FABRICATED METAL PRODUCTS EXCEPT MACHINERY AND EQUIPMENT	5	58,832	29,784	5,869	29,049	23,180
Manufacture of structural metal products, tanks, reservoirs and containers of metal	-	-	-	-	-	-
Manufacture of cutlery, hand tools and general hardware	2	12,043	6,456	894	5,587	4,692
Manufacture of other fabricated metal products	3	46,790	23,328	4,975	23,462	18,488
MANUFACTURE OF MACHINERY AND EQUIPMENT N.E.C.	1	636	372	69	264	195
Manufacture of pumps, compressors, taps and valves..	-	-	-	-	-	-
Manufacture of ovens, furnaces and furnace burners..	-	-	-	-	-	-
Manufacture of other general purpose machinery.....	-	-	-	-	-	-
Manufacture of machinery for food and beverage processing	-	-	-	-	-	-
Manufacture of accumulators, primary cells and and primary batteries	1	636	372	69	264	195
MANUFACTURE OF MOTOR VEHICLES, TRAILERS & SEMI-TRAILERS	1	12,785	2,678	1,638	10,107	8,469
Manufacture of bodies for motor vehicles.....	1	12,785	2,678	1,638	10,107	8,469
Manufacture of parts and accessories for motor vehicles and their engines.....	-	-	-	-	-	-
MANUFACTURE OF FURNITURE; MANUFACTURING N.E.C.	7	14,560	6,258	211	8,301	8,090
Manufacture of furniture; manufacturing n.e.c.....	7	14,560	6,258	211	8,301	8,090
T O T A L	151	4,668,546	2,189,461	646,212	2,479,086	1,832,874

NUMBER OF ESTABLISHMENTS, GROSS VALUE OF PRODUCTION, INDUSTRIAL COSTS, INDIRECT TAXES NET
AND CENSUS VALUE ADDED BY INDUSTRIAL GROUP - PRIVATE, 1998/99(1991 E.F.Y)

TABLE 4.26

(IN '000 BIRR)

INDUSTRIAL GROUP	NO.OF ESTAB.	GROSS VALUE OF PRODUCTION	INDUSTRIAL COSTS	INDIRECT TAXES NET	CENSUS VALUE ADDED	
					AT MARKET PRICE	AT FACTOR COST
MANUFACTURE OF FOOD PRODUCTS AND BEVERAGES.....	178	908,812	492,792	181,888	416,020	234,132
Production, processing and preserving of meat, fruit and vegetables	7	155,237	79,559	15,379	75,678	60,299
Manufacture of vegetable and animal oils and fats...	18	25,818	18,447	1,397	7,371	5,973
Manufacture of dairy products	-	-	-	-	-	-
Manufacture of grain mill products	41	204,249	165,571	8,952	38,678	29,726
Manufacture of prepared animal feeds	2	221	109	12	112	100
Manufacture of bakery products	80	84,284	59,962	3,772	24,322	20,550
Manufacture of sugar and sugar confectionery	5	1,374	1,133	57	242	185
Manufacture of macaroni and spaghetti.....	1	6,380	4,417	284	1,963	1,679
Manufacture of food products n.e.c.	9	20,394	14,941	176	5,453	5,278
Distilling, rectifying and blending of spirits	6	7,824	3,354	2,018	4,470	2,452
Manufacture of wines	-	-	-	-	-	-
Manufacture of malt liquors and malt	2	149,065	52,281	58,719	96,784	38,065
Manufacture of soft drinks & production of mineral waters	7	253,965	93,019	91,122	160,947	69,825
MANUFACTURE OF TOBACCO PRODUCTS	-	-	-	-	-	-
Manufacture of tobacco products.....	-	-	-	-	-	-
MANUFACTURE OF TEXTILES	15	24,257	15,390	754	8,868	8,114
Spinning, weaving and finishing of textiles	8	20,037	12,974	455	7,062	6,607
Manufacture of cordage, rope, twine and netting	-	-	-	-	-	-
Knitting mills	7	4,221	2,415	299	1,806	1,506
MANUFACTURE OF WEARING APPAREL, EXCEPT FUR APPAREL....	24	29,650	18,725	1,846	10,925	9,079
Manufacture of wearing apparel except fur apparel...	24	29,650	18,725	1,846	10,925	9,079
TANNING AND DRESSING OF LEATHER; MANUFACTURE OF FOOTWEAR, LUGGAGE AND HANDBAGS	42	298,143	204,607	15,496	93,535	78,039
Tanning and dressing of leather, luggage and handbags	10	205,831	143,412	7,240	62,419	55,179
Manufacture of footwear.....	32	92,312	61,195	8,257	31,117	22,860
MANUFACTURE OF WOOD AND OF PRODUCTS OF WOOD AND CORK, EXCEPT FURNITURE	9	5,019	1,491	149	3,528	3,379
Manufacture of wood and of products of wood and cork, except furniture.....	9	5,019	1,491	149	3,528	3,379
MANUFACTURE OF PAPER, PAPER PRODUCTS AND PRINTING	51	87,158	43,693	4,459	43,465	39,006
Manufacture of paper and paper products.....	5	21,159	11,228	2,016	9,932	7,916
Publishing and printing services.....	46	65,999	32,465	2,444	33,534	31,090
MANUFACTURE OF CHEMICALS AND CHEMICAL PRODUCTS.....	32	183,082	124,317	14,423	58,764	44,341
Manufacture of basic chemicals, except fertilizers and nitrogen compounds.....	-	-	-	-	-	-
Manufacture of paints, varnishes and mastics	6	59,800	40,324	4,841	19,476	14,635

NUMBER OF ESTABLISHMENTS, GROSS VALUE OF PRODUCTION, INDUSTRIAL COSTS, INDIRECT TAXES NET
AND CENSUS VALUE ADDED BY INDUSTRIAL GROUP - PRIVATE, 1998/99(1991 E.F.Y)

TABLE 4.26 (Cont..)

(IN '000 BIRR)

INDUSTRIAL GROUP	NO.OF ESTAB.	GROSS VALUE OF PRODUCTION	INDUSTRIAL COSTS	INDIRECT TAXES NET	CENSUS VALUE ADDED	
					AT MARKET PRICE	AT FACTOR COST
Manufacture of pharmaceuticals, medicinal chemicals and botanical products.....	2	24,468	16,119	1,049	8,349	7,300
Manufacture of soap and detergents cleaning and polishing, perfumes and toilet preparations.....	21	91,456	64,064	7,790	27,392	19,602
Manufacture of chemical products n.e.c.	3	7,358	3,810	743	3,548	2,804
MANUFACTURE OF RUBBER AND PLASTIC PRODCUTS.....	28	116,217	65,780	12,490	50,436	37,946
Manufacture of rubber products.....	4	6,647	3,092	412	3,555	3,143
Manufacture of plastic products.....	24	109,570	62,688	12,078	46,882	34,803
MANUFACTURE OF OTHER NON-METALLIC MINERAL PRODUCTS ...	68	70,077	34,483	2,273	35,594	33,321
Manufacture of glass and glass products.....	2	3,124	943	-	2,182	2,182
Manufacture of structural clay products	3	635	292	71	343	272
Manufacture of cement, lime and plaster	4	978	602	65	377	312
Manufacture of articles of concrete, cement and plaster	52	17,948	9,855	842	8,093	7,251
Manufacture of non-metallic mineral products n.e.c..	7	47,391	22,792	1,295	24,599	23,305
MANUFACTURE OF BASIC IRON AND STEEL.....	3	36,040	28,439	4,004	7,601	3,596
Manufacture of basic iron and steel.....	3	36,040	28,439	4,004	7,601	3,596
MANUFACTURE OF FABRICATED METAL PRODUCTS EXCEPT MACHINERY AND EQUIPMENT	35	28,635	15,528	2,693	13,107	10,414
Manufacture of structural metal products, tanks, reservoirs and containers of metal	22	16,246	9,643	1,527	6,603	5,075
Manufacture of cutlery, hand tools and general hardware	6	3,384	2,558	307	827	520
Manufacture of other fabricated metal products	7	9,005	3,328	858	5,677	4,819
MANUFACTURE OF MACHINERY AND EQUIPMENT N.E.C.	19	5,894	3,008	312	2,886	2,574
Manufacture of pumps, compressors, taps and valves..	-	-	-	-	-	-
Manufacture of ovens, furnaces and furnace burners..	6	1,106	669	77	438	361
Manufacture of other general purpose machinery.....	1	98	35	10	62	52
Manufacture of machinery for food and beverage processing	11	4,521	2,236	208	2,285	2,077
Manufacture of accumulators, primary cells and and primary batteries	1	169	68	17	101	84
MANUFACTURE OF MOTOR VEHICLES, TRAILERS & SEMI-TRAILERS	10	707,322	588,570	7,618	118,752	111,133
Manufacture of bodies for motor vehicles.....	8	703,774	588,102	7,614	115,672	108,058
Manufacture of parts and accessories for motor vehicles and their engines.....	2	3,548	468	4	3,080	3,076
MANUFACTURE OF FURNITURE; MANUFACTURING N.E.C.	114	103,463	53,597	8,920	49,866	40,946
Manufacture of furniture; manufacturing n.e.c.....	114	103,463	53,597	8,920	49,866	40,946
T O T A L	628	2,603,769	1,690,423	257,325	913,346	656,021

NUMBER OF ESTABLISHMENTS, GROSS VALUE OF PRODUCTION, INDUSTRIAL AND NON-INDUSTRIAL COSTS, INDIRECT TAXES
NET AND VALUE ADDED IN THE NATIONAL ACCOUNT CONCEPT BY INDUSTRIAL GROUP
PUBLIC AND PRIVATE - 1998/99(1991 E.F.Y)

TABLE 4.27

(IN '000 BIRR)

INDUSTRIAL GROUP	NO.OF ESTAB.	GROSS VALUE OF PRODUCTION	INDUSTRIAL AND NON- INDUSTRIAL COSTS	INDIRECT TAXES NET	VALUE ADDED IN THE NATIONAL ACCOUNT CONCEPT	
					AT MARKET PRICE	AT FACTOR COST
MANUFACTURE OF FOOD PRODUCTS AND BEVERAGES.....	228	2,991,581	1,497,680	568,560	1,493,901	925,341
Production, processing and preserving of meat, fruit and vegetables	10	226,630	130,243	21,654	96,387	74,733
Manufacture of vegetable and animal oils and fats....	26	89,446	69,504	7,619	19,942	12,323
Manufacture of dairy products	1	12,436	8,364	720	4,072	3,352
Manufacture of grain mill products	50	442,846	382,030	19,719	60,816	41,098
Manufacture of prepared animal feeds	4	4,315	2,880	198	1,435	1,236
Manufacture of bakery products	85	231,680	166,588	10,778	65,092	54,314
Manufacture of sugar and sugar confectionery	9	927,516	256,486	131,976	671,029	539,053
Manufacture of macaroni and spaghetti.....	4	87,070	60,555	8,532	26,515	17,983
Manufacture of food products n.e.c.	12	46,763	29,124	2,552	17,639	15,087
Distilling, rectifying and blending of spirits	10	59,354	13,953	21,675	45,401	23,726
Manufacture of wines	2	16,822	7,671	3,391	9,151	5,760
Manufacture of malt liquors and malt	6	528,500	217,516	235,345	310,984	75,639
Manufacture of soft drinks & production of mineral waters	9	318,203	152,765	104,401	165,438	61,037
MANUFACTURE OF TOBACCO PRODUCTS	1	252,929	93,832	23,955	159,097	135,141
Manufacture of tobacco products.....	1	252,929	93,832	23,955	159,097	135,141
MANUFACTURE OF TEXTILES	36	631,850	434,205	78,081	197,646	119,565
Spinning, weaving and finishing of textiles	27	574,611	404,493	72,137	170,118	97,981
Manufacture of cordage, rope, twine and netting	2	53,018	27,119	5,644	25,899	20,255
Knitting mills	7	4,221	2,593	299	1,628	1,329
MANUFACTURE OF WEARING APPAREL, EXCEPT FUR APPAREL.....	28	57,947	41,368	4,306	16,579	12,273
Manufacture of wearing apparel except fur apparel....	28	57,947	41,368	4,306	16,579	12,273
TANNING AND DRESSING OF LEATHER; MANUFACTURE OF FOOTWEAR, LUGGAGE AND HANDBAGS	49	565,694	383,357	40,894	182,338	141,443
Tanning and dressing of leather, luggage and handbags.	14	369,471	254,514	21,536	114,957	93,421
Manufacture of footwear.....	35	196,224	128,843	19,358	67,381	48,023
MANUFACTURE OF WOOD AND OF PRODUCTS OF WOOD AND CORK, EXCEPT FURNITURE	16	36,502	19,181	3,326	17,321	13,995
Manufacture of wood and of products of wood and cork, except furniture.....	16	36,502	19,181	3,326	17,321	13,995
MANUFACTURE OF PAPER, PAPER PRODUCTS AND PRINTING	60	288,047	169,694	10,677	118,353	107,676
Manufacture of paper and paper products.....	7	88,508	64,656	2,974	23,852	20,878
Publishing and printing services.....	53	199,540	105,038	7,703	94,502	86,799
MANUFACTURE OF CHEMICALS AND CHEMICAL PRODUCTS.....	43	396,340	289,576	32,370	106,765	74,394
Manufacture of basic chemicals, except fertilizers and nitrogen compounds.....	4	31,368	24,105	4,002	7,263	3,261
Manufacture of paints, varnishes and mastics	8	108,676	72,279	9,959	36,398	26,439

NUMBER OF ESTABLISHMENTS, GROSS VALUE OF PRODUCTION, INDUSTRIAL AND NON-INDUSTRIAL COSTS, INDIRECT TAXES
NET AND VALUE ADDED IN THE NATIONAL ACCOUNT CONCEPT BY INDUSTRIAL GROUP
PUBLIC AND PRIVATE - 1998/99(1991 E.F.Y)

TABLE 4.27 (Contd..)

(IN '000 BIRR)

INDUSTRIAL GROUP	NO.OF ESTAB.	GROSS VALUE OF PRODUCTION	INDUSTRIAL AND NON- INDUSTRIAL COSTS	INDIRECT TAXES NET	VALUE ADDED IN THE NATIONAL ACCOUNT CONCEPT	
					AT MARKET PRICE	AT FACTOR COST
Manufacture of pharmaceuticals, medicinal chemicals and botanical products.....	3	112,450	84,445	5,228	28,005	22,777
Manufacture of soap and detergents cleaning and polishing, perfumes and toilet preparations.....	23	128,406	98,804	11,816	29,602	17,787
Manufacture of chemical products n.e.c.	5	15,440	9,943	1,366	5,497	4,131
MANUFACTURE OF RUBBER AND PLASTIC PRODCUTS.....	32	340,870	205,184	39,420	135,686	96,266
Manufacture of rubber products.....	5	154,936	90,502	18,537	64,434	45,897
Manufacture of plastic products.....	27	185,934	114,682	20,883	71,252	50,369
MANUFACTURE OF OTHER NON-METALLIC MINERAL PRODUCTS	88	567,797	343,987	50,854	223,810	172,957
Manufacture of glass and glass products.....	3	26,182	11,121	2,099	15,061	12,962
Manufacture of structural clay products	6	12,130	7,136	1,133	4,994	3,861
Manufacture of cement, lime and plaster	9	383,112	228,248	40,694	154,865	114,171
Manufacture of articles of concrete, cement and plaster	59	75,696	47,345	3,262	28,351	25,089
Manufacture of non-metallic mineral products n.e.c....	11	70,676	50,136	3,665	20,540	16,875
MANUFACTURE OF BASIC IRON AND STEEL.....	6	210,631	152,070	23,765	58,561	34,797
Manufacture of basic iron and steel.....	6	210,631	152,070	23,765	58,561	34,797
MANUFACTURE OF FABRICATED METAL PRODUCTS EXCEPT MACHINERY AND EQUIPMENT	40	87,468	52,925	8,562	34,543	25,981
Manufacture of structural metal products, tanks, reservoirs and containers of metal	22	16,246	10,874	1,527	5,372	3,844
Manufacture of cutlery, hand tools and general hardware	8	15,427	10,398	1,201	5,029	3,828
Manufacture of other fabricated metal products	10	55,795	31,653	5,833	24,142	18,309
MANUFACTURE OF MACHINERY AND EQUIPMENT N.E.C.	20	6,530	4,005	381	2,525	2,145
Manufacture of pumps, compressors, taps and valves...	-	-	-	-	-	-
Manufacture of ovens, furnaces and furnace burners...	6	1,106	718	77	388	312
Manufacture of other general purpose machinery.....	1	98	40	10	58	48
Manufacture of machinery for food and beverage processing	11	4,521	2,645	208	1,876	1,669
Manufacture of accumulators, primary cells and and primary batteries	2	805	602	86	203	116
MANUFACTURE OF MOTOR VEHICLES, TRAILERS & SEMI-TRAILERS.	11	720,106	628,140	9,256	91,967	82,711
Manufacture of bodies for motor vehicles.....	9	716,558	627,483	9,252	89,075	79,823
Manufacture of parts and accessories for motor vehicles and their engines.....	2	3,548	657	4	2,891	2,887
MANUFACTURE OF FURNITURE; MANUFACTURING N.E.C.	121	118,023	70,653	9,130	47,370	38,239
Manufacture of furniture; manufacturing n.e.c.....	121	118,023	70,653	9,130	47,370	38,239
T O T A L	779	7,272,316	4,385,854	903,537	2,886,462	1,982,925

NUMBER OF ESTABLISHMENTS, GROSS VALUE OF PRODUCTION, INDUSTRIAL AND NON-INDUSTRIAL COSTS, INDIRECT TAXES
NET AND VALUE ADDED IN THE NATIONAL ACCOUNT CONCEPT BY INDUSTRIAL GROUP
PUBLIC - 1998/99(1991 E.F.Y)

TABLE 4.28

(IN '000 BIRR)

INDUSTRIAL GROUP	NO.OF ESTAB.	GROSS VALUE OF PRODUCTION	INDUSTRIAL AND NON- INDUSTRIAL COSTS	INDIRECT TAXES NET	VALUE ADDED IN THE NATIONAL ACCOUNT CONCEPT	
					AT MARKET PRICE	AT FACTOR COST
MANUFACTURE OF FOOD PRODUCTS AND BEVERAGES.....	50	2,082,769	897,903	386,673	1,184,866	798,193
Production, processing and preserving of meat, fruit and vegetables	3	71,393	41,825	6,275	29,568	23,293
Manufacture of vegetable and animal oils and fats....	8	63,629	50,101	6,222	13,527	7,306
Manufacture of dairy products	1	12,436	8,364	720	4,072	3,352
Manufacture of grain mill products	9	238,597	209,338	10,767	29,259	18,492
Manufacture of prepared animal feeds	2	4,093	2,749	187	1,344	1,157
Manufacture of bakery products	5	147,397	103,306	7,006	44,090	37,084
Manufacture of sugar and sugar confectionery	4	926,141	255,335	131,919	670,806	538,887
Manufacture of macaroni and spaghetti.....	3	80,690	55,958	8,248	24,732	16,484
Manufacture of food products n.e.c.	3	26,369	11,089	2,376	15,280	12,904
Distilling, rectifying and blending of spirits	4	51,530	9,503	19,657	42,026	22,369
Manufacture of wines	2	16,822	7,671	3,391	9,151	5,760
Manufacture of malt liquors and malt	4	379,434	120,722	176,626	258,712	82,086
Manufacture of soft drinks & production of mineral waters	2	64,238	21,940	13,279	42,298	29,019
MANUFACTURE OF TOBACCO PRODUCTS	1	252,929	93,832	23,955	159,097	135,141
Manufacture of tobacco products.....	1	252,929	93,832	23,955	159,097	135,141
MANUFACTURE OF TEXTILES	21	607,593	416,760	77,327	190,833	113,506
Spinning, weaving and finishing of textiles	19	554,575	389,642	71,683	164,933	93,250
Manufacture of cordage, rope, twine and netting	2	53,018	27,119	5,644	25,899	20,255
Knitting mills	-	-	-	-	-	-
MANUFACTURE OF WEARING APPAREL, EXCEPT FUR APPAREL.....	4	28,298	18,379	2,460	9,919	7,459
Manufacture of wearing apparel except fur apparel....	4	28,298	18,379	2,460	9,919	7,459
TANNING AND DRESSING OF LEATHER; MANUFACTURE OF FOOTWEAR, LUGGAGE AND HANDBAGS	7	267,552	158,361	25,398	109,190	83,793
Tanning and dressing of leather, luggage and handbags.	4	163,640	94,286	14,296	69,354	55,058
Manufacture of footwear.....	3	103,912	64,076	11,102	39,836	28,734
MANUFACTURE OF WOOD AND OF PRODUCTS OF WOOD AND CORK, EXCEPT FURNITURE	7	31,482	17,473	3,177	14,009	10,833
Manufacture of wood and of products of wood and cork, except furniture.....	7	31,482	17,473	3,177	14,009	10,833
MANUFACTURE OF PAPER, PAPER PRODUCTS AND PRINTING	9	200,889	119,473	6,218	81,417	75,199
Manufacture of paper and paper products.....	2	67,348	51,544	958	15,804	14,846
Publishing and printing services.....	7	133,541	67,929	5,259	65,612	60,353
MANUFACTURE OF CHEMICALS AND CHEMICAL PRODUCTS.....	11	213,259	147,945	17,947	65,313	47,366
Manufacture of basic chemicals, except fertilizers and nitrogen compounds.....	4	31,368	24,105	4,002	7,263	3,261
Manufacture of paints, varnishes and mastics	2	48,876	29,931	5,118	18,946	13,828

NUMBER OF ESTABLISHMENTS, GROSS VALUE OF PRODUCTION, INDUSTRIAL AND NON-INDUSTRIAL COSTS, INDIRECT TAXES
NET AND VALUE ADDED IN THE NATIONAL ACCOUNT CONCEPT BY INDUSTRIAL GROUP
PUBLIC - 1998/99(1991 E.F.Y)

TABLE 4.28 (Contd..)

(IN '000 BIRR)

INDUSTRIAL GROUP	NO.OF ESTAB.	GROSS VALUE OF PRODUCTION	INDUSTRIAL AND NON- INDUSTRIAL COSTS	INDIRECT TAXES NET	VALUE ADDED IN THE NATIONAL ACCOUNT CONCEPT	
					AT MARKET PRICE	AT FACTOR COST
Manufacture of pharmaceuticals, medicinal chemicals and botanical products.....	1	87,982	64,149	4,180	23,833	19,653
Manufacture of soap and detergents cleaning and polishing, perfumes and toilet preparations.....	2	36,950	24,130	4,026	12,821	8,795
Manufacture of chemical products n.e.c.	2	8,082	5,630	623	2,451	1,829
MANUFACTURE OF RUBBER AND PLASTIC PROCDUCTS.....	4	224,653	132,152	26,930	92,501	65,572
Manufacture of rubber products.....	1	148,289	86,460	18,125	61,829	43,704
Manufacture of plastic products.....	3	76,365	45,692	8,805	30,672	21,868
MANUFACTURE OF OTHER NON-METALLIC MINERAL PRODUCTS	20	497,720	294,516	48,581	203,204	154,623
Manufacture of glass and glass products.....	1	23,058	9,886	2,099	13,172	11,072
Manufacture of structural clay products	3	11,495	6,821	1,062	4,674	3,612
Manufacture of cement, lime and plaster	5	382,134	227,631	40,629	154,503	113,874
Manufacture of articles of concrete, cement and plaster	7	57,748	35,575	2,420	22,173	19,754
Manufacture of non-metallic mineral products n.e.c....	4	23,285	14,604	2,370	8,681	6,311
MANUFACTURE OF BASIC IRON AND STEEL.....	3	174,591	120,272	19,760	54,318	34,558
Manufacture of basic iron and steel.....	3	174,591	120,272	19,760	54,318	34,558
MANUFACTURE OF FABRICATED METAL PRODUCTS EXCEPT MACHINERY AND EQUIPMENT	5	58,832	34,862	5,869	23,970	18,101
Manufacture of structural metal products, tanks, reservoirs and containers of metal	-	-	-	-	-	-
Manufacture of cutlery, hand tools and general hardware	2	12,043	7,542	894	4,501	3,607
Manufacture of other fabricated metal products	3	46,790	27,321	4,975	19,469	14,495
MANUFACTURE OF MACHINERY AND EQUIPMENT N.E.C.	1	636	507	69	129	60
Manufacture of pumps, compressors, taps and valves...	-	-	-	-	-	-
Manufacture of ovens, furnaces and furnace burners...	-	-	-	-	-	-
Manufacture of other general purpose machinery.....	-	-	-	-	-	-
Manufacture of machinery for food and beverage processing	-	-	-	-	-	-
Manufacture of accumulators, primary cells and and primary batteries	1	636	507	69	129	60
MANUFACTURE OF MOTOR VEHICLES, TRAILERS & SEMI-TRAILERS.	1	12,785	3,854	1,638	8,931	7,293
Manufacture of bodies for motor vehicles.....	1	12,785	3,854	1,638	8,931	7,293
Manufacture of parts and accessories for motor vehicles and their engines.....	-	-	-	-	-	-
MANUFACTURE OF FURNITURE; MANUFACTURING N.E.C.	7	14,560	7,217	211	7,342	7,131
Manufacture of furniture; manufacturing n.e.c.....	7	14,560	7,217	211	7,342	7,131
T O T A L	151	4,668,546	2,463,508	646,212	2,205,039	1,558,827

NUMBER OF ESTABLISHMENTS, GROSS VALUE OF PRODUCTION, INDUSTRIAL AND NON-INDUSTRIAL COSTS, INDIRECT TAXES
NET AND VALUE ADDED IN THE NATIONAL ACCOUNT CONCEPT BY INDUSTRIAL GROUP
PRIVATE - 1998/99(1991 E.F.Y)

TABLE 4.29

(IN '000 BIRR)

INDUSTRIAL GROUP	NO.OF ESTAB.	GROSS VALUE OF PRODUCTION	INDUSTRIAL AND NON- INDUSTRIAL COSTS	INDIRECT TAXES NET	VALUE ADDED IN THE NATIONAL ACCOUNT CONCEPT	
					AT MARKET PRICE	AT FACTOR COST
MANUFACTURE OF FOOD PRODUCTS AND BEVERAGES.....	178	908,812	599,776	181,888	309,036	127,148
Production, processing and preserving of meat, fruit and vegetables	7	155,237	88,418	15,379	66,819	51,440
Manufacture of vegetable and animal oils and fats....	18	25,818	19,403	1,397	6,415	5,017
Manufacture of dairy products	-	-	-	-	-	-
Manufacture of grain mill products	41	204,249	172,692	8,952	31,557	22,605
Manufacture of prepared animal feeds	2	221	131	12	91	79
Manufacture of bakery products	80	84,284	63,282	3,772	21,002	17,230
Manufacture of sugar and sugar confectionery	5	1,374	1,151	57	223	166
Manufacture of macaroni and spaghetti.....	1	6,380	4,597	284	1,783	1,500
Manufacture of food products n.e.c.	9	20,394	18,035	176	2,359	2,183
Distilling, rectifying and blending of spirits	6	7,824	4,449	2,018	3,375	1,357
Manufacture of wines	-	-	-	-	-	-
Manufacture of malt liquors and malt	2	149,065	96,794	58,719	52,272	-6,447
Manufacture of soft drinks & production of mineral waters	7	253,965	130,825	91,122	123,140	32,018
MANUFACTURE OF TOBACCO PRODUCTS	-	-	-	-	-	-
Manufacture of tobacco products.....	-	-	-	-	-	-
MANUFACTURE OF TEXTILES	15	24,257	17,444	754	6,813	6,059
Spinning, weaving and finishing of textiles	8	20,037	14,851	455	5,185	4,731
Manufacture of cordage, rope, twine and netting	-	-	-	-	-	-
Knitting mills	7	4,221	2,593	299	1,628	1,329
MANUFACTURE OF WEARING APPAREL, EXCEPT FUR APPAREL.....	24	29,650	22,989	1,846	6,660	4,814
Manufacture of wearing apparel except fur apparel....	24	29,650	22,989	1,846	6,660	4,814
TANNING AND DRESSING OF LEATHER; MANUFACTURE OF FOOTWEAR, LUGGAGE AND HANDBAGS	42	298,143	224,996	15,496	73,147	57,651
Tanning and dressing of leather, luggage and handbags.	10	205,831	160,228	7,240	45,602	38,363
Manufacture of footwear.....	32	92,312	64,767	8,257	27,545	19,288
MANUFACTURE OF WOOD AND OF PRODUCTS OF WOOD AND CORK, EXCEPT FURNITURE	9	5,019	1,708	149	3,312	3,163
Manufacture of wood and of products of wood and cork, except furniture.....	9	5,019	1,708	149	3,312	3,163
MANUFACTURE OF PAPER, PAPER PRODUCTS AND PRINTING	51	87,158	50,221	4,459	36,937	32,477
Manufacture of paper and paper products.....	5	21,159	13,112	2,016	8,047	6,031
Publishing and printing services.....	46	65,999	37,109	2,444	28,890	26,446
MANUFACTURE OF CHEMICALS AND CHEMICAL PRODUCTS.....	32	183,082	141,630	14,423	41,451	27,028
Manufacture of basic chemicals, except fertilizers and nitrogen compounds.....	-	-	-	-	-	-
Manufacture of paints, varnishes and mastics	6	59,800	42,348	4,841	17,452	12,611

NUMBER OF ESTABLISHMENTS, GROSS VALUE OF PRODUCTION, INDUSTRIAL AND NON-INDUSTRIAL COSTS, INDIRECT TAXES
NET AND VALUE ADDED IN THE NATIONAL ACCOUNT CONCEPT BY INDUSTRIAL GROUP
PRIVATE - 1998/99(1991 E.F.Y)

TABLE 4.29 (Contd..)

(IN '000 BIRR)

INDUSTRIAL GROUP	NO.OF ESTAB.	GROSS VALUE OF PRODUCTION	INDUSTRIAL AND NON- INDUSTRIAL COSTS	INDIRECT TAXES NET	VALUE ADDED IN THE NATIONAL ACCOUNT CONCEPT	
					AT MARKET PRICE	AT FACTOR COST
Manufacture of pharmaceuticals, medicinal chemicals and botanical products.....	2	24,468	20,296	1,049	4,173	3,124
Manufacture of soap and detergents cleaning and polishing, perfumes and toilet preparations.....	21	91,456	74,674	7,790	16,782	8,992
Manufacture of chemical products n.e.c.	3	7,358	4,312	743	3,045	2,302
MANUFACTURE OF RUBBER AND PLASTIC PRODUCTS.....	28	116,217	73,032	12,490	43,185	30,694
Manufacture of rubber products.....	4	6,647	4,042	412	2,605	2,193
Manufacture of plastic products.....	24	109,570	68,990	12,078	40,580	28,502
MANUFACTURE OF OTHER NON-METALLIC MINERAL PRODUCTS	68	70,077	49,470	2,273	20,607	18,334
Manufacture of glass and glass products.....	2	3,124	1,235	-	1,889	1,889
Manufacture of structural clay products	3	635	315	71	320	248
Manufacture of cement, lime and plaster	4	978	617	65	362	297
Manufacture of articles of concrete, cement and plaster	52	17,948	11,771	842	6,178	5,335
Manufacture of non-metallic mineral products n.e.c....	7	47,391	35,532	1,295	11,859	10,564
MANUFACTURE OF BASIC IRON AND STEEL.....	3	36,040	31,797	4,004	4,243	239
Manufacture of basic iron and steel.....	3	36,040	31,797	4,004	4,243	239
MANUFACTURE OF FABRICATED METAL PRODUCTS EXCEPT MACHINERY AND EQUIPMENT	35	28,635	18,063	2,693	10,573	7,880
Manufacture of structural metal products, tanks, reservoirs and containers of metal	22	16,246	10,874	1,527	5,372	3,844
Manufacture of cutlery, hand tools and general hardware	6	3,384	2,856	307	528	221
Manufacture of other fabricated metal products	7	9,005	4,333	858	4,673	3,814
MANUFACTURE OF MACHINERY AND EQUIPMENT N.E.C.	19	5,894	3,498	312	2,396	2,085
Manufacture of pumps, compressors, taps and valves...	-	-	-	-	-	-
Manufacture of ovens, furnaces and furnace burners...	6	1,106	718	77	388	312
Manufacture of other general purpose machinery.....	1	98	40	10	58	48
Manufacture of machinery for food and beverage processing	11	4,521	2,645	208	1,876	1,669
Manufacture of accumulators, primary cells and and primary batteries	1	169	96	17	74	56
MANUFACTURE OF MOTOR VEHICLES, TRAILERS & SEMI-TRAILERS.	10	707,322	624,286	7,618	83,036	75,417
Manufacture of bodies for motor vehicles.....	8	703,774	623,629	7,614	80,145	72,530
Manufacture of parts and accessories for motor vehicles and their engines.....	2	3,548	657	4	2,891	2,887
MANUFACTURE OF FURNITURE; MANUFACTURING N.E.C.	114	103,463	63,435	8,920	40,028	31,108
Manufacture of furniture; manufacturing n.e.c.....	114	103,463	63,435	8,920	40,028	31,108
T O T A L	628	2,603,769	1,922,346	257,325	681,423	424,098

GROSS VALUE OF PRODUCTION IN PRODUCERS' VALUES BY INDUSTRIAL GROUP - PUBLIC AND PRIVATE
1998/99(1991 E.F.Y)

TABLE 4.30

(IN '000 BIRR)

INDUSTRIAL GROUP	NO.OF ESTAB.	REVENUE FROM SALES	RECEIPTS FROM INDUSTRIAL SERVICES RENDERED TO OTHERS	RECEIPTS OF PRODUCTS BOUGHT AND RESOLD	OTHER RECEIPTS	DIFFERENCE OF STOCKS IN		GROSS VALUE OF PRODUCTION IN PRODUCERS' VALUES
						FINISHED GOODS	SEMI- FINISHED GOODS	
MANUFACTURE OF FOOD PRODUCTS AND BEVERAGES.....	228	2,822,627	9,061	30,443	26,290	107,885	-4,727	2,991,581
Production, processing and preserving of meat, fruit and vegetables	10	204,829	7,927	4,513	1,065	4,495	3,801	226,630
Manufacture of vegetable and animal oils and fats...	26	86,123	120	-	2,053	1,309	-159	89,446
Manufacture of dairy products	1	11,975	-	-	477	-16	-	12,436
Manufacture of grain mill products	50	427,036	643	10,869	3,055	1,253	-9	442,846
Manufacture of prepared animal feeds	4	4,222	-	-	160	-67	-	4,315
Manufacture of bakery products	85	227,844	176	591	944	2,028	98	231,680
Manufacture of sugar and sugar confectionery	9	833,209	-	465	2,456	91,412	-26	927,516
Manufacture of macaroni and spaghetti.....	4	87,347	190	-	219	-674	-12	87,070
Manufacture of food products n.e.c.	12	55,967	-	42	325	-9,526	-45	46,763
Distilling, rectifying and blending of spirits	10	56,625	-	-	72	2,774	-117	59,354
Manufacture of wines	2	16,044	-	-	378	69	330	16,822
Manufacture of malt liquors and malt	6	506,427	6	7,050	10,454	13,075	-8,512	528,500
Manufacture of soft drinks & production of mineral waters	9	304,981	-	6,914	4,632	1,752	-76	318,203
MANUFACTURE OF TOBACCO PRODUCTS	1	234,084	-	16,752	752	1,250	91	252,929
Manufacture of tobacco products.....	1	234,084	-	16,752	752	1,250	91	252,929
MANUFACTURE OF TEXTILES	36	644,005	11,990	652	8,660	-32,474	-983	631,850
Spinning, weaving and finishing of textiles	27	587,611	11,956	354	8,017	-31,987	-1,340	574,611
Manufacture of cordage, rope, twine and netting	2	52,676	34	91	643	-783	357	53,018
Knitting mills	7	3,718	-	208	-	295	-	4,221
MANUFACTURE OF WEARING APPAREL, EXCEPT FUR APPAREL....	28	52,612	1,908	2,592	1,279	1,058	-1,502	57,947
Manufacture of wearing apparel except fur apparel...	28	52,612	1,908	2,592	1,279	1,058	-1,502	57,947
TANNING AND DRESSING OF LEATHER; MANUFACTURE OF FOOTWEAR, LUGGAGE AND HANDBAGS	49	561,216	172	8,530	6,123	-2,084	-8,262	565,694
Tanning and dressing of leather,luggage and handbags	14	378,075	-	-	3,800	-2,830	-9,574	369,471
Manufacture of footwear.....	35	183,141	172	8,530	2,323	746	1,312	196,224
MANUFACTURE OF WOOD AND OF PRODUCTS OF WOOD AND CORK, EXCEPT FURNITURE	16	33,567	417	-	426	2,152	-62	36,502
Manufacture of wood and of products of wood and cork, except furniture.....	16	33,567	417	-	426	2,152	-62	36,502
MANUFACTURE OF PAPER, PAPER PRODUCTS AND PRINTING.....	60	252,286	24,679	7,814	2,016	3,416	-2,163	288,047
Manufacture of paper and paper products.....	7	88,159	-	-	138	2,808	-2,597	88,508
Publishing and printing services.....	53	164,128	24,679	7,814	1,879	607	434	199,540
MANUFACTURE OF CHEMICALS AND CHEMICAL PRODUCTS.....	43	370,949	232	13,964	6,486	4,413	297	396,340
Manufacture of basic chemicals, except fertilizers and nitrogen compounds.....	4	29,326	232	-	2,243	-222	-211	31,368
Manufacture of paints, varnishes and mastics	8	101,907	-	2,846	1,955	1,696	272	108,676

GROSS VALUE OF PRODUCTION IN PRODUCERS' VALUES BY INDUSTRIAL GROUP - PUBLIC AND PRIVATE
1998/99(1991 E.F.Y)

TABLE 4.30 (Contd..)

(IN '000 BIRR)

INDUSTRIAL GROUP	NO.OF ESTAB.	REVENUE FROM SALES	RECEIPTS FROM INDUSTRIAL SERVICES RENDERED TO OTHERS	RECEIPTS OF PRODUCTS BOUGHT AND RESOLD	OTHER RECEIPTS	DIFFERENCE OF STOCKS IN		GROSS VALUE OF PRODUCTION IN PRODUCERS' VALUES
						FINISHED GOODS	SEMI- FINISHED GOODS	
Manufacture of pharmaceuticals, medicinal chemicals and botanical products.....	3	111,870	-	-	242	197	142	112,450
Manufacture of soap and detergents cleaning and polishing, perfumes and toilet preparations.....	23	113,084	-	10,542	1,867	2,965	-51	128,406
Manufacture of chemical products n.e.c.	5	14,763	-	576	180	-224	145	15,440
MANUFACTURE OF RUBBER AND PLASTIC PRODCUTS.....	32	353,197	5,914	1,000	4,407	-21,227	-2,421	340,870
Manufacture of rubber products.....	5	169,810	5,914	-	1,680	-21,376	-1,093	154,936
Manufacture of plastic products.....	27	183,387	-	1,000	2,727	149	-1,329	185,934
MANUFACTURE OF OTHER NON-METALLIC MINERAL PRODUCTS ...	88	488,707	1,872	24,362	35,827	6,861	10,167	567,797
Manufacture of glass and glass products.....	3	22,782	-	80	161	3,277	-118	26,182
Manufacture of structural clay products	6	10,633	-	-	1,238	328	-69	12,130
Manufacture of cement, lime and plaster	9	370,572	-	80	1,694	231	10,535	383,112
Manufacture of articles of concrete, cement and plaster	59	51,244	3	19,894	3,561	918	76	75,696
Manufacture of non-metallic mineral products n.e.c..	11	33,477	1,869	4,307	29,174	2,106	-258	70,676
MANUFACTURE OF BASIC IRON AND STEEL.....	6	215,717	7	1,986	1,738	-8,658	-159	210,631
Manufacture of basic iron and steel.....	6	215,717	7	1,986	1,738	-8,658	-159	210,631
MANUFACTURE OF FABRICATED METAL PRODUCTS EXCEPT MACHINERY AND EQUIPMENT	40	82,874	2,392	684	1,181	-607	944	87,468
Manufacture of structural metal products, tanks, reservoirs and containers of metal	22	14,436	371	-	88	-7	1,358	16,246
Manufacture of cutlery, hand tools and general hardware	8	15,404	114	473	320	-963	79	15,427
Manufacture of other fabricated metal products	10	53,034	1,907	211	773	363	-493	55,795
MANUFACTURE OF MACHINERY AND EQUIPMENT N.E.C.	20	5,358	392	25	518	225	12	6,530
Manufacture of pumps, compressors, taps and valves..	-	-	-	-	-	-	-	-
Manufacture of ovens, furnaces and furnace burners..	6	933	57	-	86	4	27	1,106
Manufacture of other general purpose machinery.....	1	100	-	-	-	-2	-	98
Manufacture of machinery for food and beverage processing	11	3,519	328	24	424	214	12	4,521
Manufacture of accumulators, primary cells and and primary batteries	2	806	8	1	8	9	-27	805
MANUFACTURE OF MOTOR VEHICLES, TRAILERS & SEMI-TRAILERS	11	641,088	15,118	33,171	6,957	-1,269	25,042	720,106
Manufacture of bodies for motor vehicles.....	9	641,052	13,604	33,171	4,959	-1,269	25,042	716,558
Manufacture of parts and accessories for motor vehicles and their engines.....	2	36	1,514	-	1,998	-	-	3,548
MANUFACTURE OF FURNITURE; MANUFACTURING N.E.C.	121	108,378	931	4,345	1,507	554	2,308	118,023
Manufacture of furniture; manufacturing n.e.c.....	121	108,378	931	4,345	1,507	554	2,308	118,023
T O T A L	779	6,866,666	75,085	146,321	104,167	61,496	18,580	7,272,316

**ACTUAL VALUE OF PRODUCTION AS PERCENTAGE OF YEARLY CAPACITY BY INDUSTRIAL GROUP
PUBLIC AND PRIVATE - 1998/99(1991 E.F.Y)**

TABLE 4.31

(IN '000 BIRR)

INDUSTRIAL GROUP	ACTUAL VALUE OF PRODUCTION	VALUE OF PRODUCTION AT FULL CAPACITY (AT MARKET PRICE)	ACTUAL VALUE OF PRODUCTION AS % OF YEARLY CAPACITY	DEMAND OF RAW MATERIALS CONSUMPTION AT FULL CAPACITY
MANUFACTURE OF FOOD PRODUCTS AND BEVERAGES.....	2,925,786	5,032,175	58.14	2,266,079
Production, processing and preserving of meat, fruit and vegetables	213,125	578,709	36.83	402,339
Manufacture of vegetable and animal oils and fats...	87,273	260,457	33.51	161,230
Manufacture of dairy products	11,959	18,548	64.47	7,974
Manufacture of grain mill products	428,280	931,175	45.99	740,884
Manufacture of prepared animal feeds	4,155	23,621	17.59	13,238
Manufacture of bakery products	229,970	413,431	55.62	229,200
Manufacture of sugar and sugar confectionery	924,595	1,185,414	78.00	180,014
Manufacture of macaroni and spaghetti.....	86,662	111,617	77.64	59,799
Manufacture of food products n.e.c.	46,396	164,137	28.27	104,062
Distilling, rectifying and blending of spirits	59,282	125,667	47.17	16,294
Manufacture of wines	16,444	115,666	14.22	19,217
Manufacture of malt liquors and malt	510,990	621,500	82.22	173,930
Manufacture of soft drinks & production of mineral waters	306,657	482,233	63.59	157,900
MANUFACTURE OF TOBACCO PRODUCTS	235,425	269,823	87.25	62,856
Manufacture of tobacco products.....	235,425	269,823	87.25	62,856
MANUFACTURE OF TEXTILES	610,548	1,874,000	32.58	956,453
Spinning, weaving and finishing of textiles	554,285	1,774,804	31.23	916,095
Manufacture of cordage, rope, twine and netting	52,250	86,769	60.22	35,849
Knitting mills	4,013	12,428	32.29	4,509
MANUFACTURE OF WEARING APPAREL, EXCEPT FUR APPAREL....	52,168	258,976	20.14	112,427
Manufacture of wearing apparel except fur apparel...	52,168	258,976	20.14	112,427
TANNING AND DRESSING OF LEATHER; MANUFACTURE OF FOOTWEAR, LUGGAGE AND HANDBAGS	550,869	877,460	62.78	576,450
Tanning and dressing of leather, luggage and handbags	365,670	599,421	61.00	399,206
Manufacture of footwear.....	185,199	278,039	66.61	177,244
MANUFACTURE OF WOOD AND OF PRODUCTS OF WOOD AND CORK, EXCEPT FURNITURE	35,658	84,154	42.37	25,715
Manufacture of wood and of products of wood and cork, except furniture.....	35,658	84,154	42.37	25,715
MANUFACTURE OF PAPER, PAPER PRODUCTS AND PRINTING.....	253,539	949,310	26.71	208,289
Manufacture of paper and paper products.....	88,370	688,142	12.84	87,936
Publishing and printing services.....	165,169	261,168	63.24	120,353
MANUFACTURE OF CHEMICALS AND CHEMICAL PRODUCTS.....	375,658	1,318,334	28.49	714,082
Manufacture of basic chemicals, except fertilizers and nitrogen compounds.....	28,893	223,712	12.92	91,888
Manufacture of paints, varnishes and mastics	103,875	179,444	57.89	90,995

**ACTUAL VALUE OF PRODUCTION AS PERCENTAGE OF YEARLY CAPACITY BY INDUSTRIAL GROUP
PUBLIC AND PRIVATE - 1998/99(1991 E.F.Y)**

TABLE 4.31 (Contd..)

(IN '000 BIRR)

INDUSTRIAL GROUP	ACTUAL VALUE OF PRODUCTION	VALUE OF PRODUCTION AT FULL CAPACITY (AT MARKET PRICE)	ACTUAL VALUE OF PRODUCTION AS % OF YEARLY CAPACITY	DEMAND OF RAW MATERIALS CONSUMPTION AT FULL CAPACITY
Manufacture of pharmaceuticals, medicinal chemicals and botanical products.....	112,209	360,885	31.09	237,801
Manufacture of soap and detergents cleaning and polishing, perfumes and toilet preparations.....	115,998	504,083	23.01	277,238
Manufacture of chemical products n.e.c.	14,683	50,210	29.24	16,161
MANUFACTURE OF RUBBER AND PLASTIC PROCDUCTS.....	329,548	567,937	58.03	238,666
Manufacture of rubber products.....	147,341	205,120	71.83	73,009
Manufacture of plastic products.....	182,207	362,817	50.22	165,657
MANUFACTURE OF OTHER NON-METALLIC MINERAL PRODUCTS ...	505,736	664,158	76.15	159,596
Manufacture of glass and glass products.....	25,941	38,075	68.13	4,034
Manufacture of structural clay products	10,892	12,238	89.01	379
Manufacture of cement, lime and plaster	381,338	420,884	90.60	66,990
Manufacture of articles of concrete, cement and plaster	52,238	119,076	43.87	51,911
Manufacture of non-metallic mineral products n.e.c..	35,326	73,886	47.81	36,283
MANUFACTURE OF BASIC IRON AND STEEL.....	206,901	483,253	42.81	338,143
Manufacture of basic iron and steel.....	206,901	483,253	42.81	338,143
MANUFACTURE OF FABRICATED METAL PRODUCTS EXCEPT MACHINERY AND EQUIPMENT	83,210	201,338	41.33	99,463
Manufacture of structural metal products, tanks, reservoirs and containers of metal	15,787	60,841	25.95	35,256
Manufacture of cutlery, hand tools and general hardware	14,520	30,836	47.09	16,368
Manufacture of other fabricated metal products	52,904	109,661	48.24	47,840
MANUFACTURE OF MACHINERY AND EQUIPMENT N.E.C.	5,595	55,552	10.07	47,133
Manufacture of pumps, compressors, taps and valves..	-	-	-	-
Manufacture of ovens, furnaces and furnace burners..	964	3,721	25.90	2,554
Manufacture of other general purpose machinery.....	98	321	30.43	197
Manufacture of machinery for food and beverage processing	3,745	45,721	8.19	40,505
Manufacture of accumulators, primary cells and and primary batteries	788	5,789	13.61	3,876
MANUFACTURE OF MOTOR VEHICLES, TRAILERS & SEMI-TRAILERS	664,861	961,590	69.14	629,431
Manufacture of bodies for motor vehicles.....	664,824	961,518	69.14	629,371
Manufacture of parts and accessories for motor vehicles and their engines.....	36	73	50.04	60
MANUFACTURE OF FURNITURE; MANUFACTURING N.E.C.	111,239	237,231	46.89	103,691
Manufacture of furniture; manufacturing n.e.c.....	111,239	237,231	46.89	103,691
T O T A L	6,946,742	13,835,292	50.21	6,538,474

**ACTUAL VALUE OF PRODUCTION AS PERCENTAGE OF YEARLY CAPACITY BY INDUSTRIAL GROUP
PUBLIC - 1998/99(1991 E.F.Y)**

TABLE 4.32

(IN '000 BIRR)

INDUSTRIAL GROUP	ACTUAL VALUE OF PRODUCTION	VALUE OF PRODUCTION AT FULL CAPACITY (AT MARKET PRICE)	ACTUAL VALUE OF PRODUCTION AS % OF YEARLY CAPACITY	DEMAND OF RAW MATERIALS CONSUMPTION AT FULL CAPACITY
MANUFACTURE OF FOOD PRODUCTS AND BEVERAGES.....	2,053,729	3,219,495	63.79	1,104,292
Production, processing and preserving of meat, fruit and vegetables	59,939	112,012	53.51	66,514
Manufacture of vegetable and animal oils and fats...	61,513	190,255	32.33	113,284
Manufacture of dairy products	11,959	18,548	64.47	7,974
Manufacture of grain mill products	235,945	432,471	54.56	344,015
Manufacture of prepared animal feeds	3,934	20,219	19.45	11,038
Manufacture of bakery products	146,292	234,269	62.45	118,638
Manufacture of sugar and sugar confectionery	923,222	1,182,126	78.10	177,675
Manufacture of macaroni and spaghetti.....	80,417	105,326	76.35	55,109
Manufacture of food products n.e.c.	26,265	89,972	29.19	42,629
Distilling, rectifying and blending of spirits	51,458	101,542	50.68	5,436
Manufacture of wines	16,444	115,666	14.22	19,217
Manufacture of malt liquors and malt	374,077	516,020	72.49	106,312
Manufacture of soft drinks & production of mineral waters	62,263	101,069	61.60	36,451
MANUFACTURE OF TOBACCO PRODUCTS	235,425	269,823	87.25	62,856
Manufacture of tobacco products.....	235,425	269,823	87.25	62,856
MANUFACTURE OF TEXTILES	588,652	1,409,440	41.76	802,721
Spinning, weaving and finishing of textiles	536,402	1,322,671	40.55	766,872
Manufacture of cordage, rope, twine and netting	52,250	86,769	60.22	35,849
Knitting mills	-	-	-	-
MANUFACTURE OF WEARING APPAREL, EXCEPT FUR APPAREL....	26,754	121,312	22.05	42,238
Manufacture of wearing apparel except fur apparel...	26,754	121,312	22.05	42,238
TANNING AND DRESSING OF LEATHER; MANUFACTURE OF FOOTWEAR, LUGGAGE AND HANDBAGS	265,684	330,737	80.33	212,034
Tanning and dressing of leather, luggage and handbags	162,451	207,295	78.37	145,775
Manufacture of footwear.....	103,233	123,443	83.63	66,259
MANUFACTURE OF WOOD AND OF PRODUCTS OF WOOD AND CORK, EXCEPT FURNITURE	30,884	76,387	40.43	20,585
Manufacture of wood and of products of wood and cork, except furniture.....	30,884	76,387	40.43	20,585
MANUFACTURE OF PAPER, PAPER PRODUCTS AND PRINTING.....	174,980	278,362	62.86	143,629
Manufacture of paper and paper products.....	67,211	123,316	54.50	67,516
Publishing and printing services.....	107,769	155,046	69.51	76,113
MANUFACTURE OF CHEMICALS AND CHEMICAL PRODUCTS.....	209,050	479,751	43.57	246,356
Manufacture of basic chemicals, except fertilizers and nitrogen compounds.....	28,893	223,712	12.92	91,888
Manufacture of paints, varnishes and mastics	47,893	73,876	64.83	36,215

ACTUAL VALUE OF PRODUCTION AS PERCENTAGE OF YEARLY CAPACITY BY INDUSTRIAL GROUP
PUBLIC - 1998/99(1991 E.F.Y)

TABLE 4.32 (Contd..)

(IN '000 BIRR)

INDUSTRIAL GROUP	ACTUAL VALUE OF PRODUCTION	VALUE OF PRODUCTION AT FULL CAPACITY (AT MARKET PRICE)	ACTUAL VALUE OF PRODUCTION AS % OF YEARLY CAPACITY	DEMAND OF RAW MATERIALS CONSUMPTION AT FULL CAPACITY
Manufacture of pharmaceuticals, medicinal chemicals and botanical products.....	87,771	107,370	81.75	66,615
Manufacture of soap and detergents cleaning and polishing, perfumes and toilet preparations.....	36,428	61,356	59.37	45,749
Manufacture of chemical products n.e.c.	8,066	13,438	60.03	5,890
MANUFACTURE OF RUBBER AND PLASTIC PRODUCTS.....	217,844	260,581	83.60	111,610
Manufacture of rubber products.....	142,010	192,997	73.58	66,832
Manufacture of plastic products.....	75,835	67,584	112.21	44,778
MANUFACTURE OF OTHER NON-METALLIC MINERAL PRODUCTS ...	469,900	552,627	85.03	103,496
Manufacture of glass and glass products.....	22,870	34,886	65.56	3,117
Manufacture of structural clay products	10,258	11,143	92.06	370
Manufacture of cement, lime and plaster	380,360	418,897	90.80	65,910
Manufacture of articles of concrete, cement and plaster	35,172	45,315	77.62	15,212
Manufacture of non-metallic mineral products n.e.c..	21,242	42,387	50.11	18,889
MANUFACTURE OF BASIC IRON AND STEEL.....	173,077	416,698	41.54	282,687
Manufacture of basic iron and steel.....	173,077	416,698	41.54	282,687
MANUFACTURE OF FABRICATED METAL PRODUCTS EXCEPT MACHINERY AND EQUIPMENT	57,816	119,811	48.26	52,811
Manufacture of structural metal products, tanks, reservoirs and containers of metal	-	-	-	-
Manufacture of cutlery, hand tools and general hardware	11,249	20,529	54.79	9,059
Manufacture of other fabricated metal products	46,567	99,282	46.90	43,752
MANUFACTURE OF MACHINERY AND EQUIPMENT N.E.C.	626	5,302	11.80	3,686
Manufacture of pumps, compressors, taps and valves..	-	-	-	-
Manufacture of ovens, furnaces and furnace burners..	-	-	-	-
Manufacture of other general purpose machinery.....	-	-	-	-
Manufacture of machinery for food and beverage processing	-	-	-	-
Manufacture of accumulators, primary cells and and primary batteries	626	5,302	11.80	3,686
MANUFACTURE OF MOTOR VEHICLES, TRAILERS & SEMI-TRAILERS	11,833	49,665	23.83	18,250
Manufacture of bodies for motor vehicles.....	11,833	49,665	23.83	18,250
Manufacture of parts and accessories for motor vehicles and their engines.....	-	-	-	-
MANUFACTURE OF FURNITURE; MANUFACTURING N.E.C.	9,894	11,774	84.04	5,116
Manufacture of furniture; manufacturing n.e.c.....	9,894	11,774	84.04	5,116
T O T A L	4,526,149	7,601,766	59.54	3,212,367

**ACTUAL VALUE OF PRODUCTION AS PERCENTAGE OF YEARLY CAPACITY BY INDUSTRIAL GROUP
PRIVATE - 1998/99(1991 E.F.Y)**

TABLE 4.33

(IN '000 BIRR)

INDUSTRIAL GROUP	ACTUAL VALUE OF PRODUCTION	VALUE OF PRODUCTION AT FULL CAPACITY (AT MARKET PRICE)	ACTUAL VALUE OF PRODUCTION AS % OF YEARLY CAPACITY	DEMAND OF RAW MATERIALS CONSUMPTION AT FULL CAPACITY
MANUFACTURE OF FOOD PRODUCTS AND BEVERAGES.....	872,057	1,812,679	48.11	1,161,787
Production, processing and preserving of meat, fruit and vegetables	153,186	466,697	32.82	335,824
Manufacture of vegetable and animal oils and fats...	25,761	70,202	36.69	47,945
Manufacture of dairy products	-	-	-	-
Manufacture of grain mill products	192,334	498,705	38.57	396,869
Manufacture of prepared animal feeds	221	3,402	6.51	2,200
Manufacture of bakery products	83,678	179,162	46.70	110,562
Manufacture of sugar and sugar confectionery	1,373	3,289	41.75	2,339
Manufacture of macaroni and spaghetti.....	6,244	6,291	99.26	4,690
Manufacture of food products n.e.c.	20,130	74,165	27.14	61,433
Distilling, rectifying and blending of spirits	7,824	24,124	32.43	10,858
Manufacture of wines	-	-	-	-
Manufacture of malt liquors and malt	136,912	105,480	129.80	67,618
Manufacture of soft drinks & production of mineral waters	244,394	381,163	64.12	121,449
MANUFACTURE OF TOBACCO PRODUCTS	-	-	-	-
Manufacture of tobacco products.....	-	-	-	-
MANUFACTURE OF TEXTILES	21,896	464,560	4.71	153,732
Spinning, weaving and finishing of textiles	17,883	452,133	3.96	149,223
Manufacture of cordage, rope, twine and netting	-	-	-	-
Knitting mills	4,013	12,428	32.29	4,509
MANUFACTURE OF WEARING APPAREL, EXCEPT FUR APPAREL....	25,414	137,664	18.46	70,189
Manufacture of wearing apparel except fur apparel...	25,414	137,664	18.46	70,189
TANNING AND DRESSING OF LEATHER; MANUFACTURE OF FOOTWEAR, LUGGAGE AND HANDBAGS	285,185	546,722	52.16	364,416
Tanning and dressing of leather, luggage and handbags	203,220	392,126	51.83	253,431
Manufacture of footwear.....	81,966	154,596	53.02	110,985
MANUFACTURE OF WOOD AND OF PRODUCTS OF WOOD AND CORK, EXCEPT FURNITURE	4,774	7,767	61.46	5,129
Manufacture of wood and of products of wood and cork, except furniture.....	4,774	7,767	61.46	5,129
MANUFACTURE OF PAPER, PAPER PRODUCTS AND PRINTING.....	78,559	670,948	11.71	64,660
Manufacture of paper and paper products.....	21,159	564,826	3.75	20,420
Publishing and printing services.....	57,400	106,122	54.09	44,240
MANUFACTURE OF CHEMICALS AND CHEMICAL PRODUCTS.....	166,608	838,583	19.87	467,726
Manufacture of basic chemicals, except fertilizers and nitrogen compounds.....	-	-	-	-
Manufacture of paints, varnishes and mastics	55,982	105,568	53.03	54,779

**ACTUAL VALUE OF PRODUCTION AS PERCENTAGE OF YEARLY CAPACITY BY INDUSTRIAL GROUP
PRIVATE - 1998/99(1991 E.F.Y)**

TABLE 4.33 (Contd..)

(IN '000 BIRR)

INDUSTRIAL GROUP	ACTUAL VALUE OF PRODUCTION	VALUE OF PRODUCTION AT FULL CAPACITY (AT MARKET PRICE)	ACTUAL VALUE OF PRODUCTION AS % OF YEARLY CAPACITY	DEMAND OF RAW MATERIALS CONSUMPTION AT FULL CAPACITY
Manufacture of pharmaceuticals, medicinal chemicals and botanical products.....	24,438	253,515	9.64	171,186
Manufacture of soap and detergents cleaning and polishing, perfumes and toilet preparations.....	79,571	442,727	17.97	231,489
Manufacture of chemical products n.e.c.	6,617	36,773	18.00	10,271
MANUFACTURE OF RUBBER AND PLASTIC PRODUCTS.....	111,704	307,356	36.34	127,056
Manufacture of rubber products.....	5,332	12,123	43.98	6,177
Manufacture of plastic products.....	106,373	295,233	36.03	120,879
MANUFACTURE OF OTHER NON-METALLIC MINERAL PRODUCTS ...	35,835	111,531	32.13	56,099
Manufacture of glass and glass products.....	3,072	3,189	96.31	917
Manufacture of structural clay products	635	1,095	57.99	9
Manufacture of cement, lime and plaster	978	1,987	49.23	1,080
Manufacture of articles of concrete, cement and plaster	17,066	73,761	23.14	36,699
Manufacture of non-metallic mineral products n.e.c..	14,084	31,499	44.71	17,395
MANUFACTURE OF BASIC IRON AND STEEL.....	33,824	66,555	50.82	55,457
Manufacture of basic iron and steel.....	33,824	66,555	50.82	55,457
MANUFACTURE OF FABRICATED METAL PRODUCTS EXCEPT MACHINERY AND EQUIPMENT	25,395	81,527	31.15	46,652
Manufacture of structural metal products, tanks, reservoirs and containers of metal	15,787	60,841	25.95	35,256
Manufacture of cutlery, hand tools and general hardware	3,271	10,307	31.73	7,308
Manufacture of other fabricated metal products	6,337	10,380	61.05	4,088
MANUFACTURE OF MACHINERY AND EQUIPMENT N.E.C.	4,969	50,251	9.89	43,447
Manufacture of pumps, compressors, taps and valves..	-	-	-	-
Manufacture of ovens, furnaces and furnace burners..	964	3,721	25.90	2,554
Manufacture of other general purpose machinery.....	98	321	30.43	197
Manufacture of machinery for food and beverage processing	3,745	45,721	8.19	40,505
Manufacture of accumulators, primary cells and and primary batteries	162	488	33.33	190
MANUFACTURE OF MOTOR VEHICLES, TRAILERS & SEMI-TRAILERS	653,028	911,925	71.61	611,180
Manufacture of bodies for motor vehicles.....	652,991	911,853	71.61	611,121
Manufacture of parts and accessories for motor vehicles and their engines.....	36	73	50.04	60
MANUFACTURE OF FURNITURE; MANUFACTURING N.E.C.	101,345	225,457	44.95	98,576
Manufacture of furniture; manufacturing n.e.c.....	101,345	225,457	44.95	98,576
T O T A L	2,420,593	6,233,526	38.83	3,326,107

GROSS VALUE OF PRODUCTION BY SIZE OF PERSONS ENGAGED AND INDUSTRIAL GROUP
PUBLIC AND PRIVATE - 1998/99(1991 E.F.Y)

TABLE 4.34

(IN '000 BIRR)

INDUSTRIAL GROUP	SIZE - GROUP			
	10 - 19	20 - 49	50 & OVER	TOTAL
MANUFACTURE OF FOOD PRODUCTS AND BEVERAGES.....	43,639	83,671	2,864,270	2,991,581
Production, processing and preserving of meat, fruit and vegetables	41	-	226,589	226,630
Manufacture of vegetable and animal oils and fats...	7,567	2,234	79,645	89,446
Manufacture of dairy products	-	-	12,436	12,436
Manufacture of grain mill products	16,067	51,790	374,990	442,846
Manufacture of prepared animal feeds	221	-	4,093	4,315
Manufacture of bakery products	16,661	12,583	202,436	231,680
Manufacture of sugar and sugar confectionery	724	1,243	925,549	927,516
Manufacture of macaroni and spaghetti.....	-	6,380	80,690	87,070
Manufacture of food products n.e.c.	928	3,047	42,788	46,763
Distilling, rectifying and blending of spirits	1,430	6,394	51,530	59,354
Manufacture of wines	-	-	16,822	16,822
Manufacture of malt liquors and malt	-	-	528,500	528,500
Manufacture of soft drinks & production of mineral waters	-	-	318,203	318,203
MANUFACTURE OF TOBACCO PRODUCTS	-	-	252,929	252,929
Manufacture of tobacco products.....	-	-	252,929	252,929
MANUFACTURE OF TEXTILES	3,185	2,405	626,261	631,850
Spinning, weaving and finishing of textiles	2,034	1,464	571,114	574,611
Manufacture of cordage, rope, twine and netting	-	-	53,018	53,018
Knitting mills	1,151	941	2,129	4,221
MANUFACTURE OF WEARING APPAREL, EXCEPT FUR APPAREL....	3,151	3,981	50,816	57,947
Manufacture of wearing apparel except fur apparel...	3,151	3,981	50,816	57,947
TANNING AND DRESSING OF LEATHER; MANUFACTURE OF FOOTWEAR, LUGGAGE AND HANDBAGS	16,842	36,844	512,008	565,694
Tanning and dressing of leather, luggage and handbags	-	5,308	364,163	369,471
Manufacture of footwear.....	16,842	31,536	147,846	196,224
MANUFACTURE OF WOOD AND OF PRODUCTS OF WOOD AND CORK, EXCEPT FURNITURE	1,332	5,257	29,912	36,502
Manufacture of wood and of products of wood and cork, except furniture.....	1,332	5,257	29,912	36,502
MANUFACTURE OF PAPER, PAPER PRODUCTS AND PRINTING.....	6,814	23,779	257,454	288,047
Manufacture of paper and paper products.....	970	15	87,522	88,508
Publishing and printing services.....	5,844	23,764	169,932	199,540
MANUFACTURE OF CHEMICALS AND CHEMICAL PRODUCTS.....	15,388	44,645	336,307	396,340
Manufacture of basic chemicals, except fertilizers and nitrogen compounds.....	-	-	31,368	31,368
Manufacture of paints, varnishes and mastics	1,097	35,205	72,374	108,676

GROSS VALUE OF PRODUCTION BY SIZE OF PERSONS ENGAGED AND INDUSTRIAL GROUP
PUBLIC AND PRIVATE - 1998/99(1991 E.F.Y)

TABLE 4.34(Contd..)

(IN '000 BIRR)

INDUSTRIAL GROUP	SIZE - GROUP			
	10 - 19	20 - 49	50 & OVER	TOTAL
Manufacture of pharmaceuticals, medicinal chemicals and botanical products.....	-	1,399	111,051	112,450
Manufacture of soap and detergents cleaning and polishing, perfumes and toilet preparations.....	5,111	6,909	116,387	128,406
Manufacture of chemical products n.e.c.	9,180	1,132	5,127	15,440
MANUFACTURE OF RUBBER AND PLASTIC PROCDUCTS.....	6,138	53,405	281,327	340,870
Manufacture of rubber products.....	367	2,070	152,499	154,936
Manufacture of plastic products.....	5,771	51,335	128,828	185,934
MANUFACTURE OF OTHER NON-METALLIC MINERAL PRODUCTS ...	6,292	9,775	551,730	567,797
Manufacture of glass and glass products.....	-	-	26,182	26,182
Manufacture of structural clay products	21	614	11,495	12,130
Manufacture of cement, lime and plaster	978	1,695	380,439	383,112
Manufacture of articles of concrete, cement and plaster	4,908	7,276	63,513	75,696
Manufacture of non-metallic mineral products n.e.c..	384	190	70,102	70,676
MANUFACTURE OF BASIC IRON AND STEEL.....	-	27,117	183,514	210,631
Manufacture of basic iron and steel.....	-	27,117	183,514	210,631
MANUFACTURE OF FABRICATED METAL PRODUCTS EXCEPT MACHINERY AND EQUIPMENT	6,403	9,577	71,488	87,468
Manufacture of structural metal products, tanks, reservoirs and containers of metal	3,703	1,757	10,786	16,246
Manufacture of cutlery, hand tools and general hardware	2,380	1,005	12,043	15,427
Manufacture of other fabricated metal products	321	6,815	48,659	55,795
MANUFACTURE OF MACHINERY AND EQUIPMENT N.E.C.	1,568	4,326	636	6,530
Manufacture of pumps, compressors, taps and valves..	-	-	-	-
Manufacture of ovens, furnaces and furnace burners..	435	671	-	1,106
Manufacture of other general purpose machinery.....	98	-	-	98
Manufacture of machinery for food and beverage processing	866	3,655	-	4,521
Manufacture of accumulators, primary cells and and primary batteries	169	-	636	805
MANUFACTURE OF MOTOR VEHICLES, TRAILERS & SEMI-TRAILERS	226	4,915	714,966	720,106
Manufacture of bodies for motor vehicles.....	60	1,533	714,966	716,558
Manufacture of parts and accessories for motor vehicles and their engines.....	166	3,382	-	3,548
MANUFACTURE OF FURNITURE; MANUFACTURING N.E.C.	10,480	26,930	80,612	118,023
Manufacture of furniture; manufacturing n.e.c.....	10,480	26,930	80,612	118,023
T O T A L	121,459	336,627	6,814,230	7,272,316

GROSS VALUE OF PRODUCTION BY SIZE OF PERSONS ENGAGED AND INDUSTRIAL GROUP
PUBLIC - 1998/99(1991 E.F.Y)

TABLE 4.35

(IN '000 BIRR)

INDUSTRIAL GROUP	SIZE - GROUP			
	10 - 19	20 - 49	50 & OVER	TOTAL
MANUFACTURE OF FOOD PRODUCTS AND BEVERAGES.....	-	1,181	2,081,587	2,082,769
Production, processing and preserving of meat, fruit and vegetables	-	-	71,393	71,393
Manufacture of vegetable and animal oils and fats...	-	589	63,040	63,629
Manufacture of dairy products	-	-	12,436	12,436
Manufacture of grain mill products	-	-	238,597	238,597
Manufacture of prepared animal feeds	-	-	4,093	4,093
Manufacture of bakery products	-	-	147,397	147,397
Manufacture of sugar and sugar confectionery	-	593	925,549	926,141
Manufacture of macaroni and spaghetti.....	-	-	80,690	80,690
Manufacture of food products n.e.c.	-	-	26,369	26,369
Distilling, rectifying and blending of spirits	-	-	51,530	51,530
Manufacture of wines	-	-	16,822	16,822
Manufacture of malt liquors and malt	-	-	379,434	379,434
Manufacture of soft drinks & production of mineral waters	-	-	64,238	64,238
MANUFACTURE OF TOBACCO PRODUCTS	-	-	252,929	252,929
Manufacture of tobacco products.....	-	-	252,929	252,929
MANUFACTURE OF TEXTILES	-	985	606,608	607,593
Spinning, weaving and finishing of textiles	-	985	553,590	554,575
Manufacture of cordage, rope, twine and netting	-	-	53,018	53,018
Knitting mills	-	-	-	-
MANUFACTURE OF WEARING APPAREL, EXCEPT FUR APPAREL....	-	-	28,298	28,298
Manufacture of wearing apparel except fur apparel...	-	-	28,298	28,298
TANNING AND DRESSING OF LEATHER; MANUFACTURE OF FOOTWEAR, LUGGAGE AND HANDBAGS	-	-	267,552	267,552
Tanning and dressing of leather, luggage and handbags	-	-	163,640	163,640
Manufacture of footwear.....	-	-	103,912	103,912
MANUFACTURE OF WOOD AND OF PRODUCTS OF WOOD AND CORK, EXCEPT FURNITURE	-	1,570	29,912	31,482
Manufacture of wood and of products of wood and cork, except furniture.....	-	1,570	29,912	31,482
MANUFACTURE OF PAPER, PAPER PRODUCTS AND PRINTING.....	-	-	200,889	200,889
Manufacture of paper and paper products.....	-	-	67,348	67,348
Publishing and printing services.....	-	-	133,541	133,541
MANUFACTURE OF CHEMICALS AND CHEMICAL PRODUCTS.....	2,955	-	210,304	213,259
Manufacture of basic chemicals, except fertilizers and nitrogen compounds.....	-	-	31,368	31,368
Manufacture of paints, varnishes and mastics	-	-	48,876	48,876

GROSS VALUE OF PRODUCTION BY SIZE OF PERSONS ENGAGED AND INDUSTRIAL GROUP
PUBLIC - 1998/99(1991 E.F.Y)

TABLE 4.35(Contd..)

(IN '000 BIRR)

INDUSTRIAL GROUP	SIZE - GROUP			
	10 - 19	20 - 49	50 & OVER	TOTAL
Manufacture of pharmaceuticals, medicinal chemicals and botanical products.....	-	-	87,982	87,982
Manufacture of soap and detergents cleaning and polishing, perfumes and toilet preparations.....	-	-	36,950	36,950
Manufacture of chemical products n.e.c.	2,955	-	5,127	8,082
MANUFACTURE OF RUBBER AND PLASTIC PRODUCTS.....	-	-	224,653	224,653
Manufacture of rubber products.....	-	-	148,289	148,289
Manufacture of plastic products.....	-	-	76,365	76,365
MANUFACTURE OF OTHER NON-METALLIC MINERAL PRODUCTS ...	91	1,702	495,927	497,720
Manufacture of glass and glass products.....	-	-	23,058	23,058
Manufacture of structural clay products	-	-	11,495	11,495
Manufacture of cement, lime and plaster	-	1,695	380,439	382,134
Manufacture of articles of concrete, cement and plaster	91	-	57,657	57,748
Manufacture of non-metallic mineral products n.e.c..	-	6	23,279	23,285
MANUFACTURE OF BASIC IRON AND STEEL.....	-	-	174,591	174,591
Manufacture of basic iron and steel.....	-	-	174,591	174,591
MANUFACTURE OF FABRICATED METAL PRODUCTS EXCEPT MACHINERY AND EQUIPMENT	-	-	58,832	58,832
Manufacture of structural metal products, tanks, reservoirs and containers of metal	-	-	-	-
Manufacture of cutlery, hand tools and general hardware	-	-	12,043	12,043
Manufacture of other fabricated metal products	-	-	46,790	46,790
MANUFACTURE OF MACHINERY AND EQUIPMENT N.E.C.	-	-	636	636
Manufacture of pumps, compressors, taps and valves..	-	-	-	-
Manufacture of ovens, furnaces and furnace burners..	-	-	-	-
Manufacture of other general purpose machinery.....	-	-	-	-
Manufacture of machinery for food and beverage processing	-	-	-	-
Manufacture of accumulators, primary cells and and primary batteries	-	-	636	636
MANUFACTURE OF MOTOR VEHICLES, TRAILERS & SEMI-TRAILERS	-	-	12,785	12,785
Manufacture of bodies for motor vehicles.....	-	-	12,785	12,785
Manufacture of parts and accessories for motor vehicles and their engines.....	-	-	-	-
MANUFACTURE OF FURNITURE; MANUFACTURING N.E.C.	12	7,055	7,493	14,560
Manufacture of furniture; manufacturing n.e.c.....	12	7,055	7,493	14,560
T O T A L	3,057	12,493	4,652,996	4,668,546

GROSS VALUE OF PRODUCTION BY SIZE OF PERSONS ENGAGED AND INDUSTRIAL GROUP
PRIVATE - 1998/99(1991 E.F.Y)

TABLE 4.36

(IN '000 BIRR)

INDUSTRIAL GROUP	SIZE - GROUP			
	10 - 19	20 - 49	50 & OVER	TOTAL
MANUFACTURE OF FOOD PRODUCTS AND BEVERAGES.....	43,639	82,490	782,683	908,812
Production, processing and preserving of meat, fruit and vegetables	41	-	155,196	155,237
Manufacture of vegetable and animal oils and fats...	7,567	1,646	16,605	25,818
Manufacture of dairy products	-	-	-	-
Manufacture of grain mill products	16,067	51,790	136,393	204,249
Manufacture of prepared animal feeds	221	-	-	221
Manufacture of bakery products	16,661	12,583	55,039	84,284
Manufacture of sugar and sugar confectionery	724	650	-	1,374
Manufacture of macaroni and spaghetti.....	-	6,380	-	6,380
Manufacture of food products n.e.c.	928	3,047	16,420	20,394
Distilling, rectifying and blending of spirits	1,430	6,394	-	7,824
Manufacture of wines	-	-	-	-
Manufacture of malt liquors and malt	-	-	149,065	149,065
Manufacture of soft drinks & production of mineral waters	-	-	253,965	253,965
MANUFACTURE OF TOBACCO PRODUCTS	-	-	-	-
Manufacture of tobacco products.....	-	-	-	-
MANUFACTURE OF TEXTILES	3,185	1,420	19,652	24,257
Spinning, weaving and finishing of textiles	2,034	479	17,524	20,037
Manufacture of cordage, rope, twine and netting	-	-	-	-
Knitting mills	1,151	941	2,129	4,221
MANUFACTURE OF WEARING APPAREL, EXCEPT FUR APPAREL....	3,151	3,981	22,518	29,650
Manufacture of wearing apparel except fur apparel...	3,151	3,981	22,518	29,650
TANNING AND DRESSING OF LEATHER; MANUFACTURE OF FOOTWEAR, LUGGAGE AND HANDBAGS	16,842	36,844	244,457	298,143
Tanning and dressing of leather, luggage and handbags	-	5,308	200,523	205,831
Manufacture of footwear.....	16,842	31,536	43,934	92,312
MANUFACTURE OF WOOD AND OF PRODUCTS OF WOOD AND CORK, EXCEPT FURNITURE	1,332	3,687	-	5,019
Manufacture of wood and of products of wood and cork, except furniture.....	1,332	3,687	-	5,019
MANUFACTURE OF PAPER, PAPER PRODUCTS AND PRINTING.....	6,814	23,779	56,565	87,158
Manufacture of paper and paper products.....	970	15	20,174	21,159
Publishing and printing services.....	5,844	23,764	36,391	65,999
MANUFACTURE OF CHEMICALS AND CHEMICAL PRODUCTS.....	12,434	44,645	126,003	183,082
Manufacture of basic chemicals, except fertilizers and nitrogen compounds.....	-	-	-	-
Manufacture of paints, varnishes and mastics	1,097	35,205	23,497	59,800

GROSS VALUE OF PRODUCTION BY SIZE OF PERSONS ENGAGED AND INDUSTRIAL GROUP
PRIVATE - 1998/99(1991 E.F.Y)

TABLE 4.36(Contd..)

(IN '000 BIRR)

INDUSTRIAL GROUP	SIZE - GROUP			
	10 - 19	20 - 49	50 & OVER	TOTAL
Manufacture of pharmaceuticals, medicinal chemicals and botanical products.....	-	1,399	23,070	24,468
Manufacture of soap and detergents cleaning and polishing, perfumes and toilet preparations.....	5,111	6,909	79,436	91,456
Manufacture of chemical products n.e.c.	6,226	1,132	-	7,358
MANUFACTURE OF RUBBER AND PLASTIC PROCDUCTS.....	6,138	53,405	56,673	116,217
Manufacture of rubber products.....	367	2,070	4,210	6,647
Manufacture of plastic products.....	5,771	51,335	52,464	109,570
MANUFACTURE OF OTHER NON-METALLIC MINERAL PRODUCTS ...	6,201	8,073	55,803	70,077
Manufacture of glass and glass products.....	-	-	3,124	3,124
Manufacture of structural clay products	21	614	-	635
Manufacture of cement, lime and plaster	978	-	-	978
Manufacture of articles of concrete, cement and plaster	4,817	7,276	5,855	17,948
Manufacture of non-metallic mineral products n.e.c..	384	184	46,823	47,391
MANUFACTURE OF BASIC IRON AND STEEL.....	-	27,117	8,923	36,040
Manufacture of basic iron and steel.....	-	27,117	8,923	36,040
MANUFACTURE OF FABRICATED METAL PRODUCTS EXCEPT MACHINERY AND EQUIPMENT	6,403	9,577	12,655	28,635
Manufacture of structural metal products, tanks, reservoirs and containers of metal	3,703	1,757	10,786	16,246
Manufacture of cutlery, hand tools and general hardware	2,380	1,005	-	3,384
Manufacture of other fabricated metal products	321	6,815	1,869	9,005
MANUFACTURE OF MACHINERY AND EQUIPMENT N.E.C.	1,568	4,326	-	5,894
Manufacture of pumps, compressors, taps and valves..	-	-	-	-
Manufacture of ovens, furnaces and furnace burners..	435	671	-	1,106
Manufacture of other general purpose machinery.....	98	-	-	98
Manufacture of machinery for food and beverage processing	866	3,655	-	4,521
Manufacture of accumulators, primary cells and and primary batteries	169	-	-	169
MANUFACTURE OF MOTOR VEHICLES, TRAILERS & SEMI-TRAILERS	226	4,915	702,181	707,322
Manufacture of bodies for motor vehicles.....	60	1,533	702,181	703,774
Manufacture of parts and accessories for motor vehicles and their engines.....	166	3,382	-	3,548
MANUFACTURE OF FURNITURE; MANUFACTURING N.E.C.	10,468	19,875	73,119	103,463
Manufacture of furniture; manufacturing n.e.c.....	10,468	19,875	73,119	103,463
T O T A L	118,402	324,134	2,161,233	2,603,769

VALUE ADDED* BY SIZE OF PERSONS ENGAGED AND INDUSTRIAL GROUP
PUBLIC AND PRIVATE - 1998/99(1991 E.F.Y)

TABLE 4.37

(IN '000 BIRR)

INDUSTRIAL GROUP	SIZE - GROUP			
	10 - 19	20 - 49	50 & OVER	TOTAL
MANUFACTURE OF FOOD PRODUCTS AND BEVERAGES.....	8,925	12,823	903,593	925,341
Production, processing and preserving of meat, fruit and vegetables	19	-	74,714	74,733
Manufacture of vegetable and animal oils and fats...	1,263	715	10,345	12,323
Manufacture of dairy products	-	-	3,352	3,352
Manufacture of grain mill products	3,115	6,397	31,585	41,098
Manufacture of prepared animal feeds	79	-	1,157	1,236
Manufacture of bakery products	3,642	2,888	47,783	54,314
Manufacture of sugar and sugar confectionery	93	258	538,702	539,053
Manufacture of macaroni and spaghetti.....	-	1,500	16,484	17,983
Manufacture of food products n.e.c.	208	213	14,666	15,087
Distilling, rectifying and blending of spirits	506	851	22,369	23,726
Manufacture of wines	-	-	5,760	5,760
Manufacture of malt liquors and malt	-	-	75,639	75,639
Manufacture of soft drinks & production of mineral waters	-	-	61,037	61,037
MANUFACTURE OF TOBACCO PRODUCTS	-	-	135,141	135,141
Manufacture of tobacco products.....	-	-	135,141	135,141
MANUFACTURE OF TEXTILES	984	1,000	117,580	119,565
Spinning, weaving and finishing of textiles	766	420	96,795	97,981
Manufacture of cordage, rope, twine and netting	-	-	20,255	20,255
Knitting mills	218	581	530	1,329
MANUFACTURE OF WEARING APPAREL, EXCEPT FUR APPAREL....	842	1,371	10,060	12,273
Manufacture of wearing apparel except fur apparel...	842	1,371	10,060	12,273
TANNING AND DRESSING OF LEATHER; MANUFACTURE OF FOOTWEAR, LUGGAGE AND HANDBAGS	2,813	8,647	129,983	141,443
Tanning and dressing of leather, luggage and handbags	-	977	92,444	93,421
Manufacture of footwear.....	2,813	7,670	37,539	48,023
MANUFACTURE OF WOOD AND OF PRODUCTS OF WOOD AND CORK, EXCEPT FURNITURE	334	3,426	10,235	13,995
Manufacture of wood and of products of wood and cork, except furniture.....	334	3,426	10,235	13,995
MANUFACTURE OF PAPER, PAPER PRODUCTS AND PRINTING.....	2,046	6,626	99,005	107,676
Manufacture of paper and paper products.....	234	-155	20,798	20,878
Publishing and printing services.....	1,811	6,780	78,207	86,799
MANUFACTURE OF CHEMICALS AND CHEMICAL PRODUCTS.....	3,908	8,463	62,023	74,394
Manufacture of basic chemicals, except fertilizers and nitrogen compounds.....	-	-	3,261	3,261
Manufacture of paints, varnishes and mastics	188	6,337	19,915	26,439

* IN THE NATIONAL ACCOUNT CONCEPT AT FACTOR COST

VALUE ADDED* BY SIZE OF PERSONS ENGAGED AND INDUSTRIAL GROUP
PUBLIC AND PRIVATE - 1998/99(1991 E.F.Y)

TABLE 4.37(Contd..)

(IN '000 BIRR)

I N D U S T R I A L G R O U P	S I Z E - G R O U P			
	10 - 19	20 - 49	50 & OVER	T O T A L
Manufacture of pharmaceuticals, medicinal chemicals and botanical products.....	-	579	22,198	22,777
Manufacture of soap and detergents cleaning and polishing, perfumes and toilet preparations.....	690	1,294	15,803	17,787
Manufacture of chemical products n.e.c.	3,030	253	847	4,131
MANUFACTURE OF RUBBER AND PLASTIC PROCDUCTS.....	790	14,435	81,041	96,266
Manufacture of rubber products.....	48	457	45,392	45,897
Manufacture of plastic products.....	742	13,978	35,649	50,369
MANUFACTURE OF OTHER NON-METALLIC MINERAL PRODUCTS ...	1,966	3,326	167,665	172,957
Manufacture of glass and glass products.....	-	-	12,962	12,962
Manufacture of structural clay products	12	237	3,612	3,861
Manufacture of cement, lime and plaster	297	1,133	112,741	114,171
Manufacture of articles of concrete, cement and plaster	1,511	1,928	21,650	25,089
Manufacture of non-metallic mineral products n.e.c..	147	28	16,701	16,875
MANUFACTURE OF BASIC IRON AND STEEL.....	-	-1,733	36,530	34,797
Manufacture of basic iron and steel.....	-	-1,733	36,530	34,797
MANUFACTURE OF FABRICATED METAL PRODUCTS EXCEPT MACHINERY AND EQUIPMENT	1,120	3,819	21,042	25,981
Manufacture of structural metal products, tanks, reservoirs and containers of metal	1,054	594	2,196	3,844
Manufacture of cutlery, hand tools and general hardware	-57	279	3,607	3,828
Manufacture of other fabricated metal products	123	2,947	15,239	18,309
MANUFACTURE OF MACHINERY AND EQUIPMENT N.E.C.	731	1,354	60	2,145
Manufacture of pumps, compressors, taps and valves..	-	-	-	-
Manufacture of ovens, furnaces and furnace burners..	177	135	-	312
Manufacture of other general purpose machinery.....	48	-	-	48
Manufacture of machinery for food and beverage processing	450	1,219	-	1,669
Manufacture of accumulators, primary cells and and primary batteries	56	-	60	116
MANUFACTURE OF MOTOR VEHICLES, TRAILERS & SEMI-TRAILERS	144	2,936	79,631	82,711
Manufacture of bodies for motor vehicles.....	43	149	79,631	79,823
Manufacture of parts and accessories for motor vehicles and their engines.....	100	2,787	-	2,887
MANUFACTURE OF FURNITURE; MANUFACTURING N.E.C.	4,088	11,354	22,797	38,239
Manufacture of furniture; manufacturing n.e.c.....	4,088	11,354	22,797	38,239
T O T A L	28,690	77,847	1,876,388	1,982,925

* IN THE NATIONAL ACCOUNT CONCEPT AT FACTOR COST

VALUE ADDED* BY SIZE OF PERSONS ENGAGED AND INDUSTRIAL GROUP
PUBLIC - 1998/99(1991 E.F.Y)

TABLE 4.38

(IN '000 BIRR)

INDUSTRIAL GROUP	SIZE - GROUP			
	10 - 19	20 - 49	50 & OVER	TOTAL
MANUFACTURE OF FOOD PRODUCTS AND BEVERAGES.....	-	462	797,731	798,193
Production, processing and preserving of meat, fruit and vegetables	-	-	23,293	23,293
Manufacture of vegetable and animal oils and fats...	-	277	7,029	7,306
Manufacture of dairy products	-	-	3,352	3,352
Manufacture of grain mill products	-	-	18,492	18,492
Manufacture of prepared animal feeds	-	-	1,157	1,157
Manufacture of bakery products	-	-	37,084	37,084
Manufacture of sugar and sugar confectionery	-	185	538,702	538,887
Manufacture of macaroni and spaghetti.....	-	-	16,484	16,484
Manufacture of food products n.e.c.	-	-	12,904	12,904
Distilling, rectifying and blending of spirits	-	-	22,369	22,369
Manufacture of wines	-	-	5,760	5,760
Manufacture of malt liquors and malt	-	-	82,086	82,086
Manufacture of soft drinks & production of mineral waters	-	-	29,019	29,019
MANUFACTURE OF TOBACCO PRODUCTS	-	-	135,141	135,141
Manufacture of tobacco products.....	-	-	135,141	135,141
MANUFACTURE OF TEXTILES	-	238	113,267	113,506
Spinning, weaving and finishing of textiles	-	238	93,012	93,250
Manufacture of cordage, rope, twine and netting	-	-	20,255	20,255
Knitting mills	-	-	-	-
MANUFACTURE OF WEARING APPAREL, EXCEPT FUR APPAREL....	-	-	7,459	7,459
Manufacture of wearing apparel except fur apparel...	-	-	7,459	7,459
TANNING AND DRESSING OF LEATHER; MANUFACTURE OF FOOTWEAR, LUGGAGE AND HANDBAGS	-	-	83,793	83,793
Tanning and dressing of leather, luggage and handbags	-	-	55,058	55,058
Manufacture of footwear.....	-	-	28,734	28,734
MANUFACTURE OF WOOD AND OF PRODUCTS OF WOOD AND CORK, EXCEPT FURNITURE	-	598	10,235	10,833
Manufacture of wood and of products of wood and cork, except furniture.....	-	598	10,235	10,833
MANUFACTURE OF PAPER, PAPER PRODUCTS AND PRINTING.....	-	-	75,199	75,199
Manufacture of paper and paper products.....	-	-	14,846	14,846
Publishing and printing services.....	-	-	60,353	60,353
MANUFACTURE OF CHEMICALS AND CHEMICAL PRODUCTS.....	982	-	46,385	47,366
Manufacture of basic chemicals, except fertilizers and nitrogen compounds.....	-	-	3,261	3,261
Manufacture of paints, varnishes and mastics	-	-	13,828	13,828

* IN THE NATIONAL ACCOUNT CONCEPT AT FACTOR COST

VALUE ADDED* BY SIZE OF PERSONS ENGAGED AND INDUSTRIAL GROUP
PUBLIC - 1998/99(1991 E.F.Y)

TABLE 4.38(Contd..)

(IN '000 BIRR)

INDUSTRIAL GROUP	SIZE - GROUP			
	10 - 19	20 - 49	50 & OVER	TOTAL
Manufacture of pharmaceuticals, medicinal chemicals and botanical products.....	-	-	19,653	19,653
Manufacture of soap and detergents cleaning and polishing, perfumes and toilet preparations.....	-	-	8,795	8,795
Manufacture of chemical products n.e.c.	982	-	847	1,829
MANUFACTURE OF RUBBER AND PLASTIC PROCDUCTS.....	-	-	65,572	65,572
Manufacture of rubber products.....	-	-	43,704	43,704
Manufacture of plastic products.....	-	-	21,868	21,868
MANUFACTURE OF OTHER NON-METALLIC MINERAL PRODUCTS ...	37	1,116	153,470	154,623
Manufacture of glass and glass products.....	-	-	11,072	11,072
Manufacture of structural clay products	-	-	3,612	3,612
Manufacture of cement, lime and plaster	-	1,133	112,741	113,874
Manufacture of articles of concrete, cement and plaster	37	-	19,717	19,754
Manufacture of non-metallic mineral products n.e.c..	-	-17	6,328	6,311
MANUFACTURE OF BASIC IRON AND STEEL.....	-	-	34,558	34,558
Manufacture of basic iron and steel.....	-	-	34,558	34,558
MANUFACTURE OF FABRICATED METAL PRODUCTS EXCEPT MACHINERY AND EQUIPMENT	-	-	18,101	18,101
Manufacture of structural metal products, tanks, reservoirs and containers of metal	-	-	-	-
Manufacture of cutlery, hand tools and general hardware	-	-	3,607	3,607
Manufacture of other fabricated metal products	-	-	14,495	14,495
MANUFACTURE OF MACHINERY AND EQUIPMENT N.E.C.	-	-	60	60
Manufacture of pumps, compressors, taps and valves..	-	-	-	-
Manufacture of ovens, furnaces and furnace burners..	-	-	-	-
Manufacture of other general purpose machinery.....	-	-	-	-
Manufacture of machinery for food and beverage processing	-	-	-	-
Manufacture of accumulators, primary cells and and primary batteries	-	-	60	60
MANUFACTURE OF MOTOR VEHICLES, TRAILERS & SEMI-TRAILERS	-	-	7,293	7,293
Manufacture of bodies for motor vehicles.....	-	-	7,293	7,293
Manufacture of parts and accessories for motor vehicles and their engines.....	-	-	-	-
MANUFACTURE OF FURNITURE; MANUFACTURING N.E.C.	1	5,112	2,019	7,131
Manufacture of furniture; manufacturing n.e.c.....	1	5,112	2,019	7,131
T O T A L	1,019	7,526	1,550,282	1,558,827

* IN THE NATIONAL ACCOUNT CONCEPT AT FACTOR COST

VALUE ADDED* BY SIZE OF PERSONS ENGAGED AND INDUSTRIAL GROUP
PRIVATE - 1998/99(1991 E.F.Y)

TABLE 4.39

(IN '000 BIRR)

INDUSTRIAL GROUP	SIZE - GROUP			
	10 - 19	20 - 49	50 & OVER	TOTAL
MANUFACTURE OF FOOD PRODUCTS AND BEVERAGES.....	8,925	12,361	105,862	127,148
Production, processing and preserving of meat, fruit and vegetables	19	-	51,421	51,440
Manufacture of vegetable and animal oils and fats...	1,263	439	3,316	5,017
Manufacture of dairy products	-	-	-	-
Manufacture of grain mill products	3,115	6,397	13,093	22,605
Manufacture of prepared animal feeds	79	-	-	79
Manufacture of bakery products	3,642	2,888	10,699	17,230
Manufacture of sugar and sugar confectionery	93	73	-	166
Manufacture of macaroni and spaghetti.....	-	1,500	-	1,500
Manufacture of food products n.e.c.	208	213	1,763	2,183
Distilling, rectifying and blending of spirits	506	851	-	1,357
Manufacture of wines	-	-	-	-
Manufacture of malt liquors and malt	-	-	-6,447	-6,447
Manufacture of soft drinks & production of mineral waters	-	-	32,018	32,018
MANUFACTURE OF TOBACCO PRODUCTS	-	-	-	-
Manufacture of tobacco products.....	-	-	-	-
MANUFACTURE OF TEXTILES	984	762	4,313	6,059
Spinning, weaving and finishing of textiles	766	181	3,783	4,731
Manufacture of cordage, rope, twine and netting	-	-	-	-
Knitting mills	218	581	530	1,329
MANUFACTURE OF WEARING APPAREL, EXCEPT FUR APPAREL....	842	1,371	2,601	4,814
Manufacture of wearing apparel except fur apparel...	842	1,371	2,601	4,814
TANNING AND DRESSING OF LEATHER; MANUFACTURE OF FOOTWEAR, LUGGAGE AND HANDBAGS	2,813	8,647	46,190	57,651
Tanning and dressing of leather, luggage and handbags	-	977	37,386	38,363
Manufacture of footwear.....	2,813	7,670	8,805	19,288
MANUFACTURE OF WOOD AND OF PRODUCTS OF WOOD AND CORK, EXCEPT FURNITURE	334	2,828	-	3,163
Manufacture of wood and of products of wood and cork, except furniture.....	334	2,828	-	3,163
MANUFACTURE OF PAPER, PAPER PRODUCTS AND PRINTING.....	2,046	6,626	23,806	32,477
Manufacture of paper and paper products.....	234	-155	5,952	6,031
Publishing and printing services.....	1,811	6,780	17,854	26,446
MANUFACTURE OF CHEMICALS AND CHEMICAL PRODUCTS.....	2,927	8,463	15,639	27,028
Manufacture of basic chemicals, except fertilizers and nitrogen compounds.....	-	-	-	-
Manufacture of paints, varnishes and mastics	188	6,337	6,086	12,611

* IN THE NATIONAL ACCOUNT CONCEPT AT FACTOR COST

VALUE ADDED* BY SIZE OF PERSONS ENGAGED AND INDUSTRIAL GROUP
PRIVATE - 1998/99(1991 E.F.Y)

TABLE 4.39(Contd..)

(IN '000 BIRR)

INDUSTRIAL GROUP	SIZE - GROUP			
	10 - 19	20 - 49	50 & OVER	TOTAL
Manufacture of pharmaceuticals, medicinal chemicals and botanical products.....	-	579	2,544	3,124
Manufacture of soap and detergents cleaning and polishing, perfumes and toilet preparations.....	690	1,294	7,008	8,992
Manufacture of chemical products n.e.c.	2,049	253	-	2,302
MANUFACTURE OF RUBBER AND PLASTIC PRODUCTS.....	790	14,435	15,470	30,694
Manufacture of rubber products.....	48	457	1,688	2,193
Manufacture of plastic products.....	742	13,978	13,781	28,502
MANUFACTURE OF OTHER NON-METALLIC MINERAL PRODUCTS ...	1,929	2,210	14,195	18,334
Manufacture of glass and glass products.....	-	-	1,889	1,889
Manufacture of structural clay products	12	237	-	248
Manufacture of cement, lime and plaster	297	-	-	297
Manufacture of articles of concrete, cement and plaster	1,474	1,928	1,933	5,335
Manufacture of non-metallic mineral products n.e.c..	147	45	10,373	10,564
MANUFACTURE OF BASIC IRON AND STEEL.....	-	-1,733	1,972	239
Manufacture of basic iron and steel.....	-	-1,733	1,972	239
MANUFACTURE OF FABRICATED METAL PRODUCTS EXCEPT MACHINERY AND EQUIPMENT	1,120	3,819	2,941	7,880
Manufacture of structural metal products, tanks, reservoirs and containers of metal	1,094	594	2,196	3,844
Manufacture of cutlery, hand tools and general hardware	-57	279	-	221
Manufacture of other fabricated metal products	123	2,947	744	3,814
MANUFACTURE OF MACHINERY AND EQUIPMENT N.E.C.	731	1,354	-	2,085
Manufacture of pumps, compressors, taps and valves..	-	-	-	-
Manufacture of ovens, furnaces and furnace burners..	177	135	-	312
Manufacture of other general purpose machinery.....	48	-	-	48
Manufacture of machinery for food and beverage processing	450	1,219	-	1,669
Manufacture of accumulators, primary cells and and primary batteries	56	-	-	56
MANUFACTURE OF MOTOR VEHICLES, TRAILERS & SEMI-TRAILERS	144	2,936	72,338	75,417
Manufacture of bodies for motor vehicles.....	43	149	72,338	72,530
Manufacture of parts and accessories for motor vehicles and their engines.....	100	2,787	-	2,887
MANUFACTURE OF FURNITURE; MANUFACTURING N.E.C.	4,087	6,242	20,778	31,108
Manufacture of furniture; manufacturing n.e.c.....	4,087	6,242	20,778	31,108
T O T A L	27,671	70,321	326,106	424,098

* IN THE NATIONAL ACCOUNT CONCEPT AT FACTOR COST

**SUMMARY OF OPERATIONS OF LARGE AND MEDIUM SCALE MANUFACTURING INDUSTRIES BY REGIONAL STATES
AND URBAN CENTERS, PUBLIC AND PRIVATE - 1998/99(1991 E.F.Y)**

TABLE 4.40

ALL VALUES (IN '000 BIRR)

REGIONAL STATES AND URBAN CENTERS	NO. OF ESTAB.	NO. OF PERSONS ENGAGED	WAGES AND SALARIES	GROSS VALUE OF PRODUCTION	VALUE ADDED IN NATIONAL ACCOUNT CONCEPT(FACTOR COST)	1 FIXED ASSETS	2 NEW CAPITAL EXPENDITURE
TIGRAY	29	3,486	18,273	145,318	35,224	688,802	17,255
ADIGRAT.....	3	374	2,313	23,262	2,555	158,538	848
AXUME	3	147	452	1,259	89	3,813	11
MEKELE.....	12	940	5,663	82,200	21,191	39,191	12,362
QUIHA.....	4	245	1,046	9,909	2,584	6,539	2,727
OTHER TOWNS	7	1,780	8,800	28,689	8,805	480,722	1,307
AFAR.....	4	699	3,530	112,959	7,625	17,712	3,104
AWASH.....	3	495	3,037	73,739	6,692	17,707	3,104
DUPTI.....	1	204	493	39,220	933	5	-
AMHARA.....	52	8,137	35,563	413,092	75,845	389,109	20,645
BAHIR DAR	16	2,429	10,280	51,775	12,764	60,648	854
COMBOLCHA	5	2,951	13,525	200,491	23,284	182,055	4,137
DESSIE	7	264	1,398	8,711	333	3,654	321
GONDAR	8	1,176	3,860	63,311	16,496	60,970	1,096
WOLDIA	2	28	30	362	37	132	-
OTHER TOWNS	14	1,289	6,470	88,443	22,932	81,650	14,237
OROMIYA.....	106	17,971	135,848	2,161,417	861,915	979,973	76,437
ASSELA	4	243	1,707	29,826	8,762	22,963	942
DEBRE ZEIT	14	1,641	6,026	76,477	7,676	52,859	7,015
DERRA	2	57	186	7,577	897	1,999	247
JIMMA	14	377	1,436	6,758	3,899	1,568	26
MERTI	2	2,486	25,685	528,957	288,796	49,005	5,389
MODJO	4	1,909	18,189	166,259	56,889	26,198	3,417
NAZARETH	20	1,482	6,790	114,342	22,180	35,718	2,365
WONJI	2	2,972	28,505	302,466	154,316	47,829	24,521
OTHER TOWNS	44	6,804	47,323	928,754	318,499	741,833	32,514
S.N.N.P.....	57	5,383	22,705	227,474	25,153	390,365	5,896
ARBA MINCH	3	1,017	4,499	25,005	-456	89,246	43
AWASSA	26	3,228	12,761	121,196	15,527	279,540	1,140
DILA	6	65	198	853	412	152	1
SODO	5	57	95	364	107	689	79
OTHER TOWNS.....	17	1,016	5,153	80,054	9,563	20,739	4,634
GAMBELLA	1	23	101	985	238	96	-
GAMBELLA	1	23	101	985	238	96	-
HARARI.....	11	1,389	10,163	98,448	18,867	61,422	40,081
ADDIS ABABA.....	495	51,805	304,019	3,816,676	901,662	1,600,734	199,059
DIRE DAWA	24	5,521	21,772	295,947	56,396	82,371	4,582
T O T A L . .	779	94,414	551,975	7,272,316	1,982,925	4,210,585	367,059

1. 734 ESTABLISHMENTS
2. 366 ESTABLISHMENTS

SUMMARY OF OPERATIONS OF LARGE AND MEDIUM SCALE MANUFACTURING INDUSTRIES BY REGIONAL STATES
AND URBAN CENTERS, PUBLIC - 1998/99(1991 E.F.Y)

TABLE 4.41

ALL VALUES (IN '000 BIRR)

REGIONAL STATES AND URBAN CENTERS	NO. OF ESTAB.	NO. OF PERSONS ENGAGED	WAGES AND SALARIES	GROSS VALUE OF PRODUCTION	VALUE ADDED IN NATIONAL ACCOUNT CONCEPT(FACTOR COST)	1 FIXED ASSETS	2 NEW CAPITAL EXPENDITURE
AFAR.....	2	527	1,356	72,034	-553	7,759	675
AMHARA.....	7	5,695	23,978	206,458	50,223	139,713	6,285
BAHIR DAR	2	2,124	9,571	43,407	10,782	38,099	298
COMBOLCHA	2	2,242	8,743	78,899	13,863	81,748	105
GONDAR	2	393	1,376	17,442	5,657	2,441	191
OTHER TOWNS	1	936	4,287	66,710	19,920	17,425	5,690
OROMIYA.....	33	14,921	127,408	2,020,356	830,345	851,476	57,544
AMBO	1	683	4,614	57,393	26,541	17,249	2,655
ASSELA	2	216	1,657	28,852	8,727	21,330	942
DEBRE ZEIT	2	486	2,398	22,236	-6,553	2,754	40
DERRA	1	12	16	91	37	75	45
JIMMA	2	195	996	1,767	674	139	-
MERTI	2	2,486	25,685	528,957	288,796	49,005	5,389
MODJO	3	1,847	17,944	160,962	57,041	22,537	3,410
NAZARETH	6	995	5,544	100,181	20,090	19,817	1,646
WONJI	2	2,972	28,505	302,466	154,316	47,829	24,521
OTHER TOWNS	12	5,029	40,049	817,450	280,676	670,742	18,895
S.N.N.P.....	12	3,531	14,185	113,060	6,871	326,524	488
ARBA MINCH	2	994	4,468	24,635	-503	89,173	41
AWASSA	7	2,306	9,131	79,524	3,214	227,438	438
OTHER TOWNS.....	3	231	586	8,901	4,161	9,913	9
HARARI.....	4	1,267	9,656	95,288	17,505	60,006	39,731
ADDIS ABABA.....	85	34,020	203,210	1,915,067	610,793	657,199	48,037
DIRE DAWA	6	4,721	18,506	239,175	42,174	38,987	2,728
OTHER REGION *	2	85	594	7,109	1,469	386	11
T O T A L . .	151	64,767	398,892	4,668,546	1,558,827	2,082,051	155,501

* OTHER REGIONS INCLUDES TIGRAY AND GAMBELLA EACH WITH ONE ESTABLISHMENT

1. 138 ESTABLISHMENTS

2. 103 ESTABLISHMENTS

SUMMARY OF OPERATIONS OF LARGE AND MEDIUM SCALE MANUFACTURING INDUSTRIES BY REGIONAL STATES
AND URBAN CENTERS, PRIVATE - 1998/99(1991 E.F.Y)

TABLE 4.42

ALL VALUES (IN '000 BIRR)

REGIONAL STATES AND URBAN CENTERS	NO. OF ESTAB.	NO. OF PERSONS ENGAGED	WAGES AND SALARIES	GROSS VALUE OF PRODUCTION	VALUE ADDED IN NATIONAL ACCOUNT CONCEPT(FACTOR COST)	1 FIXED ASSETS	2 NEW CAPITAL EXPENDITURE
TIGRAY	28	3,424	17,780	139,193	33,994	688,512	17,244
ADIGRAT.....	3	374	2,313	23,262	2,555	158,538	848
AXUME	3	147	452	1,259	89	3,813	11
MEKELE.....	12	940	5,663	82,200	21,191	39,191	12,362
QUIHA.....	3	183	553	3,784	1,354	6,249	2,716
OTHER TOWNS	7	1,780	8,800	28,689	8,805	480,722	1,307
AFAR.....	2	172	2,175	40,925	8,178	9,954	2,429
AWASH.....	2	172	2,175	40,925	8,178	9,954	2,429
AMHARA.....	45	2,442	11,585	206,634	25,623	249,397	14,360
BAHIR DAR	14	305	709	8,368	1,982	22,549	556
COMBOLCHA	3	709	4,782	121,592	9,421	100,306	4,031
DESSIE	7	264	1,398	8,711	333	3,654	321
GONDAR	6	783	2,483	45,869	10,838	58,530	905
WOLDIA	2	28	30	362	37	132	-
OTHER TOWNS	13	353	2,183	21,732	3,012	64,226	8,546
OROMIYA.....	73	3,050	8,441	141,061	31,570	128,497	18,893
ASSELA	2	27	50	973	35	1,633	-
DEBRE ZEIT	12	1,155	3,628	54,241	14,229	50,105	6,975
DERRA	1	45	170	7,487	860	1,925	202
JIMMA	12	182	440	4,991	3,225	1,429	26
MODJO	1	62	246	5,298	-152	3,661	7
NAZARETH	14	487	1,246	14,160	2,090	15,901	719
OTHER TOWNS	31	1,092	2,660	53,911	11,283	53,843	10,964
S.N.N.P.....	45	1,852	8,520	114,414	18,281	63,840	5,408
ARBA MINCH	1	23	31	370	47	72	2
AWASSA	19	922	3,630	41,672	12,313	52,102	702
DILA	6	65	198	853	412	152	1
SODO	5	57	95	364	107	689	79
OTHER TOWNS.....	14	785	4,566	71,153	5,402	10,826	4,625
HARARI.....	7	122	507	3,161	1,361	1,416	350
ADDIS ABABA.....	410	17,785	100,809	1,901,610	290,869	943,535	151,022
DIRE DAWA	18	800	3,266	56,772	14,222	43,384	1,854
T O T A L . .	628	29,647	153,083	2,603,769	424,098	2,128,534	211,558

1. 596 ESTABLISHMENTS
2. 263 ESTABLISHMENTS

FIXED ASSETS AND NEW CAPITAL EXPENDITURE BY INDUSTRIAL GROUP AND OWNERSHIP
1998/99(1991 E.F.Y)

TABLE 4.43

(IN '000 BIRR)

INDUSTRIAL GROUP	1 FIXED ASSETS			2 NEW CAPITAL EXPENDITURE		
	PUBLIC	PRIVATE	TOTAL	PUBLIC	PRIVATE	TOTAL
MANUFACTURE OF FOOD PRODUCTS AND BEVERAGES.....	774,402	625,353	1,399,755	82,718	61,630	144,348
Production, processing and preserving of meat, fruit and vegetables	5,385	124,029	129,413	545	1,503	2,048
Manufacture of vegetable and animal oils and fats...	90,161	28,531	118,692	36,177	59	36,236
Manufacture of dairy products	35,795	-	35,795	296	-	296
Manufacture of grain mill products	37,268	125,664	162,932	2,189	11,287	13,476
Manufacture of prepared animal feeds	728	367	1,095	5	12	17
Manufacture of bakery products	40,703	42,426	83,129	1,685	2,231	3,916
Manufacture of sugar and sugar confectionery	392,326	835	393,160	28,947	501	29,448
Manufacture of macaroni and spaghetti.....	17,556	3,928	21,484	1,108	92	1,200
Manufacture of food products n.e.c.	14,293	26,204	40,497	504	1,032	1,536
Distilling, rectifying and blending of spirits	8,151	3,135	11,286	2,546	80	2,626
Manufacture of wines	1,263	-	1,263	525	-	525
Manufacture of malt liquors and malt	110,005	128,375	238,380	4,748	25,195	29,944
Manufacture of soft drinks & production of mineral waters	20,767	141,860	162,628	3,443	19,636	23,080
MANUFACTURE OF TOBACCO PRODUCTS	27,190	-	27,190	510	-	510
Manufacture of tobacco products.....	27,190	-	27,190	510	-	510
MANUFACTURE OF TEXTILES	378,116	466,883	844,999	8,854	1,466	10,320
Spinning, weaving and finishing of textiles	350,395	461,584	811,978	8,161	1,309	9,470
Manufacture of cordage, rope, twine and netting	27,721	-	27,721	693	-	693
Knitting mills	-	5,299	5,299	-	157	157
MANUFACTURE OF WEARING APPAREL, EXCEPT FUR APPAREL....	3,095	58,003	61,098	120	674	795
Manufacture of wearing apparel except fur apparel...	3,095	58,003	61,098	120	674	795
TANNING AND DRESSING OF LEATHER; MANUFACTURE OF FOOTWEAR, LUGGAGE AND HANDBAGS	22,413	250,584	272,997	3,986	35,211	39,197
Tanning and dressing of leather, luggage and handbags	16,431	131,949	148,380	3,680	12,562	16,242
Manufacture of footwear.....	5,982	118,635	124,617	306	22,648	22,955
MANUFACTURE OF WOOD AND OF PRODUCTS OF WOOD AND CORK, EXCEPT FURNITURE	4,799	1,158	5,957	505	-	505
Manufacture of wood and of products of wood and cork, except furniture.....	4,799	1,158	5,957	505	-	505
MANUFACTURE OF PAPER, PAPER PRODUCTS AND PRINTING	45,969	83,439	129,408	6,503	5,970	12,473
Manufacture of paper and paper products.....	12,447	35,632	48,080	1,250	315	1,565
Publishing and printing services.....	33,522	47,806	81,329	5,253	5,655	10,908
MANUFACTURE OF CHEMICALS AND CHEMICAL PRODUCTS.....	175,383	264,447	439,829	2,254	42,684	44,938
Manufacture of basic chemicals, except fertilizers and nitrogen compounds.....	144,962	-	144,962	972	-	972
Manufacture of paints, varnishes and mastics	6,031	33,637	39,668	880	7,930	8,810

FIXED ASSETS AND NEW CAPITAL EXPENDITURE BY INDUSTRIAL GROUP AND OWNERSHIP
1998/99(1991 E.F.Y)

TABLE 4.43(Contd..)

(IN '000 BIRR)

INDUSTRIAL GROUP	1 FIXED ASSETS			2 NEW CAPITAL EXPENDITURE		
	PUBLIC	PRIVATE	TOTAL	PUBLIC	PRIVATE	TOTAL
Manufacture of pharmaceuticals, medicinal chemicals and botanical products.....	19,822	159,148	178,970	104	863	967
Manufacture of soap and detergents cleaning and polishing, perfumes and toilet preparations.....	2,214	65,661	67,875	295	33,891	34,185
Manufacture of chemical products n.e.c.	2,354	6,000	8,354	3	-	3
MANUFACTURE OF RUBBER AND PLASTIC PRODCUTS.....	162,010	121,281	283,291	4,492	23,091	27,584
Manufacture of rubber products.....	148,388	4,053	152,440	3,141	947	4,088
Manufacture of plastic products.....	13,623	117,228	130,851	1,352	22,144	23,496
MANUFACTURE OF OTHER NON-METALLIC MINERAL PRODUCTS ...	360,737	56,278	417,015	25,738	9,472	35,211
Manufacture of glass and glass products.....	19,246	158	19,404	328	-	328
Manufacture of structural clay products	1,097	3,782	4,879	-	3,650	3,650
Manufacture of cement, lime and plaster	162,952	173	163,126	21,146	8	21,154
Manufacture of articles of concrete, cement and plaster	8,669	28,859	37,528	3,781	3,199	6,980
Manufacture of non-metallic mineral products n.e.c..	168,773	23,305	192,079	483	2,615	3,098
MANUFACTURE OF BASIC IRON AND STEEL.....	25,766	13,635	39,401	16,414	250	16,664
Manufacture of basic iron and steel.....	25,766	13,635	39,401	16,414	250	16,664
MANUFACTURE OF FABRICATED METAL PRODUCTS EXCEPT MACHINERY AND EQUIPMENT	83,180	30,529	113,709	2,557	8,780	11,337
Manufacture of structural metal products, tanks, reservoirs and containers of metal	-	20,273	20,273	-	7,701	7,701
Manufacture of cutlery, hand tools and general hardware	1,966	6,660	8,626	480	703	1,182
Manufacture of other fabricated metal products	81,214	3,596	84,810	2,078	376	2,454
MANUFACTURE OF MACHINERY AND EQUIPMENT N.E.C.	355	5,229	5,585	5	523	529
Manufacture of pumps, compressors, taps and valves..	-	-	-	-	-	-
Manufacture of ovens, furnaces and furnace burners..	-	265	265	-	-	-
Manufacture of other general purpose machinery.....	-	41	41	-	-	-
Manufacture of machinery for food and beverage processing	-	4,878	4,878	-	523	523
Manufacture of accumulators, primary cells and and primary batteries	355	46	401	5	-	5
MANUFACTURE OF MOTOR VEHICLES, TRAILERS & SEMI-TRAILERS	10,968	60,816	71,785	823	15,753	16,576
Manufacture of bodies for motor vehicles.....	10,968	56,451	67,420	823	15,753	16,576
Manufacture of parts and accessories for motor vehicles and their engines.....	-	4,365	4,365	-	-	-
MANUFACTURE OF FURNITURE; MANUFACTURING N.E.C.	7,667	90,899	98,566	20	6,054	6,074
Manufacture of furniture; manufacturing n.e.c.....	7,667	90,899	98,566	20	6,054	6,074
T O T A L	2,082,051	2,128,534	4,210,585	155,501	211,558	367,059

1. 734 ESTABLISHMENTS
2. 366 ESTANLISHMENTS

FIXED ASSETS OF REPORTING ESTABLISHMENTS BY TYPE AND INDUSTRIAL GROUP
PUBLIC AND PRIVATE - 1998/99(1991 E.F.Y)

TABLE 4.44

(IN '000 BIRR)

INDUSTRIAL GROUP	NO. OF ESTAB.	BUILDING AND OTHER CONST- RUCTION WORKS	MACHINERY AND EQUIPMENT	VEHICLES	OTHERS	TOTAL
MANUFACTURE OF FOOD PRODUCTS AND BEVERAGES.....	206	504,179	730,794	119,716	45,065	1,399,755
Production, processing and preserving of meat, fruit and vegetables	8	44,173	62,234	19,689	3,317	129,413
Manufacture of vegetable and animal oils and fats....	26	68,224	47,905	1,652	912	118,692
Manufacture of dairy products	1	30,928	3,651	699	517	35,795
Manufacture of grain mill products	49	94,965	58,026	8,100	1,841	162,932
Manufacture of prepared animal feeds	4	819	135	127	14	1,095
Manufacture of bakery products	72	32,848	40,615	6,777	2,888	83,129
Manufacture of sugar and sugar confectionery	8	70,653	280,631	34,753	7,124	393,160
Manufacture of macaroni and spaghetti.....	4	8,611	11,831	570	472	21,484
Manufacture of food products n.e.c.	11	22,775	16,413	743	566	40,497
Distilling, rectifying and blending of spirits	7	2,944	6,733	1,203	406	11,286
Manufacture of wines	1	196	71	722	275	1,263
Manufacture of malt liquors and malt	6	90,025	117,450	9,804	21,101	238,380
Manufacture of soft drinks & production of mineral waters	9	37,019	85,100	34,878	5,631	162,628
MANUFACTURE OF TOBACCO PRODUCTS	1	5,180	14,755	5,181	2,074	27,190
Manufacture of tobacco products.....	1	5,180	14,755	5,181	2,074	27,190
MANUFACTURE OF TEXTILES	34	276,029	559,006	5,118	4,847	844,999
Spinning, weaving and finishing of textiles	25	257,980	544,851	4,759	4,388	811,978
Manufacture of cordage, rope, twine and netting	2	15,976	11,062	331	353	27,721
Knitting mills	7	2,072	3,092	28	106	5,299
MANUFACTURE OF WEARING APPAREL, EXCEPT FUR APPAREL.....	28	38,060	19,353	1,995	1,690	61,098
Manufacture of wearing apparel except fur apparel.....	28	38,060	19,353	1,995	1,690	61,098
TANNING AND DRESSING OF LEATHER; MANUFACTURE OF FOOTWEAR, LUGGAGE AND HANDBAGS	48	89,387	154,927	16,546	12,137	272,997
Tanning and dressing of leather, luggage and handbags.	14	59,756	69,012	13,234	6,377	148,380
Manufacture of footwear.....	34	29,631	85,915	3,312	5,760	124,617
MANUFACTURE OF WOOD AND OF PRODUCTS OF WOOD AND CORK, EXCEPT FURNITURE	15	2,121	2,541	1,114	181	5,957
Manufacture of wood and of products of wood and cork, except furniture.....	15	2,121	2,541	1,114	181	5,957
MANUFACTURE OF PAPER, PAPER PRODUCTS AND PRINTING.....	60	38,915	72,809	8,177	9,506	129,408
Manufacture of paper and paper products.....	7	21,728	21,361	3,160	1,830	48,080
Publishing and printing services.....	53	17,188	51,448	5,017	7,676	81,329
MANUFACTURE OF CHEMICALS AND CHEMICAL PRODUCTS.....	43	171,805	244,772	12,602	10,650	439,829
Manufacture of basic chemicals, except fertilizers and nitrogen compounds.....	4	57,554	84,167	2,213	1,029	144,962
Manufacture of paints, varnishes and mastics	8	18,016	15,247	3,518	2,887	39,668

**FIXED ASSETS OF REPORTING ESTABLISHMENTS BY TYPE AND INDUSTRIAL GROUP
PUBLIC AND PRIVATE - 1998/99(1991 E.F.Y)**

TABLE 4.44(Contd..)

(IN '000 BIRR)

INDUSTRIAL GROUP	NO. OF ESTAB.	BUILDING AND OTHER CONST- RUCTION WORKS	MACHINERY AND EQUIPMENT	VEHICLES	OTHERS	TOTAL
Manufacture of pharmaceuticals, medicinal chemicals and botanical products.....	3	46,343	125,093	2,011	5,522	178,970
Manufacture of soap and detergents cleaning and polishing, perfumes and toilet preparations.....	23	45,479	16,798	4,464	1,135	67,875
Manufacture of chemical products n.e.c.	5	4,414	3,467	396	77	8,354
MANUFACTURE OF RUBBER AND PLASTIC PROCDUCTS.....	29	91,737	183,961	4,721	2,872	283,291
Manufacture of rubber products.....	5	46,397	104,003	1,191	850	152,440
Manufacture of plastic products.....	24	45,341	79,958	3,530	2,023	130,851
MANUFACTURE OF OTHER NON-METALLIC MINERAL PRODUCTS	80	186,007	209,944	13,057	8,008	417,015
Manufacture of glass and glass products.....	2	4,587	13,886	572	359	19,404
Manufacture of structural clay products	5	2,928	1,664	101	186	4,879
Manufacture of cement, lime and plaster	9	110,290	47,626	2,387	2,822	163,126
Manufacture of articles of concrete, cement and plaster	54	17,976	12,317	6,621	613	37,528
Manufacture of non-metallic mineral products n.e.c....	10	50,224	134,451	3,375	4,028	192,079
MANUFACTURE OF BASIC IRON AND STEEL.....	6	9,607	24,510	4,242	1,042	39,401
Manufacture of basic iron and steel.....	6	9,607	24,510	4,242	1,042	39,401
MANUFACTURE OF FABRICATED METAL PRODUCTS EXCEPT MACHINERY AND EQUIPMENT	39	50,433	54,543	4,111	4,623	113,709
Manufacture of structural metal products, tanks, reservoirs and containers of metal	21	13,924	4,514	1,140	695	20,273
Manufacture of cutlery, hand tools and general hardware	8	4,286	3,229	895	215	8,626
Manufacture of other fabricated metal products	10	32,222	46,799	2,076	3,713	84,810
MANUFACTURE OF MACHINERY AND EQUIPMENT N.E.C.	19	3,023	2,068	244	251	5,585
Manufacture of pumps, compressors, taps and valves...	-	-	-	-	-	-
Manufacture of ovens, furnaces and furnace burners...	5	122	88	45	11	265
Manufacture of other general purpose machinery.....	1	-	41	-	-	41
Manufacture of machinery for food and beverage processing	11	2,584	1,879	195	220	4,878
Manufacture of accumulators, primary cells and and primary batteries	2	317	60	5	20	401
MANUFACTURE OF MOTOR VEHICLES, TRAILERS & SEMI-TRAILERS.	9	42,356	19,407	6,077	3,945	71,785
Manufacture of bodies for motor vehicles.....	7	41,697	16,501	5,385	3,837	67,420
Manufacture of parts and accessories for motor vehicles and their engines.....	2	659	2,906	692	108	4,365
MANUFACTURE OF FURNITURE; MANUFACTURING N.E.C.	117	57,246	30,016	7,589	3,716	98,566
Manufacture of furniture; manufacturing n.e.c.....	117	57,246	30,016	7,589	3,716	98,566
T O T A L	734	1,566,084	2,323,405	210,489	110,607	4,210,585

**FIXED ASSETS OF REPORTING ESTABLISHMENTS BY TYPE AND INDUSTRIAL GROUP
PUBLIC - 1998/99(1991 E.F.Y)**

TABLE 4.45

(IN '000 BIRR)

INDUSTRIAL GROUP	NO. OF ESTAB.	BUILDING AND OTHER CONST- RUCTION WORKS	MACHINERY AND EQUIPMENT	VEHICLES	OTHERS	TOTAL
MANUFACTURE OF FOOD PRODUCTS AND BEVERAGES.....	44	255,465	452,458	52,681	13,797	774,402
Production, processing and preserving of meat, fruit and vegetables.....	2	2,392	939	1,789	265	5,385
Manufacture of vegetable and animal oils and fats....	8	45,817	42,645	995	704	90,161
Manufacture of dairy products.....	1	30,928	3,651	699	517	35,795
Manufacture of grain mill products.....	9	13,822	21,202	1,351	893	37,268
Manufacture of prepared animal feeds.....	2	599	11	108	11	728
Manufacture of bakery products.....	4	13,644	23,586	2,164	1,310	40,703
Manufacture of sugar and sugar confectionery.....	4	70,089	280,387	34,753	7,096	392,326
Manufacture of macaroni and spaghetti.....	3	6,368	10,402	441	345	17,556
Manufacture of food products n.e.c.....	3	12,432	1,264	328	269	14,293
Distilling, rectifying and blending of spirits.....	1	1,359	5,992	601	199	8,151
Manufacture of wines.....	1	196	71	722	275	1,263
Manufacture of malt liquors and malt.....	4	47,438	57,091	4,237	1,239	110,005
Manufacture of soft drinks & production of mineral waters.....	2	10,382	5,219	4,493	674	20,767
MANUFACTURE OF TOBACCO PRODUCTS.....	1	5,180	14,755	5,181	2,074	27,190
Manufacture of tobacco products.....	1	5,180	14,755	5,181	2,074	27,190
MANUFACTURE OF TEXTILES.....	19	168,070	203,091	3,477	3,480	378,116
Spinning, weaving and finishing of textiles.....	17	152,094	192,028	3,146	3,127	350,395
Manufacture of cordage, rope, twine and netting.....	2	15,976	11,062	331	353	27,721
Knitting mills.....	-	-	-	-	-	-
MANUFACTURE OF WEARING APPAREL, EXCEPT FUR APPAREL.....	4	1,137	1,041	696	221	3,095
Manufacture of wearing apparel except fur apparel....	4	1,137	1,041	696	221	3,095
TANNING AND DRESSING OF LEATHER; MANUFACTURE OF FOOTWEAR, LUGGAGE AND HANDBAGS.....	7	4,644	14,402	2,439	928	22,413
Tanning and dressing of leather, luggage and handbags.	4	3,049	10,670	1,953	759	16,431
Manufacture of footwear.....	3	1,596	3,732	485	169	5,982
MANUFACTURE OF WOOD AND OF PRODUCTS OF WOOD AND CORK, EXCEPT FURNITURE.....	6	1,456	2,192	978	174	4,799
Manufacture of wood and of products of wood and cork, except furniture.....	6	1,456	2,192	978	174	4,799
MANUFACTURE OF PAPER, PAPER PRODUCTS AND PRINTING.....	9	11,086	27,628	3,262	3,993	45,969
Manufacture of paper and paper products.....	2	4,892	5,941	1,018	596	12,447
Publishing and printing services.....	7	6,194	21,687	2,244	3,397	33,522
MANUFACTURE OF CHEMICALS AND CHEMICAL PRODUCTS.....	11	64,860	102,349	4,919	3,255	175,383
Manufacture of basic chemicals, except fertilizers and nitrogen compounds.....	4	57,554	84,167	2,213	1,029	144,962
Manufacture of paints, varnishes and mastics.....	2	3,423	1,155	901	551	6,031

FIXED ASSETS OF REPORTING ESTABLISHMENTS BY TYPE AND INDUSTRIAL GROUP
PUBLIC - 1998/99(1991 E.F.Y)

TABLE 4.45(Contd..)

(IN '000 BIRR)

INDUSTRIAL GROUP	NO. OF ESTAB.	BUILDING AND OTHER CONST- RUCTION WORKS	MACHINERY AND EQUIPMENT	VEHICLES	OTHERS	TOTAL
Manufacture of pharmaceuticals, medicinal chemicals and botanical products.....	1	1,955	15,200	1,156	1,511	19,822
Manufacture of soap and detergents cleaning and polishing, perfumes and toilet preparations.....	2	839	1,017	253	104	2,214
Manufacture of chemical products n.e.c.	2	1,089	810	396	59	2,354
MANUFACTURE OF RUBBER AND PLASTIC PRODCUTS.....	3	49,489	110,321	1,307	894	162,010
Manufacture of rubber products.....	1	45,290	101,595	871	631	148,388
Manufacture of plastic products.....	2	4,198	8,726	436	263	13,623
MANUFACTURE OF OTHER NON-METALLIC MINERAL PRODUCTS	17	166,464	181,926	5,938	6,409	360,737
Manufacture of glass and glass products.....	1	4,429	13,886	572	359	19,246
Manufacture of structural clay products	2	845	115	1	136	1,097
Manufacture of cement, lime and plaster	5	110,172	47,573	2,387	2,820	162,952
Manufacture of articles of concrete, cement and plaster	6	5,104	1,109	2,075	381	8,669
Manufacture of non-metallic mineral products n.e.c....	3	45,914	119,244	902	2,714	168,773
MANUFACTURE OF BASIC IRON AND STEEL.....	3	2,272	19,071	3,762	662	25,766
Manufacture of basic iron and steel.....	3	2,272	19,071	3,762	662	25,766
MANUFACTURE OF FABRICATED METAL PRODUCTS EXCEPT MACHINERY AND EQUIPMENT	5	32,524	44,627	2,346	3,683	83,180
Manufacture of structural metal products, tanks, reservoirs and containers of metal	-	-	-	-	-	-
Manufacture of cutlery, hand tools and general hardware	2	1,022	530	310	104	1,966
Manufacture of other fabricated metal products	3	31,501	44,098	2,036	3,579	81,214
MANUFACTURE OF MACHINERY AND EQUIPMENT N.E.C.	1	317	19	5	15	355
Manufacture of pumps, compressors, taps and valves...	-	-	-	-	-	-
Manufacture of ovens, furnaces and furnace burners...	-	-	-	-	-	-
Manufacture of other general purpose machinery.....	-	-	-	-	-	-
Manufacture of machinery for food and beverage processing	-	-	-	-	-	-
Manufacture of accumulators, primary cells and and primary batteries	1	317	19	5	15	355
MANUFACTURE OF MOTOR VEHICLES, TRAILERS & SEMI-TRAILERS.	1	9,524	760	478	206	10,968
Manufacture of bodies for motor vehicles.....	1	9,524	760	478	206	10,968
Manufacture of parts and accessories for motor vehicles and their engines.....	-	-	-	-	-	-
MANUFACTURE OF FURNITURE; MANUFACTURING N.E.C.	7	3,891	3,478	-	298	7,667
Manufacture of furniture; manufacturing n.e.c.....	7	3,891	3,478	-	298	7,667
T O T A L	138	776,378	1,178,119	87,466	40,088	2,082,051

FIXED ASSETS OF REPORTING ESTABLISHMENTS BY TYPE AND INDUSTRIAL GROUP
PRIVATE - 1998/99(1991 E.F.Y)

TABLE 4.46

(IN '000 BIRR)

INDUSTRIAL GROUP	NO. OF ESTAB.	BULDING AND OTHER CONST- RUCTION WORKS	MACHINERY AND EQUIPMENT	VEHICLES	OTHERS	TOTAL
MANUFACTURE OF FOOD PRODUCTS AND BEVERAGES.....	162	248,714	278,336	67,035	31,268	625,353
Production, processing and preserving of meat, fruit and vegetables	6	41,782	61,295	17,899	3,053	124,029
Manufacture of vegetable and animal oils and fats....	18	22,407	5,260	657	208	28,531
Manufacture of dairy products	-	-	-	-	-	-
Manufacture of grain mill products	40	81,143	36,824	6,749	948	125,664
Manufacture of prepared animal feeds	2	220	124	20	3	367
Manufacture of bakery products	68	19,204	17,029	4,614	1,579	42,426
Manufacture of sugar and sugar confectionery	4	564	243	-	27	835
Manufacture of macaroni and spaghetti.....	1	2,242	1,429	129	127	3,928
Manufacture of food products n.e.c.	8	10,343	15,150	415	297	26,204
Distilling, rectifying and blending of spirits	6	1,585	741	602	207	3,135
Manufacture of wines	-	-	-	-	-	-
Manufacture of malt liquors and malt	2	42,587	60,359	5,567	19,862	128,375
Manufacture of soft drinks & production of mineral waters	7	26,637	79,881	30,385	4,958	141,860
MANUFACTURE OF TOBACCO PRODUCTS	-	-	-	-	-	-
Manufacture of tobacco products.....	-	-	-	-	-	-
MANUFACTURE OF TEXTILES	15	107,959	355,915	1,641	1,367	466,883
Spinning, weaving and finishing of textiles	8	105,887	352,823	1,613	1,261	461,584
Manufacture of cordage, rope, twine and netting	-	-	-	-	-	-
Knitting mills	7	2,072	3,092	28	106	5,299
MANUFACTURE OF WEARING APPAREL, EXCEPT FUR APPAREL.....	24	36,923	18,312	1,300	1,468	58,003
Manufacture of wearing apparel except fur apparel....	24	36,923	18,312	1,300	1,468	58,003
TANNING AND DRESSING OF LEATHER; MANUFACTURE OF FOOTWEAR, LUGGAGE AND HANDBAGS	41	84,743	140,525	14,107	11,209	250,584
Tanning and dressing of leather, luggage and handbags.	10	56,707	58,342	11,281	5,619	131,949
Manufacture of footwear.....	31	28,036	82,183	2,827	5,590	118,635
MANUFACTURE OF WOOD AND OF PRODUCTS OF WOOD AND CORK, EXCEPT FURNITURE	9	665	350	136	7	1,158
Manufacture of wood and of products of wood and cork, except furniture.....	9	665	350	136	7	1,158
MANUFACTURE OF PAPER, PAPER PRODUCTS AND PRINTING.....	51	27,830	45,181	4,915	5,513	83,439
Manufacture of paper and paper products.....	5	16,836	15,419	2,142	1,234	35,632
Publishing and printing services.....	46	10,993	29,761	2,773	4,279	47,806
MANUFACTURE OF CHEMICALS AND CHEMICAL PRODUCTS.....	32	106,945	142,423	7,683	7,396	264,447
Manufacture of basic chemicals, except fertilizers and nitrogen compounds.....	-	-	-	-	-	-
Manufacture of paints, varnishes and mastics	6	14,593	14,092	2,617	2,336	33,637

FIXED ASSETS OF REPORTING ESTABLISHMENTS BY TYPE AND INDUSTRIAL GROUP
PRIVATE - 1998/99(1991 E.F.Y)

TABLE 4.46(Contd..)

(IN '000 BIRR)

INDUSTRIAL GROUP	NO. OF ESTAB.	BULDING AND OTHER CONST- RUCTION WORKS	MACHINERY AND EQUIPMENT	VEHICLES	OTHERS	TOTAL
Manufacture of pharmaceuticals, medicinal chemicals and botanical products.....	2	44,388	109,894	855	4,011	159,148
Manufacture of soap and detergents cleaning and polishing, perfumes and toilet preparations.....	21	44,639	15,781	4,210	1,031	65,661
Manufacture of chemical products n.e.c.	3	3,325	2,657	-	18	6,000
MANUFACTURE OF RUBBER AND PLASTIC PROCDUCTS.....	26	42,249	73,640	3,414	1,979	121,281
Manufacture of rubber products.....	4	1,107	2,408	320	219	4,053
Manufacture of plastic products.....	22	41,142	71,232	3,094	1,760	117,228
MANUFACTURE OF OTHER NON-METALLIC MINERAL PRODUCTS	63	19,543	28,018	7,119	1,599	56,278
Manufacture of glass and glass products.....	1	158	-	-	-	158
Manufacture of structural clay products	3	2,083	1,549	100	50	3,782
Manufacture of cement, lime and plaster	4	118	53	-	2	173
Manufacture of articles of concrete, cement and plaster	48	12,872	11,209	4,546	232	28,859
Manufacture of non-metallic mineral products n.e.c....	7	4,311	15,207	2,473	1,315	23,305
MANUFACTURE OF BASIC IRON AND STEEL.....	3	7,335	5,439	480	380	13,635
Manufacture of basic iron and steel.....	3	7,335	5,439	480	380	13,635
MANUFACTURE OF FABRICATED METAL PRODUCTS EXCEPT MACHINERY AND EQUIPMENT	34	17,909	9,916	1,765	940	30,529
Manufacture of structural metal products, tanks, reservoirs and containers of metal	21	13,924	4,514	1,140	695	20,273
Manufacture of cutlery, hand tools and general hardware	6	3,264	2,700	585	111	6,660
Manufacture of other fabricated metal products	7	720	2,702	40	134	3,596
MANUFACTURE OF MACHINERY AND EQUIPMENT N.E.C.	18	2,706	2,049	239	236	5,229
Manufacture of pumps, compressors, taps and valves...	-	-	-	-	-	-
Manufacture of ovens, furnaces and furnace burners...	5	122	88	45	11	265
Manufacture of other general purpose machinery.....	1	-	41	-	-	41
Manufacture of machinery for food and beverage processing	11	2,584	1,879	195	220	4,878
Manufacture of accumulators, primary cells and and primary battries	1	-	41	-	5	46
MANUFACTURE OF MOTOR VEHICLES, TRAILERS & SEMI-TRAILERS.	8	32,832	18,647	5,599	3,739	60,816
Manufacture of bodies for motor vehicles.....	6	32,173	15,741	4,907	3,630	56,451
Manufacture of parts and accessories for motor vehicles and their engines.....	2	659	2,906	692	108	4,365
MANUFACTURE OF FURNITURE; MANUFACTURING N.E.C.	110	53,355	26,538	7,589	3,418	90,899
Manufacture of furniture; manufacturing n.e.c.....	110	53,355	26,538	7,589	3,418	90,899
T O T A L	596	789,706	1,145,287	123,023	70,518	2,128,534

FIXED ASSETS BY SIZE OF PERSONS ENGAGED AND INDUSTRIAL GROUP
PUBLIC AND PRIVATE - 1998/99(1991 E.F.Y)

TABLE 4.47

(IN '000 BIRR)

INDUSTRIAL GROUP	SIZE - GROUP			
	10 - 19	20 - 49	50 & OVER	TOTAL
MANUFACTURE OF FOOD PRODUCTS AND BEVERAGES.....	58,394	57,539	1,283,822	1,399,755
Production, processing and preserving of meat, fruit and vegetables	466	-	128,947	129,413
Manufacture of vegetable and animal oils and fats...	9,734	472	108,487	118,692
Manufacture of dairy products	-	-	35,795	35,795
Manufacture of grain mill products	33,016	42,843	87,074	162,932
Manufacture of prepared animal feeds	367	-	728	1,095
Manufacture of bakery products	11,278	7,060	64,791	83,129
Manufacture of sugar and sugar confectionery	575	288	392,297	393,160
Manufacture of macaroni and spaghetti.....	-	3,928	17,556	21,484
Manufacture of food products n.e.c.	1,332	1,441	37,725	40,497
Distilling, rectifying and blending of spirits	1,627	1,508	8,151	11,286
Manufacture of wines	-	-	1,263	1,263
Manufacture of malt liquors and malt	-	-	238,380	238,380
Manufacture of soft drinks & production of mineral waters	-	-	162,628	162,628
MANUFACTURE OF TOBACCO PRODUCTS	-	-	27,190	27,190
Manufacture of tobacco products.....	-	-	27,190	27,190
MANUFACTURE OF TEXTILES	2,076	3,964	838,959	844,999
Spinning, weaving and finishing of textiles	1,995	573	809,411	811,978
Manufacture of cordage, rope, twine and netting	-	-	27,721	27,721
Knitting mills	81	3,391	1,827	5,299
MANUFACTURE OF WEARING APPAREL, EXCEPT FUR APPAREL....	3,454	5,648	51,996	61,098
Manufacture of wearing apparel except fur apparel...	3,454	5,648	51,996	61,098
TANNING AND DRESSING OF LEATHER; MANUFACTURE OF FOOTWEAR, LUGGAGE AND HANDBAGS	16,664	72,533	183,800	272,997
Tanning and dressing of leather, luggage and handbags	-	5,105	143,274	148,380
Manufacture of footwear.....	16,664	67,427	40,526	124,617
MANUFACTURE OF WOOD AND OF PRODUCTS OF WOOD AND CORK, EXCEPT FURNITURE	1,086	2,040	2,831	5,957
Manufacture of wood and of products of wood and cork, except furniture.....	1,086	2,040	2,831	5,957
MANUFACTURE OF PAPER, PAPER PRODUCTS AND PRINTING.....	9,865	31,571	87,973	129,408
Manufacture of paper and paper products.....	2,328	10,673	35,079	48,080
Publishing and printing services.....	7,537	20,898	52,894	81,329
MANUFACTURE OF CHEMICALS AND CHEMICAL PRODUCTS.....	11,304	26,705	401,820	439,829
Manufacture of basic chemicals, except fertilizers and nitrogen compounds.....	-	-	144,962	144,962
Manufacture of paints, varnishes and mastics	385	15,769	23,514	39,668

FIXED ASSETS BY SIZE OF PERSONS ENGAGED AND INDUSTRIAL GROUP
PUBLIC AND PRIVATE - 1998/99(1991 E.F.Y)

TABLE 4.47(Contd..)

(IN '000 BIRR)

I N D U S T R I A L G R O U P	S I Z E - G R O U P			
	10 - 19	20 - 49	50 & OVER	T O T A L
Manufacture of pharmaceuticals, medicinal chemicals and botanical products.....	-	1,252	177,718	178,970
Manufacture of soap and detergents cleaning and polishing, perfumes and toilet preparations.....	4,530	9,684	53,662	67,875
Manufacture of chemical products n.e.c.	6,390	-	1,964	8,354
MANUFACTURE OF RUBBER AND PLASTIC PRODCUTS.....	5,883	41,490	235,918	283,291
Manufacture of rubber products.....	228	1,034	151,179	152,440
Manufacture of plastic products.....	5,655	40,457	84,738	130,851
MANUFACTURE OF OTHER NON-METALLIC MINERAL PRODUCTS ...	5,597	11,033	400,386	417,015
Manufacture of glass and glass products.....	-	-	19,404	19,404
Manufacture of structural clay products	120	3,662	1,097	4,879
Manufacture of cement, lime and plaster	173	2,294	160,659	163,126
Manufacture of articles of concrete, cement and plaster	4,709	5,048	27,771	37,528
Manufacture of non-metallic mineral products n.e.c..	595	29	191,455	192,079
MANUFACTURE OF BASIC IRON AND STEEL.....	-	6,782	32,619	39,401
Manufacture of basic iron and steel.....	-	6,782	32,619	39,401
MANUFACTURE OF FABRICATED METAL PRODUCTS EXCEPT MACHINERY AND EQUIPMENT	8,711	10,477	94,521	113,709
Manufacture of structural metal products, tanks, reservoirs and containers of metal	3,451	5,794	11,029	20,273
Manufacture of cutlery, hand tools and general hardware	5,066	1,594	1,966	8,626
Manufacture of other fabricated metal products	194	3,089	81,526	84,810
MANUFACTURE OF MACHINERY AND EQUIPMENT N.E.C.	672	4,558	355	5,585
Manufacture of pumps, compressors, taps and valves..	-	-	-	-
Manufacture of ovens, furnaces and furnace burners..	220	45	-	265
Manufacture of other general purpose machinery.....	41	-	-	41
Manufacture of machinery for food and beverage processing	365	4,513	-	4,878
Manufacture of accumulators, primary cells and and primary batteries	46	-	355	401
MANUFACTURE OF MOTOR VEHICLES, TRAILERS & SEMI-TRAILERS	323	6,927	64,535	71,785
Manufacture of bodies for motor vehicles.....	108	2,777	64,535	67,420
Manufacture of parts and accessories for motor vehicles and their engines.....	215	4,150	-	4,365
MANUFACTURE OF FURNITURE; MANUFACTURING N.E.C.	11,645	19,782	67,139	98,566
Manufacture of furniture; manufacturing n.e.c.....	11,645	19,782	67,139	98,566
T O T A L	135,673	301,049	3,773,863	4,210,585

FIXED ASSETS BY SIZE OF PERSONS ENGAGED AND INDUSTRIAL GROUP
PUBLIC - 1998/99(1991 E.F.Y)

TABLE 4.48

(IN '000 BIRR)

INDUSTRIAL GROUP	SIZE - GROUP			
	10 - 19	20 - 49	50 & OVER	TOTAL
MANUFACTURE OF FOOD PRODUCTS AND BEVERAGES.....	-	313	774,089	774,402
Production, processing and preserving of meat, fruit and vegetables	-	-	5,385	5,385
Manufacture of vegetable and animal oils and fats...	-	284	89,877	90,161
Manufacture of dairy products	-	-	35,795	35,795
Manufacture of grain mill products	-	-	37,268	37,268
Manufacture of prepared animal feeds	-	-	728	728
Manufacture of bakery products	-	-	40,703	40,703
Manufacture of sugar and sugar confectionery	-	29	392,297	392,326
Manufacture of macaroni and spaghetti.....	-	-	17,556	17,556
Manufacture of food products n.e.c.	-	-	14,293	14,293
Distilling, rectifying and blending of spirits	-	-	8,151	8,151
Manufacture of wines	-	-	1,263	1,263
Manufacture of malt liquors and malt	-	-	110,005	110,005
Manufacture of soft drinks & production of mineral waters	-	-	20,767	20,767
MANUFACTURE OF TOBACCO PRODUCTS	-	-	27,190	27,190
Manufacture of tobacco products.....	-	-	27,190	27,190
MANUFACTURE OF TEXTILES	-	96	378,020	378,116
Spinning, weaving and finishing of textiles	-	96	350,299	350,395
Manufacture of cordage, rope, twine and netting	-	-	27,721	27,721
Knitting mills	-	-	-	-
MANUFACTURE OF WEARING APPAREL, EXCEPT FUR APPAREL....	-	-	3,095	3,095
Manufacture of wearing apparel except fur apparel....	-	-	3,095	3,095
TANNING AND DRESSING OF LEATHER; MANUFACTURE OF FOOTWEAR, LUGGAGE AND HANDBAGS	-	-	22,413	22,413
Tanning and dressing of leather,luggage and handbags	-	-	16,431	16,431
Manufacture of footwear.....	-	-	5,982	5,982
MANUFACTURE OF WOOD AND OF PRODUCTS OF WOOD AND CORK, EXCEPT FURNITURE	-	1,969	2,831	4,799
Manufacture of wood and of products of wood and cork, except furniture.....	-	1,969	2,831	4,799
MANUFACTURE OF PAPER, PAPER PRODUCTS AND PRINTING.....	-	-	45,969	45,969
Manufacture of paper and paper products.....	-	-	12,447	12,447
Publishing and printing services.....	-	-	33,522	33,522
MANUFACTURE OF CHEMICALS AND CHEMICAL PRODUCTS.....	390	-	174,993	175,383
Manufacture of basic chemicals, except fertilizers and nitrogen compounds.....	-	-	144,962	144,962
Manufacture of paints, varnishes and mastics	-	-	6,031	6,031

FIXED ASSETS BY SIZE OF PERSONS ENGAGED AND INDUSTRIAL GROUP
PUBLIC - 1998/99(1991 E.F.Y)

TABLE 4.48(Contd..)

(IN '000 BIRR)

INDUSTRIAL GROUP	SIZE - GROUP			
	10 - 19	20 - 49	50 & OVER	TOTAL
Manufacture of pharmaceuticals, medicinal chemicals and botanical products.....	-	-	19,822	19,822
Manufacture of soap and detergents cleaning and polishing, perfumes and toilet preparations.....	-	-	2,214	2,214
Manufacture of chemical products n.e.c.	390	-	1,964	2,354
MANUFACTURE OF RUBBER AND PLASTIC PRODUCTS.....	-	-	162,010	162,010
Manufacture of rubber products.....	-	-	148,388	148,388
Manufacture of plastic products.....	-	-	13,623	13,623
MANUFACTURE OF OTHER NON-METALLIC MINERAL PRODUCTS ...	75	2,321	358,341	360,737
Manufacture of glass and glass products.....	-	-	19,246	19,246
Manufacture of structural clay products	-	-	1,097	1,097
Manufacture of cement, lime and plaster	-	2,294	160,659	162,952
Manufacture of articles of concrete, cement and plaster	75	-	8,594	8,669
Manufacture of non-metallic mineral products n.e.c..	-	28	168,746	168,773
MANUFACTURE OF BASIC IRON AND STEEL.....	-	-	25,766	25,766
Manufacture of basic iron and steel.....	-	-	25,766	25,766
MANUFACTURE OF FABRICATED METAL PRODUCTS EXCEPT MACHINERY AND EQUIPMENT	-	-	83,180	83,180
Manufacture of structural metal products, tanks, reservoirs and containers of metal	-	-	-	-
Manufacture of cutlery, hand tools and general hardware	-	-	1,966	1,966
Manufacture of other fabricated metal products	-	-	81,214	81,214
MANUFACTURE OF MACHINERY AND EQUIPMENT N.E.C.	-	-	355	355
Manufacture of pumps, compressors, taps and valves..	-	-	-	-
Manufacture of ovens, furnaces and furnace burners..	-	-	-	-
Manufacture of other general purpose machinery.....	-	-	-	-
Manufacture of machinery for food and beverage processing	-	-	-	-
Manufacture of accumulators, primary cells and and primary batteries	-	-	355	355
MANUFACTURE OF MOTOR VEHICLES, TRAILERS & SEMI-TRAILERS	-	-	10,968	10,968
Manufacture of bodies for motor vehicles.....	-	-	10,968	10,968
Manufacture of parts and accessories for motor vehicles and their engines.....	-	-	-	-
MANUFACTURE OF FURNITURE; MANUFACTURING N.E.C.	139	6,136	1,391	7,667
Manufacture of furniture; manufacturing n.e.c.....	139	6,136	1,391	7,667
T O T A L	604	10,835	2,070,612	2,082,051

FIXED ASSETS BY SIZE OF PERSONS ENGAGED AND INDUSTRIAL GROUP
PRIVATE - 1998/99(1991 E.F.Y)

TABLE 4.49

(IN '000 BIRR)

INDUSTRIAL GROUP	SIZE - GROUP			
	10 - 19	20 - 49	50 & OVER	TOTAL
MANUFACTURE OF FOOD PRODUCTS AND BEVERAGES.....	58,394	57,226	509,733	625,353
Production, processing and preserving of meat, fruit and vegetables	466	-	123,563	124,029
Manufacture of vegetable and animal oils and fats...	9,734	188	18,610	28,531
Manufacture of dairy products	-	-	-	-
Manufacture of grain mill products	33,016	42,843	49,806	125,664
Manufacture of prepared animal feeds	367	-	-	367
Manufacture of bakery products	11,278	7,060	24,088	42,426
Manufacture of sugar and sugar confectionery	575	260	-	835
Manufacture of macaroni and spaghetti.....	-	3,928	-	3,928
Manufacture of food products n.e.c.	1,332	1,441	23,432	26,204
Distilling, rectifying and blending of spirits	1,627	1,508	-	3,135
Manufacture of wines	-	-	-	-
Manufacture of malt liquors and malt	-	-	128,375	128,375
Manufacture of soft drinks & production of mineral waters	-	-	141,860	141,860
MANUFACTURE OF TOBACCO PRODUCTS	-	-	-	-
Manufacture of tobacco products.....	-	-	-	-
MANUFACTURE OF TEXTILES	2,076	3,868	460,939	466,883
Spinning, weaving and finishing of textiles	1,995	477	459,112	461,584
Manufacture of cordage, rope, twine and netting	-	-	-	-
Knitting mills	81	3,391	1,827	5,299
MANUFACTURE OF WEARING APPAREL, EXCEPT FUR APPAREL....	3,454	5,648	48,900	58,003
Manufacture of wearing apparel except fur apparel...	3,454	5,648	48,900	58,003
TANNING AND DRESSING OF LEATHER; MANUFACTURE OF FOOTWEAR, LUGGAGE AND HANDBAGS	16,664	72,533	161,387	250,584
Tanning and dressing of leather, luggage and handbags	-	5,105	126,843	131,949
Manufacture of footwear.....	16,664	67,427	34,544	118,635
MANUFACTURE OF WOOD AND OF PRODUCTS OF WOOD AND CORK, EXCEPT FURNITURE	1,086	72	-	1,158
Manufacture of wood and of products of wood and cork, except furniture.....	1,086	72	-	1,158
MANUFACTURE OF PAPER, PAPER PRODUCTS AND PRINTING.....	9,865	31,571	42,004	83,439
Manufacture of paper and paper products.....	2,328	10,673	22,632	35,632
Publishing and printing services.....	7,537	20,898	19,371	47,806
MANUFACTURE OF CHEMICALS AND CHEMICAL PRODUCTS.....	10,914	26,705	226,827	264,447
Manufacture of basic chemicals, except fertilizers and nitrogen compounds.....	-	-	-	-
Manufacture of paints, varnishes and mastics	385	15,769	17,483	33,637

FIXED ASSETS BY SIZE OF PERSONS ENGAGED AND INDUSTRIAL GROUP
PRIVATE - 1998/99(1991 E.F.Y)

TABLE 4.49(Contd..)

(IN '000 BIRR)

I N D U S T R I A L G R O U P	S I Z E - G R O U P			
	10 - 19	20 - 49	50 & OVER	T O T A L
Manufacture of pharmaceuticals, medicinal chemicals and botanical products.....	-	1,252	157,896	159,148
Manufacture of soap and detergents cleaning and polishing, perfumes and toilet preparations.....	4,530	9,684	51,448	65,661
Manufacture of chemical products n.e.c.	6,000	-	-	6,000
MANUFACTURE OF RUBBER AND PLASTIC PROCDUCTS.....	5,883	41,490	73,907	121,281
Manufacture of rubber products.....	228	1,034	2,792	4,053
Manufacture of plastic products.....	5,655	40,457	71,116	117,228
MANUFACTURE OF OTHER NON-METALLIC MINERAL PRODUCTS ...	5,522	8,712	42,045	56,278
Manufacture of glass and glass products.....	-	-	158	158
Manufacture of structural clay products	120	3,662	-	3,782
Manufacture of cement, lime and plaster	173	-	-	173
Manufacture of articles of concrete, cement and plaster	4,634	5,048	19,177	28,859
Manufacture of non-metallic mineral products n.e.c..	595	2	22,709	23,305
MANUFACTURE OF BASIC IRON AND STEEL.....	-	6,782	6,853	13,635
Manufacture of basic iron and steel.....	-	6,782	6,853	13,635
MANUFACTURE OF FABRICATED METAL PRODUCTS EXCEPT MACHINERY AND EQUIPMENT	8,711	10,477	11,341	30,529
Manufacture of structural metal products, tanks, reservoirs and containers of metal	3,451	5,794	11,029	20,273
Manufacture of cutlery, hand tools and general hardware	5,066	1,594	-	6,660
Manufacture of other fabricated metal products	194	3,089	312	3,596
MANUFACTURE OF MACHINERY AND EQUIPMENT N.E.C.	672	4,558	-	5,229
Manufacture of pumps, compressors, taps and valves..	-	-	-	-
Manufacture of ovens, furnaces and furnace burners..	220	45	-	265
Manufacture of other general purpose machinery.....	41	-	-	41
Manufacture of machinery for food and beverage processing	365	4,513	-	4,878
Manufacture of accumulators, primary cells and and primary batteries	46	-	-	46
MANUFACTURE OF MOTOR VEHICLES, TRAILERS & SEMI-TRAILERS	323	6,927	53,566	60,816
Manufacture of bodies for motor vehicles.....	108	2,777	53,566	56,451
Manufacture of parts and accessories for motor vehicles and their engines.....	215	4,150	-	4,365
MANUFACTURE OF FURNITURE; MANUFACTURING N.E.C.	11,506	13,645	65,748	90,899
Manufacture of furniture; manufacturing n.e.c.....	11,506	13,645	65,748	90,899
T O T A L	135,069	290,214	1,703,251	2,128,534

INVESTMENT IN FIXED ASSETS OF REPORTING ESTABLISHMENTS* BY SOURCE AND
INDUSTRIAL GROUP-PUBLIC AND PRIVATE 1998/99(1991 E.F.Y)

TABLE 4.50

(IN '000 BIRR)

INDUSTRIAL GROUP 1	DOMESTIC SOURCE				FOREIGN SOURCE 6	GRAND TOTAL 7=(5+6)
	OWN FUND	BANK LOAN	OTHERS	TOTAL		
	2	3	4	5=(2+3+4)		
MANUFACTURE OF FOOD PRODUCTS AND BEVERAGES.....	104,180	3,715	36,453	144,348	-	144,348
MANUFACTURE OF TOBACCO PRODUCTS	510	-	-	510	-	510
MANUFACTURE OF TEXTILES	4,473	5,847	-	10,320	-	10,320
MANUFACTURE OF WEARING APPAREL, EXCEPT FUR APPAREL....	706	88	-	795	-	795
TANNING AND DRESSING OF LEATHER; MANUFACTURE OF FOOTWEAR, LUGGAGE AND HANDBAGS	31,683	7,513	-	39,197	-	39,197
MANUFACTURE OF WOOD AND OF PRODUCTS OF WOOD AND CORK, EXCEPT FURNITURE	505	-	-	505	-	505
MANUFACTURE OF PAPER, PAPER PRODUCTS AND PRINTING	12,473	-	-	12,473	-	12,473
MANUFACTURE OF CHEMICALS AND CHEMICAL PRODUCTS.....	42,900	795	-	43,695	1,243	44,938
MANUFACTURE OF RUBBER AND PLASTIC PROCDUCTS.....	21,725	5,859	-	27,584	-	27,584
MANUFACTURE OF OTHER NON-METALLIC MINERAL PRODUCTS ...	31,131	3,797	283	35,211	-	35,211
MANUFACTURE OF BASIC IRON AND STEEL.....	4,120	12,310	-	16,429	234	16,664
MANUFACTURE OF FABRICATED METAL PRODUCTS EXCEPT MACHINERY AND EQUIPMENT	8,957	2,031	70	11,057	280	11,337
MANUFACTURE OF MACHINERY AND EQUIPMENT N.E.C.	429	100	-	529	-	529
MANUFACTURE OF MOTOR VEHICLES, TRAILERS & SEMI-TRAILERS	16,576	-	-	16,576	-	16,576
MANUFACTURE OF FURNITURE; MANUFACTURING N.E.C.	3,928	1,216	710	5,854	220	6,074
T O T A L	284,296	43,270	37,516	365,082	1,977	367,059

* 366 ESTABLISHMENTS

**QUANTITY OF MAJOR RAW MATERIALS CONSUMED FOR REPORTING ESTABLISHMENTS
BY INDUSTRIAL GROUP - PUBLIC AND PRIVATE
1998/99(1991 E.F.Y)**

TABLE 4.51

INDUSTRIAL GROUP	DESCRIPTION OF ARTICLES	UNIT	QUANTITY OF MAJOR RAW MATERIALS CONSUMED		
			LOCAL	IMPORTED	TOTAL
FOOD AND BEVERAGE	CATTLE -----	HEAD	6,701	-	6,701
	MEAT-----	TONS	2,278	-	2,278
	PULSES-----	TONS	1,679	-	1,679
	VEGETABLES-----	TONS	15,024	-	15,024
	EDIBLE OIL-----	TONS	575	6	581
	FLOUR-----	TONS	55,263	947	56,210
	WHEAT(UNMILLED)-----	TONS	149,997	76,108	226,105
	MAIZE(UNMILLED)-----	TONS	5,798	-	5,798
	MILK (RAW)-----	H.L.	43,481	-	43,481
	MILK (POWDER)-----	TONS	27	159	186
	OIL SEEDS-----	TONS	43,539	-	43,539
	ORANGE -----	TONS	2,393	-	2,393
	SUGAR CANE-----	('000 TONS)	1,565	-	1,565
	SUGAR-----	TONS	9,952	-	9,952
	GLUCOSE -----	TONS	-	277	277
	COFFEE(UNMILLED)-----	TONS	36	-	36
	TEA LEAVES-----	TONS	12,547	-	12,547
	ALCOHOL-----	H.L.	12,955	-	12,955
	CARBON DIOXIDE-----	TONS	868	-	868
	ESSENCE-----	TONS	-	199	199
	GRAPES AND RAISINS-----	TONS	253	-	253
	HOPS-----	TONS	-	59	59
	MALT-----	TONS	6,821	8,887	15,708
	MOLASSES-----	TONS	6,675	-	6,675
	BARLEY-----	TONS	9,202	-	9,202
	YEAST-----	TONS	9	60	69
TOBACCO	TOBACCO LEAVES-----	TONS	924	822	1,746
TEXTILES	RAW COTTON -----	TONS	27,343	-	27,343
	COTTON YARN -----	TONS	348	-	348
	FABRICS -----	('000 M)	1,103	55	1,158
	FIBRE (POLYSTER)-----	TONS	22	240	262
	FIBRE (ACRYLIC)-----	TONS	-	164	164
	JUTE (FIBRE)-----	TONS	607	5,581	6,188
	SISAL (LEAVES)-----	CUB. M.	6,744	-	6,744
	WOOL (WASTE)-----	TONS	5	2,539	2,544
	ACRYLIC (YARN)-----	TONS	268	836	1,104
	COTTON (LINT) -----	TONS	13,571	-	13,571
	NYLON YARN-----	TONS	-	286	286
	CHEMICAL DYESTAFF-----	TONS	272	2,867	3,139
LEATHER AND FOOTWEAR	SHEEP AND GOAT SKIN-----	('000 PCS)	11,199	-	11,199
	HIDES AND SKINS-----	TONS	6,639	-	6,639
	LEATHER UPPER-----	('000 SQ.FT)	6,408	-	6,408
	LEATHER LINING-----	('000 SQ.FT)	1,429	7	1,436
	LEATHER SOLE-----	TONS	4	-	4
	LEATHER GARMENT -----	SQ. FT.	672,562	-	672,562
	PLASTIC SOLE-----	PAIRS	658,646	76,214	734,860
	P.V.C FOR SOLE-----	TONS	11	2,768	2,779
	CHEMICALS-----	TONS	5,423	2,869	8,292

QUANTITY OF MAJOR RAW MATERIALS CONSUMED FOR REPORTING ESTABLISHMENTS
BY INDUSTRIAL GROUP - PUBLIC AND PRIVATE
1998/99(1991 E.F.Y)

TABLE 4.51 (Contd..)

INDUSTRIAL GROUP	DESCRIPTION OF ARTICLES	UNIT	QUANTITY OF MAJOR RAW MATERIALS CONSUMED		
			LOCAL	IMPORTED	TOTAL
	LOG-----	CUB. M	31,426	-	31,426
	PLUNK -----	CUB.M	676	-	676
PAPER AND PRINTING	PULP-----	TONS	33	4,403	4,436
	BOXING PAPER-----	TONS	-	1,764	1,764
	WASTE PAPER-----	TONS	1,512	-	1,512
	CHEMICALS-----	TONS	3	1,484	1,487
	PAPER-----	TONS	1,798	2,522	4,320
CHEMICAL	CAUSTIC SODA-----	TONS	1,637	1,340	2,977
	NATURAL AND SYNTHETIC RUBBER	TONS	15	3,138	3,153
	SODIUM COMPOUND-----	TONS	144	1,508	1,652
	TALLOW-----	TONS	1,900	2,306	4,206
	PARAFFINE WAX-----	TONS	-	597	597
	RESINE-----	TONS	857	1,395	2,252
	FATTY ACID-----	TONS	-	3,237	3,237
	POLYTHELENE-----	TONS	-	4,866	4,866
	P.V.C.-----	TONS	-	2,624	2,624
	COPPER(ELECRIC WIRE)-----	TONS	-	166	166
	PETROLEUM JELLY(VASELINE)---	TONS	-	162	162
	PARAFFINE-----	TONS	27	360	387
	POLYETHER POLYOL-----	KG	-	1,130	1,130
	T.D.I.(TOLUERE ISOLYANTE)----	KG	-	557	557
	TIN CATALYST	KG	-	10	10
NON-METAL	CEMENT-----	TONS	20,645	60	20,705
	CLAY-----	CUB.M	124,176	-	124,176
	GRAVEL-----	CUB.M	20,107	-	20,107
	GYP SUM-----	TONS	96,700	-	96,700
	LIME STONE-----	TONS	993,477	-	993,477
	MARBLE-----	TONS	40,545	-	40,545
	PUMICE-----	CUB.M	190,242	-	190,242
	SAND-----	CUB.M	78,657	-	78,657
	SILICA SAND-----	TONS	5,118	-	5,118
	SODA ASH-----	TONS	1,262	-	1,262
	STONE(FOR GRAVEL)	CUB.M	25,505	-	25,505
METAL	ALUMINIUM-----	TONS	-	314	314
	CROWN TIN PLATE ----- ('000 SHEETS)		-	2,310	2,310
	GALVANIZED COILS-----	TONS	-	2,889	2,889
	IRON SCARP-----	TONS	5,277	-	5,277
	STEEL SHEETS-----	TONS	741	18,521	19,262
	WIRE ROD-----	TONS	3	2,214	2,217
	ZINC-----	TONS	-	1,315	1,315
	IRON (BILLET)-----	TONS	-	1,409	1,409
	PIG IRON -----	TONS	1	369	370
	IRON BARS-----	TONS	7	562	569
	CHEMICALS FOR METAL-----	TONS	1	337	338
FURNITURE	CHIPWOOD-----	PCS.	24,573	18,561	43,134
	FORMICA-----	PCS.	187	6,282	6,469
	LOG-----	CUB. M	22,304	-	22,304
	PLYWOOD-----	PCS.	56,049	32,318	88,367
	VENEER-----	SQ.M	16,025	40,267	56,292
	PLUNK -----	CUB.M	12,678	992	13,670

**COST OF RAW MATERIALS, ENERGY CONSUMED AND PAYMENTS FOR INDUSTRIAL AND NON-INDUSTRIAL
SERVICES RENDERED BY INDUSTRIAL GROUP - PUBLIC AND PRIVATE
1998/99(1991 E.F.Y)**

TABLE 4.52

IN ('000 BIRR)

INDUSTRIAL GROUP	NO.OF ESTAB	COST OF RAW MATERIALS CONSUMED			COST OF ENERGY CONSUMED	PAYMENTS FOR INDUS- TRIAL SERVICE	TOTAL INDUST- RIAL COST	TRANS- PORT COST	PAYMENTS FOR NON-IND- USTRIAL SERVICE	TOTAL INDUSTRIAL AND NON-INDUS- TRIAL COST
		LOCAL	IMPO- RTED	TOTAL						
MANUFACTURE OF FOOD PRODUCTS AND BEVERAGES.....	228	809,081	337,774	1,146,854	67,968	58,012	1,272,834	55,939	168,906	1,497,680
Production, processing and preserving of meat, fruit and vegetables	10	84,551	19,965	104,516	5,622	7,824	117,962	3,244	9,038	130,243
Manufacture of vegetable and animal oils and fats...	26	56,564	400	56,964	5,943	629	63,536	2,068	3,900	69,504
Manufacture of dairy products	1	5,119	708	5,827	527	84	6,438	328	1,597	8,364
Manufacture of grain mill products	50	240,189	105,961	346,150	9,453	10,740	366,343	4,625	11,062	382,030
Manufacture of prepared animal feeds	4	1,973	140	2,113	44	25	2,182	347	351	2,880
Manufacture of bakery products	85	93,594	54,650	148,245	7,575	2,935	158,754	2,649	5,185	166,588
Manufacture of sugar and sugar confectionery	9	151,970	45,125	197,095	12,391	4,207	213,693	7,287	35,506	256,486
Manufacture of macaroni and spaghetti.....	4	54,291	1,846	56,137	1,566	493	58,196	562	1,797	60,555
Manufacture of food products n.e.c.	12	19,690	3,674	23,363	1,401	253	25,017	747	3,359	29,124
Distilling, rectifying and blending of spirits	10	3,795	2,145	5,940	2,481	715	9,136	2,080	2,737	13,953
Manufacture of wines	2	4,443	303	4,746	58	252	5,055	1,053	1,564	7,671
Manufacture of malt liquors and malt	6	49,993	61,871	111,864	16,470	13,838	142,172	16,720	58,624	217,516
Manufacture of soft drinks & production of mineral waters	9	42,910	40,985	83,896	4,438	16,016	104,350	14,228	34,188	152,765
MANUFACTURE OF TOBACCO PRODUCTS	1	8,860	53,997	62,856	64	13,657	76,577	1,071	16,184	93,832
Manufacture of tobacco products.....	1	8,860	53,997	62,856	64	13,657	76,577	1,071	16,184	93,832
MANUFACTURE OF TEXTILES	36	224,501	120,199	344,700	51,280	6,524	402,504	7,998	23,702	434,205
Spinning, weaving and finishing of textiles	27	220,811	101,309	322,119	50,276	4,135	376,530	7,478	20,485	404,493
Manufacture of cordage, rope, twine and netting	2	2,570	17,909	20,479	915	2,166	23,559	479	3,081	27,119
Knitting mills	7	1,120	982	2,102	89	224	2,415	41	136	2,593
MANUFACTURE OF WEARING APPAREL, EXCEPT FUR APPAREL....	28	21,909	9,279	31,188	1,446	2,334	34,968	2,092	4,307	41,368
Manufacture of wearing apparel except fur apparel....	28	21,909	9,279	31,188	1,446	2,334	34,968	2,092	4,307	41,368
TANNING AND DRESSING OF LEATHER; MANUFACTURE OF FOOTWEAR, LUGGAGE AND HANDBAGS	49	216,555	109,769	326,324	8,244	12,731	347,300	9,967	26,090	383,357
Tanning and dressing of leather,luggage and handbags	14	161,261	56,813	218,074	5,035	3,612	226,721	8,365	19,427	254,514
Manufacture of footwear.....	35	55,294	52,956	108,250	3,210	9,119	120,579	1,602	6,662	128,843
MANUFACTURE OF WOOD AND OF PRODUCTS OF WOOD AND CORK, EXCEPT FURNITURE	16	5,808	6,072	11,880	3,270	764	15,914	1,280	1,987	19,181
Manufacture of wood and of products of wood and cork, except furniture.....	16	5,808	6,072	11,880	3,270	764	15,914	1,280	1,987	19,181
MANUFACTURE OF PAPER, PAPER PRODUCTS AND PRINTING.....	60	36,067	95,870	131,937	10,624	10,288	152,849	3,021	13,825	169,694
Manufacture of paper and paper products.....	7	1,315	47,006	48,321	8,945	1,652	58,918	1,196	4,542	64,656
Publishing and printing services.....	53	34,752	48,863	83,615	1,679	8,637	93,931	1,825	9,283	105,038
MANUFACTURE OF CHEMICALS AND CHEMICAL PRODUCTS.....	43	50,237	183,014	233,251	7,438	13,791	254,479	3,976	31,120	289,576
Manufacture of basic chemicals, except fertilizers and nitrogen compounds.....	4	3,917	4,643	8,560	3,669	974	13,203	646	10,257	24,105
Manufacture of paints, varnishes and mastics	8	24,159	41,899	66,058	317	2,494	68,869	753	2,656	72,279

**COST OF RAW MATERIALS, ENERGY CONSUMED AND PAYMENTS FOR INDUSTRIAL AND NON-INDUSTRIAL
SERVICES RENDERED BY INDUSTRIAL GROUP - PUBLIC AND PRIVATE
1998/99(1991 E.F.Y)**

TABLE 4.52 (Contd..)

IN ('000 BIRR)

INDUSTRIAL GROUP	NO.OF ESTAB	COST OF RAW MATERIALS CONSUMED			COST OF ENERGY CONSUMED	PAYMENTS FOR INDUS- TRIAL SERVICE	TOTAL INDUST- RIAL COST	TRANS- PORT COST	PAYMENTS FOR NON-IND- USTRIAL SERVICE	TOTAL INDUSTRIAL AND NON-INDUS- TRIAL COST
		LOCAL	IMPO- RTED	TOTAL						
Manufacture of pharmaceuticals, medicinal chemicals and botanical products.....	3	1,320	73,540	74,861	938	386	76,185	949	7,310	84,445
Manufacture of soap and detergents cleaning and polishing, perfumes and toilet preparations.....	23	20,077	55,194	75,271	2,297	9,432	87,000	1,317	10,487	98,804
Manufacture of chemical products n.e.c.	5	765	7,737	8,501	217	504	9,222	311	410	9,943
MANUFACTURE OF RUBBER AND PLASTIC PROCDUCTS.....	32	11,637	146,298	157,935	16,518	8,400	182,853	2,824	19,507	205,184
Manufacture of rubber products.....	5	771	61,270	62,041	11,171	4,322	77,533	961	12,008	90,502
Manufacture of plastic products.....	27	10,867	85,028	95,894	5,347	4,078	105,320	1,863	7,499	114,682
MANUFACTURE OF OTHER NON-METALLIC MINERAL PRODUCTS ...	88	99,401	28,220	127,621	135,182	31,932	294,735	17,426	31,826	343,987
Manufacture of glass and glass products.....	3	3,237	163	3,400	4,372	1,384	9,157	1,017	948	11,121
Manufacture of structural clay products	6	262	-	262	5,324	208	5,793	483	859	7,136
Manufacture of cement, lime and plaster	9	57,904	24,801	82,705	119,491	3,585	205,781	9,042	13,424	228,248
Manufacture of articles of concrete, cement and plaster	59	19,763	727	20,490	2,211	16,652	39,353	3,786	4,206	47,345
Manufacture of non-metallic mineral products n.e.c..	11	18,235	2,528	20,764	3,784	10,103	34,651	3,097	12,388	50,136
MANUFACTURE OF BASIC IRON AND STEEL.....	6	1,834	136,979	138,812	4,349	1,912	145,073	1,568	5,428	152,070
Manufacture of basic iron and steel.....	6	1,834	136,979	138,812	4,349	1,912	145,073	1,568	5,428	152,070
MANUFACTURE OF FABRICATED METAL PRODUCTS EXCEPT MACHINERY AND EQUIPMENT	40	3,733	36,650	40,383	3,300	1,629	45,312	1,774	5,839	52,925
Manufacture of structural metal products, tanks, reservoirs and containers of metal	22	1,853	7,169	9,022	302	318	9,643	315	916	10,874
Manufacture of cutlery, hand tools and general hardware	8	338	7,930	8,268	359	386	9,014	251	1,133	10,398
Manufacture of other fabricated metal products	10	1,542	21,551	23,093	2,638	925	26,656	1,208	3,790	31,653
MANUFACTURE OF MACHINERY AND EQUIPMENT N.E.C.	20	1,032	2,078	3,110	160	110	3,380	113	512	4,005
Manufacture of pumps, compressors, taps and valves..	-	-	-	-	-	-	-	-	-	-
Manufacture of ovens, furnaces and furnace burners..	6	231	418	649	19	1	669	17	32	718
Manufacture of other general purpose machinery.....	1	23	-	23	10	2	35	-	4	40
Manufacture of machinery for food and beverage processing	11	777	1,265	2,042	95	99	2,236	62	347	2,645
Manufacture of accumulators, primary cells and and primary batteries	2	2	394	396	36	8	440	35	128	602
MANUFACTURE OF MOTOR VEHICLES, TRAILERS & SEMI-TRAILERS	11	38,989	524,568	563,557	1,332	26,360	591,248	5,453	31,439	628,140
Manufacture of bodies for motor vehicles.....	9	38,621	524,517	563,138	1,292	26,349	590,780	5,431	31,272	627,483
Manufacture of parts and accessories for motor vehicles and their engines.....	2	368	51	418	40	10	468	22	166	657
MANUFACTURE OF FURNITURE; MANUFACTURING N.E.C.	121	35,784	18,086	53,870	1,185	4,800	59,856	2,424	8,373	70,653
Manufacture of furniture; manufacturing n.e.c.....	121	35,784	18,086	53,870	1,185	4,800	59,856	2,424	8,373	70,653
T O T A L	779	1,565,429	1,808,850	3,374,279	312,360	193,244	3,879,883	116,926	389,044	4,385,854

**COST OF RAW MATERIALS, ENERGY CONSUMED AND PAYMENTS FOR INDUSTRIAL AND NON-INDUSTRIAL
SERVICES RENDERED BY INDUSTRIAL GROUP - PUBLIC
1998/99(1991 E.F.Y)**

TABLE 4.53

IN ('000 BIRR)

INDUSTRIAL GROUP	NO.OF ESTAB	COST OF RAW MATERIALS CONSUMED			COST OF ENERGY CONSUMED	PAYMENTS FOR INDUS- TRIAL SERVICE	TOTAL INDUS- TRIAL COST	TRANS- PORT COST	PAYMENTS FOR NON-IND- USTRIAL SERVICE	TOTAL INDUSTRIAL AND NON-INDUS- TRIAL COST
		LOCAL	IMPO- RTED	TOTAL						
MANUFACTURE OF FOOD PRODUCTS AND BEVERAGES.....	50	508,087	200,744	708,831	48,195	23,017	780,042	34,318	83,543	897,903
Production, processing and preserving of meat, fruit and vegetables	3	16,183	13,114	29,297	2,405	6,701	38,403	1,565	1,857	41,825
Manufacture of vegetable and animal oils and fats...	8	39,518	384	39,902	4,872	316	45,090	1,454	3,557	50,101
Manufacture of dairy products	1	5,119	708	5,827	527	84	6,438	328	1,597	8,364
Manufacture of grain mill products	9	128,453	66,520	194,973	5,121	678	200,772	3,798	4,767	209,338
Manufacture of prepared animal feeds	2	1,870	139	2,009	39	24	2,072	338	339	2,749
Manufacture of bakery products	5	46,966	45,050	92,017	4,340	2,436	98,792	1,818	2,697	103,306
Manufacture of sugar and sugar confectionery	4	150,994	45,081	196,075	12,282	4,204	212,561	7,283	35,492	255,335
Manufacture of macaroni and spaghetti.....	3	50,108	1,846	51,954	1,364	461	53,779	562	1,618	55,958
Manufacture of food products n.e.c.	3	8,633	-	8,633	1,262	181	10,076	402	611	11,089
Distilling, rectifying and blending of spirits	4	703	1,924	2,627	2,461	694	5,782	1,552	2,170	9,503
Manufacture of wines	2	4,443	303	4,746	58	252	5,055	1,053	1,564	7,671
Manufacture of malt liquors and malt	4	47,800	25,551	73,351	12,022	4,518	89,891	8,795	22,036	120,722
Manufacture of soft drinks & production of mineral waters	2	7,296	125	7,421	1,444	2,466	11,331	5,370	5,239	21,940
MANUFACTURE OF TOBACCO PRODUCTS	1	8,860	53,997	62,856	64	13,657	76,577	1,071	16,184	93,832
Manufacture of tobacco products.....	1	8,860	53,997	62,856	64	13,657	76,577	1,071	16,184	93,832
MANUFACTURE OF TEXTILES	21	212,827	118,291	331,118	50,104	5,892	387,114	7,558	22,088	416,760
Spinning, weaving and finishing of textiles	19	210,257	100,383	310,640	49,189	3,727	363,556	7,079	19,007	389,642
Manufacture of cordage, rope, twine and netting	2	2,570	17,909	20,479	915	2,166	23,559	479	3,081	27,119
Knitting mills	-	-	-	-	-	-	-	-	-	-
MANUFACTURE OF WEARING APPAREL, EXCEPT FUR APPAREL....	4	11,554	3,809	15,363	478	403	16,243	849	1,286	18,379
Manufacture of wearing apparel except fur apparel...	4	11,554	3,809	15,363	478	403	16,243	849	1,286	18,379
TANNING AND DRESSING OF LEATHER; MANUFACTURE OF FOOTWEAR, LUGGAGE AND HANDBAGS	7	99,369	36,320	135,689	4,310	2,694	142,693	3,886	11,782	158,361
Tanning and dressing of leather, luggage and handbags	4	58,251	20,343	78,594	2,902	1,813	83,309	2,844	8,132	94,286
Manufacture of footwear.....	3	41,118	15,977	57,096	1,408	881	59,384	1,042	3,650	64,076
MANUFACTURE OF WOOD AND OF PRODUCTS OF WOOD AND CORK, EXCEPT FURNITURE	7	4,608	6,036	10,644	3,133	645	14,423	1,260	1,790	17,473
Manufacture of wood and of products of wood and cork, except furniture.....	7	4,608	6,036	10,644	3,133	645	14,423	1,260	1,790	17,473
MANUFACTURE OF PAPER, PAPER PRODUCTS AND PRINTING.....	9	27,370	69,886	97,255	9,693	2,208	109,156	1,760	8,557	119,473
Manufacture of paper and paper products.....	2	710	36,847	37,558	8,634	1,499	47,690	809	3,045	51,544
Publishing and printing services.....	7	26,659	33,039	59,698	1,059	709	61,466	952	5,512	67,929
MANUFACTURE OF CHEMICALS AND CHEMICAL PRODUCTS.....	11	22,359	100,894	123,253	5,485	1,424	130,162	2,010	15,773	147,945
Manufacture of basic chemicals, except fertilizers and nitrogen compounds.....	4	3,917	4,643	8,560	3,669	974	13,203	646	10,257	24,105
Manufacture of paints, varnishes and mastics	2	13,727	14,470	28,197	210	138	28,545	289	1,097	29,931

**COST OF RAW MATERIALS, ENERGY CONSUMED AND PAYMENTS FOR INDUSTRIAL AND NON-INDUSTRIAL
SERVICES RENDERED BY INDUSTRIAL GROUP - PUBLIC
1998/99(1991 E.F.Y)**

TABLE 4.53 (Contd..)

IN ('000 BIRR)

INDUSTRIAL GROUP	NO.OF ESTAB	COST OF RAW MATERIALS CONSUMED			COST OF ENERGY CONSUMED	PAYMENTS FOR INDUS- TRIAL SERVICE	TOTAL INDUST- RIAL COST	TRANS- -PORT COST	PAYMENTS FOR NON-IND- USTRIAL SERVICE	TOTAL INDUSTRIAL AND NON-INDUS- TRIAL COST
		LOCAL	IMPO- RTED	TOTAL						
Manufacture of pharmaceuticals, medicinal chemicals and botanical products.....	1	-	59,180	59,180	779	107	60,066	651	3,432	64,149
Manufacture of soap and detergents cleaning and polishing, perfumes and toilet preparations.....	2	4,453	17,590	22,042	782	112	22,936	368	825	24,130
Manufacture of chemical products n.e.c.	2	263	5,011	5,273	46	93	5,412	57	162	5,630
MANUFACTURE OF RUBBER AND PLASTIC PROCDUCTS.....	4	8,149	91,933	100,083	12,195	4,795	117,072	1,116	13,964	132,152
Manufacture of rubber products.....	1	592	58,995	59,587	10,802	4,052	74,441	641	11,377	86,460
Manufacture of plastic products.....	3	7,557	32,938	40,495	1,393	743	42,631	474	2,587	45,692
MANUFACTURE OF OTHER NON-METALLIC MINERAL PRODUCTS ...	20	77,433	27,779	105,212	133,088	21,951	260,252	14,328	19,936	294,516
Manufacture of glass and glass products.....	1	2,320	163	2,483	4,365	1,366	8,214	978	694	9,886
Manufacture of structural clay products	3	259	-	259	5,074	169	5,502	471	848	6,821
Manufacture of cement, lime and plaster	5	57,477	24,801	82,278	119,375	3,527	205,180	9,041	13,411	227,631
Manufacture of articles of concrete, cement and plaster	7	11,178	605	11,783	1,564	16,151	29,498	2,821	3,256	35,575
Manufacture of non-metallic mineral products n.e.c..	4	6,199	2,210	8,409	2,711	739	11,859	1,017	1,728	14,604
MANUFACTURE OF BASIC IRON AND STEEL.....	3	1,676	109,335	111,011	4,150	1,473	116,634	1,340	2,298	120,272
Manufacture of basic iron and steel.....	3	1,676	109,335	111,011	4,150	1,473	116,634	1,340	2,298	120,272
MANUFACTURE OF FABRICATED METAL PRODUCTS EXCEPT MACHINERY AND EQUIPMENT	5	1,552	24,592	26,144	2,430	1,209	29,784	1,181	3,898	34,862
Manufacture of structural metal products, tanks, reservoirs and containers of metal	-	-	-	-	-	-	-	-	-	-
Manufacture of cutlery, hand tools and general hardware	2	239	5,529	5,768	322	367	6,456	221	865	7,542
Manufacture of other fabricated metal products	3	1,313	19,063	20,377	2,109	842	23,328	960	3,033	27,321
MANUFACTURE OF MACHINERY AND EQUIPMENT N.E.C.	1	2	331	333	32	7	372	34	101	507
Manufacture of pumps, compressors, taps and valves..	-	-	-	-	-	-	-	-	-	-
Manufacture of ovens, furnaces and furnace burners...	-	-	-	-	-	-	-	-	-	-
Manufacture of other general purpose machinery.....	-	-	-	-	-	-	-	-	-	-
Manufacture of machinery for food and beverage processing	-	-	-	-	-	-	-	-	-	-
Manufacture of accumulators, primary cells and and primary batteries	1	2	331	333	32	7	372	34	101	507
MANUFACTURE OF MOTOR VEHICLES, TRAILERS & SEMI-TRAILERS	1	-	2,473	2,473	202	3	2,678	403	773	3,854
Manufacture of bodies for motor vehicles.....	1	-	2,473	2,473	202	3	2,678	403	773	3,854
Manufacture of parts and accessories for motor vehicles and their engines.....	-	-	-	-	-	-	-	-	-	-
MANUFACTURE OF FURNITURE; MANUFACTURING N.E.C.	7	2,161	886	3,047	206	3,006	6,258	150	809	7,217
Manufacture of furniture; manufacturing n.e.c.....	7	2,161	886	3,047	206	3,006	6,258	150	809	7,217
T O T A L	151	986,006	847,307	1,833,313	273,765	82,383	2,189,461	71,265	202,782	2,463,508

**COST OF RAW MATERIALS, ENERGY CONSUMED AND PAYMENTS FOR INDUSTRIAL AND NON-INDUSTRIAL
SERVICES RENDERED BY INDUSTRIAL GROUP - PRIVATE
1998/99(1991 E.F.Y)**

TABLE 4.54

IN ('000 BIRR)

INDUSTRIAL GROUP	NO.OF ESTAB	COST OF RAW MATERIALS CONSUMED			COST OF ENERGY CONSUMED	PAYMENTS FOR INDUS- TRIAL SERVICE	TOTAL INDUST- RIAL COST	TRANS- PORT COST	PAYMENTS FOR NON-IND- USTRIAL SERVICE	TOTAL INDUSTRIAL AND NON-INDUS- TRIAL COST
		LOCAL	IMPO- RTED	TOTAL						
MANUFACTURE OF FOOD PRODUCTS AND BEVERAGES.....	178	300,994	137,030	438,024	19,774	34,995	492,792	21,621	85,363	599,776
Production, processing and preserving of meat, fruit and vegetables	7	68,368	6,851	75,218	3,217	1,123	79,559	1,679	7,180	88,418
Manufacture of vegetable and animal oils and fats...	18	17,046	16	17,062	1,072	313	18,447	614	342	19,403
Manufacture of dairy products	-	-	-	-	-	-	-	-	-	-
Manufacture of grain mill products	41	111,736	39,442	151,177	4,332	10,062	165,571	827	6,294	172,692
Manufacture of prepared animal feeds	2	102	1	104	5	1	109	10	12	131
Manufacture of bakery products	80	46,628	9,600	56,228	3,235	499	59,962	832	2,488	63,282
Manufacture of sugar and sugar confectionery	5	976	44	1,020	110	3	1,133	4	14	1,151
Manufacture of macaroni and spaghetti.....	1	4,183	-	4,183	202	32	4,417	-	180	4,597
Manufacture of food products n.e.c.	9	11,056	3,674	14,730	139	71	14,941	346	2,749	18,035
Distilling, rectifying and blending of spirits	6	3,092	221	3,313	20	21	3,354	528	568	4,449
Manufacture of wines	-	-	-	-	-	-	-	-	-	-
Manufacture of malt liquors and malt	2	2,193	36,320	38,513	4,448	9,320	52,281	7,925	36,588	96,794
Manufacture of soft drinks & production of mineral waters	7	35,615	40,861	76,475	2,994	13,549	93,019	8,858	28,949	130,825
MANUFACTURE OF TOBACCO PRODUCTS	-	-	-	-	-	-	-	-	-	-
Manufacture of tobacco products.....	-	-	-	-	-	-	-	-	-	-
MANUFACTURE OF TEXTILES	15	11,674	1,907	13,581	1,176	632	15,390	440	1,614	17,444
Spinning, weaving and finishing of textiles	8	10,554	926	11,480	1,087	408	12,974	399	1,478	14,851
Manufacture of cordage, rope, twine and netting	-	-	-	-	-	-	-	-	-	-
Knitting mills	7	1,120	982	2,102	89	224	2,415	41	136	2,593
MANUFACTURE OF WEARING APPAREL, EXCEPT FUR APPAREL....	24	10,355	5,470	15,825	968	1,931	18,725	1,243	3,021	22,989
Manufacture of wearing apparel except fur apparel...	24	10,355	5,470	15,825	968	1,931	18,725	1,243	3,021	22,989
TANNING AND DRESSING OF LEATHER; MANUFACTURE OF FOOTWEAR, LUGGAGE AND HANDBAGS	42	117,186	73,449	190,635	3,935	10,038	204,607	6,080	14,308	224,996
Tanning and dressing of leather, luggage and handbags	10	103,010	36,470	139,481	2,133	1,799	143,412	5,521	11,295	160,228
Manufacture of footwear.....	32	14,176	36,979	51,154	1,802	8,239	61,195	559	3,013	64,767
MANUFACTURE OF WOOD AND OF PRODUCTS OF WOOD AND CORK, EXCEPT FURNITURE	9	1,200	36	1,235	137	119	1,491	20	197	1,708
Manufacture of wood and of products of wood and cork, except furniture.....	9	1,200	36	1,235	137	119	1,491	20	197	1,708
MANUFACTURE OF PAPER, PAPER PRODUCTS AND PRINTING.....	51	8,697	25,984	34,681	931	8,080	43,693	1,261	5,268	50,221
Manufacture of paper and paper products.....	5	604	10,159	10,764	311	153	11,228	387	1,497	13,112
Publishing and printing services.....	46	8,093	15,825	23,918	620	7,928	32,465	874	3,771	37,109
MANUFACTURE OF CHEMICALS AND CHEMICAL PRODUCTS.....	32	27,878	82,120	109,998	1,953	12,367	124,317	1,966	15,347	141,630
Manufacture of basic chemicals, except fertilizers and nitrogen compounds.....	-	-	-	-	-	-	-	-	-	-
Manufacture of paints, varnishes and mastics	6	10,432	27,429	37,861	107	2,357	40,324	465	1,559	42,348

**COST OF RAW MATERIALS, ENERGY CONSUMED AND PAYMENTS FOR INDUSTRIAL AND NON-INDUSTRIAL
SERVICES RENDERED BY INDUSTRIAL GROUP - PRIVATE
1998/99(1991 E.F.Y)**

TABLE 4.54 (Contd..)

IN ('000 BIRR)

INDUSTRIAL GROUP	NO.OF ESTAB	COST OF RAW MATERIALS CONSUMED			COST OF ENERGY CONSUMED	PAYMENTS FOR INDUS- TRIAL SERVICE	TOTAL INDUST- RIAL COST	TRANS- PORT COST	PAYMENTS FOR NON-IND- USTRIAL SERVICE	TOTAL INDUSTRIAL AND NON-INDUS- TRIAL COST
		LOCAL	IMPO- RTED	TOTAL						
Manufacture of pharmaceuticals, medicinal chemicals and botanical products.....	2	1,320	14,360	15,680	160	279	16,119	299	3,878	20,296
Manufacture of soap and detergents cleaning and polishing, perfumes and toilet preparations.....	21	15,624	37,605	53,229	1,515	9,320	64,064	949	9,662	74,674
Manufacture of chemical products n.e.c.	3	502	2,726	3,228	171	411	3,810	254	248	4,312
MANUFACTURE OF RUBBER AND PLASTIC PROCDUCTS.....	28	3,488	54,364	57,852	4,323	3,605	65,780	1,708	5,543	73,032
Manufacture of rubber products.....	4	178	2,275	2,453	369	270	3,092	319	631	4,042
Manufacture of plastic products.....	24	3,310	52,089	55,399	3,954	3,335	62,688	1,389	4,913	68,990
MANUFACTURE OF OTHER NON-METALLIC MINERAL PRODUCTS ...	68	21,968	441	22,409	2,094	9,980	34,483	3,097	11,889	49,470
Manufacture of glass and glass products.....	2	917	-	917	8	18	943	39	254	1,235
Manufacture of structural clay products	3	3	-	3	250	39	292	12	11	315
Manufacture of cement, lime and plaster	4	427	-	427	117	58	602	1	14	617
Manufacture of articles of concrete, cement and plaster	52	8,585	123	8,707	646	501	9,855	965	951	11,771
Manufacture of non-metallic mineral products n.e.c..	7	12,036	318	12,354	1,073	9,365	22,792	2,080	10,660	35,532
MANUFACTURE OF BASIC IRON AND STEEL.....	3	158	27,644	27,801	199	439	28,439	228	3,130	31,797
Manufacture of basic iron and steel.....	3	158	27,644	27,801	199	439	28,439	228	3,130	31,797
MANUFACTURE OF FABRICATED METAL PRODUCTS EXCEPT MACHINERY AND EQUIPMENT	35	2,181	12,058	14,239	869	421	15,528	593	1,941	18,063
Manufacture of structural metal products, tanks, reservoirs and containers of metal	22	1,853	7,169	9,022	302	318	9,643	315	916	10,874
Manufacture of cutlery, hand tools and general hardware	6	99	2,401	2,500	38	20	2,558	30	268	2,856
Manufacture of other fabricated metal products	7	228	2,488	2,716	529	83	3,328	248	757	4,333
MANUFACTURE OF MACHINERY AND EQUIPMENT N.E.C.	19	1,031	1,746	2,777	129	102	3,008	79	411	3,498
Manufacture of pumps, compressors, taps and valves..	-	-	-	-	-	-	-	-	-	-
Manufacture of ovens, furnaces and furnace burners..	6	231	418	649	19	1	669	17	32	718
Manufacture of other general purpose machinery.....	1	23	-	23	10	2	35	-	4	40
Manufacture of machinery for food and beverage processing	11	777	1,265	2,042	95	99	2,236	62	347	2,645
Manufacture of accumulators, primary cells and and primary batteries	1	-	63	63	4	1	68	1	27	96
MANUFACTURE OF MOTOR VEHICLES, TRAILERS & SEMI-TRAILERS	10	38,989	522,095	561,084	1,129	26,357	588,570	5,051	30,665	624,286
Manufacture of bodies for motor vehicles.....	8	38,621	522,044	560,665	1,090	26,347	588,102	5,029	30,499	623,629
Manufacture of parts and accessories for motor vehicles and their engines.....	2	368	51	418	40	10	468	22	166	657
MANUFACTURE OF FURNITURE; MANUFACTURING N.E.C.	114	33,623	17,200	50,823	979	1,795	53,597	2,274	7,564	63,435
Manufacture of furniture; manufacturing n.e.c.....	114	33,623	17,200	50,823	979	1,795	53,597	2,274	7,564	63,435
T O T A L	628	579,423	961,543	1,540,966	38,595	110,861	1,690,423	45,661	186,262	1,922,346

NUMBER OF ESTABLISHMENTS AND COST OF ENERGY CONSUMED BY INDUSTRIAL GROUP
PUBLIC AND PRIVATE - 1998/99(1991 E.F.Y)

TABLE 4.55

INDUSTRIAL GROUP	NO. OF ESTABLISHMENTS BY TYPE OF ENERGY CONSUMED			TOTAL COST OF ENERGY CONSUMED (IN '000 BIRR)			
	ELECTR- ICITY	WOOD AND CHARCOAL	OTHER FUELS	ELECTRICITY	WOOD AND CHARCOAL	OTHER FUELS	TOTAL
MANUFACTURE OF FOOD PRODUCTS AND BEVERAGES.....	224	51	134	36,537	747	30,684	67,968
Production, processing and preserving of meat, fruit and vegetables	10	-	9	1,753	-	3,869	5,622
Manufacture of vegetable and animal oils and fats...	25	5	20	3,343	21	2,579	5,943
Manufacture of dairy products	1	-	1	515	-	12	527
Manufacture of grain mill products	50	-	30	8,402	-	1,051	9,453
Manufacture of prepared animal feeds	4	-	2	41	-	2	44
Manufacture of bakery products	83	40	41	5,781	466	1,328	7,575
Manufacture of sugar and sugar confectionery	8	1	6	1,992	150	10,249	12,391
Manufacture of macaroni and spaghetti.....	4	-	2	1,238	-	328	1,566
Manufacture of food products n.e.c.	12	3	7	1,140	109	152	1,401
Distilling, rectifying and blending of spirits	10	2	4	2,202	1	278	2,481
Manufacture of wines	2	-	-	58	-	-	58
Manufacture of malt liquors and malt	6	-	6	6,540	-	9,930	16,470
Manufacture of soft drinks & production of mineral waters	9	-	6	3,531	-	907	4,438
MANUFACTURE OF TOBACCO PRODUCTS	1	-	-	64	-	-	64
Manufacture of tobacco products.....	1	-	-	64	-	-	64
MANUFACTURE OF TEXTILES	36	1	25	30,563	13	20,704	51,280
Spinning, weaving and finishing of textiles	27	-	21	29,666	-	20,610	50,276
Manufacture of cordage, rope, twine and netting	2	1	1	820	13	82	915
Knitting mills	7	-	3	77	-	12	89
MANUFACTURE OF WEARING APPAREL, EXCEPT FUR APPAREL....	28	1	15	546	-	901	1,446
Manufacture of wearing apparel except fur apparel...	28	1	15	546	-	901	1,446
TANNING AND DRESSING OF LEATHER; MANUFACTURE OF FOOTWEAR, LUGGAGE AND HANDBAGS	49	2	23	5,181	189	2,875	8,244
Tanning and dressing of leather, luggage and handbags	14	1	11	2,186	187	2,663	5,035
Manufacture of footwear.....	35	1	12	2,995	2	212	3,210
MANUFACTURE OF WOOD AND OF PRODUCTS OF WOOD AND CORK, EXCEPT FURNITURE	15	4	14	1,350	91	1,829	3,270
Manufacture of wood and of products of wood and cork, except furniture.....	15	4	14	1,350	91	1,829	3,270
MANUFACTURE OF PAPER, PAPER PRODUCTS AND PRINTING.....	60	1	42	10,157	1	466	10,624
Manufacture of paper and paper products.....	7	1	4	8,802	1	142	8,945
Publishing and printing services.....	53	-	38	1,355	-	324	1,679
MANUFACTURE OF CHEMICALS AND CHEMICAL PRODUCTS.....	43	1	13	3,227	23	4,188	7,438
Manufacture of basic chemicals, except fertilizers and nitrogen compounds.....	4	-	3	1,637	-	2,032	3,669
Manufacture of paints, varnishes and mastics	8	-	1	306	-	11	317

NUMBER OF ESTABLISHMENTS AND COST OF ENERGY CONSUMED BY INDUSTRIAL GROUP
PUBLIC AND PRIVATE - 1998/99(1991 E.F.Y)

TABLE 4.55 (Contd..)

INDUSTRIAL GROUP	NO. OF ESTABLISHMENTS BY TYPE OF ENERGY CONSUMED			TOTAL COST OF ENERGY CONSUMED (IN '000 BIRR)			
	ELECTR- ICITY	WOOD AND CHARCOAL	OTHER FUELS	ELECTRICITY	WOOD AND CHARCOAL	OTHER FUELS	TOTAL
Manufacture of pharmaceuticals, medicinal chemicals and botanical products.....	3	-	2	466	-	473	938
Manufacture of soap and detergents cleaning and polishing, perfumes and toilet preparations.....	23	1	7	601	23	1,673	2,297
Manufacture of chemical products n.e.c.	5	-	-	217	-	-	217
MANUFACTURE OF RUBBER AND PLASTIC PROCDUCTS.....	32	-	22	8,476	-	8,042	16,518
Manufacture of rubber products.....	5	-	4	3,617	-	7,554	11,171
Manufacture of plastic products.....	27	-	18	4,859	-	488	5,347
MANUFACTURE OF OTHER NON-METALLIC MINERAL PRODUCTS ...	83	7	70	31,034	216	103,932	135,182
Manufacture of glass and glass products.....	3	-	1	4,064	-	308	4,372
Manufacture of structural clay products	6	3	5	832	141	4,351	5,324
Manufacture of cement, lime and plaster	9	2	6	23,690	28	95,773	119,491
Manufacture of articles of concrete, cement and plaster	56	2	48	538	47	1,626	2,211
Manufacture of non-metallic mineral products n.e.c..	9	-	10	1,910	-	1,874	3,784
MANUFACTURE OF BASIC IRON AND STEEL.....	6	1	5	2,220	12	2,117	4,349
Manufacture of basic iron and steel.....	6	1	5	2,220	12	2,117	4,349
MANUFACTURE OF FABRICATED METAL PRODUCTS EXCEPT MACHINERY AND EQUIPMENT	40	2	27	1,750	2	1,548	3,300
Manufacture of structural metal products, tanks, reservoirs and containers of metal	22	1	11	254	2	47	302
Manufacture of cutlery, hand tools and general hardware	8	-	7	187	-	172	359
Manufacture of other fabricated metal products	10	1	9	1,309	-	1,329	2,638
MANUFACTURE OF MACHINERY AND EQUIPMENT N.E.C.	20	4	10	132	4	25	160
Manufacture of pumps, compressors, taps and valves..	-	-	-	-	-	-	-
Manufacture of ovens, furnaces and furnace burners..	6	-	3	17	-	1	19
Manufacture of other general purpose machinery.....	1	-	-	10	-	-	10
Manufacture of machinery for food and beverage processing	11	4	7	68	4	24	95
Manufacture of accumulators, primary cells and and primary battries	2	-	-	36	-	-	36
MANUFACTURE OF MOTOR VEHICLES,TRAILERS & SEMI-TRAILERS	11	-	6	522	-	810	1,332
Manufacture of bodies for motor vehicles.....	9	-	5	490	-	802	1,292
Manufacture of parts and accessories for motor vehicles and their engines.....	2	-	1	32	-	8	40
MANUFACTURE OF FURNITURE; MANUFACTURING N.E.C.	120	1	82	1,081	1	103	1,185
Manufacture of furniture; manufacturing n.e.c.....	120	1	82	1,081	1	103	1,185
T O T A L	768	76	488	132,838	1,299	178,223	312,360

NUMBER OF ESTABLISHMENTS AND COST OF ENERGY CONSUMED BY INDUSTRIAL GROUP
PUBLIC - 1998/99(1991 E.F.Y)

TABLE 4.56

INDUSTRIAL GROUP	NO. OF ESTABLISHMENTS BY TYPE OF ENERGY CONSUMED			TOTAL COST OF ENERGY CONSUMED (IN '000 BIRR)			
	ELECTR- ICITY	WOOD AND CHARCOAL	OTHER FUELS	ELECTRICITY	WOOD AND CHARCOAL	OTHER FUELS	TOTAL
MANUFACTURE OF FOOD PRODUCTS AND BEVERAGES.....	48	3	39	24,055	255	23,884	48,195
Production, processing and preserving of meat, fruit and vegetables	3	-	3	496	-	1,908	2,405
Manufacture of vegetable and animal oils and fats...	7	-	7	2,716	-	2,155	4,872
Manufacture of dairy products	1	-	1	515	-	12	527
Manufacture of grain mill products	9	-	6	4,142	-	978	5,121
Manufacture of prepared animal feeds	2	-	1	36	-	2	39
Manufacture of bakery products	5	1	3	4,082	2	256	4,340
Manufacture of sugar and sugar confectionery	3	1	3	1,886	150	10,246	12,282
Manufacture of macaroni and spaghetti.....	3	-	2	1,036	-	328	1,364
Manufacture of food products n.e.c.	3	1	3	1,081	103	78	1,262
Distilling, rectifying and blending of spirits	4	-	4	2,182	-	278	2,461
Manufacture of wines	2	-	-	58	-	-	58
Manufacture of malt liquors and malt	4	-	4	4,760	-	7,263	12,022
Manufacture of soft drinks & production of mineral waters	2	-	2	1,065	-	379	1,444
MANUFACTURE OF TOBACCO PRODUCTS	1	-	-	64	-	-	64
Manufacture of tobacco products.....	1	-	-	64	-	-	64
MANUFACTURE OF TEXTILES	21	1	19	29,780	13	20,310	50,104
Spinning, weaving and finishing of textiles	19	-	18	28,961	-	20,228	49,189
Manufacture of cordage, rope, twine and netting	2	1	1	820	13	82	915
Knitting mills	-	-	-	-	-	-	-
MANUFACTURE OF WEARING APPAREL, EXCEPT FUR APPAREL....	4	-	4	269	-	209	478
Manufacture of wearing apparel except fur apparel...	4	-	4	269	-	209	478
TANNING AND DRESSING OF LEATHER; MANUFACTURE OF FOOTWEAR, LUGGAGE AND HANDBAGS	7	1	6	2,399	187	1,724	4,310
Tanning and dressing of leather, luggage and handbags	4	1	4	1,144	187	1,571	2,902
Manufacture of footwear.....	3	-	2	1,255	-	153	1,408
MANUFACTURE OF WOOD AND OF PRODUCTS OF WOOD AND CORK, EXCEPT FURNITURE	6	4	5	1,274	91	1,768	3,133
Manufacture of wood and of products of wood and cork, except furniture.....	6	4	5	1,274	91	1,768	3,133
MANUFACTURE OF PAPER, PAPER PRODUCTS AND PRINTING.....	9	-	9	9,428	-	265	9,693
Manufacture of paper and paper products.....	2	-	2	8,499	-	135	8,634
Publishing and printing services.....	7	-	7	929	-	130	1,059
MANUFACTURE OF CHEMICALS AND CHEMICAL PRODUCTS.....	11	-	6	2,543	-	2,942	5,485
Manufacture of basic chemicals, except fertilizers and nitrogen compounds.....	4	-	3	1,637	-	2,032	3,669
Manufacture of paints, varnishes and mastics	2	-	-	210	-	-	210

NUMBER OF ESTABLISHMENTS AND COST OF ENERGY CONSUMED BY INDUSTRIAL GROUP
PUBLIC - 1998/99(1991 E.F.Y)

TABLE 4.56 (Contd..)

INDUSTRIAL GROUP	NO. OF ESTABLISHMENTS BY TYPE OF ENERGY CONSUMED			TOTAL COST OF ENERGY CONSUMED (IN '000 BIRR)			
	ELECTR- ICITY	WOOD AND CHARCOAL	OTHER FUELS	ELECTRICITY	WOOD AND CHARCOAL	OTHER FUELS	TOTAL
Manufacture of pharmaceuticals, medicinal chemicals and botanical products.....	1	-	1	422	-	356	779
Manufacture of soap and detergents cleaning and polishing, perfumes and toilet preparations.....	2	-	2	228	-	554	782
Manufacture of chemical products n.e.c.	2	-	-	46	-	-	46
MANUFACTURE OF RUBBER AND PLASTIC PROCDUCTS.....	4	-	3	4,731	-	7,464	12,195
Manufacture of rubber products.....	1	-	1	3,380	-	7,422	10,802
Manufacture of plastic products.....	3	-	2	1,351	-	42	1,393
MANUFACTURE OF OTHER NON-METALLIC MINERAL PRODUCTS ...	20	2	18	29,923	47	103,118	133,088
Manufacture of glass and glass products.....	1	-	1	4,056	-	308	4,365
Manufacture of structural clay products	3	-	3	724	-	4,350	5,074
Manufacture of cement, lime and plaster	5	-	5	23,661	-	95,714	119,375
Manufacture of articles of concrete, cement and plaster	7	2	5	313	47	1,205	1,564
Manufacture of non-metallic mineral products n.e.c..	4	-	4	1,169	-	1,542	2,711
MANUFACTURE OF BASIC IRON AND STEEL.....	3	-	3	2,093	-	2,057	4,150
Manufacture of basic iron and steel.....	3	-	3	2,093	-	2,057	4,150
MANUFACTURE OF FABRICATED METAL PRODUCTS EXCEPT MACHINERY AND EQUIPMENT	5	-	4	1,337	-	1,093	2,430
Manufacture of structural metal products, tanks, reservoirs and containers of metal	-	-	-	-	-	-	-
Manufacture of cutlery, hand tools and general hardware	2	-	2	163	-	159	322
Manufacture of other fabricated metal products	3	-	2	1,175	-	934	2,109
MANUFACTURE OF MACHINERY AND EQUIPMENT N.E.C.	1	-	-	32	-	-	32
Manufacture of pumps, compressors, taps and valves..	-	-	-	-	-	-	-
Manufacture of ovens, furnaces and furnace burners..	-	-	-	-	-	-	-
Manufacture of other general purpose machinery.....	-	-	-	-	-	-	-
Manufacture of machinery for food and beverage processing	-	-	-	-	-	-	-
Manufacture of accumulators, primary cells and and primary batteries	1	-	-	32	-	-	32
MANUFACTURE OF MOTOR VEHICLES, TRAILERS & SEMI-TRAILERS	1	-	1	95	-	107	202
Manufacture of bodies for motor vehicles.....	1	-	1	95	-	107	202
Manufacture of parts and accessories for motor vehicles and their engines.....	-	-	-	-	-	-	-
MANUFACTURE OF FURNITURE; MANUFACTURING N.E.C.	7	-	4	188	-	18	206
Manufacture of furniture; manufacturing n.e.c.....	7	-	4	188	-	18	206
T O T A L	148	11	121	108,211	594	164,960	273,765

NUMBER OF ESTABLISHMENTS AND COST OF ENERGY CONSUMED BY INDUSTRIAL GROUP
PRIVATE - 1998/99(1991 E.F.Y)

TABLE 4.57

INDUSTRIAL GROUP	NO. OF ESTABLISHMENTS BY TYPE OF ENERGY CONSUMED			TOTAL COST OF ENERGY CONSUMED (IN '000 BIRR)			
	ELECTR- ICITY	WOOD AND CHARCOAL	OTHER FUELS	ELECTRICITY	WOOD AND CHARCOAL	OTHER FUELS	TOTAL
MANUFACTURE OF FOOD PRODUCTS AND BEVERAGES.....	176	48	95	12,482	492	6,800	19,774
Production, processing and preserving of meat, fruit and vegetables	7	-	6	1,257	-	1,960	3,217
Manufacture of vegetable and animal oils and fats...	18	5	13	627	21	423	1,072
Manufacture of dairy products	-	-	-	-	-	-	-
Manufacture of grain mill products	41	-	24	4,259	-	73	4,332
Manufacture of prepared animal feeds	2	-	1	5	-	-	5
Manufacture of bakery products	78	39	38	1,700	463	1,072	3,235
Manufacture of sugar and sugar confectionery	5	-	3	106	-	4	110
Manufacture of macaroni and spaghetti.....	1	-	-	202	-	-	202
Manufacture of food products n.e.c.	9	2	4	59	6	74	139
Distilling, rectifying and blending of spirits	6	2	-	19	1	-	20
Manufacture of wines	-	-	-	-	-	-	-
Manufacture of malt liquors and malt	2	-	2	1,781	-	2,667	4,448
Manufacture of soft drinks & production of mineral waters	7	-	4	2,467	-	527	2,994
MANUFACTURE OF TOBACCO PRODUCTS	-	-	-	-	-	-	-
Manufacture of tobacco products.....	-	-	-	-	-	-	-
MANUFACTURE OF TEXTILES	15	-	6	782	-	394	1,176
Spinning, weaving and finishing of textiles	8	-	3	705	-	382	1,087
Manufacture of cordage, rope, twine and netting	-	-	-	-	-	-	-
Knitting mills	7	-	3	77	-	12	89
MANUFACTURE OF WEARING APPAREL, EXCEPT FUR APPAREL....	24	1	11	277	-	692	968
Manufacture of wearing apparel except fur apparel...	24	1	11	277	-	692	968
TANNING AND DRESSING OF LEATHER; MANUFACTURE OF FOOTWEAR, LUGGAGE AND HANDBAGS	42	1	17	2,781	2	1,151	3,935
Tanning and dressing of leather, luggage and handbags	10	-	7	1,042	-	1,091	2,133
Manufacture of footwear.....	32	1	10	1,740	2	60	1,802
MANUFACTURE OF WOOD AND OF PRODUCTS OF WOOD AND CORK, EXCEPT FURNITURE	9	-	9	76	-	61	137
Manufacture of wood and of products of wood and cork, except furniture.....	9	-	9	76	-	61	137
MANUFACTURE OF PAPER, PAPER PRODUCTS AND PRINTING.....	51	1	33	730	1	201	931
Manufacture of paper and paper products.....	5	1	2	304	1	7	311
Publishing and printing services.....	46	-	31	426	-	194	620
MANUFACTURE OF CHEMICALS AND CHEMICAL PRODUCTS.....	32	1	7	684	23	1,246	1,953
Manufacture of basic chemicals, except fertilizers and nitrogen compounds.....	-	-	-	-	-	-	-
Manufacture of paints, varnishes and mastics	6	-	1	96	-	11	107

NUMBER OF ESTABLISHMENTS AND COST OF ENERGY CONSUMED BY INDUSTRIAL GROUP
PRIVATE - 1998/99(1991 E.F.Y)

TABLE 4.57 (Contd..)

INDUSTRIAL GROUP	NO. OF ESTABLISHMENTS BY TYPE OF ENERGY CONSUMED			TOTAL COST OF ENERGY CONSUMED (IN '000 BIRR)			
	ELECTR- ICITY	WOOD AND CHARCOAL	OTHER FUELS	ELECTRICITY	WOOD AND CHARCOAL	OTHER FUELS	TOTAL
Manufacture of pharmaceuticals, medicinal chemicals and botanical products.....	2	-	1	43	-	116	160
Manufacture of soap and detergents cleaning and polishing, perfumes and toilet preparations.....	21	1	5	374	23	1,119	1,515
Manufacture of chemical products n.e.c.	3	-	-	171	-	-	171
MANUFACTURE OF RUBBER AND PLASTIC PRODCUTS.....	28	-	19	3,745	-	578	4,323
Manufacture of rubber products.....	4	-	3	237	-	132	369
Manufacture of plastic products.....	24	-	16	3,508	-	446	3,954
MANUFACTURE OF OTHER NON-METALLIC MINERAL PRODUCTS ...	63	5	52	1,111	169	814	2,094
Manufacture of glass and glass products.....	2	-	-	8	-	-	8
Manufacture of structural clay products	3	3	2	108	141	1	250
Manufacture of cement, lime and plaster	4	2	1	29	28	59	117
Manufacture of articles of concrete, cement and plaster	49	-	43	225	-	422	646
Manufacture of non-metallic mineral products n.e.c..	5	-	6	741	-	332	1,073
MANUFACTURE OF BASIC IRON AND STEEL.....	3	1	2	127	12	59	199
Manufacture of basic iron and steel.....	3	1	2	127	12	59	199
MANUFACTURE OF FABRICATED METAL PRODUCTS EXCEPT MACHINERY AND EQUIPMENT	35	2	23	413	2	455	869
Manufacture of structural metal products, tanks, reservoirs and containers of metal	22	1	11	254	2	47	302
Manufacture of cutlery, hand tools and general hardware	6	-	5	25	-	13	38
Manufacture of other fabricated metal products	7	1	7	134	-	395	529
MANUFACTURE OF MACHINERY AND EQUIPMENT N.E.C.	19	4	10	100	4	25	129
Manufacture of pumps, compressors, taps and valves..	-	-	-	-	-	-	-
Manufacture of ovens, furnaces and furnace burners..	6	-	3	17	-	1	19
Manufacture of other general purpose machinery.....	1	-	-	10	-	-	10
Manufacture of machinery for food and beverage processing	11	4	7	68	4	24	95
Manufacture of accumulators, primary cells and and primary batteries	1	-	-	4	-	-	4
MANUFACTURE OF MOTOR VEHICLES, TRAILERS & SEMI-TRAILERS	10	-	5	426	-	703	1,129
Manufacture of bodies for motor vehicles.....	8	-	4	395	-	695	1,090
Manufacture of parts and accessories for motor vehicles and their engines.....	2	-	1	32	-	8	40
MANUFACTURE OF FURNITURE; MANUFACTURING N.E.C.	113	1	78	893	1	85	979
Manufacture of furniture; manufacturing n.e.c.....	113	1	78	893	1	85	979
T O T A L	620	65	367	24,628	705	13,263	38,595

**PRODUCTION OF MAJOR MANUFACTURED ARTICLES FOR REPORTING ESTABLISHMENTS
BY INDUSTRIAL GROUP - 1998/99(1991 E.F.Y)**

TABLE 4.58

NAME OF PRODUCT	UNIT	QUANTITY PRODUCED	AVERAGE PRODUCER'S PRICE PER UNIT (IN BIRR)
FOOD AND BEVERAGE			
Meat	TONS	615	13,468.00
Vegetable Soup	"	5,436	10,400.00
Zigin and Shiro wet	"	5,207	14,288.00
Orange Juice	"	13	8,710.00
Marmalade	"	2,867	10,020.00
Tomato Paste	"	1,949	13,751.67
Milk Pasturized	H.L.	37,637	240.00
Butter and Ghee	TONS	64	35,000.00
Cheese	"	13	36,000.00
Edible Oil	"	6,579	10,144.33
Oil Cakes	"	22,574	357.50
Flour (Wheat)	"	167,526	2,400.41
Flour (Others)	"	344	1,400.00
Fafa, Dube, Edget, Meten	"	6,183	10,302.10
Macaroni and Pasta	"	23,999	4,079.39
Biscuits	"	9,080	19,946.83
Galetta	"	11,601	5,985.73
Bread	"	19,263	4,469.41
Coffee(milled)	"	34	27,948.33
Sugar	"	234,987	4,087.67
Tea	"	3,608	11,323.85
Molasses	"	59,563	42.30
Sweets	"	1,281	8,204.32
Animal Feed	"	5,576	764.75
Beer	H.L	920,765	595.94
Wine	"	17,913	1,375.75
Liquors	"	30,562	1,593.29
Alcohol	"	17,224	1,120.00
Lemonade	"	666,920	313.25
Mineral Water	"	421,307	183.60
Malt	TONS	9,368	3,600.00
TOBACCO			
Cigarettes	('000 PCS)	1,829,070	97.50
TEXTILES			
Lint Cotton	TONS	10,382	7,361.98
Cotton Fabrics	('000 SQ.M)	42,959	6,807.58
Nylon Fabrics	"	4,047	8,288.57
Acrylic Yarn	TONS	730	22,310.00
Cotton Yarn	"	3,408	16,251.82
Blanket (Woolen)	('000 SQ.M)	3,896	18,540.00
Blanket (Waste Cotton)	PCS	182,084	64.55
Blanket (Others)	PCS	34,744	106.40
Bed sheet	PCS	7,349	45.05
Shirts	DOZEN	11,647	577.54
Gunny Bags	TONS	4,981	8,695.00
Hosieries	DOZEN	83,922	125.57
Wearing Apparel (Except Leather)	"	58,655	1,101.60
Wearing Apparel (Leather)	PCS	9,080	669.28
Sweater	DOZEN	725	399.00
Sewing Thread	TONS	16	28,620.00
Embroidery Thread	"	59	49,576.67

**PRODUCTION OF MAJOR MANUFACTURED ARTICLES FOR REPORTING ESTABLISHMENTS
BY INDUSTRIAL GROUP - 1998/99(1991 E.F.Y)**

TABLE 4.58(contd.)

NAME OF PRODUCT	UNIT	QUANTITY PRODUCED	AVERAGE PRODUCER'S PRICE PER UNIT (IN BIRR)
LEATHER AND FOOTWEAR			
Leather Shoes and Boots	PAIRS	1,400,748	48.21
Canvas and Rubber Shoes	"	500,149	33.03
Plastic Footwear	"	5,576,111	11.45
Leather Upper and Lining	('000 SQ.M)	747	50,000.00
Semi Processed Skins	('000 PCS)	13,031	21,907.04
Leather Garment	('000 SQ.FT.)	3,890	9,396.67
Plastic Sole	PAIRS	1,666,467	11.58
Crust Hides and Wet Blue Hides	('000 SQ.FT.)	4,566	5,577.14
WOOD			
Timber	CUB. M	7,136	1,668.85
Plywood	"	376	3,733.33
Particle Board	"	9,298	2,205.58
PAPER AND PRINTING			
Paper	TONS	5,143	7,662.03
Boxing Paper	TONS	2,278	8,009.99
CHEMICAL			
Foam	CUB. M	35,887	843.30
Soap	TONS	26,146	8,110.99
Carbon Dioxide	"	362	3,090.00
Oxygen	CUB.M	317,251	9.20
Plastic Crates	('000 PCS)	135	90,748.00
Paints	('000 LTR)	4,621	17,537.62
Vaseline	TONS	42	20,298.57
Paraffine	TONS	1,680	34,847.25
Varnishes and Lacquers	('000 LTR)	269	21,384.29
Capsules	('000 PCS)	165,711	170.00
Tablets	"	673,895	102.16
Antibiotics	"	6,497	2,150.00
Syrup	('000 LTR)	224	38,195.00
Ointment	TONS	47	66,650.00
Injection of 100 A	('000 PCS)	5,925	860.00
Tyres	PCS	148,235	642.61
Tubes	"	63,449	67.29
Polythelene Products	TONS	5,110	30,588.02
Candles	"	719	11,033.62
Ball Pen	('000 PCS)	4,720	310.00
NON-METALLIC MINERAL PRODUCTS			
Cement	TONS	469,548	549.04
Cement Blocks	('000 PCS)	9,568	1,924.27
Cement Tubes	('000 PCS)	159	31,256.21
Cement Floor Tiles	SQ.M	340,652	23.45
Bricks of Clay	('000 PCS)	19,410	504.29
Lime	TONS	14,240	574.03
Gravel	CUB. M	49,927	81.19
Marble	SQ.M.	152,235	284.16
Glass Bottles	('000 PCS)	23,134	1,718.75
METAL			
Iron Bars	TONS	5,357	3,236.80
Wires	"	664	6,403.60
Nails	"	2,454	5,157.60
Iron Sheets	"	17,425	7,690.09
Crown Cork	('000 GROSS)	3,176	6,970.00
Motor Vehicle Spring	TONS	447	12,890.00
Metalic Door	SQ.M.	9,961	334.39
Metalic Windows	SQ.M.	3,859	359.24

NUMBER OF ESTABLISHMENTS AND TOTAL REVENUE FROM SALES BY INDUSTRIAL GROUP
PUBLIC AND PRIVATE - 1998/99(1991 E.F.Y)

TABLE 4.59

INDUSTRIAL GROUP	NO. OF ESTABLISHMENTS			REVENUE FROM SALES (IN '000 BIRR)		
	PUBLIC	PRIVATE	TOTAL	PUBLIC	PRIVATE	TOTAL
MANUFACTURE OF FOOD PRODUCTS AND BEVERAGES.....	50	178	228	1,962,169	860,458	2,822,627
Production, processing and preserving of meat, fruit and vegetables	3	7	10	60,650	144,178	204,829
Manufacture of vegetable and animal oils and fats....	8	18	26	60,892	25,232	86,123
Manufacture of dairy products	1	-	1	11,975	-	11,975
Manufacture of grain mill products	9	41	50	235,976	191,059	427,036
Manufacture of prepared animal feeds	2	2	4	4,013	209	4,222
Manufacture of bakery products	5	80	85	146,336	81,509	227,844
Manufacture of sugar and sugar confectionery	4	5	9	831,859	1,350	833,209
Manufacture of macaroni and spaghetti.....	3	1	4	80,721	6,626	87,347
Manufacture of food products n.e.c.	3	9	12	32,560	23,407	55,967
Distilling, rectifying and blending of spirits	4	6	10	49,011	7,614	56,625
Manufacture of wines	2	-	2	16,044	-	16,044
Manufacture of malt liquors and malt	4	2	6	369,696	136,731	506,427
Manufacture of soft drinks & production of mineral waters	2	7	9	62,437	242,543	304,981
MANUFACTURE OF TOBACCO PRODUCTS	1	-	1	234,084	-	234,084
Manufacture of tobacco products.....	1	-	1	234,084	-	234,084
MANUFACTURE OF TEXTILES	21	15	36	623,646	20,359	644,005
Spinning, weaving and finishing of textiles	19	8	27	570,970	16,641	587,611
Manufacture of cordage, rope, twine and netting	2	-	2	52,676	-	52,676
Knitting mills	-	7	7	-	3,718	3,718
MANUFACTURE OF WEARING APPAREL, EXCEPT FUR APPAREL.....	4	24	28	27,129	25,484	52,612
Manufacture of wearing apparel except fur apparel....	4	24	28	27,129	25,484	52,612
TANNING AND DRESSING OF LEATHER; MANUFACTURE OF FOOTWEAR, LUGGAGE AND HANDBAGS	7	42	49	276,056	285,160	561,216
Tanning and dressing of leather, luggage and handbags.	4	10	14	172,435	205,640	378,075
Manufacture of footwear.....	3	32	35	103,621	79,520	183,141
MANUFACTURE OF WOOD AND OF PRODUCTS OF WOOD AND CORK, EXCEPT FURNITURE	7	9	16	31,656	1,911	33,567
Manufacture of wood and of products of wood and cork, except furniture.....	7	9	16	31,656	1,911	33,567
MANUFACTURE OF PAPER, PAPER PRODUCTS AND PRINTING.....	9	51	60	175,067	77,219	252,286
Manufacture of paper and paper products.....	2	5	7	68,401	19,757	88,159
Publishing and printing services.....	7	46	53	106,666	57,462	164,128
MANUFACTURE OF CHEMICALS AND CHEMICAL PRODUCTS.....	11	32	43	210,072	160,877	370,949
Manufacture of basic chemicals, except fertilizers and nitrogen compounds.....	4	-	4	29,326	-	29,326
Manufacture of paints, varnishes and mastics	2	6	8	47,765	54,142	101,907

NUMBER OF ESTABLISHMENTS AND TOTAL REVENUE FROM SALES BY INDUSTRIAL GROUP
PUBLIC AND PRIVATE - 1998/99(1991 E.F.Y)

TABLE 4.59 (Contd..)

INDUSTRIAL GROUP	NO. OF ESTABLISHMENTS			REVENUE FROM SALES (IN '000 BIRR)		
	PUBLIC	PRIVATE	TOTAL	PUBLIC	PRIVATE	TOTAL
Manufacture of pharmaceuticals, medicinal chemicals and botanical products.....	1	2	3	87,771	24,099	111,870
Manufacture of soap and detergents cleaning and polishing, perfumes and toilet preparations.....	2	21	23	37,575	75,509	113,084
Manufacture of chemical products n.e.c.	2	3	5	7,635	7,128	14,763
MANUFACTURE OF RUBBER AND PLASTIC PRODUCTS.....	4	28	32	241,843	111,354	353,197
Manufacture of rubber products.....	1	4	5	164,519	5,291	169,810
Manufacture of plastic products.....	3	24	27	77,324	106,063	183,387
MANUFACTURE OF OTHER NON-METALLIC MINERAL PRODUCTS	20	68	88	454,807	33,900	488,707
Manufacture of glass and glass products.....	1	2	3	19,594	3,187	22,782
Manufacture of structural clay products	3	3	6	9,960	673	10,633
Manufacture of cement, lime and plaster	5	4	9	369,627	944	370,572
Manufacture of articles of concrete, cement and plaster	7	52	59	34,310	16,934	51,244
Manufacture of non-metallic mineral products n.e.c....	4	7	11	21,316	12,161	33,477
MANUFACTURE OF BASIC IRON AND STEEL.....	3	3	6	178,393	37,324	215,717
Manufacture of basic iron and steel.....	3	3	6	178,393	37,324	215,717
MANUFACTURE OF FABRICATED METAL PRODUCTS EXCEPT MACHINERY AND EQUIPMENT	5	35	40	58,883	23,990	82,874
Manufacture of structural metal products, tanks, reservoirs and containers of metal	-	22	22	-	14,436	14,436
Manufacture of cutlery, hand tools and general hardware	2	6	8	12,187	3,217	15,404
Manufacture of other fabricated metal products	3	7	10	46,697	6,337	53,034
MANUFACTURE OF MACHINERY AND EQUIPMENT N.E.C.	1	19	20	644	4,714	5,358
Manufacture of pumps, compressors, taps and valves...	-	-	-	-	-	-
Manufacture of ovens, furnaces and furnace burners...	-	6	6	-	933	933
Manufacture of other general purpose machinery.....	-	1	1	-	100	100
Manufacture of machinery for food and beverage processing	-	11	11	-	3,519	3,519
Manufacture of accumulators, primary cells and and primary batteries	1	1	2	644	162	806
MANUFACTURE OF MOTOR VEHICLES, TRAILERS & SEMI-TRAILERS.	1	10	11	15,287	625,800	641,088
Manufacture of bodies for motor vehicles.....	1	8	9	15,287	625,764	641,052
Manufacture of parts and accessories for motor vehicles and their engines.....	-	2	2	-	36	36
MANUFACTURE OF FURNITURE; MANUFACTURING N.E.C.	7	114	121	8,126	100,252	108,378
Manufacture of furniture; manufacturing n.e.c.....	7	114	121	8,126	100,252	108,378
T O T A L	151	628	779	4,497,863	2,368,803	6,866,666

REVENUE FROM SALES BY SOURCE AND INDUSTRIAL GROUP - PUBLIC AND PRIVATE
1998/99(1991 E.F.Y)

TABLE 4.60

(IN '000 BIRR)

INDUSTRIAL GROUP	REVENUE FROM SALES		
	LOCAL	EXPORT	TOTAL
MANUFACTURE OF FOOD PRODUCTS AND BEVERAGES.....	2,804,262	18,365	2,822,627
Production, processing and preserving of meat, fruit and vegetables	202,881	1,948	204,829
Manufacture of vegetable and animal oils and fats....	86,123	-	86,123
Manufacture of dairy products	11,975	-	11,975
Manufacture of grain mill products	427,036	-	427,036
Manufacture of prepared animal feeds	4,222	-	4,222
Manufacture of bakery products	227,844	-	227,844
Manufacture of sugar and sugar confectionery	831,901	1,308	833,209
Manufacture of macaroni and spaghetti.....	87,347	-	87,347
Manufacture of food products n.e.c.	41,346	14,621	55,967
Distilling, rectifying and blending of spirits	56,625	-	56,625
Manufacture of wines	15,872	172	16,044
Manufacture of malt liquors and malt	506,126	301	506,427
Manufacture of soft drinks & production of mineral waters	304,965	15	304,981
MANUFACTURE OF TOBACCO PRODUCTS	234,084	-	234,084
Manufacture of tobacco products.....	234,084	-	234,084
MANUFACTURE OF TEXTILES	596,860	47,145	644,005
Spinning, weaving and finishing of textiles	540,466	47,145	587,611
Manufacture of cordage, rope, twine and netting	52,676	-	52,676
Knitting mills	3,718	-	3,718
MANUFACTURE OF WEARING APPAREL, EXCEPT FUR APPAREL.....	48,993	3,620	52,612
Manufacture of wearing apparel except fur apparel....	48,993	3,620	52,612
TANNING AND DRESSING OF LEATHER; MANUFACTURE OF FOOTWEAR, LUGGAGE AND HANDBAGS	314,813	246,402	561,216
Tanning and dressing of leather, luggage and handbags.	131,672	246,402	378,075
Manufacture of footwear.....	183,141	-	183,141
MANUFACTURE OF WOOD AND OF PRODUCTS OF WOOD AND CORK, EXCEPT FURNITURE	33,567	-	33,567
Manufacture of wood and of products of wood and cork, except furniture.....	33,567	-	33,567
MANUFACTURE OF PAPER, PAPER PRODUCTS AND PRINTING.....	252,286	-	252,286
Manufacture of paper and paper products.....	88,159	-	88,159
Publishing and printing services.....	164,128	-	164,128
MANUFACTURE OF CHEMICALS AND CHEMICAL PRODUCTS.....	370,949	-	370,949
Manufacture of basic chemicals, except fertilizers and nitrogen compounds.....	29,326	-	29,326
Manufacture of paints, varnishes and mastics	101,907	-	101,907

REVENUE FROM SALES BY SOURCE AND INDUSTRIAL GROUP - PUBLIC AND PRIVATE
1998/99(1991 E.F.Y)

TABLE 4.60 (Contd..)

(IN '000 BIRR)

INDUSTRIAL GROUP	REVENUE FROM SALES		
	LOCAL	EXPORT	TOTAL
Manufacture of pharmaceuticals, medicinal chemicals and botanical products.....	111,870	-	111,870
Manufacture of soap and detergents cleaning and polishing, perfumes and toilet preparations.....	113,084	-	113,084
Manufacture of chemical products n.e.c.	14,763	-	14,763
MANUFACTURE OF RUBBER AND PLASTIC PRODUCTS.....	353,197	-	353,197
Manufacture of rubber products.....	169,810	-	169,810
Manufacture of plastic products.....	183,387	-	183,387
MANUFACTURE OF OTHER NON-METALLIC MINERAL PRODUCTS	488,707	-	488,707
Manufacture of glass and glass products.....	22,782	-	22,782
Manufacture of structural clay products	10,633	-	10,633
Manufacture of cement, lime and plaster	370,572	-	370,572
Manufacture of articles of concrete, cement and plaster	51,244	-	51,244
Manufacture of non-metallic mineral products n.e.c....	33,477	-	33,477
MANUFACTURE OF BASIC IRON AND STEEL.....	215,717	-	215,717
Manufacture of basic iron and steel.....	215,717	-	215,717
MANUFACTURE OF FABRICATED METAL PRODUCTS EXCEPT MACHINERY AND EQUIPMENT	82,874	-	82,874
Manufacture of structural metal products, tanks, reservoirs and containers of metal	14,436	-	14,436
Manufacture of cutlery, hand tools and general hardware	15,404	-	15,404
Manufacture of other fabricated metal products	53,034	-	53,034
MANUFACTURE OF MACHINERY AND EQUIPMENT N.E.C.	5,358	-	5,358
Manufacture of pumps, compressors, taps and valves...	-	-	-
Manufacture of ovens, furnaces and furnace burners...	933	-	933
Manufacture of other general purpose machinery.....	100	-	100
Manufacture of machinery for food and beverage processing	3,519	-	3,519
Manufacture of accumulators, primary cells and and primary batteries	806	-	806
MANUFACTURE OF MOTOR VEHICLES, TRAILERS & SEMI-TRAILERS.	626,803	14,285	641,088
Manufacture of bodies for motor vehicles.....	626,767	14,285	641,052
Manufacture of parts and accessories for motor vehicles and their engines.....	36	-	36
MANUFACTURE OF FURNITURE; MANUFACTURING N.E.C.	108,378	-	108,378
Manufacture of furniture; manufacturing n.e.c.....	108,378	-	108,378
T O T A L	6,536,849	329,817	6,866,666

REVENUE FROM SALES BY SOURCE AND INDUSTRIAL GROUP - PUBLIC
1998/99(1991 E.F.Y)

TABLE 4.61

(IN '000 BIRR)

INDUSTRIAL GROUP	REVENUE FROM SALES		
	LOCAL	EXPORT	TOTAL
MANUFACTURE OF FOOD PRODUCTS AND BEVERAGES.....	1,951,381	10,788	1,962,169
Production, processing and preserving of meat, fruit and vegetables	60,650	-	60,650
Manufacture of vegetable and animal oils and fats....	60,892	-	60,892
Manufacture of dairy products	11,975	-	11,975
Manufacture of grain mill products	235,976	-	235,976
Manufacture of prepared animal feeds	4,013	-	4,013
Manufacture of bakery products	146,336	-	146,336
Manufacture of sugar and sugar confectionery	830,551	1,308	831,859
Manufacture of macaroni and spaghetti.....	80,721	-	80,721
Manufacture of food products n.e.c.	23,466	9,093	32,560
Distilling, rectifying and blending of spirits	49,011	-	49,011
Manufacture of wines	15,872	172	16,044
Manufacture of malt liquors and malt	369,497	199	369,696
Manufacture of soft drinks & production of mineral waters	62,422	15	62,437
MANUFACTURE OF TOBACCO PRODUCTS	234,084	-	234,084
Manufacture of tobacco products.....	234,084	-	234,084
MANUFACTURE OF TEXTILES	579,452	44,194	623,646
Spinning, weaving and finishing of textiles	526,776	44,194	570,970
Manufacture of cordage, rope, twine and netting	52,676	-	52,676
Knitting mills	-	-	-
MANUFACTURE OF WEARING APPAREL, EXCEPT FUR APPAREL.....	27,129	-	27,129
Manufacture of wearing apparel except fur apparel....	27,129	-	27,129
TANNING AND DRESSING OF LEATHER; MANUFACTURE OF FOOTWEAR, LUGGAGE AND HANDBAGS	195,620	80,436	276,056
Tanning and dressing of leather, luggage and handbags.	91,999	80,436	172,435
Manufacture of footwear.....	103,621	-	103,621
MANUFACTURE OF WOOD AND OF PRODUCTS OF WOOD AND CORK, EXCEPT FURNITURE	31,656	-	31,656
Manufacture of wood and of products of wood and cork, except furniture.....	31,656	-	31,656
MANUFACTURE OF PAPER, PAPER PRODUCTS AND PRINTING.....	175,067	-	175,067
Manufacture of paper and paper products.....	68,401	-	68,401
Publishing and printing services.....	106,666	-	106,666
MANUFACTURE OF CHEMICALS AND CHEMICAL PRODUCTS.....	210,072	-	210,072
Manufacture of basic chemicals, except fertilizers and nitrogen compounds.....	29,326	-	29,326
Manufacture of paints, varnishes and mastics	47,765	-	47,765

REVENUE FROM SALES BY SOURCE AND INDUSTRIAL GROUP - PUBLIC
1998/99(1991 E.F.Y)

TABLE 4.61 (Contd..)

(IN '000 BIRR)

INDUSTRIAL GROUP	REVENUE FROM SALES		
	LOCAL	EXPORT	TOTAL
Manufacture of pharmaceuticals, medicinal chemicals and botanical products.....	87,771	-	87,771
Manufacture of soap and detergents cleaning and polishing, perfumes and toilet preparations.....	37,575	-	37,575
Manufacture of chemical products n.e.c.	7,635	-	7,635
MANUFACTURE OF RUBBER AND PLASTIC PRODUCTS.....	241,843	-	241,843
Manufacture of rubber products.....	164,519	-	164,519
Manufacture of plastic products.....	77,324	-	77,324
MANUFACTURE OF OTHER NON-METALLIC MINERAL PRODUCTS	454,807	-	454,807
Manufacture of glass and glass products.....	19,594	-	19,594
Manufacture of structural clay products	9,960	-	9,960
Manufacture of cement, lime and plaster	369,627	-	369,627
Manufacture of articles of concrete, cement and plaster	34,310	-	34,310
Manufacture of non-metallic mineral products n.e.c....	21,316	-	21,316
MANUFACTURE OF BASIC IRON AND STEEL.....	178,393	-	178,393
Manufacture of basic iron and steel.....	178,393	-	178,393
MANUFACTURE OF FABRICATED METAL PRODUCTS EXCEPT MACHINERY AND EQUIPMENT	58,883	-	58,883
Manufacture of structural metal products, tanks, reservoirs and containers of metal	-	-	-
Manufacture of cutlery, hand tools and general hardware	12,187	-	12,187
Manufacture of other fabricated metal products	46,697	-	46,697
MANUFACTURE OF MACHINERY AND EQUIPMENT N.E.C.	644	-	644
Manufacture of pumps, compressors, taps and valves...	-	-	-
Manufacture of ovens, furnaces and furnace burners...	-	-	-
Manufacture of other general purpose machinery.....	-	-	-
Manufacture of machinery for food and beverage processing	-	-	-
Manufacture of accumulators, primary cells and and primary batteries	644	-	644
MANUFACTURE OF MOTOR VEHICLES, TRAILERS & SEMI-TRAILERS.	15,024	264	15,287
Manufacture of bodies for motor vehicles.....	15,024	264	15,287
Manufacture of parts and accessories for motor vehicles and their engines.....	-	-	-
MANUFACTURE OF FURNITURE; MANUFACTURING N.E.C.	8,126	-	8,126
Manufacture of furniture; manufacturing n.e.c.....	8,126	-	8,126
T O T A L	4,362,180	135,683	4,497,863

REVENUE FROM SALES BY SOURCE AND INDUSTRIAL GROUP - PRIVATE
1998/99(1991 E.F.Y)

TABLE 4.62

(IN '000 BIRR)

INDUSTRIAL GROUP	REVENUE FROM SALES		
	LOCAL	EXPORT	TOTAL
MANUFACTURE OF FOOD PRODUCTS AND BEVERAGES.....	852,881	7,577	860,458
Production, processing and preserving of meat, fruit and vegetables	142,230	1,948	144,178
Manufacture of vegetable and animal oils and fats....	25,232	-	25,232
Manufacture of dairy products	-	-	-
Manufacture of grain mill products	191,059	-	191,059
Manufacture of prepared animal feeds	209	-	209
Manufacture of bakery products	81,509	-	81,509
Manufacture of sugar and sugar confectionery	1,350	-	1,350
Manufacture of macaroni and spaghetti.....	6,626	-	6,626
Manufacture of food products n.e.c.	17,880	5,528	23,407
Distilling, rectifying and blending of spirits	7,614	-	7,614
Manufacture of wines	-	-	-
Manufacture of malt liquors and malt	136,629	102	136,731
Manufacture of soft drinks & production of mineral waters	242,543	-	242,543
MANUFACTURE OF TOBACCO PRODUCTS	-	-	-
Manufacture of tobacco products.....	-	-	-
MANUFACTURE OF TEXTILES	17,408	2,951	20,359
Spinning, weaving and finishing of textiles	13,691	2,951	16,641
Manufacture of cordage, rope, twine and netting	-	-	-
Knitting mills	3,718	-	3,718
MANUFACTURE OF WEARING APPAREL, EXCEPT FUR APPAREL....	21,864	3,620	25,484
Manufacture of wearing apparel except fur apparel....	21,864	3,620	25,484
TANNING AND DRESSING OF LEATHER; MANUFACTURE OF FOOTWEAR, LUGGAGE AND HANDBAGS	119,193	165,966	285,160
Tanning and dressing of leather,luggage and handbags.	39,673	165,966	205,640
Manufacture of footwear.....	79,520	-	79,520
MANUFACTURE OF WOOD AND OF PRODUCTS OF WOOD AND CORK, EXCEPT FURNITURE	1,911	-	1,911
Manufacture of wood and of products of wood and cork, except furniture.....	1,911	-	1,911
MANUFACTURE OF PAPER, PAPER PRODUCTS AND PRINTING.....	77,219	-	77,219
Manufacture of paper and paper products.....	19,757	-	19,757
Publishing and printing services.....	57,462	-	57,462
MANUFACTURE OF CHEMICALS AND CHEMICAL PRODUCTS.....	160,877	-	160,877
Manufacture of basic chemicals, except fertilizers and nitrogen compounds.....	-	-	-
Manufacture of paints, varnishes and mastics	54,142	-	54,142

REVENUE FROM SALES BY SOURCE AND INDUSTRIAL GROUP - PRIVATE
1998/99(1991 E.F.Y)

TABLE 4.62 (Contd..)

(IN '000 BIRR)

INDUSTRIAL GROUP	REVENUE FROM SALES		
	LOCAL	EXPORT	TOTAL
Manufacture of pharmaceuticals, medicinal chemicals and botanical products.....	24,099	-	24,099
Manufacture of soap and detergents cleaning and polishing, perfumes and toilet preparations.....	75,509	-	75,509
Manufacture of chemical products n.e.c.	7,128	-	7,128
MANUFACTURE OF RUBBER AND PLASTIC PROCDUCTS.....	111,354	-	111,354
Manufacture of rubber products.....	5,291	-	5,291
Manufacture of plastic products.....	106,063	-	106,063
MANUFACTURE OF OTHER NON-METALLIC MINERAL PRODUCTS	33,900	-	33,900
Manufacture of glass and glass products.....	3,187	-	3,187
Manufacture of structural clay products	673	-	673
Manufacture of cement, lime and plaster	944	-	944
Manufacture of articles of concrete, cement and plaster	16,934	-	16,934
Manufacture of non-metallic mineral products n.e.c....	12,161	-	12,161
MANUFACTURE OF BASIC IRON AND STEEL.....	37,324	-	37,324
Manufacture of basic iron and steel.....	37,324	-	37,324
MANUFACTURE OF FABRICATED METAL PRODUCTS EXCEPT MACHINERY AND EQUIPMENT	23,990	-	23,990
Manufacture of structural metal products, tanks, reservoirs and containers of metal	14,436	-	14,436
Manufacture of cutlery, hand tools and general hardware	3,217	-	3,217
Manufacture of other fabricated metal products	6,337	-	6,337
MANUFACTURE OF MACHINERY AND EQUIPMENT N.E.C.	4,714	-	4,714
Manufacture of pumps, compressors, taps and valves...	-	-	-
Manufacture of ovens, furnaces and furnace burners...	933	-	933
Manufacture of other general purpose machinery.....	100	-	100
Manufacture of machinery for food and beverage processing	3,519	-	3,519
Manufacture of accumulators, primary cells and and primary batteries	162	-	162
MANUFACTURE OF MOTOR VEHICLES, TRAILERS & SEMI-TRAILERS.	611,780	14,021	625,800
Manufacture of bodies for motor vehicles.....	611,744	14,021	625,764
Manufacture of parts and accessories for motor vehicles and their engines.....	36	-	36
MANUFACTURE OF FURNITURE; MANUFACTURING N.E.C.	100,252	-	100,252
Manufacture of furniture; manufacturing n.e.c.....	100,252	-	100,252
T O T A L	2,174,668	194,135	2,368,803

PART V

**STATISTICAL TABLES ON TIME SERIES
DATA OF LARGE AND MEDIUM SCALE
MANUFACTURING INDUSTRIES**

1994/95 – 1998/99 (1987 – 1991 E.F.Y.)

NUMBER OF ESTABLISHMENTS BY INDUSTRIAL GROUP - PUBLIC AND PRIVATE
1994/95(1987 E.F.Y) - 1998/99(1991 E.F.Y)

TABLE 5.1

INDUSTRIAL GROUP	NUMBER OF ESTABLISHMENTS				
	1987	1988	1989	1990	1991
MANUFACTURE OF FOOD PRODUCTS AND BEVERAGES.....	153	174	198	224	228
Production, processing and preserving of meat, fruit and vegetables	7	7	10	10	10
Manufacture of vegetable and animal oils and fats...	22	28	25	32	26
Manufacture of dairy products	1	1	1	1	1
Manufacture of grain mill products	15	18	26	39	50
Manufacture of prepared animal feeds	2	2	4	4	4
Manufacture of bakery products	71	79	87	89	85
Manufacture of sugar and sugar confectionery	5	5	7	8	9
Manufacture of macaroni and spaghetti.....	3	3	3	4	4
Manufacture of food products n.e.c.	4	5	8	11	12
Distilling, rectifying and blending of spirits	7	10	11	10	10
Manufacture of wines	3	3	3	3	2
Manufacture of malt liquors and malt	5	5	5	5	6
Manufacture of soft drinks & production of mineral waters	8	8	8	8	9
MANUFACTURE OF TOBACCO PRODUCTS	1	1	1	1	1
Manufacture of tobacco products.....	1	1	1	1	1
MANUFACTURE OF TEXTILES	29	32	34	33	36
Spinning, weaving and finishing of textiles	20	20	22	22	27
Manufacture of cordage, rope, twine and netting	4	3	2	2	2
Knitting mills	5	9	10	9	7
MANUFACTURE OF WEARING APPAREL, EXCEPT FUR APPAREL....	13	23	26	26	28
Manufacture of wearing apparel except fur apparel...	13	23	26	26	28
TANNING AND DRESSING OF LEATHER; MANUFACTURE OF FOOTWEAR, LUGGAGE AND HANDBAGS	50	63	61	57	49
Tanning and dressing of leather, luggage and handbags	7	8	11	11	14
Manufacture of footwear.....	43	55	50	46	35
MANUFACTURE OF WOOD AND OF PRODUCTS OF WOOD AND CORK, EXCEPT FURNITURE	22	26	23	16	16
Manufacture of wood and of products of wood and cork, except furniture.....	22	26	23	16	16
MANUFACTURE OF PAPER, PAPER PRODUCTS AND PRINTING	32	43	46	53	60
Manufacture of paper and paper products.....	4	5	9	8	7
Publishing and printing services.....	28	38	37	45	53
MANUFACTURE OF CHEMICALS AND CHEMICAL PRODUCTS.....	27	35	43	43	43
Manufacture of basic chemicals, except fertilizers and nitrogen compounds.....	1	2	5	5	4
Manufacture of paints, varnishes and mastics	3	5	6	7	8

NUMBER OF ESTABLISHMENTS BY INDUSTRIAL GROUP - PUBLIC AND PRIVATE
1994/95(1987 E.F.Y) - 1998/99(1991 E.F.Y)

TABLE 5.1 (Contd..)

INDUSTRIAL GROUP	NUMBER OF ESTABLISHMENTS				
	1987	1988	1989	1990	1991
Manufacture of pharmaceuticals, medicinal chemicals and botanical products.....	2	2	3	4	3
Manufacture of soap and detergents cleaning and polishing, perfumes and toilet preparations.....	17	23	25	22	23
Manufacture of chemical products n.e.c.	4	3	4	5	5
MANUFACTURE OF RUBBER AND PLASTIC PROCDUCTS.....	13	15	23	26	32
Manufacture of rubber products.....	4	4	5	5	5
Manufacture of plastic products.....	9	11	18	21	27
MANUFACTURE OF OTHER NON-METALLIC MINERAL PRODUCTS ...	49	85	97	87	88
Manufacture of glass and glass products.....	1	2	3	3	3
Manufacture of structural clay products	5	7	5	5	6
Manufacture of cement, lime and plaster	5	7	7	9	9
Manufacture of articles of concrete, cement and plaster	35	64	73	60	59
Manufacture of non-metallic mineral products n.e.c..	3	5	9	10	11
MANUFACTURE OF BASIC IRON AND STEEL.....	3	3	5	6	6
Manufacture of basic iron and steel.....	3	3	5	6	6
MANUFACTURE OF FABRICATED METAL PRODUCTS EXCEPT MACHINERY AND EQUIPMENT	40	39	45	40	40
Manufacture of structural metal products, tanks, reservoirs and containers of metal	27	29	32	24	22
Manufacture of cutlery, hand tools and general hardware	9	4	3	7	8
Manufacture of other fabricated metal products	4	6	10	9	10
MANUFACTURE OF MACHINERY AND EQUIPMENT N.E.C.	3	15	16	20	20
Manufacture of pumps, compressors, taps and valves..	1	1	1	-	-
Manufacture of ovens, furnaces and furnace burners..	-	5	4	4	6
Manufacture of other general purpose machinery.....	-	2	4	4	1
Manufacture of machinery for food and beverage processing	-	6	6	10	11
Manufacture of accumulators, primary cells and and primary batteries	2	1	1	2	2
MANUFACTURE OF MOTOR VEHICLES	3	13	13	12	11
Manufacture of bodies for motor vehicles.....	3	11	12	10	9
Manufacture of parts and accessories for motor vehicles and their engines.....	-	2	1	2	2
MANUFACTURE OF FURNITURE; MANUFACTURING N.E.C.	63	75	110	118	121
Manufacture of furniture; manufacturing n.e.c.....	63	75	110	118	121
T O T A L	501	642	741	762	779

NUMBER OF PERSONS ENGAGED BY INDUSTRIAL GROUP - PUBLIC AND PRIVATE
1994/95(1987 E.F.Y) - 1998/99(1991 E.F.Y)

TABLE 5.2

INDUSTRIAL GROUP	NUMBER OF PERSONS ENGAGED				
	1987	1988	1989	1990	1991
MANUFACTURE OF FOOD PRODUCTS AND BEVERAGES.....	23,729	23,729	24,014	25,959	27,085
Production, processing and preserving of meat, fruit and vegetables	3,040	3,003	2,918	2,492	2,993
Manufacture of vegetable and animal oils and fats...	1,889	1,737	1,280	1,690	1,698
Manufacture of dairy products	43	265	265	264	245
Manufacture of grain mill products	3,546	2,478	2,824	3,150	3,327
Manufacture of prepared animal feeds	223	202	218	207	191
Manufacture of bakery products	1,753	2,818	2,867	3,057	3,471
Manufacture of sugar and sugar confectionery	4,070	4,384	4,847	5,704	6,115
Manufacture of macaroni and spaghetti.....	459	337	354	520	458
Manufacture of food products n.e.c.	646	756	839	706	829
Distilling, rectifying and blending of spirits	1,079	810	868	857	753
Manufacture of wines	724	698	682	687	587
Manufacture of malt liquors and malt	2,854	2,865	2,725	2,844	2,833
Manufacture of soft drinks & production of mineral waters	3,403	3,376	3,327	3,781	3,585
MANUFACTURE OF TOBACCO PRODUCTS	987	982	953	898	873
Manufacture of tobacco products.....	987	982	953	898	873
MANUFACTURE OF TEXTILES	30,960	28,417	27,239	25,116	25,669
Spinning, weaving and finishing of textiles	27,448	24,986	24,195	22,220	22,770
Manufacture of cordage, rope, twine and netting	3,359	3,275	2,750	2,698	2,669
Knitting mills	153	156	294	198	230
MANUFACTURE OF WEARING APPAREL, EXCEPT FUR APPAREL....	3,971	4,106	4,607	4,218	3,866
Manufacture of wearing apparel except fur apparel...	3,971	4,106	4,607	4,218	3,866
TANNING AND DRESSING OF LEATHER; MANUFACTURE OF FOOTWEAR, LUGGAGE AND HANDBAGS	7,105	7,863	8,235	7,673	7,234
Tanning and dressing of leather, luggage and handbags	3,371	3,614	3,971	3,740	3,620
Manufacture of footwear.....	3,734	4,249	4,264	3,933	3,614
MANUFACTURE OF WOOD AND OF PRODUCTS OF WOOD AND CORK, EXCEPT FURNITURE	2,557	2,530	1,918	1,317	1,211
Manufacture of wood and of products of wood and cork, except furniture.....	2,557	2,530	1,918	1,317	1,211
MANUFACTURE OF PAPER, PAPER PRODUCTS AND PRINTING	5,007	5,579	5,132	5,580	5,536
Manufacture of paper and paper products.....	1,362	1,272	1,465	1,423	1,375
Publishing and printing services.....	3,645	4,307	3,667	4,157	4,161
MANUFACTURE OF CHEMICALS AND CHEMICAL PRODUCTS.....	2,701	2,847	3,714	4,155	3,966
Manufacture of basic chemicals, except fertilizers and nitrogen compounds.....	170	499	1,119	1,116	1,101
Manufacture of paints, varnishes and mastics	465	429	421	458	524

NUMBER OF PERSONS ENGAGED BY INDUSTRIAL GROUP - PUBLIC AND PRIVATE
1994/95(1987 E.F.Y) - 1998/99(1991 E.F.Y)

TABLE 5.2 (Contd..)

INDUSTRIAL GROUP	NUMBER OF PERSONS ENGAGED				
	1987	1988	1989	1990	1991
Manufacture of pharmaceuticals, medicinal chemicals and botanical products.....	511	501	484	977	925
Manufacture of soap and detergents cleaning and polishing, perfumes and toilet preparations.....	1,423	1,308	1,479	1,347	1,232
Manufacture of chemical products n.e.c.	132	110	211	257	184
MANUFACTURE OF RUBBER AND PLASTIC PRODUCTS.....	2,009	2,224	2,421	3,092	3,048
Manufacture of rubber products.....	940	1,121	959	1,106	972
Manufacture of plastic products.....	1,069	1,103	1,462	1,986	2,076
MANUFACTURE OF OTHER NON-METALLIC MINERAL PRODUCTS ...	5,365	6,120	6,733	7,306	6,935
Manufacture of glass and glass products.....	468	663	572	654	547
Manufacture of structural clay products	632	643	404	495	453
Manufacture of cement, lime and plaster	1,810	1,730	1,902	1,910	1,847
Manufacture of articles of concrete, cement and plaster	1,845	2,624	2,559	2,509	2,453
Manufacture of non-metallic mineral products n.e.c..	610	460	1,316	1,738	1,635
MANUFACTURE OF BASIC IRON AND STEEL.....	1,183	1,121	1,133	1,138	1,117
Manufacture of basic iron and steel.....	1,183	1,121	1,133	1,138	1,117
MANUFACTURE OF FABRICATED METAL PRODUCTS EXCEPT MACHINERY AND EQUIPMENT	2,093	2,050	1,915	1,940	2,057
Manufacture of structural metal products, tanks, reservoirs and containers of metal	606	598	585	492	588
Manufacture of cutlery, hand tools and general hardware	648	573	456	520	498
Manufacture of other fabricated metal products	839	879	874	928	971
MANUFACTURE OF MACHINERY AND EQUIPMENT N.E.C.	289	464	537	402	446
Manufacture of pumps, compressors, taps and valves..	175	143	140	-	-
Manufacture of ovens, furnaces and furnace burners..	-	70	57	58	77
Manufacture of other general purpose machinery.....	-	31	79	37	13
Manufacture of machinery for food and beverage processing	-	131	171	209	258
Manufacture of accumulators, primary cells and and primary batteries	114	89	90	98	98
MANUFACTURE OF MOTOR VEHICLES	404	713	821	905	1,167
Manufacture of bodies for motor vehicles.....	404	687	804	866	1,115
Manufacture of parts and accessories for motor vehicles and their engines.....	-	26	17	39	52
MANUFACTURE OF FURNITURE; MANUFACTURING N.E.C.	2,319	2,454	3,774	4,324	4,202
Manufacture of furniture; manufacturing n.e.c.....	2,319	2,454	3,774	4,324	4,202
T O T A L	90,679	91,199	93,166	94,023	94,412

NUMBER OF EMPLOYEES BY INDUSTRIAL GROUP - PUBLIC AND PRIVATE
1994/95(1987 E.F.Y) - 1998/99(1991 E.F.Y)

TABLE 5.3

INDUSTRIAL GROUP	NUMBER OF EMPLOYEES				
	1987	1988	1989	1990	1991
MANUFACTURE OF FOOD PRODUCTS AND BEVERAGES.....	23,553	23,198	23,830	25,720	26,893
Production, processing and preserving of meat, fruit and vegetables	3,040	3,003	2,918	2,492	2,991
Manufacture of vegetable and animal oils and fats...	1,863	1,665	1,253	1,639	1,674
Manufacture of dairy products	43	265	265	264	245
Manufacture of grain mill products	3,546	2,469	2,811	3,112	3,296
Manufacture of prepared animal feeds	223	202	217	205	190
Manufacture of bakery products	1,621	2,676	2,748	2,937	3,365
Manufacture of sugar and sugar confectionery	4,061	4,376	4,835	5,689	6,107
Manufacture of macaroni and spaghetti.....	459	337	354	520	458
Manufacture of food products n.e.c.	646	755	834	697	821
Distilling, rectifying and blending of spirits	1,070	802	861	853	744
Manufacture of wines	724	407	682	687	587
Manufacture of malt liquors and malt	2,854	2,865	2,725	2,844	2,830
Manufacture of soft drinks & production of mineral waters	3,403	3,376	3,327	3,781	3,585
MANUFACTURE OF TOBACCO PRODUCTS	987	982	953	898	873
Manufacture of tobacco products.....	987	982	953	898	873
MANUFACTURE OF TEXTILES	30,941	28,387	27,215	25,093	25,659
Spinning, weaving and finishing of textiles	27,446	24,982	24,191	22,211	22,767
Manufacture of cordage, rope, twine and netting	3,352	3,274	2,750	2,698	2,669
Knitting mills	143	131	274	184	223
MANUFACTURE OF WEARING APPAREL, EXCEPT FUR APPAREL....	3,962	4,054	4,582	4,190	3,845
Manufacture of wearing apparel except fur apparel...	3,962	4,054	4,582	4,190	3,845
TANNING AND DRESSING OF LEATHER; MANUFACTURE OF FOOTWEAR, LUGGAGE AND HANDBAGS	7,035	7,748	8,144	7,589	7,183
Tanning and dressing of leather, luggage and handbags	3,369	3,610	3,969	3,735	3,607
Manufacture of footwear.....	3,666	4,138	4,175	3,854	3,576
MANUFACTURE OF WOOD AND OF PRODUCTS OF WOOD AND CORK, EXCEPT FURNITURE	2,554	2,495	1,907	1,305	1,200
Manufacture of wood and of products of wood and cork, except furniture.....	2,554	2,495	1,907	1,305	1,200
MANUFACTURE OF PAPER, PAPER PRODUCTS AND PRINTING.....	4,998	5,550	5,103	5,554	5,497
Manufacture of paper and paper products.....	1,362	1,270	1,462	1,420	1,371
Publishing and printing services.....	3,636	4,280	3,641	4,134	4,126
MANUFACTURE OF CHEMICALS AND CHEMICAL PRODUCTS.....	2,681	2,825	3,683	4,138	3,938
Manufacture of basic chemicals, except fertilizers and nitrogen compounds.....	170	499	1,119	1,116	1,101
Manufacture of paints, varnishes and mastics	465	429	419	455	520

NUMBER OF EMPLOYEES BY INDUSTRIAL GROUP - PUBLIC AND PRIVATE
1994/95(1987 E.F.Y) - 1998/99(1991 E.F.Y)

TABLE 5.3 (Contd..)

INDUSTRIAL GROUP	NUMBER OF EMPLOYEES				
	1987	1988	1989	1990	1991
Manufacture of pharmaceuticals, medicinal chemicals and botanical products.....	510	500	484	977	923
Manufacture of soap and detergents cleaning and polishing, perfumes and toilet preparations.....	1,407	1,290	1,450	1,333	1,213
Manufacture of chemical products n.e.c.	129	107	211	257	181
MANUFACTURE OF RUBBER AND PLASTIC PROCDUCTS.....	2,004	2,219	2,416	3,082	3,027
Manufacture of rubber products.....	940	1,121	956	1,103	970
Manufacture of plastic products.....	1,064	1,098	1,460	1,979	2,057
MANUFACTURE OF OTHER NON-METALLIC MINERAL PRODUCTS ...	5,332	6,038	6,654	7,229	6,864
Manufacture of glass and glass products.....	468	663	572	654	547
Manufacture of structural clay products	631	640	400	489	446
Manufacture of cement, lime and plaster	1,810	1,730	1,902	1,907	1,845
Manufacture of articles of concrete, cement and plaster	1,814	2,545	2,467	2,445	2,394
Manufacture of non-metallic mineral products n.e.c..	609	460	1,313	1,734	1,632
MANUFACTURE OF BASIC IRON AND STEEL.....	1,183	1,121	1,132	1,138	1,117
Manufacture of basic iron and steel.....	1,183	1,121	1,132	1,138	1,117
MANUFACTURE OF FABRICATED METAL PRODUCTS EXCEPT MACHINERY AND EQUIPMENT	2,051	2,006	1,861	1,887	1,993
Manufacture of structural metal products, tanks, réservoirs and containers of metal	572	562	538	454	540
Manufacture of cutlery, hand tools and general hardware	640	571	456	515	485
Manufacture of other fabricated metal products	839	873	867	918	968
MANUFACTURE OF MACHINERY AND EQUIPMENT N.E.C.	287	436	522	358	407
Manufacture of pumps, compressors, taps and valves..	175	143	140	-	-
Manufacture of ovens, furnaces and furnace burners..	-	56	54	51	71
Manufacture of other general purpose machinery.....	-	27	74	32	11
Manufacture of machinery for food and beverage processing	-	121	164	178	227
Manufacture of accumulators, primary cells and and primary batteries	112	89	90	97	98
MANUFACTURE OF MOTOR VEHICLES	404	705	812	899	1,160
Manufacture of bodies for motor vehicles.....	404	681	795	861	1,110
Manufacture of parts and accessories for motor vehicles and their engines.....	-	24	17	38	50
MANUFACTURE OF FURNITURE; MANUFACTURING N.E.C.	2,241	2,275	3,551	4,136	4,022
Manufacture of furniture; manufacturing n.e.c.....	2,241	2,275	3,551	4,136	4,022
T O T A L	90,213	90,039	92,365	93,216	93,678

NUMBER OF FEMALE EMPLOYEES BY INDUSTRIAL GROUP - PUBLIC AND PRIVATE
1994/95(1987 E.F.Y) - 1998/99(1991 E.F.Y)

TABLE 5.4

INDUSTRIAL GROUP	NUMBER OF FEMALE EMPLOYEES				
	1987	1988	1989	1990	1991
MANUFACTURE OF FOOD PRODUCTS AND BEVERAGES.....	5,526	4,772	4,938	4,895	5,437
Production, processing and preserving of meat, fruit and vegetables	919	924	907	676	756
Manufacture of vegetable and animal oils and fats...	219	214	152	219	215
Manufacture of dairy products	11	74	74	74	69
Manufacture of grain mill products	843	416	440	494	507
Manufacture of prepared animal feeds	42	37	41	38	36
Manufacture of bakery products	324	700	736	811	1,068
Manufacture of sugar and sugar confectionery	887	332	347	322	504
Manufacture of macaroni and spaghetti.....	190	137	152	137	171
Manufacture of food products n.e.c.	53	62	76	95	91
Distilling, rectifying and blending of spirits	363	360	333	335	297
Manufacture of wines	219	110	214	212	193
Manufacture of malt liquors and malt	639	634	622	640	625
Manufacture of soft drinks & production of mineral waters	817	772	844	842	905
MANUFACTURE OF TOBACCO PRODUCTS	371	369	367	349	341
Manufacture of tobacco products.....	371	369	367	349	341
MANUFACTURE OF TEXTILES	13,676	12,416	11,564	10,784	10,567
Spinning, weaving and finishing of textiles	12,276	11,044	10,312	9,585	9,411
Manufacture of cordage, rope, twine and netting	1,304	1,297	1,119	1,108	1,058
Knitting mills	96	75	133	91	98
MANUFACTURE OF WEARING APPAREL, EXCEPT FUR APPAREL....	2,808	2,756	3,269	2,507	2,529
Manufacture of wearing apparel except fur apparel...	2,808	2,756	3,269	2,507	2,529
TANNING AND DRESSING OF LEATHER; MANUFACTURE OF FOOTWEAR, LUGGAGE AND HANDBAGS	2,018	2,337	2,243	2,233	2,164
Tanning and dressing of leather, luggage and handbags	615	615	648	707	717
Manufacture of footwear.....	1,403	1,722	1,595	1,526	1,447
MANUFACTURE OF WOOD AND OF PRODUCTS OF WOOD AND CORK, EXCEPT FURNITURE	318	334	267	234	208
Manufacture of wood and of products of wood and cork, except furniture.....	318	334	267	234	208
MANUFACTURE OF PAPER, PAPER PRODUCTS AND PRINTING.....	1,777	1,994	1,820	2,075	2,097
Manufacture of paper and paper products.....	383	430	462	485	470
Publishing and printing services.....	1,394	1,564	1,358	1,590	1,627
MANUFACTURE OF CHEMICALS AND CHEMICAL PRODUCTS.....	814	857	934	1,234	1,079
Manufacture of basic chemicals, except fertilizers and nitrogen compounds.....	41	62	120	116	106
Manufacture of paints, varnishes and mastics	85	90	81	93	104

NUMBER OF FEMALE EMPLOYEES BY INDUSTRIAL GROUP - PUBLIC AND PRIVATE
1994/95(1987 E.F.Y) - 1998/99(1991 E.F.Y)

TABLE 5.4 (Contd..)

INDUSTRIAL GROUP	NUMBER OF FEMALE EMPLOYEES				
	1987	1988	1989	1990	1991
Manufacture of pharmaceuticals, medicinal chemicals and botanical products.....	234	251	248	542	420
Manufacture of soap and detergents cleaning and polishing, perfumes and toilet preparations.....	412	412	413	390	368
Manufacture of chemical products n.e.c.	42	42	72	93	81
MANUFACTURE OF RUBBER AND PLASTIC PRODUCTS.....	438	502	567	825	843
Manufacture of rubber products.....	96	95	128	128	118
Manufacture of plastic products.....	342	407	439	697	725
MANUFACTURE OF OTHER NON-METALLIC MINERAL PRODUCTS ...	515	706	931	956	934
Manufacture of glass and glass products.....	82	147	149	144	148
Manufacture of structural clay products	76	89	75	76	87
Manufacture of cement, lime and plaster	160	190	182	175	177
Manufacture of articles of concrete, cement and plaster	132	219	276	292	253
Manufacture of non-metallic mineral products n.e.c..	65	61	249	269	269
MANUFACTURE OF BASIC IRON AND STEEL.....	147	101	106	114	120
Manufacture of basic iron and steel.....	147	101	106	114	120
MANUFACTURE OF FABRICATED METAL PRODUCTS EXCEPT MACHINERY AND EQUIPMENT	312	319	266	300	303
Manufacture of structural metal products, tanks, reservoirs and containers of metal	50	53	36	30	42
Manufacture of cutlery, hand tools and general hardware	123	116	90	98	104
Manufacture of other fabricated metal products	139	150	140	172	157
MANUFACTURE OF MACHINERY AND EQUIPMENT N.E.C.	57	65	77	36	41
Manufacture of pumps, compressors, taps and valves..	42	34	33	-	-
Manufacture of ovens, furnaces and furnace burners..	-	4	7	4	8
Manufacture of other general purpose machinery.....	-	1	10	6	-
Manufacture of machinery for food and beverage processing	-	10	11	11	18
Manufacture of accumulators, primary cells and and primary batteries	15	16	16	15	15
MANUFACTURE OF MOTOR VEHICLES	75	100	114	94	99
Manufacture of bodies for motor vehicles.....	75	99	113	90	91
Manufacture of parts and accessories for motor vehicles and their engines.....	-	1	1	4	8
MANUFACTURE OF FURNITURE; MANUFACTURING N.E.C.	295	281	443	541	546
Manufacture of furniture; manufacturing n.e.c.....	295	281	443	541	546
T O T A L	29,147	27,909	27,906	27,177	27,308

WAGES AND SALARIES BY INDUSTRIAL GROUP - PUBLIC AND PRIVATE
1994/95(1987 E.F.Y) - 1998/99(1991 E.F.Y)

TABLE 5.5

(IN '000 BIRR)

INDUSTRIAL GROUP	WAGES AND SALARIES				
	1987	1988	1989	1990	1991
MANUFACTURE OF FOOD PRODUCTS AND BEVERAGES.....	122,241	135,669	147,535	160,217	180,392
Production, processing and preserving of meat, fruit and vegetables	10,444	11,552	10,266	8,566	12,575
Manufacture of vegetable and animal oils and fats...	7,698	7,423	5,311	6,960	8,138
Manufacture of dairy products	148	869	869	877	865
Manufacture of grain mill products	19,470	13,918	16,105	16,936	18,748
Manufacture of prepared animal feeds	793	824	705	744	705
Manufacture of bakery products	4,242	9,837	10,166	11,088	13,506
Manufacture of sugar and sugar confectionery	29,806	38,745	45,485	47,805	55,694
Manufacture of macaroni and spaghetti.....	2,046	1,521	2,013	3,314	2,687
Manufacture of food products n.e.c.	1,824	2,525	3,051	3,309	3,551
Distilling, rectifying and blending of spirits	4,692	4,911	5,802	6,500	5,854
Manufacture of wines	3,826	4,534	4,154	4,405	3,396
Manufacture of malt liquors and malt	18,103	20,050	23,111	24,546	30,064
Manufacture of soft drinks & production of mineral waters	19,150	18,959	20,496	25,167	24,611
MANUFACTURE OF TOBACCO PRODUCTS	8,591	8,914	12,156	9,034	9,793
Manufacture of tobacco products.....	8,591	8,914	12,156	9,034	9,793
MANUFACTURE OF TEXTILES	115,189	104,936	102,548	99,363	100,266
Spinning, weaving and finishing of textiles	105,692	94,747	90,056	87,518	88,543
Manufacture of cordage, rope, twine and netting	9,133	9,871	11,817	11,401	11,181
Knitting mills	364	318	675	443	542
MANUFACTURE OF WEARING APPAREL, EXCEPT FUR APPAREL....	11,443	12,331	14,842	15,633	14,586
Manufacture of wearing apparel except fur apparel...	11,443	12,331	14,842	15,633	14,586
TANNING AND DRESSING OF LEATHER; MANUFACTURE OF FOOTWEAR, LUGGAGE AND HANDBAGS	41,697	49,175	47,899	45,775	53,085
Tanning and dressing of leather, luggage and handbags	26,389	30,056	28,864	25,950	31,647
Manufacture of footwear.....	15,307	19,119	19,035	19,825	21,438
MANUFACTURE OF WOOD AND OF PRODUCTS OF WOOD AND CORK, EXCEPT FURNITURE	11,046	11,582	8,803	7,480	7,489
Manufacture of wood and of products of wood and cork, except furniture.....	11,046	11,582	8,803	7,480	7,489
MANUFACTURE OF PAPER, PAPER PRODUCTS AND PRINTING.....	31,024	35,459	35,068	39,731	40,247
Manufacture of paper and paper products.....	8,360	7,758	9,705	9,881	9,863
Publishing and printing services.....	22,664	27,701	25,363	29,850	30,384
MANUFACTURE OF CHEMICALS AND CHEMICAL PRODUCTS.....	13,067	15,749	20,278	22,710	25,423
Manufacture of basic chemicals, except fertilizers and nitrogen compounds.....	1,091	3,012	6,631	6,639	6,770
Manufacture of paints, varnishes and mastics	2,661	2,816	2,677	3,717	3,982

WAGES AND SALARIES BY INDUSTRIAL GROUP - PUBLIC AND PRIVATE
1994/95(1987 E.F.Y) - 1998/99(1991 E.F.Y)

TABLE 5.5 (Contd..)

(IN '000 BIRR)

INDUSTRIAL GROUP	WAGES AND SALARIES				
	1987	1988	1989	1990	1991
Manufacture of pharmaceuticals, medicinal chemicals and botanical products.....	3,096	3,288	3,873	4,341	7,127
Manufacture of soap and detergents cleaning and polishing, perfumes and toilet preparations.....	5,152	5,784	6,335	6,346	6,592
Manufacture of chemical products n.e.c.	1,067	848	763	1,667	953
MANUFACTURE OF RUBBER AND PLASTIC PRODUCTS.....	13,960	13,330	18,692	20,572	22,242
Manufacture of rubber products.....	7,188	6,445	9,640	10,129	10,321
Manufacture of plastic products.....	6,772	6,885	9,052	10,443	11,921
MANUFACTURE OF OTHER NON-METALLIC MINERAL PRODUCTS ...	22,613	31,531	36,944	36,756	41,599
Manufacture of glass and glass products.....	2,457	2,919	2,566	3,529	3,109
Manufacture of structural clay products	2,207	2,213	2,288	2,296	2,218
Manufacture of cement, lime and plaster	9,624	15,394	15,595	14,892	18,088
Manufacture of articles of concrete, cement and plaster	5,977	7,956	9,063	8,918	9,884
Manufacture of non-metallic mineral products n.e.c..	2,348	3,050	7,432	7,121	8,300
MANUFACTURE OF BASIC IRON AND STEEL.....	7,424	8,346	9,223	10,591	10,586
Manufacture of basic iron and steel.....	7,424	8,346	9,223	10,591	10,586
MANUFACTURE OF FABRICATED METAL PRODUCTS EXCEPT MACHINERY AND EQUIPMENT	11,544	11,928	10,991	11,989	12,133
Manufacture of structural metal products, tanks, reservoirs and containers of metal	2,314	2,285	2,331	2,171	2,341
Manufacture of cutlery, hand tools and general hardware	3,715	3,519	2,552	2,741	2,589
Manufacture of other fabricated metal products	5,515	6,123	6,108	7,078	7,203
MANUFACTURE OF MACHINERY AND EQUIPMENT N.E.C.	1,791	2,300	2,540	1,424	1,720
Manufacture of pumps, compressors, taps and valves..	1,114	1,007	1,053	-	-
Manufacture of ovens, furnaces and furnace burners..	-	217	176	164	187
Manufacture of other general purpose machinery.....	-	58	239	75	40
Manufacture of machinery for food and beverage processing	-	475	571	659	964
Manufacture of accumulators, primary cells and and primary batteries	677	543	500	526	529
MANUFACTURE OF MOTOR VEHICLES	4,719	5,679	7,168	8,631	10,812
Manufacture of bodies for motor vehicles.....	4,719	5,616	7,108	8,389	10,542
Manufacture of parts and accessories for motor vehicles and their engines.....	-	63	60	242	270
MANUFACTURE OF FURNITURE; MANUFACTURING N.E.C.	9,981	10,076	14,945	20,349	21,603
Manufacture of furniture; manufacturing n.e.c.....	9,981	10,076	14,945	20,349	21,603
T O T A L	426,329	457,007	489,631	510,256	551,975

GROSS VALUE OF PRODUCTION BY INDUSTRIAL GROUP - PUBLIC AND PRIVATE
1994/95(1987 E.F.Y) - 1998/99(1991 E.F.Y)

TABLE 5.6

(IN '000 BIRR)

INDUSTRIAL GROUP	GROSS VALUE OF PRODUCTION				
	1987	1988	1989	1990	1991
MANUFACTURE OF FOOD PRODUCTS AND BEVERAGES.....	1,740,592	2,180,690	2,227,632	2,532,706	2,991,581
Production, processing and preserving of meat, fruit and vegetables	46,445	64,345	45,502	52,735	226,630
Manufacture of vegetable and animal oils and fats...	69,622	61,738	53,069	85,158	89,446
Manufacture of dairy products	12,949	10,384	11,217	12,340	12,436
Manufacture of grain mill products	369,145	331,465	391,151	353,504	442,846
Manufacture of prepared animal feeds	7,797	4,011	4,074	3,919	4,315
Manufacture of bakery products	69,925	160,321	137,510	154,583	231,680
Manufacture of sugar and sugar confectionery	283,795	577,466	584,258	765,417	927,516
Manufacture of macaroni and spaghetti.....	52,579	52,620	45,918	80,034	87,070
Manufacture of food products n.e.c.	35,871	54,395	78,525	102,391	46,763
Distilling, rectifying and blending of spirits	54,687	60,849	67,134	73,330	59,354
Manufacture of wines	33,613	30,173	21,104	18,693	16,822
Manufacture of malt liquors and malt	459,424	508,285	492,756	497,330	528,500
Manufacture of soft drinks & production of mineral waters	244,741	264,638	295,414	333,273	318,203
MANUFACTURE OF TOBACCO PRODUCTS	199,936	244,188	240,371	243,776	252,929
Manufacture of tobacco products.....	199,936	244,188	240,371	243,776	252,929
MANUFACTURE OF TEXTILES	586,729	699,239	669,276	592,081	631,850
Spinning, weaving and finishing of textiles	524,763	627,684	593,341	526,347	574,611
Manufacture of cordage, rope, twine and netting	59,430	68,260	70,258	62,328	53,018
Knitting mills	2,536	3,296	5,676	3,407	4,221
MANUFACTURE OF WEARING APPAREL, EXCEPT FUR APPAREL....	64,452	71,729	58,201	54,904	57,947
Manufacture of wearing apparel except fur apparel...	64,452	71,729	58,201	54,904	57,947
TANNING AND DRESSING OF LEATHER; MANUFACTURE OF FOOTWEAR, LUGGAGE AND HANDBAGS	601,358	634,500	648,357	652,487	565,694
Tanning and dressing of leather, luggage and handbags	482,044	490,895	483,364	478,300	369,471
Manufacture of footwear.....	119,315	143,605	164,993	174,187	196,224
MANUFACTURE OF WOOD AND OF PRODUCTS OF WOOD AND CORK, EXCEPT FURNITURE	65,993	66,595	55,174	40,954	36,502
Manufacture of wood and of products of wood and cork, except furniture.....	65,993	66,595	55,174	40,954	36,502
MANUFACTURE OF PAPER, PAPER PRODUCTS AND PRINTING.....	200,807	291,564	263,419	291,224	288,047
Manufacture of paper and paper products.....	86,424	122,973	126,316	124,105	88,508
Publishing and printing services.....	114,383	168,591	137,103	167,119	199,540
MANUFACTURE OF CHEMICALS AND CHEMICAL PRODUCTS.....	282,388	317,525	347,381	472,468	396,340
Manufacture of basic chemicals, except fertilizers and nitrogen compounds.....	5,333	5,829	29,688	32,101	31,368
Manufacture of paints, varnishes and mastics	55,213	80,373	87,312	103,616	108,676

GROSS VALUE OF PRODUCTION BY INDUSTRIAL GROUP - PUBLIC AND PRIVATE
1994/95(1987 E.F.Y) - 1998/99(1991 E.F.Y)

TABLE 5.6 (Contd..)

(IN '000 BIRR)

INDUSTRIAL GROUP	GROSS VALUE OF PRODUCTION				
	1987	1988	1989	1990	1991
Manufacture of pharmaceuticals, medicinal chemicals and botanical products.....	59,078	59,345	103,623	188,277	112,450
Manufacture of soap and detergents cleaning and polishing, perfumes and toilet preparations.....	107,474	161,754	106,631	128,998	128,406
Manufacture of chemical products n.e.c.	55,290	10,225	20,127	19,476	15,440
MANUFACTURE OF RUBBER AND PLASTIC PRODUCTS.....	161,245	186,260	298,285	314,128	340,870
Manufacture of rubber products.....	76,337	90,938	143,398	161,080	154,936
Manufacture of plastic products.....	84,908	95,323	154,887	153,048	185,934
MANUFACTURE OF OTHER NON-METALLIC MINERAL PRODUCTS ...	336,652	419,673	544,208	550,963	567,810
Manufacture of glass and glass products.....	20,899	22,841	19,543	32,412	26,182
Manufacture of structural clay products	8,592	8,662	11,643	12,344	12,130
Manufacture of cement, lime and plaster	222,710	276,798	358,920	377,108	383,112
Manufacture of articles of concrete, cement and plaster	70,685	78,157	58,034	55,119	75,709
Manufacture of non-metallic mineral products n.e.c..	13,766	33,214	96,067	73,980	70,676
MANUFACTURE OF BASIC IRON AND STEEL.....	222,574	282,160	303,555	285,751	210,631
Manufacture of basic iron and steel.....	222,574	282,160	303,555	285,751	210,631
MANUFACTURE OF FABRICATED METAL PRODUCTS EXCEPT MACHINERY AND EQUIPMENT	86,601	111,147	102,153	81,417	87,468
Manufacture of structural metal products, tanks, reservoirs and containers of metal	15,728	19,067	14,129	13,085	16,246
Manufacture of cutlery, hand tools and general hardware	24,360	26,126	20,560	13,400	15,427
Manufacture of other fabricated metal products	46,513	65,955	67,464	54,932	55,795
MANUFACTURE OF MACHINERY AND EQUIPMENT N.E.C.	6,786	9,934	10,335	7,138	6,530
Manufacture of pumps, compressors, taps and valves..	4,034	3,756	5,030	-	-
Manufacture of ovens, furnaces and furnace burners..	-	2,383	1,774	923	1,106
Manufacture of other general purpose machinery.....	-	497	893	324	98
Manufacture of machinery for food and beverage processing	-	1,875	2,342	5,079	4,521
Manufacture of accumulators, primary cells and and primary batteries	2,752	1,624	297	811	805
MANUFACTURE OF MOTOR VEHICLES	320,340	217,872	134,954	155,871	720,106
Manufacture of bodies for motor vehicles.....	320,340	217,747	134,653	154,874	716,558
Manufacture of parts and accessories for motor vehicles and their engines.....	-	125	301	997	3,548
MANUFACTURE OF FURNITURE; MANUFACTURING N.E.C.	54,035	66,026	92,898	117,337	118,023
Manufacture of furniture; manufacturing n.e.c.....	54,035	66,026	92,898	117,337	118,023
T O T A L	4,930,487	5,799,104	5,996,199	6,393,206	7,272,328

CENSUS VALUE ADDED (AT MARKET PRICE) BY INDUSTRIAL GROUP - PUBLIC AND PRIVATE
1994/95(1987 E.F.Y) - 1998/99(1991 E.F.Y)

TABLE 5.7

(IN '000 BIRR)

INDUSTRIAL GROUP	CENSUS VALUE ADDED (AT MARKET PRICE)				
	1987	1988	1989	1990	1991
MANUFACTURE OF FOOD PRODUCTS AND BEVERAGES.....	1,029,654	1,307,278	1,331,997	1,516,340	1,718,746
Production, processing and preserving of meat, fruit and vegetables	19,559	25,395	20,026	26,967	108,668
Manufacture of vegetable and animal oils and fats...	24,079	22,193	14,754	17,905	25,910
Manufacture of dairy products	4,592	1,801	4,752	5,872	5,998
Manufacture of grain mill products	112,973	81,155	97,551	64,634	76,503
Manufacture of prepared animal feeds	3,443	1,736	1,819	1,667	2,133
Manufacture of bakery products	16,915	47,541	40,007	43,828	72,927
Manufacture of sugar and sugar confectionery	225,784	459,320	463,595	629,328	713,822
Manufacture of macaroni and spaghetti.....	16,520	25,987	23,467	45,460	28,874
Manufacture of food products n.e.c.	16,324	22,939	35,563	40,416	21,746
Distilling, rectifying and blending of spirits	46,879	43,038	51,566	48,165	50,218
Manufacture of wines	22,262	20,049	13,960	12,763	11,767
Manufacture of malt liquors and malt	362,182	379,732	369,709	362,582	386,327
Manufacture of soft drinks & production of mineral waters	158,142	176,391	195,228	216,753	213,854
MANUFACTURE OF TOBACCO PRODUCTS	155,768	120,085	181,541	177,383	176,351
Manufacture of tobacco products.....	155,768	120,085	181,541	177,383	176,351
MANUFACTURE OF TEXTILES	258,161	267,434	240,384	215,421	229,346
Spinning, weaving and finishing of textiles	229,251	234,944	206,932	181,311	198,081
Manufacture of cordage, rope, twine and netting	27,982	31,435	31,332	32,666	29,459
Knitting mills	929	1,055	2,119	1,444	1,806
MANUFACTURE OF WEARING APPAREL, EXCEPT FUR APPAREL....	24,916	32,738	24,586	18,427	22,979
Manufacture of wearing apparel except fur apparel...	24,916	32,738	24,586	18,427	22,979
TANNING AND DRESSING OF LEATHER; MANUFACTURE OF FOOTWEAR, LUGGAGE AND HANDBAGS	183,195	203,335	248,865	167,355	218,394
Tanning and dressing of leather, luggage and handbags	136,156	145,211	181,730	100,373	142,749
Manufacture of footwear.....	47,039	58,124	67,134	66,982	75,645
MANUFACTURE OF WOOD AND OF PRODUCTS OF WOOD AND CORK, EXCEPT FURNITURE	45,971	44,133	34,523	24,503	20,588
Manufacture of wood and of products of wood and cork, except furniture.....	45,971	44,133	34,523	24,503	20,588
MANUFACTURE OF PAPER, PAPER PRODUCTS AND PRINTING.....	98,749	145,225	128,471	138,796	135,199
Manufacture of paper and paper products.....	31,904	46,229	55,713	47,290	29,590
Publishing and printing services.....	66,845	98,995	72,758	91,506	105,609
MANUFACTURE OF CHEMICALS AND CHEMICAL PRODUCTS.....	89,081	103,345	135,990	219,672	141,861
Manufacture of basic chemicals, except fertilizers and nitrogen compounds.....	3,717	-4,572	13,578	17,019	18,165
Manufacture of paints, varnishes and mastics	19,087	28,814	34,953	44,293	39,807

CENSUS VALUE ADDED (AT MARKET PRICE) BY INDUSTRIAL GROUP - PUBLIC AND PRIVATE
1994/95(1987 E.F.Y) - 1998/99(1991 E.F.Y)

TABLE 5.7 (Contd..)

(IN '000 BIRR)

INDUSTRIAL GROUP	CENSUS VALUE ADDED (AT MARKET PRICE)				
	1987	1988	1989	1990	1991
Manufacture of pharmaceuticals, medicinal chemicals and botanical products.....	23,240	20,567	43,892	106,342	36,265
Manufacture of soap and detergents cleaning and polishing, perfumes and toilet preparations.....	34,940	52,553	37,137	45,619	41,406
Manufacture of chemical products n.e.c.	8,097	5,983	6,431	6,400	6,217
MANUFACTURE OF RUBBER AND PLASTIC PRODUCTS.....	74,421	70,585	124,296	126,576	158,017
Manufacture of rubber products.....	36,339	33,368	54,639	64,045	77,403
Manufacture of plastic products.....	38,082	37,217	69,657	62,532	80,615
MANUFACTURE OF OTHER NON-METALLIC MINERAL PRODUCTS ...	163,422	206,594	280,282	281,269	273,074
Manufacture of glass and glass products.....	13,940	14,565	13,994	23,118	17,026
Manufacture of structural clay products	5,185	5,668	6,880	6,516	6,337
Manufacture of cement, lime and plaster	103,044	131,926	175,866	186,183	177,331
Manufacture of articles of concrete, cement and plaster	34,026	36,891	32,988	30,087	36,356
Manufacture of non-metallic mineral products n.e.c..	7,227	17,544	50,554	35,365	36,025
MANUFACTURE OF BASIC IRON AND STEEL.....	95,340	82,096	92,345	81,607	65,558
Manufacture of basic iron and steel.....	95,340	82,096	92,345	81,607	65,558
MANUFACTURE OF FABRICATED METAL PRODUCTS EXCEPT MACHINERY AND EQUIPMENT	38,937	52,270	47,657	37,338	42,156
Manufacture of structural metal products, tanks, reservoirs and containers of metal	5,871	8,341	6,870	5,246	6,603
Manufacture of cutlery, hand tools and general hardware	12,809	13,481	8,110	6,404	6,414
Manufacture of other fabricated metal products	20,257	30,449	32,678	25,687	29,139
MANUFACTURE OF MACHINERY AND EQUIPMENT N.E.C.	3,412	5,278	6,024	3,409	3,150
Manufacture of pumps, compressors, taps and valves..	1,916	2,026	3,259	-	-
Manufacture of ovens, furnaces and furnace burners..	-	1,068	1,032	441	438
Manufacture of other general purpose machinery.....	-	277	587	167	62
Manufacture of machinery for food and beverage processing	-	1,321	1,155	2,433	2,285
Manufacture of accumulators, primary cells and and primary batteries	1,497	586	-10	368	365
MANUFACTURE OF MOTOR VEHICLES	50,696	49,125	41,867	34,011	128,858
Manufacture of bodies for motor vehicles.....	50,696	49,018	41,665	33,498	125,779
Manufacture of parts and accessories for motor vehicles and their engines.....	-	107	202	513	3,080
MANUFACTURE OF FURNITURE; MANUFACTURING N.E.C.	28,207	33,293	48,075	61,864	58,167
Manufacture of furniture; manufacturing n.e.c.....	28,207	33,293	48,075	61,864	58,167
T O T A L	2,339,932	2,722,813	2,966,902	3,103,970	3,392,445

CENSUS VALUE ADDED (AT FACTOR COST) BY INDUSTRIAL GROUP - PUBLIC AND PRIVATE
1994/95(1987 E.F.Y) - 1998/99(1991 E.F.Y)

TABLE 5.8

(IN '000 BIRR)

INDUSTRIAL GROUP	CENSUS VALUE ADDED (AT FACTOR COST)				
	1987	1988	1989	1990	1991
MANUFACTURE OF FOOD PRODUCTS AND BEVERAGES.....	582,092	758,282	799,040	675,490	1,150,186
Production, processing and preserving of meat, fruit and vegetables	17,093	19,441	15,519	22,684	87,014
Manufacture of vegetable and animal oils and fats...	17,857	18,345	10,024	12,254	18,291
Manufacture of dairy products	4,035	1,311	4,239	5,290	5,278
Manufacture of grain mill products	86,917	65,665	75,287	50,350	56,784
Manufacture of prepared animal feeds	3,097	1,459	1,651	1,485	1,935
Manufacture of bakery products	15,456	39,099	32,886	36,688	62,148
Manufacture of sugar and sugar confectionery	155,439	324,967	349,741	219,074	581,846
Manufacture of macaroni and spaghetti.....	10,714	21,529	20,644	37,931	20,342
Manufacture of food products n.e.c.	14,967	20,509	33,833	34,469	19,194
Distilling, rectifying and blending of spirits	15,170	16,725	26,154	26,700	28,543
Manufacture of wines	12,350	10,747	7,338	7,209	8,376
Manufacture of malt liquors and malt	166,364	145,013	132,657	127,603	150,983
Manufacture of soft drinks & production of mineral waters	62,633	73,471	89,067	93,752	109,453
MANUFACTURE OF TOBACCO PRODUCTS	74,442	82,574	71,714	103,103	152,396
Manufacture of tobacco products.....	74,442	82,574	71,714	103,103	152,396
MANUFACTURE OF TEXTILES	193,837	183,751	171,668	149,408	151,265
Spinning, weaving and finishing of textiles	171,586	158,379	145,484	121,749	125,944
Manufacture of cordage, rope, twine and netting	21,495	24,391	24,449	26,405	23,815
Knitting mills	756	981	1,735	1,254	1,506
MANUFACTURE OF WEARING APPAREL, EXCEPT FUR APPAREL....	18,933	20,161	20,288	13,431	18,673
Manufacture of wearing apparel except fur apparel...	18,933	20,161	20,288	13,431	18,673
TANNING AND DRESSING OF LEATHER; MANUFACTURE OF FOOTWEAR, LUGGAGE AND HANDBAGS	157,814	171,566	213,201	140,404	177,500
Tanning and dressing of leather,luggage and handbags	121,017	127,442	161,897	89,309	121,214
Manufacture of footwear.....	36,796	44,125	51,304	51,095	56,286
MANUFACTURE OF WOOD AND OF PRODUCTS OF WOOD AND CORK, EXCEPT FURNITURE	39,500	37,860	30,014	20,950	17,262
Manufacture of wood and of products of wood and cork, except furniture.....	39,500	37,860	30,014	20,950	17,262
MANUFACTURE OF PAPER, PAPER PRODUCTS AND PRINTING.....	85,616	128,999	107,757	123,150	124,522
Manufacture of paper and paper products.....	23,845	35,838	42,167	38,554	26,615
Publishing and printing services.....	61,770	93,160	65,590	84,596	97,906
MANUFACTURE OF CHEMICALS AND CHEMICAL PRODUCTS.....	68,509	76,371	108,103	186,275	109,490
Manufacture of basic chemicals, except fertilizers and nitrogen compounds.....	3,189	-5,091	10,763	13,858	14,163
Manufacture of paints, varnishes and mastics	13,250	20,322	25,696	33,637	29,849

CENSUS VALUE ADDED (AT FACTOR COST) BY INDUSTRIAL GROUP - PUBLIC AND PRIVATE
1994/95(1987 E.F.Y) - 1998/99(1991 E.F.Y)

TABLE 5.8 (Contd..)

(IN '000 BIRR)

INDUSTRIAL GROUP	CENSUS VALUE ADDED (AT FACTOR COST)				
	1987	1988	1989	1990	1991
Manufacture of pharmaceuticals, medicinal chemicals and botanical products.....	20,545	17,727	39,278	100,845	31,037
Manufacture of soap and detergents cleaning and polishing, perfumes and toilet preparations.....	24,522	38,566	27,446	33,557	29,590
Manufacture of chemical products n.e.c.	7,003	4,848	4,920	4,378	4,852
MANUFACTURE OF RUBBER AND PLASTIC PROCDUCTS.....	57,517	60,376	106,105	94,956	118,597
Manufacture of rubber products.....	28,609	32,966	50,326	47,495	58,866
Manufacture of plastic products.....	28,908	27,410	55,779	47,461	59,732
MANUFACTURE OF OTHER NON-METALLIC MINERAL PRODUCTS ...	133,611	174,511	224,327	226,258	222,221
Manufacture of glass and glass products.....	11,721	12,270	12,058	20,140	14,926
Manufacture of structural clay products	4,026	4,802	5,752	5,369	5,203
Manufacture of cement, lime and plaster	79,426	108,064	135,975	145,411	136,637
Manufacture of articles of concrete, cement and plaster	32,584	34,153	29,695	27,129	33,094
Manufacture of non-metallic mineral products n.e.c..	5,853	15,223	40,848	28,209	32,360
MANUFACTURE OF BASIC IRON AND STEEL.....	69,423	55,788	63,993	49,405	41,793
Manufacture of basic iron and steel.....	69,423	55,788	63,993	49,405	41,793
MANUFACTURE OF FABRICATED METAL PRODUCTS EXCEPT MACHINERY AND EQUIPMENT	31,015	41,752	37,157	30,163	33,594
Manufacture of structural metal products, tanks, reservoirs and containers of metal	4,423	6,609	6,196	4,595	5,075
Manufacture of cutlery, hand tools and general hardware	11,702	11,167	5,985	5,237	5,212
Manufacture of other fabricated metal products	14,891	23,976	24,975	20,331	23,306
MANUFACTURE OF MACHINERY AND EQUIPMENT N.E.C.	2,755	4,587	5,265	2,968	2,769
Manufacture of pumps, compressors, taps and valves..	1,556	1,712	2,867	-	-
Manufacture of ovens, furnaces and furnace burners..	-	939	952	384	361
Manufacture of other general purpose machinery.....	-	250	516	141	52
Manufacture of machinery for food and beverage processing	-	1,260	1,030	2,178	2,077
Manufacture of accumulators, primary cells and and primary batteries	1,199	427	-100	265	279
MANUFACTURE OF MOTOR VEHICLES	41,538	46,115	38,984	28,629	119,602
Manufacture of bodies for motor vehicles.....	41,538	46,007	38,795	28,125	116,527
Manufacture of parts and accessories for motor vehicles and their engines.....	-	107	189	504	3,076
MANUFACTURE OF FURNITURE; MANUFACTURING N.E.C.	24,216	28,935	40,993	52,685	49,037
Manufacture of furniture; manufacturing n.e.c.....	24,216	28,935	40,993	52,685	49,037
T O T A L	1,580,818	1,871,628	2,038,611	1,897,276	2,488,908

VALUE ADDED IN THE NATIONAL ACCOUNT CONCEPT (AT MARKET PRICE) BY INDUSTRIAL GROUP - PUBLIC AND PRIVATE
1994/95(1987 E.F.Y) - 1998/99(1991 E.F.Y)

TABLE 5.9

(IN '000 BIRR)

INDUSTRIAL GROUP	VALUE ADDED IN THE NATIONAL ACCOUNT CONCEPT (AT MARKET PRICE)				
	1987	1988	1989	1990	1991
MANUFACTURE OF FOOD PRODUCTS AND BEVERAGES.....	950,794	1,204,926	1,195,686	1,366,705	1,493,901
Production, processing and preserving of meat, fruit and vegetables	12,594	19,109	15,916	20,561	96,387
Manufacture of vegetable and animal oils and fats...	19,399	18,716	11,846	9,584	19,942
Manufacture of dairy products	969	880	3,839	4,686	4,072
Manufacture of grain mill products	102,129	71,698	77,185	46,579	60,816
Manufacture of prepared animal feeds	2,852	1,347	1,270	1,075	1,435
Manufacture of bakery products	14,960	42,353	35,663	39,231	65,092
Manufacture of sugar and sugar confectionery	219,103	440,762	441,533	612,187	671,029
Manufacture of macaroni and spaghetti.....	15,389	24,552	22,214	42,379	26,515
Manufacture of food products n.e.c.	14,018	18,541	30,853	31,592	17,639
Distilling, rectifying and blending of spirits	44,437	40,132	46,395	42,894	45,401
Manufacture of wines	18,421	17,497	11,438	10,813	9,151
Manufacture of malt liquors and malt	347,121	355,200	345,584	340,388	310,984
Manufacture of soft drinks & production of mineral waters	139,401	154,138	151,953	164,735	165,438
MANUFACTURE OF TOBACCO PRODUCTS	138,418	114,518	174,777	173,665	159,097
Manufacture of tobacco products.....	138,418	114,518	174,777	173,665	159,097
MANUFACTURE OF TEXTILES	229,718	240,319	208,815	190,033	197,646
Spinning, weaving and finishing of textiles	204,176	212,238	177,858	159,542	170,118
Manufacture of cordage, rope, twine and netting	24,730	27,224	29,127	29,349	25,899
Knitting mills	812	857	1,831	1,142	1,628
MANUFACTURE OF WEARING APPAREL, EXCEPT FUR APPAREL....	20,681	27,748	19,450	11,826	16,579
Manufacture of wearing apparel except fur apparel...	20,681	27,748	19,450	11,826	16,579
TANNING AND DRESSING OF LEATHER; MANUFACTURE OF FOOTWEAR, LUGGAGE AND HANDBAGS	159,855	177,551	213,468	135,398	182,338
Tanning and dressing of leather, luggage and handbags	117,534	124,335	152,843	74,984	114,957
Manufacture of footwear.....	42,321	53,216	60,625	60,414	67,381
MANUFACTURE OF WOOD AND OF PRODUCTS OF WOOD AND CORK, EXCEPT FURNITURE	38,723	38,402	30,001	20,807	17,321
Manufacture of wood and of products of wood and cork, except furniture.....	38,723	38,402	30,001	20,807	17,321
MANUFACTURE OF PAPER, PAPER PRODUCTS AND PRINTING.....	88,462	122,188	114,819	124,475	118,353
Manufacture of paper and paper products.....	28,236	37,814	51,270	42,688	23,852
Publishing and printing services.....	60,225	84,374	63,548	81,787	94,502
MANUFACTURE OF CHEMICALS AND CHEMICAL PRODUCTS.....	78,677	77,717	109,627	186,373	106,765
Manufacture of basic chemicals, except fertilizers and nitrogen compounds.....	3,374	-19,105	-1,884	736	7,263
Manufacture of paints, varnishes and mastics	17,924	25,715	32,140	40,036	36,398

VALUE ADDED IN THE NATIONAL ACCOUNT CONCEPT (AT MARKET PRICE) BY INDUSTRIAL GROUP - PUBLIC AND PRIVATE
1994/95(1987 E.F.Y) - 1998/99(1991 E.F.Y)

TABLE 5.9 (Contd..)

(IN '000 BIRR)

INDUSTRIAL GROUP	VALUE ADDED IN THE NATIONAL ACCOUNT CONCEPT (AT MARKET PRICE)				
	1987	1988	1989	1990	-1991
Manufacture of pharmaceuticals, medicinal chemicals and botanical products.....	21,039	17,917	42,113	103,325	28,005
Manufacture of soap and detergents cleaning and polishing, perfumes and toilet preparations.....	31,024	48,834	31,832	37,428	29,602
Manufacture of chemical products n.e.c.	5,317	4,356	5,427	4,847	5,497
MANUFACTURE OF RUBBER AND PLASTIC PRODUCTS.....	67,909	63,112	94,291	110,470	135,686
Manufacture of rubber products.....	32,072	28,944	30,445	55,486	64,434
Manufacture of plastic products.....	35,837	34,168	63,846	54,985	71,252
MANUFACTURE OF OTHER NON-METALLIC MINERAL PRODUCTS ...	141,138	183,398	242,903	242,159	223,823
Manufacture of glass and glass products.....	11,799	12,757	12,732	17,464	15,061
Manufacture of structural clay products	4,586	4,814	5,678	5,141	4,994
Manufacture of cement, lime and plaster	90,477	119,665	157,263	170,751	154,865
Manufacture of articles of concrete, cement and plaster	28,363	30,828	26,349	23,664	28,364
Manufacture of non-metallic mineral products n.e.c..	5,912	15,334	40,880	25,139	20,540
MANUFACTURE OF BASIC IRON AND STEEL.....	87,548	78,591	87,521	74,895	58,561
Manufacture of basic iron and steel.....	87,548	78,591	87,521	74,895	58,561
MANUFACTURE OF FABRICATED METAL PRODUCTS EXCEPT MACHINERY AND EQUIPMENT	30,827	42,683	41,519	29,305	34,543
Manufacture of structural metal products, tanks, reservoirs and containers of metal	4,987	7,229	6,074	3,528	5,372
Manufacture of cutlery, hand tools and general hardware	9,855	9,842	7,164	5,170	5,029
Manufacture of other fabricated metal products	15,986	25,612	28,281	20,607	24,142
MANUFACTURE OF MACHINERY AND EQUIPMENT N.E.C.	2,716	4,335	4,683	2,787	2,525
Manufacture of pumps, compressors, taps and valves..	1,511	1,470	2,582	-	-
Manufacture of ovens, furnaces and furnace burners..	-	997	812	358	388
Manufacture of other general purpose machinery.....	-	241	486	136	58
Manufacture of machinery for food and beverage processing	-	1,253	943	2,087	1,876
Manufacture of accumulators, primary cells and and primary batteries	1,205	375	-140	206	203
MANUFACTURE OF MOTOR VEHICLES	42,580	40,497	31,452	20,032	91,967
Manufacture of bodies for motor vehicles.....	42,580	40,404	31,275	19,605	89,075
Manufacture of parts and accessories for motor vehicles and their engines.....	-	93	177	426	2,891
MANUFACTURE OF FURNITURE; MANUFACTURING N.E.C.	25,077	29,039	41,151	52,798	47,370
Manufacture of furniture; manufacturing n.e.c.....	25,077	29,039	41,151	52,798	47,370
T O T A L	2,103,122	2,445,024	2,610,162	2,741,728	2,886,474

VALUE ADDED IN THE NATIONAL ACCOUNT CONCEPT (AT FACTOR COST) BY INDUSTRIAL GROUP - PUBLIC AND PRIVATE
1994/95(1987 E.F.Y) - 1998/99(1991 E.F.Y)

TABLE 5.10

(IN '000 BIRR)

INDUSTRIAL GROUP	VALUE ADDED IN THE NATIONAL ACCOUNT CONCEPT (AT FACTOR COST)				
	1987	1988	1989	1990	1991
MANUFACTURE OF FOOD PRODUCTS AND BEVERAGES.....	503,232	655,930	662,729	525,856	925,341
Production, processing and preserving of meat, fruit and vegetables	10,129	13,155	11,409	16,277	74,733
Manufacture of vegetable and animal oils and fats...	13,178	14,868	7,116	3,934	12,323
Manufacture of dairy products	412	390	3,325	4,105	3,352
Manufacture of grain mill products	76,073	56,208	54,922	32,295	41,098
Manufacture of prepared animal feeds	2,507	1,070	1,102	893	1,236
Manufacture of bakery products	13,500	33,911	28,542	32,090	54,314
Manufacture of sugar and sugar confectionery	148,758	306,409	327,679	201,934	539,053
Manufacture of macaroni and spaghetti.....	9,582	20,094	19,391	34,850	17,983
Manufacture of food products n.e.c.	12,662	16,111	29,122	25,645	15,087
Distilling, rectifying and blending of spirits	12,729	13,819	20,983	21,429	23,726
Manufacture of wines	8,508	8,196	4,816	5,260	5,760
Manufacture of malt liquors and malt	151,302	120,482	108,532	105,409	75,639
Manufacture of soft drinks & production of mineral waters	43,891	51,218	45,792	41,734	61,037
MANUFACTURE OF TOBACCO PRODUCTS	57,092	77,008	64,950	99,384	135,141
Manufacture of tobacco products.....	57,092	77,008	64,950	99,384	135,141
MANUFACTURE OF TEXTILES	165,394	156,636	140,099	124,020	119,565
Spinning, weaving and finishing of textiles	146,512	135,673	116,409	99,980	97,981
Manufacture of cordage, rope, twine and netting	18,244	20,180	22,243	23,088	20,255
Knitting mills	639	783	1,447	952	1,329
MANUFACTURE OF WEARING APPAREL, EXCEPT FUR APPAREL....	14,698	15,170	15,153	6,830	12,273
Manufacture of wearing apparel except fur apparel...	14,698	15,170	15,153	6,830	12,273
TANNING AND DRESSING OF LEATHER; MANUFACTURE OF FOOTWEAR, LUGGAGE AND HANDBAGS	134,474	145,782	177,804	108,447	141,443
Tanning and dressing of leather, luggage and handbags	102,396	106,565	133,010	63,920	93,421
Manufacture of footwear.....	32,079	39,217	44,794	44,527	48,023
MANUFACTURE OF WOOD AND OF PRODUCTS OF WOOD AND CORK, EXCEPT FURNITURE	32,251	32,130	25,492	17,254	13,995
Manufacture of wood and of products of wood and cork, except furniture.....	32,251	32,130	25,492	17,254	13,995
MANUFACTURE OF PAPER, PAPER PRODUCTS AND PRINTING.....	75,328	105,962	94,105	108,829	107,676
Manufacture of paper and paper products.....	20,178	27,424	37,725	33,951	20,878
Publishing and printing services.....	55,150	78,539	56,380	74,878	86,799
MANUFACTURE OF CHEMICALS AND CHEMICAL PRODUCTS.....	58,106	50,743	81,740	152,976	74,394
Manufacture of basic chemicals, except fertilizers and nitrogen compounds.....	2,846	-19,623	-4,699	-2,425	3,261
Manufacture of paints, varnishes and mastics	12,086	17,224	22,882	29,381	26,439

VALUE ADDED IN THE NATIONAL ACCOUNT CONCEPT (AT FACTOR COST) BY INDUSTRIAL GROUP - PUBLIC AND PRIVATE
1994/95(1987 E.F.Y) - 1998/99(1991 E.F.Y)

TABLE 5.10(Contd..)

(IN '000 BIRR)

I N D U S T R I A L G R O U P	VALUE ADDED IN THE NATIONAL ACCOUNT CONCEPT (AT FACTOR COST)				
	1987	1988	1989	1990	1991
Manufacture of pharmaceuticals, medicinal chemicals and botanical products.....	18,344	15,076	37,500	97,829	22,777
Manufacture of soap and detergents cleaning and polishing, perfumes and toilet preparations.....	20,607	34,847	22,141	25,366	17,787
Manufacture of chemical products n.e.c.	4,223	3,220	3,916	2,825	4,131
MANUFACTURE OF RUBBER AND PLASTIC PROCDUCTS.....	51,004	52,903	76,100	78,850	96,266
Manufacture of rubber products.....	24,342	28,542	26,132	38,937	45,897
Manufacture of plastic products.....	26,662	24,362	49,968	39,913	50,369
MANUFACTURE OF OTHER NON-METALLIC MINERAL PRODUCTS ...	111,326	151,315	186,948	187,148	172,969
Manufacture of glass and glass products.....	9,581	10,461	10,797	14,486	12,962
Manufacture of structural clay products	3,427	3,948	4,549	3,994	3,861
Manufacture of cement, lime and plaster	66,859	95,803	117,373	129,979	114,171
Manufacture of articles of concrete, cement and plaster	26,921	28,090	23,055	20,706	25,101
Manufacture of non-metallic mineral products n.e.c..	4,538	13,013	31,174	17,983	16,875
MANUFACTURE OF BASIC IRON AND STEEL.....	61,630	52,284	59,169	42,694	34,797
Manufacture of basic iron and steel.....	61,630	52,284	59,169	42,694	34,797
MANUFACTURE OF FABRICATED METAL PRODUCTS EXCEPT MACHINERY AND EQUIPMENT	22,906	32,164	31,018	22,130	25,981
Manufacture of structural metal products, tanks, reservoirs and containers of metal	3,539	5,497	5,400	2,877	3,844
Manufacture of cutlery, hand tools and general hardware	8,747	7,528	5,040	4,003	3,828
Manufacture of other fabricated metal products	10,619	19,139	20,578	15,251	18,309
MANUFACTURE OF MACHINERY AND EQUIPMENT N.E.C.	2,059	3,644	3,924	2,346	2,145
Manufacture of pumps, compressors, taps and valves..	1,152	1,156	2,190	-	-
Manufacture of ovens, furnaces and furnace burners..	-	868	733	301	312
Manufacture of other general purpose machinery.....	-	213	414	110	48
Manufacture of machinery for food and beverage processing	-	1,192	818	1,832	1,669
Manufacture of accumulators, primary cells and and primary batteries	907	215	-230	103	116
MANUFACTURE OF MOTOR VEHICLES	33,422	37,486	28,569	14,650	82,711
Manufacture of bodies for motor vehicles.....	33,422	37,393	28,406	14,233	79,823
Manufacture of parts and accessories for motor vehicles and their engines.....	-	93	164	417	2,887
MANUFACTURE OF FURNITURE; MANUFACTURING N.E.C.	21,086	24,681	34,069	43,620	38,239
Manufacture of furniture; manufacturing n.e.c.....	21,086	24,681	34,069	43,620	38,239
T O T A L	1,344,008	1,593,839	1,681,871	1,535,034	1,982,938

PRODUCTION OF MAJOR MANUFACTURED ARTICLES
1993/94(1986 E.F.Y.) - 1997/98 (1990 E.F.Y.)

TABLE 5.11

NAME OF PRODUCT	UNIT	QUANTITY PRODUCED				
		1987	1988	1989	1990	1991
FOOD						
Meat	TONS	308	682	302	96	615
Vegetable Soup	"	379	1,990	225	186	5,436
Zigin and Shiro wet	"	503	860	176	315	5,207
Orange Juice	"	-	-	18	20	13
Marmalade	"	236	844	1,066	656	2,867
Tomato Paste	"	1,648	1,949	825	951	1,949
Milk Pasturized	H.L.	42,775	45,229	42,062	42,447	37,637
Butter and Ghee	TONS	81	45	74	78	64
Cheese	"	6	5	12	15	13
Edible Oil	"	5,755	4,870	5,321	8,679	6,579
Oil Cakes	"	18,231	20,606	16,797	26,618	22,574
Flour (Wheat)	"	115,968	121,160	140,499	105,157	167,526
Flour (Others)	"	1,558	-	-	344	344
Fafa, Dube, Edget, Meten etc	"	9,711	3,215	4,704	4,684	6,183
Macaroni and Pasta	"	19,065	14,564	17,646	19,872	23,999
Biscuits	"	9,722	7,822	6,694	10,567	9,080
Galleta	"	1,182	2,619	2,756	2,445	11,601
Bread	"	18,648	20,303	20,772	27,029	19,263
Coffee(milled)	"	-	-	16	31	34
Sugar	"	129,322	171,917	172,217	172,571	234,987
Tea	"	3,008	4,444	4,693	5,391	3,608
Molasses	"	54,683	58,235	44,321	50,048	59,563
Sweets	"	1,535	1,801	800	1,896	1,281
Animal Feed	"	10,549	4,601	5,453	4,991	5,576
Beer	H.L	723,545	876,395	842,684	830,546	920,765
Wine	"	70,873	58,145	35,345	26,360	17,913
Liquors	"	29,057	16,915	29,783	29,130	30,562
Alcohol	"	2,317	18,986	16,218	14,821	17,224
Lemonade	"	710,483	741,079	669,316	655,259	666,920
Mineral Water	"	298,377	357,753	374,257	390,068	421,307
Malt	TONS	7,693	12,030	11,967	9,500	9,368
TOBACCO						
Cigarettes	('000 PCS)	1,582,750	1,861,930	2,024,230	2,028,920	1,829,070
TEXTILES						
Lint Cotton	"	-	-	5,458 ✓	6,324 ✓	10,382
Cotton Fabrics	('000 SQ.M)	50,016 ✓	47,599	34,577 ✓	38,030	42,959
Nylon Fabrics	"	4,910	5,161 ✓	4,193 ✓	4,722 ✓	4,047
Acrylic Yarn	TONS	535 ✓	277 ✓	2,420 ✓	1,257 ✓	730
Cotton Yarn	"	4,934 ✓	4,440	3,133 ✓	2,657 ✓	3,408
Woolen Fabrics	SQ.M.	46 ✓	-	-	-	-
Blanket (Woolen)	('000 SQ.M)	3,348 ✓	3,375	3,763	2,757 ✓	3,896
Blanket (Waste Cotton)	PCS	487,751	400,977	244,471	194,466 ✓	182,084
Blanket (Others)	"	-	-	8,275 ✓	16,527	34,744
Bed sheet	PCS	-	31,770	27,975 ✓	21,094 ✓	7,349
Shirts	DOZEN	-	10,939 ✓	12,376 ✓	16,266	11,647
Carpets	SQ.M.	17,238 ✓	17,840	12,752 ✓	6,323 ✓	-
Gunny Bags	TONS	10,263 ✓	6,648	6,418 ✓	7,649	4,981
Hosieries	DOZEN	47,582 ✓	57,975	174,620	172,040	83,922
Wearing Apparel (Except Leather)	"	44,539 ✓	26,407	21,883 ✓	35,988	58,655
Wearing Apparel (Leather)	PCS	12,637 ✓	10,411	16,838 ✓	7,599 ✓	9,080
Sweater	DOZEN	4,889 ✓	5,317	5,161	2,165	725
Sewing Thread	TONS	75 ✓	12	3 ✓	23 ✓	16
Emroidery	"	5 ✓	9	31	51 ✓	59
Jano Thread	"	23	25	24	17	-

PRODUCTION OF MAJOR MANUFACTURED ARTICLES
1993/94(1986 E.F.Y.) - 1997/98 (1990 E.F.Y.)

TABLE 5.11(Contd.)

NAME OF PRODUCT	UNIT	QUANTITY PRODUCED				
		1987	1988	1989	1990	1991
LEATHER AND FOOTWEAR						
Leather Shoes and Boots	PAIRS	1,159,392	1,384,703	1,179,602	1,080,430	1,400,748
Canvas and Rubber Shoes	"	2,196,258	1,783,897	3,874,952	749,830	500,149
Plastic Footwear	"	395,678	604,348	1,870,279	4,421,649	5,576,111
Leather Upper and Lining	('000 SQ.M)	1,123	1,136	419	545	747
Leather Sole	TONS	-	-	-	-	-
Semi Processed Skins	('000 PCS)	12,884	15,308	11,112	17,913	13,031
Leather Garment	('000 SQ.FT)	1,594	826	1,017	1,611	3,890
Plastic Sole	PAIRS	1,084,457	1,371,187	4,085,684	3,353,588	1,666,467
Crust Hides and Wet Blue Hides	('000 SQ.FT)	10,009	4,347	5,192	5,551	4,566
WOOD						
Timber	CUB. M	11,186	8,230	8,277	2,179	7,136
Plywood	"	1,358	1,072	944	985	376
Particle Board	"	11,123	10,636	14,826	8,308	9,298
PAPER AND PRINTING						
Paper	TONS	7,062	8,932	7,489	10,420	5,143
Boxing Paper	TONS	1,926	-	2,191	2,749	2,278
CHEMICAL						
Foam	CUB.M.	-	-	-	37,155	35,887
Soap	TONS	15,157	18,385	14,342	10,874	26,146
Carbon Dioxide	"	1,009	1,009	563	690	362
Oxygen	CUB.M	227,245	236,857	210,972	327,961	317,251
Plastic Crate	('000 PCS)	252	252	303	251	135
Paints	('000 LTR)	2,911	3,870	3,629	4,086	4,621
Vaseline	TONS	-	104	222	62	42
Paraffine	TONS	-	142	555	641	1,680
Varnishes and Lacquers	"	208	335	300	397	269
Capsules	('000 PCS)	108,766	149,101	241,242	230,315	165,711
Tablets	"	421,653	218,556	400,455	497,700	673,895
Antibiotics	"	4,939	3,346	6,104	6,323	6,497
Syrup	('000 LTR)	167	136	189	251	224
Ointment	TONS	91	38	54	49	47
Injection of 100 A	('000 PCS)	6,466	4,132	6,588	7,197	5,925
Tyres	PCS	167,532	80,387	151,483	152,469	148,235
Tubes	"	10,333	451,768	45,303	64,402	63,449
Electric Wires	('000 METERS)	11,596	12,758	13,349	17,223	-
Polythelene Products	TONS	1,758	3,208	5,734	4,153	5,110
Candles	"	256	319	725	946	719
Ball Pen	('000 PCS)	7,004	2,727	3,815	4,842	4,720
NON-METALLIC MINERAL PRODUCTS						
Cement	TONS	609,260	672,483	774,669	497,323	469,548
Cement Blocks	('000 PCS)	6,596	15,005	13,883	9,044	9,568
Cement Tubes	('000 PCS)	-	-	-	285	159
Cement Floor Tiles	SQ.M	177,398	709,347	531,233	368,328	340,652
Bricks of Clay	('000 PCS)	19,292	15,664	19,876	19,789	19,410
Lime	TONS	4,935	7,207	7,332	6,619	14,240
Glasses	('000 PCS)	4,261	4,180	880	2,731	-
Gravel	CUB.M	-	-	-	55,641	49,927
Marble	SQ.M	184,215	84,939	83,811	93,408	152,235
Glass Bottles	"	17,774	11,706	11,030	18,997	23,134
METAL						
Iron Bars	TONS	9,449	1,159	8,512	6,203	5,357
Wires	"	502	478	466	411	664
Nails	"	2,864	3,162	3,494	2,702	2,454
Iron Sheets	"	15,379	17,278	23,505	21,960	17,425
Crown Cork	('000 GROSS)	3,402	3,887	4,652	3,582	3,176
Motor Vehicle Spring	TONS	727	580	565	502	447
Metalic Door	SQ.M	-	-	-	14,348	9,961
Metalic Window	SQ.M	-	-	-	3,920	3,859

TOTAL FIXED ASSETS BY INDUSTRIAL GROUP - PUBLIC AND PRIVATE
1994/95(1987 E.F.Y) - 1998/99(1991 E.F.Y)

TABLE 5.12

(IN '000 BIRR)

INDUSTRIAL GROUP	TOTAL FIXED ASSETS				
	1987	1988	1989	1990	1991
MANUFACTURE OF FOOD PRODUCTS AND BEVERAGES.....	366,956	537,999	604,791	853,021	1,399,755
Production, processing and preserving of meat, fruit and vegetables	15,351	12,077	14,201	134,783	129,413
Manufacture of vegetable and animal oils and fats...	25,751	40,573	33,697	98,144	118,692
Manufacture of dairy products	2,278	3,230	3,109	3,323	35,795
Manufacture of grain mill products	46,113	105,289	129,791	112,499	162,932
Manufacture of prepared animal feeds	1,205	879	1,320	1,263	1,095
Manufacture of bakery products	15,560	22,469	50,510	65,681	83,129
Manufacture of sugar and sugar confectionery	47,320	77,425	51,373	71,437	393,160
Manufacture of macaroni and spaghetti.....	6,006	5,952	4,847	40,242	21,484
Manufacture of food products n.e.c.	16,018	16,625	42,055	41,069	40,497
Distilling, rectifying and blending of spirits	5,536	7,208	8,627	10,924	11,286
Manufacture of wines	729	656	552	912	1,263
Manufacture of malt liquors and malt	141,485	138,831	146,776	145,361	238,380
Manufacture of soft drinks & production of mineral waters	43,605	106,785	117,933	127,383	162,628
MANUFACTURE OF TOBACCO PRODUCTS	3,953	5,236	4,889	3,566	27,190
Manufacture of tobacco products.....	3,953	5,236	4,889	3,566	27,190
MANUFACTURE OF TEXTILES	558,081	496,434	478,581 ✓	417,593 ✓	844,999
Spinning, weaving and finishing of textiles	508,226	432,616	440,303 ✓	381,965 ✓	811,978
Manufacture of cordage, rope, twine and netting	49,668 ✓	61,435 ✓	35,789 ✓	31,925 ✓	27,721
Knitting mills	187 ✓	2,383 ✓	2,489	3,703 ✓	5,299
MANUFACTURE OF WEARING APPAREL, EXCEPT FUR APPAREL....	13,052 ✓	23,246 ✓	55,254 ✓	60,516 ✓	61,098
Manufacture of wearing apparel except fur apparel...	13,052 ✓	23,246	55,254 ✓	60,516 ✓	61,098
TANNING AND DRESSING OF LEATHER; MANUFACTURE OF FOOTWEAR, LUGGAGE AND HANDBAGS	77,950	128,894	140,998	238,237	272,997
Tanning and dressing of leather, luggage and handbags	43,932	47,310	60,138	137,687	148,380
Manufacture of footwear.....	34,017	81,584	80,861	100,551	124,617
MANUFACTURE OF WOOD AND OF PRODUCTS OF WOOD AND CORK, EXCEPT FURNITURE	3,949	10,094	9,977	6,250	5,957
Manufacture of wood and of products of wood and cork, except furniture.....	3,949	10,094	9,977	6,250	5,957
MANUFACTURE OF PAPER, PAPER PRODUCTS AND PRINTING	47,787	70,844	85,552	105,537	129,408
Manufacture of paper and paper products.....	13,769	12,426	34,706	43,671	48,080
Publishing and printing services.....	34,018	58,418	50,847	61,865	81,329
MANUFACTURE OF CHEMICALS AND CHEMICAL PRODUCTS.....	34,604	156,354	283,950	374,725	439,829
Manufacture of basic chemicals, except fertilizers and nitrogen compounds.....	1,275	110,518	202,916	166,874	144,962
Manufacture of paints, varnishes and mastics	8,178	10,430	32,040	37,065	39,668

TOTAL FIXED ASSETS BY INDUSTRIAL GROUP - PUBLIC AND PRIVATE
1994/95(1987 E.F.Y) - 1998/99(1991 E.F.Y)

TABLE 5.12 (Contd..)

(IN '000 BIRR)

INDUSTRIAL GROUP	TOTAL FIXED ASSETS				
	1987	1988	1989	1990	1991
Manufacture of pharmaceuticals, medicinal chemicals and botanical products.....	5,700	13,269	15,531	98,874	178,970
Manufacture of soap and detergents cleaning and polishing, perfumes and toilet preparations.....	14,169	20,557	30,652	62,898	67,875
Manufacture of chemical products n.e.c.	5,282	1,581	2,812	9,013	8,354
MANUFACTURE OF RUBBER AND PLASTIC PRODUCTS.....	232,322	250,611	299,704	287,866	283,291
Manufacture of rubber products.....	216,634	220,925	198,939	182,977	152,440
Manufacture of plastic products.....	15,688	29,687	100,764	104,889	130,851
MANUFACTURE OF OTHER NON-METALLIC MINERAL PRODUCTS ...	257,195	288,631	478,043	456,885	417,015
Manufacture of glass and glass products.....	16,911	14,242	30,744	23,290	19,404
Manufacture of structural clay products	1,956	6,659	4,025	1,907	4,879
Manufacture of cement, lime and plaster	218,718	205,014	184,186	174,156	163,126
Manufacture of articles of concrete, cement and plaster	13,924	31,075	44,890	37,152	37,528
Manufacture of non-metallic mineral products n.e.c..	5,686	31,641	214,198	220,381	192,079
MANUFACTURE OF BASIC IRON AND STEEL.....	7,560	7,696	19,362	34,228	39,401
Manufacture of basic iron and steel.....	7,560	7,696	19,362	34,228	39,401
MANUFACTURE OF FABRICATED METAL PRODUCTS EXCEPT MACHINERY AND EQUIPMENT	109,987	123,121	105,514	106,262	113,709
Manufacture of structural metal products, tanks, reservoirs and containers of metal	14,989	20,845	13,095	9,445	20,273
Manufacture of cutlery, hand tools and general hardware	20,972	19,541	2,586	5,731	8,626
Manufacture of other fabricated metal products	74,027	82,734	89,833	91,086	84,810
MANUFACTURE OF MACHINERY AND EQUIPMENT N.E.C.	12,700	14,459	16,516	5,447	5,585
Manufacture of pumps, compressors, taps and valves..	12,008	11,499	11,205	-	-
Manufacture of ovens, furnaces and furnace burners..	-	786	587	410	265
Manufacture of other general purpose machinery.....	-	799	2,056	1,067	41
Manufacture of machinery for food and beverage processing	-	999	2,304	3,610	4,878
Manufacture of accumulators, primary cells and and primary batteries	692	377	363	360	401
MANUFACTURE OF MOTOR VEHICLES	20,429	30,253	53,446	66,308	71,785
Manufacture of bodies for motor vehicles.....	20,429	30,003	52,918	62,838	67,420
Manufacture of parts and accessories for motor vehicles and their engines.....	-	250	528	3,469	4,365
MANUFACTURE OF FURNITURE; MANUFACTURING N.E.C.	25,528	46,251	91,913	103,685	98,566
Manufacture of furniture; manufacturing n.e.c.....	25,528	46,251	91,913	103,685	98,566
T O T A L	1,772,054	2,190,123	2,728,490	3,120,126	4,210,585

**NEW CAPITAL EXPENDITURE BY INDUSTRIAL GROUP - PUBLIC AND PRIVATE
1994/95(1987 E.F.Y) - 1998/99(1991 E.F.Y)**

TABLE 5.13

(IN '000 BIRR)

INDUSTRIAL GROUP	NEW CAPITAL EXPENDITURE				
	1987	1988	1989	1990	1991
MANUFACTURE OF FOOD PRODUCTS AND BEVERAGES.....	43,770	94,687	95,567	183,580	144,348
Production, processing and preserving of meat, fruit and vegetables	2,305	2,507	1,832	3,434	2,048
Manufacture of vegetable and animal oils and fats...	421	5,877	2,129	50,819	36,236
Manufacture of dairy products	808	-	114	433	296
Manufacture of grain mill products	4,091	9,241	20,906	4,668	13,476
Manufacture of prepared animal feeds	95	32	226	105	17
Manufacture of bakery products	2,766	3,204	5,547	31,466	3,916
Manufacture of sugar and sugar confectionery	9,016	41,726	16,910	10,420	29,448
Manufacture of macaroni and spaghetti.....	479	287	-	3,461	1,200
Manufacture of food products n.e.c.	1,927	100	2,236	1,084	1,536
Distilling, rectifying and blending of spirits	1,343	816	1,832	4,489	2,626
Manufacture of wines	100	53	-	474	525
Manufacture of malt liquors and malt	15,589	27,113	22,998	41,761	29,944
Manufacture of soft drinks & production of mineral waters	4,830	3,731	20,838	30,966	23,080
MANUFACTURE OF TOBACCO PRODUCTS	409	1,414	667	276	510
Manufacture of tobacco products.....	409	1,414	667	276	510
MANUFACTURE OF TEXTILES	6,768	11,328	15,766	33,964	10,320
Spinning, weaving and finishing of textiles	3,807	6,939	14,920	32,043	9,470
Manufacture of cordage, rope, twine and netting	2,951	4,299	682	1,234	693
Knitting mills	10	90	164	687	157
MANUFACTURE OF WEARING APPAREL, EXCEPT FUR APPAREL....	794	2,752	9,298	2,200	795
Manufacture of wearing apparel except fur apparel...	794	2,752	9,298	2,200	795
TANNING AND DRESSING OF LEATHER; MANUFACTURE OF FOOTWEAR, LUGGAGE AND HANDBAGS	22,678	22,175	20,980	30,786	39,197
Tanning and dressing of leather, luggage and handbags	16,797	8,632	9,510	7,927	16,242
Manufacture of footwear.....	5,881	13,543	11,470	22,859	22,955
MANUFACTURE OF WOOD AND OF PRODUCTS OF WOOD AND CORK, EXCEPT FURNITURE	599	1,214	999	1,136	505
Manufacture of wood and of products of wood and cork, except furniture.....	599	1,214	999	1,136	505
MANUFACTURE OF PAPER, PAPER PRODUCTS AND PRINTING	17,264	8,570	23,002	16,469	12,473
Manufacture of paper and paper products.....	2,218	1,529	7,000	11,114	1,565
Publishing and printing services.....	15,046	7,041	16,002	5,355	10,908
MANUFACTURE OF CHEMICALS AND CHEMICAL PRODUCTS.....	13,185	10,615	20,153	51,648	44,938
Manufacture of basic chemicals, except fertilizers and nitrogen compounds.....	375	1,380	3,859	3,112	972
Manufacture of paints, varnishes and mastics	805	1,297	2,669	8,987	8,810

NEW CAPITAL EXPENDITURE BY INDUSTRIAL GROUP - PUBLIC AND PRIVATE
1994/95(1987 E.F.Y) - 1998/99(1991 E.F.Y)

TABLE 5.13 (Contd..)

(IN '000 BIRR)

INDUSTRIAL GROUP	NEW CAPITAL EXPENDITURE				
	1987	1988	1989	1990	1991
Manufacture of pharmaceuticals, medicinal chemicals and botanical products.....	3,424	6,107	4,254	8,062	967
Manufacture of soap and detergents cleaning and polishing, perfumes and toilet preparations.....	6,602	1,826	8,994	30,952	34,185
Manufacture of chemical products n.e.c.	1,979	5	377	536	3
MANUFACTURE OF RUBBER AND PLASTIC PROCDUCTS.....	44,970	26,828	43,137	21,379	27,584
Manufacture of rubber products.....	42,362	16,041	3,632	1,912	4,088
Manufacture of plastic products.....	2,608	10,787	39,505	19,467	23,496
MANUFACTURE OF OTHER NON-METALLIC MINERAL PRODUCTS ...	25,084	27,539	47,323	23,483	35,211
Manufacture of glass and glass products.....	2,052	41	20,617	2,464	328
Manufacture of structural clay products	77	2,316	140	-	3,650
Manufacture of cement, lime and plaster	20,685	17,914	14,321	16,892	21,154
Manufacture of articles of concrete, cement and plaster	1,473	3,403	5,254	1,809	6,980
Manufacture of non-metallic mineral products n.e.c..	797	3,865	6,991	2,318	3,098
MANUFACTURE OF BASIC IRON AND STEEL.....	2,707	2,226	6,387	13,456	16,664
Manufacture of basic iron and steel.....	2,707	2,226	6,387	13,456	16,664
MANUFACTURE OF FABRICATED METAL PRODUCTS EXCEPT MACHINERY AND EQUIPMENT	8,021	7,463	7,048	5,713	11,337
Manufacture of structural metal products, tanks, reservoirs and containers of metal	4,249	5,256	2,621	541	7,701
Manufacture of cutlery, hand tools and general hardware	1,998	1,211	672	2,042	1,182
Manufacture of other fabricated metal products	1,774	996	3,755	3,131	2,454
MANUFACTURE OF MACHINERY AND EQUIPMENT N.E.C.	52	164	476	295	529
Manufacture of pumps, compressors, taps and valves..	33	40	32	-	-
Manufacture of ovens, furnaces and furnace burners..	-	3	28	58	-
Manufacture of other general purpose machinery.....	-	76	80	-	-
Manufacture of machinery for food and beverage processing	-	37	330	232	523
Manufacture of accumulators, primary cells and and primary batteries	19	8	6	5	5
MANUFACTURE OF MOTOR VEHICLES	4,095	2,420	7,582	14,085	16,576
Manufacture of bodies for motor vehicles.....	4,095	2,420	7,582	11,095	16,576
Manufacture of parts and accessories for motor vehicles and their engines.....	-	-	-	2,990	-
MANUFACTURE OF FURNITURE; MANUFACTURING N.E.C.	5,638	9,871	8,189	5,695	6,074
Manufacture of furniture; manufacturing n.e.c.....	5,638	9,871	8,189	5,695	6,074
T O T A L	196,034	229,267	306,575	404,163	367,059

OPERATING SURPLUS BY INDUSTRIAL GROUP - PUBLIC AND PRIVATE
1994/95(1987 E.F.Y) - 1998/99(1991 E.F.Y)

TABLE 5.14

(IN '000 BIRR)

INDUSTRIAL GROUP	OPERATING SURPLUS				
	1987	1988	1989	1990	1991
MANUFACTURE OF FOOD PRODUCTS AND BEVERAGES.....	380,990	520,262	515,195	365,639	744,949
Production, processing and preserving of meat, fruit and vegetables	-315	1,602	1,143	7,712	62,158
Manufacture of vegetable and animal oils and fats...	5,480	7,445	1,804	-3,026	4,185
Manufacture of dairy products	264	-479	2,456	3,228	2,487
Manufacture of grain mill products	56,603	42,290	38,817	15,359	22,350
Manufacture of prepared animal feeds	1,713	246	397	150	531
Manufacture of bakery products	9,259	24,074	18,377	21,003	40,808
Manufacture of sugar and sugar confectionery	118,952	267,664	282,194	154,129	483,360
Manufacture of macaroni and spaghetti.....	7,536	18,573	17,378	31,536	15,296
Manufacture of food products n.e.c.	10,838	13,586	26,071	22,336	11,536
Distilling, rectifying and blending of spirits	8,037	8,909	15,180	14,929	17,872
Manufacture of wines	4,682	3,662	662	855	2,364
Manufacture of malt liquors and malt	133,199	100,432	85,421	80,862	45,575
Manufacture of soft drinks & production of mineral waters	24,741	32,259	25,296	16,566	36,426
MANUFACTURE OF TOBACCO PRODUCTS	48,501	68,094	52,794	90,349	125,349
Manufacture of tobacco products.....	48,501	68,094	52,794	90,349	125,349
MANUFACTURE OF TEXTILES	50,205	51,699	37,552	24,657	19,299
Spinning, weaving and finishing of textiles	40,819	40,926	26,353	12,462	9,438
Manufacture of cordage, rope, twine and netting	9,111	10,309	10,427	11,687	9,074
Knitting mills	275	465	772	509	787
MANUFACTURE OF WEARING APPAREL, EXCEPT FUR APPAREL....	3,255	2,838	311	-8,803	-2,313
Manufacture of wearing apparel except fur apparel...	3,255	2,838	311	-8,803	-2,313
TANNING AND DRESSING OF LEATHER; MANUFACTURE OF FOOTWEAR, LUGGAGE AND HANDBAGS	92,778	96,607	129,905	62,672	88,358
Tanning and dressing of leather, luggage and handbags	76,007	76,509	104,146	37,970	61,774
Manufacture of footwear.....	16,771	20,098	25,759	24,702	26,584
MANUFACTURE OF WOOD AND OF PRODUCTS OF WOOD AND CORK, EXCEPT FURNITURE	21,205	20,548	16,690	9,774	6,506
Manufacture of wood and of products of wood and cork, except furniture.....	21,205	20,548	16,690	9,774	6,506
MANUFACTURE OF PAPER, PAPER PRODUCTS AND PRINTING	44,304	70,503	59,037	69,098	67,430
Manufacture of paper and paper products.....	11,818	19,665	28,020	24,070	11,015
Publishing and printing services.....	32,486	50,838	31,017	45,028	56,415
MANUFACTURE OF CHEMICALS AND CHEMICAL PRODUCTS.....	45,038	34,994	61,462	130,266	48,971
Manufacture of basic chemicals, except fertilizers and nitrogen compounds.....	1,755	-22,636	-11,330	-9,064	-3,509
Manufacture of paints, varnishes and mastics	9,425	14,407	20,206	25,664	22,457

OPERATING SURPLUS BY INDUSTRIAL GROUP - PUBLIC AND PRIVATE
1994/95(1987 E.F.Y) - 1998/99(1991 E.F.Y)

TABLE 5.14 (Contd..)

(IN '000 BIRR)

INDUSTRIAL GROUP	OPERATING SURPLUS				
	1987	1988	1989	1990	1991
Manufacture of pharmaceuticals, medicinal chemicals and botanical products.....	15,248	11,788	33,627	93,488	15,650
Manufacture of soap and detergents cleaning and polishing, perfumes and toilet preparations.....	15,455	29,063	15,807	19,020	11,195
Manufacture of chemical products n.e.c.	3,156	2,372	3,153	1,158	3,178
MANUFACTURE OF RUBBER AND PLASTIC PRODUCTS.....	37,044	39,573	57,408	58,278	74,024
Manufacture of rubber products.....	17,153	22,096	16,492	28,807	35,576
Manufacture of plastic products.....	19,891	17,477	40,915	29,470	38,448
MANUFACTURE OF OTHER NON-METALLIC MINERAL PRODUCTS ...	88,713	119,784	150,004	150,392	131,371
Manufacture of glass and glass products.....	7,124	7,543	8,231	10,958	9,852
Manufacture of structural clay products	1,220	1,735	2,262	1,698	1,642
Manufacture of cement, lime and plaster	57,235	80,409	101,777	115,087	96,083
Manufacture of articles of concrete, cement and plaster	20,944	20,135	13,992	11,788	15,218
Manufacture of non-metallic mineral products n.e.c..	2,190	9,963	23,742	10,862	8,575
MANUFACTURE OF BASIC IRON AND STEEL.....	54,206	43,938	49,946	32,103	24,210
Manufacture of basic iron and steel.....	54,206	43,938	49,946	32,103	24,210
MANUFACTURE OF FABRICATED METAL PRODUCTS EXCEPT MACHINERY AND EQUIPMENT	11,362	20,237	20,027	10,141	13,848
Manufacture of structural metal products, tanks, reservoirs and containers of metal	1,226	3,212	3,069	706	1,504
Manufacture of cutlery, hand tools and general hardware	5,032	4,009	2,488	1,262	1,239
Manufacture of other fabricated metal products	5,104	13,016	14,470	8,173	11,105
MANUFACTURE OF MACHINERY AND EQUIPMENT N.E.C.	268	1,344	1,385	922	425
Manufacture of pumps, compressors, taps and valves..	37	149	1,137	-	-
Manufacture of ovens, furnaces and furnace burners..	-	651	557	137	125
Manufacture of other general purpose machinery.....	-	155	175	34	8
Manufacture of machinery for food and beverage processing	-	718	246	1,173	704
Manufacture of accumulators, primary cells and and primary batteries	231	-328	-731	-423	-413
MANUFACTURE OF MOTOR VEHICLES	28,703	31,807	21,402	6,019	71,899
Manufacture of bodies for motor vehicles.....	28,703	31,777	21,297	5,844	69,281
Manufacture of parts and accessories for motor vehicles and their engines.....	-	30	104	175	2,617
MANUFACTURE OF FURNITURE; MANUFACTURING N.E.C.	11,105	14,605	19,124	23,271	16,637
Manufacture of furniture; manufacturing n.e.c.....	11,105	14,605	19,124	23,271	16,637
T O T A L	917,679	1,136,832	1,192,240	1,024,778	1,430,962

RATIO OF IMPORTED TO TOTAL RAW MATERIAL COSTS BY INDUSTRIAL GROUP - PUBLIC AND PRIVATE
1994/95(1987 E.F.Y) - 1998/99(1991 E.F.Y)

TABLE 5.15

INDUSTRIAL GROUP	1987	1988	1989	1990	1991
MANUFACTURE OF FOOD PRODUCTS AND BEVERAGES.....	0.121	0.207	0.174	0.184	0.295
Production, processing and preserving of meat, fruit and vegetables	0.336	0.308	0.419	0.456	0.191
Manufacture of vegetable and animal oils and fats...	0.023	0.024	0.032	0.020	0.007
Manufacture of dairy products	-	0.087	0.122	0.094	0.121
Manufacture of grain mill products	0.040	0.050	0.014	0.061	0.306
Manufacture of prepared animal feeds	0.080	0.042	0.101	0.085	0.066
Manufacture of bakery products	0.061	0.044	0.116	0.187	0.369
Manufacture of sugar and sugar confectionery	0.083	0.457	0.269	0.282	0.229
Manufacture of macaroni and spaghetti.....	0.012	-	-	0.181	0.033
Manufacture of food products n.e.c.	0.014	0.011	0.042	0.032	0.157
Distilling, rectifying and blending of spirits	0.306	0.121	0.178	0.112	0.361
Manufacture of wines	0.459	0.517	0.581	0.543	0.064
Manufacture of malt liquors and malt	0.174	0.422	0.307	0.183	0.553
Manufacture of soft drinks & production of mineral waters	0.429	0.451	0.539	0.516	0.489
MANUFACTURE OF TOBACCO PRODUCTS	0.822	0.944	0.844	0.727	0.859
Manufacture of tobacco products.....	0.822	0.944	0.844	0.727	0.859
MANUFACTURE OF TEXTILES	0.564	0.383	0.367	0.357	0.349
Spinning, weaving and finishing of textiles	0.521	0.332	0.303	0.306	0.315
Manufacture of cordage, rope, twine and netting	0.989	0.962	0.974	0.898	0.875
Knitting mills	0.955	0.948	0.552	0.578	0.467
MANUFACTURE OF WEARING APPAREL, EXCEPT FUR APPAREL....	0.390	0.400	0.309	0.440	0.298
Manufacture of wearing apparel except fur apparel...	0.390	0.400	0.309	0.440	0.298
TANNING AND DRESSING OF LEATHER; MANUFACTURE OF FOOTWEAR, LUGGAGE AND HANDBAGS	0.151	0.201	0.226	0.195	0.336
Tanning and dressing of leather, luggage and handbags	0.099	0.146	0.135	0.116	0.261
Manufacture of footwear.....	0.412	0.431	0.511	0.493	0.489
MANUFACTURE OF WOOD AND OF PRODUCTS OF WOOD AND CORK, EXCEPT FURNITURE	0.443	0.429	0.454	0.537	0.511
Manufacture of wood and of products of wood and cork, except furniture.....	0.443	0.429	0.454	0.537	0.511
MANUFACTURE OF PAPER, PAPER PRODUCTS AND PRINTING	0.679	0.709	0.704	0.687	0.727
Manufacture of paper and paper products.....	0.880	0.963	0.902	0.838	0.973
Publishing and printing services.....	0.452	0.443	0.490	0.545	0.584
MANUFACTURE OF CHEMICALS AND CHEMICAL PRODUCTS.....	0.755	0.774	0.751	0.735	0.785
Manufacture of basic chemicals, except fertilizers and nitrogen compounds.....	0.569	0.284	0.316	0.553	0.542
Manufacture of paints, varnishes and mastics	0.472	0.531	0.528	0.417	0.634

RATIO OF IMPORTED TO TOTAL RAW MATERIAL COSTS BY INDUSTRIAL GROUP - PUBLIC AND PRIVATE
1994/95(1987 E.F.Y) - 1998/99(1991 E.F.Y)

TABLE 5.15 (Contd..)

INDUSTRIAL GROUP	1987	1988	1989	1990	1991
Manufacture of pharmaceuticals, medicinal chemicals and botanical products.....	0.893	0.985	0.917	0.979	0.982
Manufacture of soap and detergents cleaning and polishing, perfumes and toilet preparations.....	0.818	0.858	0.822	0.726	0.733
Manufacture of chemical products n.e.c.	0.909	0.884	0.896	0.871	0.910
MANUFACTURE OF RUBBER AND PLASTIC PRODUCTS.....	0.938	0.950	0.947	0.934	0.926
Manufacture of rubber products.....	0.995	1.000	0.977	0.996	0.988
Manufacture of plastic products.....	0.893	0.902	0.918	0.876	0.887
MANUFACTURE OF OTHER NON-METALLIC MINERAL PRODUCTS ...	0.538	0.418	0.307	0.361	0.221
Manufacture of glass and glass products.....	0.549	0.147	0.141	0.349	0.048
Manufacture of structural clay products	-	0.403	0.003	0.017	-
Manufacture of cement, lime and plaster	0.710	0.645	0.419	0.475	0.300
Manufacture of articles of concrete, cement and plaster	0.033	0.037	0.012	0.069	0.035
Manufacture of non-metallic mineral products n.e.c..	0.258	0.138	0.259	0.324	0.122
MANUFACTURE OF BASIC IRON AND STEEL.....	0.974	0.993	0.994	0.990	0.987
Manufacture of basic iron and steel.....	0.974	0.993	0.994	0.990	0.987
MANUFACTURE OF FABRICATED METAL PRODUCTS EXCEPT MACHINERY AND EQUIPMENT	0.843	0.901	0.930	0.907	0.908
Manufacture of structural metal products, tanks, reservoirs and containers of metal	0.585	0.856	0.699	0.767	0.795
Manufacture of cutlery, hand tools and general hardware	0.822	0.804	0.965	0.949	0.959
Manufacture of other fabricated metal products	0.955	0.946	0.973	0.938	0.933
MANUFACTURE OF MACHINERY AND EQUIPMENT N.E.C.	0.902	0.686	0.900	0.769	0.668
Manufacture of pumps, compressors, taps and valves..	0.885	0.943	1.000	-	-
Manufacture of ovens, furnaces and furnace burners..	-	0.207	0.648	0.577	0.644
Manufacture of other general purpose machinery.....	-	0.530	0.891	0.246	-
Manufacture of machinery for food and beverage processing	-	0.524	0.894	0.798	0.619
Manufacture of accumulators, primary cells and and primary batteries	0.928	1.000	0.991	0.996	0.996
MANUFACTURE OF MOTOR VEHICLES	0.910	0.915	0.851	0.923	0.931
Manufacture of bodies for motor vehicles.....	0.910	0.916	0.852	0.926	0.931
Manufacture of parts and accessories for motor vehicles and their engines.....	-	0.618	0.075	0.223	0.121
MANUFACTURE OF FURNITURE; MANUFACTURING N.E.C.	0.301	0.212	0.224	0.325	0.336
Manufacture of furniture; manufacturing n.e.c.....	0.301	0.212	0.224	0.325	0.336
T O T A L	0.459	0.476	0.442	0.434	0.536

PERCENTAGE DISTRIBUTION OF VALUE ADDED* BY INDUSTRIAL GROUP - PUBLIC AND PRIVATE
1994/95(1987 E.F.Y) - 1998/99(1991 E.F.Y)

TABLE 5.16

INDUSTRIAL GROUP	1987	1988	1989	1990	1991
MANUFACTURE OF FOOD PRODUCTS AND BEVERAGES.....	37.44	41.15	39.40	34.26	46.67
Production, processing and preserving of meat, fruit and vegetables	0.75	0.83	0.68	1.06	3.77
Manufacture of vegetable and animal oils and fats...	0.98	0.93	0.42	0.26	0.62
Manufacture of dairy products	0.03	0.02	0.20	0.27	0.17
Manufacture of grain mill products	5.66	3.53	3.27	2.10	2.07
Manufacture of prepared animal feeds	0.19	0.07	0.07	0.06	0.06
Manufacture of bakery products	1.00	2.13	1.70	2.09	2.74
Manufacture of sugar and sugar confectionery	11.07	19.22	19.48	13.16	27.18
Manufacture of macaroni and spaghetti.....	0.71	1.26	1.15	2.27	0.91
Manufacture of food products n.e.c.	0.94	1.01	1.73	1.67	0.76
Distilling, rectifying and blending of spirits	0.95	0.87	1.25	1.40	1.20
Manufacture of wines	0.63	0.51	0.29	0.34	0.29
Manufacture of malt liquors and malt	11.26	7.56	6.45	6.87	3.81
Manufacture of soft drinks & production of mineral waters	3.27	3.21	2.72	2.72	3.08
MANUFACTURE OF TOBACCO PRODUCTS	4.25	4.83	3.86	6.47	6.82
Manufacture of tobacco products.....	4.25	4.83	3.86	6.47	6.82
MANUFACTURE OF TEXTILES	12.31	9.83	8.33	8.08	6.03
Spinning, weaving and finishing of textiles	10.90	8.51	6.92	6.51	4.94
Manufacture of cordage, rope, twine and netting	1.36	1.27	1.32	1.50	1.02
Knitting mills	0.05	0.05	0.09	0.06	0.07
MANUFACTURE OF WEARING APPAREL, EXCEPT FUR APPAREL....	1.09	0.95	0.90	0.44	0.62
Manufacture of wearing apparel except fur apparel...	1.09	0.95	0.90	0.44	0.62
TANNING AND DRESSING OF LEATHER; MANUFACTURE OF FOOTWEAR, LUGGAGE AND HANDBAGS	10.01	9.15	10.57	7.06	7.13
Tanning and dressing of leather, luggage and handbags	7.62	6.69	7.91	4.16	4.71
Manufacture of footwear.....	2.39	2.46	2.66	2.90	2.42
MANUFACTURE OF WOOD AND OF PRODUCTS OF WOOD AND CORK, EXCEPT FURNITURE	2.40	2.02	1.52	1.12	0.71
Manufacture of wood and of products of wood and cork, except furniture.....	2.40	2.02	1.52	1.12	0.71
MANUFACTURE OF PAPER, PAPER PRODUCTS AND PRINTING.....	5.60	6.65	5.60	7.09	5.43
Manufacture of paper and paper products.....	1.50	1.72	2.24	2.21	1.05
Publishing and printing services.....	4.10	4.93	3.35	4.88	4.38
MANUFACTURE OF CHEMICALS AND CHEMICAL PRODUCTS.....	4.32	3.18	4.86	9.97	3.75
Manufacture of basic chemicals, except fertilizers and nitrogen compounds.....	0.21	-1.23	-0.28	-0.16	0.16
Manufacture of paints, varnishes and mastics	0.90	1.08	1.36	1.91	1.33

* IN THE NATIONAL ACCOUNT CONCEPT AT FACTOR COST

PERCENTAGE DISTRIBUTION OF VALUE ADDED* BY INDUSTRIAL GROUP - PUBLIC AND PRIVATE
1994/95(1987 E.F.Y) - 1998/99(1991 E.F.Y)

TABLE 5.16 (Contd..)

INDUSTRIAL GROUP	1987	1988	1989	1990	1991
Manufacture of pharmaceuticals, medicinal chemicals and botanical products.....	1.36	0.95	2.23	6.37	1.15
Manufacture of soap and detergents cleaning and polishing, perfumes and toilet preparations.....	1.53	2.19	1.32	1.65	0.90
Manufacture of chemical products n.e.c.	0.31	0.20	0.23	0.18	0.21
MANUFACTURE OF RUBBER AND PLASTIC PRODUCTS.....	3.79	3.32	4.52	5.14	4.85
Manufacture of rubber products.....	1.81	1.79	1.55	2.54	2.31
Manufacture of plastic products.....	1.98	1.53	2.97	2.60	2.54
MANUFACTURE OF OTHER NON-METALLIC MINERAL PRODUCTS ...	8.28	9.49	11.12	12.19	8.72
Manufacture of glass and glass products.....	0.71	0.66	0.64	0.94	0.65
Manufacture of structural clay products	0.25	0.25	0.27	0.26	0.19
Manufacture of cement, lime and plaster	4.97	6.01	6.98	8.47	5.76
Manufacture of articles of concrete, cement and plaster	2.00	1.76	1.37	1.35	1.27
Manufacture of non-metallic mineral products n.e.c..	0.34	0.82	1.85	1.17	0.85
MANUFACTURE OF BASIC IRON AND STEEL.....	4.59	3.28	3.52	2.78	1.75
Manufacture of basic iron and steel.....	4.59	3.28	3.52	2.78	1.75
MANUFACTURE OF FABRICATED METAL PRODUCTS EXCEPT MACHINERY AND EQUIPMENT	1.70	2.02	1.84	1.44	1.31
Manufacture of structural metal products, tanks, reservoirs and containers of metal	0.26	0.34	0.32	0.19	0.19
Manufacture of cutlery, hand tools and general hardware	0.65	0.47	0.30	0.26	0.19
Manufacture of other fabricated metal products	0.79	1.20	1.22	0.99	0.92
MANUFACTURE OF MACHINERY AND EQUIPMENT N.E.C.	0.15	0.23	0.23	0.15	0.11
Manufacture of pumps, compressors, taps and valves..	0.09	0.07	0.13	-	-
Manufacture of ovens, furnaces and furnace burners..	-	0.05	0.04	0.02	0.02
Manufacture of other general purpose machinery.....	-	0.01	0.02	0.01	-
Manufacture of machinery for food and beverage processing	-	0.07	0.05	0.12	0.08
Manufacture of accumulators, primary cells and and primary batteries	0.07	0.01	-0.01	0.01	0.01
MANUFACTURE OF MOTOR VEHICLES	2.49	2.35	1.70	0.95	4.17
Manufacture of bodies for motor vehicles.....	2.49	2.35	1.69	0.93	4.03
Manufacture of parts and accessories for motor vehicles and their engines.....	-	0.01	0.01	0.03	0.15
MANUFACTURE OF FURNITURE; MANUFACTURING N.E.C.	1.57	1.55	2.03	2.84	1.93
Manufacture of furniture; manufacturing n.e.c.....	1.57	1.55	2.03	2.84	1.93
T O T A L	100.00	100.00	100.00	100.00	100.00

* IN THE NATIONAL ACCOUNT CONCEPT AT FACTOR COST

RATIO OF COST OF ENERGY CONSUMED TO TOTAL INDUSTRIAL COST BY INDUSTRIAL GROUP - PUBLIC AND PRIVATE
1994/95(1987 E.F.Y) - 1998/99(1991 E.F.Y)

TABLE 5.17

INDUSTRIAL GROUP	1987	1988	1989	1990	1991
MANUFACTURE OF FOOD PRODUCTS AND BEVERAGES.....	0.052	0.045	0.048	0.055	0.053
Production, processing and preserving of meat, fruit and vegetables	0.084	0.060	0.086	0.059	0.048
Manufacture of vegetable and animal oils and fats...	0.053	0.058	0.054	0.069	0.094
Manufacture of dairy products	0.002	0.040	0.098	0.078	0.082
Manufacture of grain mill products	0.021	0.015	0.017	0.025	0.026
Manufacture of prepared animal feeds	0.009	0.033	0.011	0.021	0.020
Manufacture of bakery products	0.033	0.039	0.043	0.047	0.048
Manufacture of sugar and sugar confectionery	0.121	0.052	0.049	0.057	0.058
Manufacture of macaroni and spaghetti.....	0.024	0.026	0.028	0.053	0.027
Manufacture of food products n.e.c.	0.073	0.036	0.048	0.051	0.056
Distilling, rectifying and blending of spirits	0.207	0.115	0.112	0.084	0.272
Manufacture of wines	0.012	0.014	0.010	0.012	0.011
Manufacture of malt liquors and malt	0.107	0.093	0.121	0.127	0.116
Manufacture of soft drinks & production of mineral waters	0.039	0.040	0.038	0.036	0.043
MANUFACTURE OF TOBACCO PRODUCTS	0.009	0.031	0.009	0.010	0.001
Manufacture of tobacco products.....	0.009	0.031	0.009	0.010	0.001
MANUFACTURE OF TEXTILES	0.110	0.086	0.098	0.131	0.127
Spinning, weaving and finishing of textiles	0.119	0.092	0.106	0.139	0.134
Manufacture of cordage, rope, twine and netting	0.032	0.031	0.025	0.039	0.039
Knitting mills	0.010	0.013	0.025	0.050	0.037
MANUFACTURE OF WEARING APPAREL, EXCEPT FUR APPAREL....	0.010	0.008	0.030	0.040	0.041
Manufacture of wearing apparel except fur apparel...	0.010	0.008	0.030	0.040	0.041
TANNING AND DRESSING OF LEATHER; MANUFACTURE OF FOOTWEAR, LUGGAGE AND HANDBAGS	0.014	0.013	0.018	0.015	0.024
Tanning and dressing of leather, luggage and handbags	0.011	0.011	0.018	0.012	0.022
Manufacture of footwear.....	0.024	0.022	0.018	0.025	0.027
MANUFACTURE OF WOOD AND OF PRODUCTS OF WOOD AND CORK, EXCEPT FURNITURE	0.163	0.140	0.186	0.196	0.205
Manufacture of wood and of products of wood and cork, except furniture.....	0.163	0.140	0.186	0.196	0.205
MANUFACTURE OF PAPER, PAPER PRODUCTS AND PRINTING.....	0.052	0.038	0.052	0.075	0.070
Manufacture of paper and paper products.....	0.081	0.061	0.087	0.133	0.152
Publishing and printing services.....	0.018	0.013	0.015	0.017	0.018
MANUFACTURE OF CHEMICALS AND CHEMICAL PRODUCTS.....	0.013	0.017	0.030	0.033	0.029
Manufacture of basic chemicals, except fertilizers and nitrogen compounds.....	0.165	0.096	0.237	0.231	0.278
Manufacture of paints, varnishes and mastics	0.004	0.005	0.004	0.005	0.005

RATIO OF COST OF ENERGY CONSUMED TO TOTAL INDUSTRIAL COST BY INDUSTRIAL GROUP - PUBLIC AND PRIVATE
1994/95(1987 E.F.Y) - 1998/99(1991 E.F.Y)

TABLE 5.17(Contd..)

INDUSTRIAL GROUP	1987	1988	1989	1990	1991
Manufacture of pharmaceuticals, medicinal chemicals and botanical products.....	0.012	0.009	0.009	0.028	0.012
Manufacture of soap and detergents cleaning and polishing, perfumes and toilet preparations.....	0.022	0.017	0.025	0.026	0.026
Manufacture of chemical products n.e.c.	0.001	0.014	0.009	0.012	0.024
MANUFACTURE OF RUBBER AND PLASTIC PROCDUCTS.....	0.054	0.061	0.075	0.071	0.090
Manufacture of rubber products.....	0.089	0.086	0.122	0.099	0.144
Manufacture of plastic products.....	0.025	0.036	0.028	0.041	0.051
MANUFACTURE OF OTHER NON-METALLIC MINERAL PRODUCTS ...	0.477	0.430	0.426	0.502	0.459
Manufacture of glass and glass products.....	0.448	0.382	0.407	0.434	0.478
Manufacture of structural clay products	0.802	0.827	0.839	0.911	0.919
Manufacture of cement, lime and plaster	0.621	0.580	0.535	0.631	0.581
Manufacture of articles of concrete, cement and plaster	0.046	0.021	0.037	0.052	0.056
Manufacture of non-metallic mineral products n.e.c..	0.119	0.068	0.160	0.109	0.109
MANUFACTURE OF BASIC IRON AND STEEL.....	0.022	0.017	0.018	0.024	0.030
Manufacture of basic iron and steel.....	0.022	0.017	0.018	0.024	0.030
MANUFACTURE OF FABRICATED METAL PRODUCTS EXCEPT MACHINERY AND EQUIPMENT	0.051	0.036	0.042	0.063	0.073
Manufacture of structural metal products, tanks, reservoirs and containers of metal	0.012	0.014	0.023	0.024	0.031
Manufacture of cutlery, hand tools and general hardware	0.047	0.037	0.033	0.058	0.040
Manufacture of other fabricated metal products	0.068	0.042	0.050	0.075	0.099
MANUFACTURE OF MACHINERY AND EQUIPMENT N.E.C.	0.077	0.063	0.049	0.036	0.047
Manufacture of pumps, compressors, taps and valves..	0.100	0.125	0.064	-	-
Manufacture of ovens, furnaces and furnace burners..	-	0.016	0.026	0.025	0.028
Manufacture of other general purpose machinery.....	-	0.015	0.041	0.086	0.294
Manufacture of machinery for food and beverage processing	-	0.056	0.036	0.027	0.043
Manufacture of accumulators, primary cells and and primary battries	0.039	0.032	0.070	0.079	0.082
MANUFACTURE OF MOTOR VEHICLES	0.001	0.002	0.005	0.006	0.002
Manufacture of bodies for motor vehicles.....	0.001	0.002	0.005	0.006	0.002
Manufacture of parts and accessories for motor vehicles and their engines.....	-	0.167	0.253	0.080	0.085
MANUFACTURE OF FURNITURE; MANUFACTURING N.E.C.	0.015	0.015	0.015	0.021	0.020
Manufacture of furniture; manufacturing n.e.c.....	0.015	0.015	0.015	0.021	0.020
T O T A L	0.071	0.066	0.081	0.090	0.081

* RATIO OF VALUE ADDED* TO GROSS VALUE OF PRODUCTION - PUBLIC AND PRIVATE
1994/95(1987 E.F.Y) - 1998/99(1991 E.F.Y)

TABLE 5.18

INDUSTRIAL GROUP	1987	1988	1989	1990	1991
MANUFACTURE OF FOOD PRODUCTS AND BEVERAGES.....	0.289	0.301	0.298	0.208	0.309
Production, processing and preserving of meat, fruit and vegetables	0.218	0.204	0.251	0.309	0.330
Manufacture of vegetable and animal oils and fats...	0.189	0.241	0.134	0.046	0.138
Manufacture of dairy products	0.032	0.038	0.296	0.333	0.270
Manufacture of grain mill products	0.206	0.170	0.140	0.091	0.093
Manufacture of prepared animal feeds	0.321	0.267	0.271	0.228	0.287
Manufacture of bakery products	0.193	0.212	0.208	0.208	0.234
Manufacture of sugar and sugar confectionery	0.524	0.531	0.561	0.264	0.581
Manufacture of macaroni and spaghetti.....	0.182	0.382	0.422	0.435	0.207
Manufacture of food products n.e.c.	0.353	0.296	0.371	0.250	0.323
Distilling, rectifying and blending of spirits	0.233	0.227	0.313	0.292	0.400
Manufacture of wines	0.253	0.272	0.228	0.281	0.342
Manufacture of malt liquors and malt	0.329	0.237	0.220	0.212	0.143
Manufacture of soft drinks & production of mineral waters	0.179	0.194	0.155	0.125	0.192
MANUFACTURE OF TOBACCO PRODUCTS	0.286	0.315	0.270	0.408	0.534
Manufacture of tobacco products.....	0.286	0.315	0.270	0.408	0.534
MANUFACTURE OF TEXTILES	0.282	0.224	0.209	0.209	0.189
Spinning, weaving and finishing of textiles	0.279	0.216	0.196	0.190	0.171
Manufacture of cordage, rope, twine and netting	0.307	0.296	0.317	0.370	0.382
Knitting mills	0.252	0.238	0.255	0.280	0.315
MANUFACTURE OF WEARING APPAREL, EXCEPT FUR APPAREL....	0.228	0.211	0.260	0.124	0.212
Manufacture of wearing apparel except fur apparel...	0.228	0.211	0.260	0.124	0.212
TANNING AND DRESSING OF LEATHER; MANUFACTURE OF FOOTWEAR, LUGGAGE AND HANDBAGS	0.224	0.230	0.274	0.166	0.250
Tanning and dressing of leather, luggage and handbags	0.212	0.217	0.275	0.134	0.253
Manufacture of footwear.....	0.269	0.273	0.271	0.256	0.245
MANUFACTURE OF WOOD AND OF PRODUCTS OF WOOD AND CORK, EXCEPT FURNITURE	0.489	0.482	0.462	0.421	0.383
Manufacture of wood and of products of wood and cork, except furniture.....	0.489	0.482	0.462	0.421	0.383
MANUFACTURE OF PAPER, PAPER PRODUCTS AND PRINTING.....	0.375	0.363	0.357	0.374	0.374
Manufacture of paper and paper products.....	0.233	0.223	0.299	0.274	0.236
Publishing and printing services.....	0.482	0.466	0.411	0.448	0.435
MANUFACTURE OF CHEMICALS AND CHEMICAL PRODUCTS.....	0.206	0.160	0.235	0.324	0.188
Manufacture of basic chemicals, except fertilizers and nitrogen compounds.....	0.534	-3.367	-0.158	-0.076	0.104
Manufacture of paints, varnishes and mastics	0.219	0.214	0.262	0.284	0.243

* IN THE NATIONAL ACCOUNT CONCEPT AT FACTOR COST

RATIO OF VALUE ADDED* TO GROSS VALUE OF PRODUCTION - PUBLIC AND PRIVATE
1994/95(1987 E.F.Y) - 1998/99(1991 E.F.Y)

TABLE 5.18(Contd..)

INDUSTRIAL GROUP	1987	1988	1989	1990	1991
Manufacture of pharmaceuticals, medicinal chemicals and botanical products.....	0.310	0.254	0.362	0.520	0.203
Manufacture of soap and detergents cleaning and polishing, perfumes and toilet preparations.....	0.192	0.215	0.208	0.197	0.139
Manufacture of chemical products n.e.c.	0.076	0.315	0.195	0.145	0.268
MANUFACTURE OF RUBBER AND PLASTIC PRODUCTS.....	0.316	0.284	0.255	0.251	0.282
Manufacture of rubber products.....	0.319	0.314	0.182	0.242	0.296
Manufacture of plastic products.....	0.314	0.256	0.323	0.261	0.271
MANUFACTURE OF OTHER NON-METALLIC MINERAL PRODUCTS ...	0.331	0.361	0.344	0.340	0.305
Manufacture of glass and glass products.....	0.458	0.458	0.552	0.447	0.495
Manufacture of structural clay products	0.399	0.456	0.391	0.324	0.318
Manufacture of cement, lime and plaster	0.300	0.346	0.327	0.345	0.298
Manufacture of articles of concrete, cement and plaster	0.381	0.359	0.397	0.376	0.332
Manufacture of non-metallic mineral products n.e.c..	0.330	0.392	0.325	0.243	0.239
MANUFACTURE OF BASIC IRON AND STEEL.....	0.277	0.185	0.195	0.149	0.165
Manufacture of basic iron and steel.....	0.277	0.185	0.195	0.149	0.165
MANUFACTURE OF FABRICATED METAL PRODUCTS EXCEPT MACHINERY AND EQUIPMENT	0.264	0.289	0.304	0.272	0.297
Manufacture of structural metal products, tanks, reservoirs and containers of metal	0.225	0.288	0.382	0.220	0.237
Manufacture of cutlery, hand tools and general hardware	0.359	0.288	0.245	0.299	0.248
Manufacture of other fabricated metal products	0.228	0.290	0.305	0.278	0.328
MANUFACTURE OF MACHINERY AND EQUIPMENT N.E.C.	0.303	0.367	0.380	0.329	0.328
Manufacture of pumps, compressors, taps and valves..	0.286	0.308	0.435	-	-
Manufacture of ovens, furnaces and furnace burners..	-	0.364	0.413	0.326	0.282
Manufacture of other general purpose machinery.....	-	0.429	0.464	0.338	0.490
Manufacture of machinery for food and beverage processing	-	0.712	0.349	0.361	0.369
Manufacture of accumulators, primary cells and and primary batteries	0.330	0.132	-0.776	0.127	0.144
MANUFACTURE OF MOTOR VEHICLES	0.104	0.172	0.212	0.094	0.115
Manufacture of bodies for motor vehicles.....	0.104	0.172	0.211	0.092	0.111
Manufacture of parts and accessories for motor vehicles and their engines.....	-	0.750	0.544	0.419	0.814
MANUFACTURE OF FURNITURE; MANUFACTURING N.E.C.	0.390	0.374	0.367	0.372	0.324
Manufacture of furniture; manufacturing n.e.c.....	0.390	0.374	0.367	0.372	0.324
T O T A L	0.273	0.275	0.280	0.240	0.273

* IN THE NATIONAL ACCOUNT CONCEPT AT FACTOR COST

VALUE ADDED* PER PERSON ENGAGED BY INDUSTRIAL GROUP - PUBLIC AND PRIVATE
1994/95(1987 E.F.Y) - 1998/99(1991 E.F.Y)

TABLE 5.19

INDUSTRIAL GROUP	1987	1988	1989	1990	1991
MANUFACTURE OF FOOD PRODUCTS AND BEVERAGES.....	21,207	27,643	27,598	20,257	34,164
Production, processing and preserving of meat, fruit and vegetables	3,332	4,380	3,910	6,532	24,969
Manufacture of vegetable and animal oils and fats...	6,976	8,559	5,559	2,328	7,257
Manufacture of dairy products	9,589	1,473	12,549	15,548	13,682
Manufacture of grain mill products	21,453	22,683	19,448	10,252	12,353
Manufacture of prepared animal feeds	11,240	5,297	5,055	4,316	6,473
Manufacture of bakery products	7,701	12,034	9,956	10,497	15,648
Manufacture of sugar and sugar confectionery	36,550	69,892	67,604	35,402	88,153
Manufacture of macaroni and spaghetti.....	20,876	59,627	54,777	67,020	39,265
Manufacture of food products n.e.c.	19,600	21,310	34,710	36,325	18,199
Distilling, rectifying and blending of spirits	11,797	17,061	24,174	25,005	31,508
Manufacture of wines	11,752	11,742	7,062	7,656	9,813
Manufacture of malt liquors and malt	53,014	42,053	39,828	37,064	26,699
Manufacture of soft drinks & production of mineral waters	12,898	15,171	13,764	11,038	17,026
MANUFACTURE OF TOBACCO PRODUCTS	57,844	78,419	68,153	110,672	154,801
Manufacture of tobacco products.....	57,844	78,419	68,153	110,672	154,801
MANUFACTURE OF TEXTILES	5,342	5,512	5,143	4,938	4,658
Spinning, weaving and finishing of textiles	5,338	5,430	4,811	4,500	4,303
Manufacture of cordage, rope, twine and netting	5,431	6,162	8,089	8,558	7,589
Knitting mills	4,174	5,017	4,921	4,809	5,778
MANUFACTURE OF WEARING APPAREL, EXCEPT FUR APPAREL....	3,701	3,695	3,289	1,619	3,175
Manufacture of wearing apparel except fur apparel...	3,701	3,695	3,289	1,619	3,175
TANNING AND DRESSING OF LEATHER; MANUFACTURE OF FOOTWEAR, LUGGAGE AND HANDBAGS	18,927	18,540	21,591	14,134	19,553
Tanning and dressing of leather, luggage and handbags	30,375	29,487	33,495	17,091	25,807
Manufacture of footwear.....	8,591	9,230	10,505	11,322	13,288
MANUFACTURE OF WOOD AND OF PRODUCTS OF WOOD AND CORK, EXCEPT FURNITURE	12,613	12,699	13,291	13,101	11,557
Manufacture of wood and of products of wood and cork, except furniture.....	12,613	12,699	13,291	13,101	11,557
MANUFACTURE OF PAPER, PAPER PRODUCTS AND PRINTING.....	15,045	18,993	18,337	19,503	19,450
Manufacture of paper and paper products.....	14,815	21,559	25,751	23,859	15,184
Publishing and printing services.....	15,130	18,235	15,375	18,012	20,860
MANUFACTURE OF CHEMICALS AND CHEMICAL PRODUCTS.....	21,513	17,823	22,009	36,817	18,758
Manufacture of basic chemicals, except fertilizers and nitrogen compounds.....	16,742	-39,325	-4,199	-2,173	2,962
Manufacture of paints, varnishes and mastics	25,992	40,149	54,352	64,150	50,456

VALUE ADDED* PER PERSON ENGAGED BY INDUSTRIAL GROUP - PUBLIC AND PRIVATE
1994/95(1987 E.F.Y) - 1998/99(1991 E.F.Y)

TABLE 5.19 (Contd..)

INDUSTRIAL GROUP	1987	1988	1989	1990	1991
Manufacture of pharmaceuticals, medicinal chemicals and botanical products.....	35,898	30,093	77,479	100,132	24,624
Manufacture of soap and detergents cleaning and polishing, perfumes and toilet preparations.....	14,481	26,641	14,971	18,832	14,437
Manufacture of chemical products n.e.c.	31,993	29,273	18,559	10,992	22,450
MANUFACTURE OF RUBBER AND PLASTIC PROCDUCTS.....	25,388	23,787	31,433	25,501	31,583
Manufacture of rubber products.....	25,896	25,461	27,249	35,205	47,219
Manufacture of plastic products.....	24,941	22,087	34,178	20,097	24,263
MANUFACTURE OF OTHER NON-METALLIC MINERAL PRODUCTS ...	20,750	24,725	27,684	25,616	24,942
Manufacture of glass and glass products.....	20,472	15,779	18,875	22,150	23,696
Manufacture of structural clay products	5,422	6,139	11,260	8,069	8,523
Manufacture of cement, lime and plaster	36,939	55,377	61,710	68,052	61,814
Manufacture of articles of concrete, cement and plaster	14,591	10,705	9,009	8,253	10,233
Manufacture of non-metallic mineral products n.e.c..	7,439	28,289	23,689	10,347	10,321
MANUFACTURE OF BASIC IRON AND STEEL.....	52,097	46,640	52,224	37,517	31,152
Manufacture of basic iron and steel.....	52,097	46,640	52,224	37,517	31,152
MANUFACTURE OF FABRICATED METAL PRODUCTS EXCEPT MACHINERY AND EQUIPMENT	10,944	15,690	16,198	11,407	12,631
Manufacture of structural metal products, tanks, reservoirs and containers of metal	5,840	9,192	9,231	5,847	6,538
Manufacture of cutlery, hand tools and general hardware	13,499	13,138	11,052	7,697	7,687
Manufacture of other fabricated metal products	12,657	21,774	23,545	16,434	18,855
MANUFACTURE OF MACHINERY AND EQUIPMENT N.E.C.	7,125	7,854	7,308	5,835	4,809
Manufacture of pumps, compressors, taps and valves..	6,581	8,083	15,643	-	-
Manufacture of ovens, furnaces and furnace burners..	-	12,398	12,853	5,191	4,051
Manufacture of other general purpose machinery.....	-	6,869	5,246	2,963	3,688
Manufacture of machinery for food and beverage processing	-	9,103	4,781	8,765	6,467
Manufacture of accumulators, primary cells and and primary batteries	7,959	2,415	-2,560	1,053	1,186
MANUFACTURE OF MOTOR VEHICLES	82,727	52,576	34,798	16,188	70,875
Manufacture of bodies for motor vehicles.....	82,727	54,429	35,330	16,435	71,590
Manufacture of parts and accessories for motor vehicles and their engines.....	-	3,595	9,642	10,704	55,526
MANUFACTURE OF FURNITURE; MANUFACTURING N.E.C.	9,093	10,058	9,027	10,088	9,100
Manufacture of furniture; manufacturing n.e.c.....	9,093	10,058	9,027	10,088	9,100
T O T A L	14,822	17,476	18,052	16,326	21,003

COST OF LABOUR TO VALUE ADDED* BY INDUSTRIAL GROUP - PUBLIC AND PRIVATE
1994/95(1987 E.F.Y) - 1998/99(1991 E.F.Y)

TABLE 5.20

INDUSTRIAL GROUP	1987	1988	1989	1990	1991
MANUFACTURE OF FOOD PRODUCTS AND BEVERAGES.....	0.243	0.207	0.223	0.305	0.195
Production, processing and preserving of meat, fruit and vegetables	1.031	0.878	0.900	0.526	0.168
Manufacture of vegetable and animal oils and fats...	0.584	0.499	0.746	1.769	0.660
Manufacture of dairy products	0.359	2.226	0.261	0.214	0.258
Manufacture of grain mill products	0.256	0.248	0.293	0.524	0.456
Manufacture of prepared animal feeds	0.317	0.770	0.640	0.832	0.570
Manufacture of bakery products	0.314	0.290	0.356	0.346	0.249
Manufacture of sugar and sugar confectionery	0.200	0.126	0.139	0.237	0.103
Manufacture of macaroni and spaghetti.....	0.214	0.076	0.104	0.095	0.149
Manufacture of food products n.e.c.	0.144	0.157	0.105	0.129	0.235
Distilling, rectifying and blending of spirits	0.369	0.355	0.277	0.303	0.247
Manufacture of wines	0.450	0.553	0.863	0.837	0.590
Manufacture of malt liquors and malt	0.120	0.166	0.213	0.233	0.397
Manufacture of soft drinks & production of mineral waters	0.436	0.370	0.448	0.603	0.403
MANUFACTURE OF TOBACCO PRODUCTS	0.150	0.116	0.187	0.091	0.072
Manufacture of tobacco products.....	0.150	0.116	0.187	0.091	0.072
MANUFACTURE OF TEXTILES.....	0.696	0.670	0.732	0.801	0.839
Spinning, weaving and finishing of textiles	0.721	0.698	0.774	0.875	0.904
Manufacture of cordage, rope, twine and netting	0.501	0.489	0.531	0.494	0.552
Knitting mills	0.570	0.406	0.466	0.466	0.408
MANUFACTURE OF WEARING APPAREL, EXCEPT FUR APPAREL....	0.779	0.813	0.980	2.289	1.188
Manufacture of wearing apparel except fur apparel...	0.779	0.813	0.980	2.289	1.188
TANNING AND DRESSING OF LEATHER; MANUFACTURE OF FOOTWEAR, LUGGAGE AND HANDBAGS	0.310	0.337	0.269	0.422	0.375
Tanning and dressing of leather, luggage and handbags	0.258	0.282	0.217	0.406	0.339
Manufacture of footwear.....	0.477	0.488	0.425	0.445	0.446
MANUFACTURE OF WOOD AND OF PRODUCTS OF WOOD AND CORK, EXCEPT FURNITURE	0.343	0.360	0.345	0.434	0.535
Manufacture of wood and of products of wood and cork, except furniture.....	0.343	0.360	0.345	0.434	0.535
MANUFACTURE OF PAPER, PAPER PRODUCTS AND PRINTING.....	0.412	0.335	0.373	0.365	0.374
Manufacture of paper and paper products.....	0.414	0.283	0.257	0.291	0.472
Publishing and printing services.....	0.411	0.353	0.450	0.399	0.350
MANUFACTURE OF CHEMICALS AND CHEMICAL PRODUCTS.....	0.225	0.310	0.248	0.148	0.342
Manufacture of basic chemicals, except fertilizers and nitrogen compounds.....	0.383	-0.154	-1.411	-2.738	2.076
Manufacture of paints, varnishes and mastics	0.220	0.164	0.117	0.127	0.151

* IN THE NATIONAL ACCOUNT CONCEPT AT FACTOR COST

COST OF LABOUR TO VALUE ADDED* BY INDUSTRIAL GROUP - PUBLIC AND PRIVATE
1994/95(1987 E.F.Y) - 1998/99(1991 E.F.Y)

TABLE 5.20(Contd..)

I N D U S T R I A L G R O U P	1987	1988	1989	1990	1991
Manufacture of pharmaceuticals, medicinal chemicals and botanical products.....	0.169	0.218	0.103	0.044	0.313
Manufacture of soap and detergents cleaning and polishing, perfumes and toilet preparations.....	0.250	0.166	0.285	0.250	0.371
Manufacture of chemical products n.e.c.	0.253	0.263	0.195	0.590	0.231
MANUFACTURE OF RUBBER AND PLASTIC PRODUCTS.....					
Manufacture of rubber products.....	0.274	0.252	0.245	0.261	0.231
Manufacture of plastic products.....	0.295	0.226	0.369	0.260	0.225
MANUFACTURE OF OTHER NON-METALLIC MINERAL PRODUCTS ...					
Manufacture of glass and glass products.....	0.203	0.208	0.198	0.196	0.240
Manufacture of structural clay products.....	0.256	0.279	0.238	0.244	0.240
Manufacture of cement, lime and plaster	0.644	0.561	0.503	0.575	0.575
Manufacture of articles of concrete, cement and plaster	0.144	0.161	0.133	0.115	0.158
Manufacture of non-metallic mineral products n.e.c....	0.222	0.283	0.393	0.431	0.394
MANUFACTURE OF BASIC IRON AND STEEL.....	0.517	0.234	0.238	0.396	0.492
Manufacture of basic iron and steel.....	0.120	0.160	0.156	0.248	0.304
	0.120	0.160	0.156	0.248	0.304
MANUFACTURE OF FABRICATED METAL PRODUCTS EXCEPT MACHINERY AND EQUIPMENT	0.504	0.371	0.354	0.542	0.467
Manufacture of structural metal products, tanks, reservoirs and containers of metal	0.654	0.416	0.432	0.755	0.609
Manufacture of cutlery, hand tools and general hardware	0.425	0.467	0.506	0.685	0.676
Manufacture of other fabricated metal products	0.519	0.320	0.297	0.464	0.393
MANUFACTURE OF MACHINERY AND EQUIPMENT N.E.C.					
Manufacture of pumps, compressors, taps and valves..	0.870	0.631	0.647	0.607	0.802
Manufacture of ovens, furnaces and furnace burners..	0.968	0.871	0.481	-	-
Manufacture of other general purpose machinery.....	-	0.250	0.240	0.544	0.600
Manufacture of machinery for food and beverage processing	-	0.274	0.577	0.688	0.826
Manufacture of accumulators, primary cells and and primary batteries	-	0.398	0.699	0.360	0.578
MANUFACTURE OF MOTOR VEHICLES	0.746	2.527	-2.172	5.098	4.550
Manufacture of bodies for motor vehicles.....	0.141	0.151	0.251	0.589	0.131
Manufacture of parts and accessories for motor vehicles and their engines.....	0.141	0.150	0.250	0.589	0.132
MANUFACTURE OF FURNITURE; MANUFACTURING N.E.C.					
Manufacture of furniture; manufacturing n.e.c.....	-	0.676	0.364	0.580	0.093
	0.473	0.408	0.439	0.467	0.565
	0.473	0.408	0.439	0.467	0.565
T O T A L	0.317	0.287	0.291	0.332	0.278

* IN THE NATIONAL ACCOUNT CONCEPT AT FACTOR COST

COST OF LABOUR TO GROSS VALUE PRODUCTION BY INDUSTRIAL GROUP - PUBLIC AND PRIVATE
1994/95(1987 E.F.Y) - 1998/99(1991 E.F.Y)

TABLE 5.21

INDUSTRIAL GROUP	1987	1988	1989	1990	1991
MANUFACTURE OF FOOD PRODUCTS AND BEVERAGES.....	0.070	0.062	0.066	0.063	0.060
Production, processing and preserving of meat, fruit and vegetables	0.225	0.180	0.226	0.162	0.055
Manufacture of vegetable and animal oils and fats...	0.111	0.120	0.100	0.082	0.091
Manufacture of dairy products	0.011	0.084	0.077	0.071	0.070
Manufacture of grain mill products	0.053	0.042	0.041	0.048	0.042
Manufacture of prepared animal feeds	0.102	0.205	0.173	0.190	0.163
Manufacture of bakery products	0.061	0.061	0.074	0.072	0.058
Manufacture of sugar and sugar confectionery	0.105	0.067	0.078	0.062	0.060
Manufacture of macaroni and spaghetti.....	0.039	0.029	0.044	0.041	0.031
Manufacture of food products n.e.c.	0.051	0.046	0.039	0.032	0.076
Distilling, rectifying and blending of spirits	0.086	0.081	0.086	0.089	0.099
Manufacture of wines	0.114	0.150	0.197	0.236	0.202
Manufacture of malt liquors and malt	0.039	0.039	0.047	0.049	0.057
Manufacture of soft drinks & production of mineral waters	0.078	0.072	0.069	0.076	0.077
MANUFACTURE OF TOBACCO PRODUCTS	0.043	0.037	0.051	0.037	0.039
Manufacture of tobacco products.....	0.043	0.037	0.051	0.037	0.039
MANUFACTURE OF TEXTILES	0.196	0.150	0.153	0.168	0.159
Spinning, weaving and finishing of textiles	0.201	0.151	0.152	0.166	0.154
Manufacture of cordage, rope, twine and netting	0.154	0.145	0.168	0.183	0.211
Knitting mills	0.143	0.096	0.119	0.130	0.128
MANUFACTURE OF WEARING APPAREL, EXCEPT FUR APPAREL....	0.178	0.172	0.255	0.285	0.252
Manufacture of wearing apparel except fur apparel...	0.178	0.172	0.255	0.285	0.252
TANNING AND DRESSING OF LEATHER, MANUFACTURE OF FOOTWEAR, LUGGAGE AND HANDBAGS	0.069	0.078	0.074	0.070	0.094
Tanning and dressing of leather, luggage and handbags	0.055	0.061	0.060	0.054	0.086
Manufacture of footwear.....	0.128	0.133	0.115	0.114	0.109
MANUFACTURE OF WOOD AND OF PRODUCTS OF WOOD AND CORK, EXCEPT FURNITURE	0.167	0.174	0.160	0.183	0.205
Manufacture of wood and of products of wood and cork, except furniture.....	0.167	0.174	0.160	0.183	0.205
MANUFACTURE OF PAPER, PAPER PRODUCTS AND PRINTING.....	0.154	0.122	0.133	0.136	0.140
Manufacture of paper and paper products.....	0.097	0.063	0.077	0.080	0.111
Publishing and printing services.....	0.198	0.164	0.185	0.179	0.152
MANUFACTURE OF CHEMICALS AND CHEMICAL PRODUCTS.....	0.046	0.050	0.058	0.048	0.064
Manufacture of basic chemicals, except fertilizers and nitrogen compounds.....	0.205	0.517	0.223	0.207	0.216
Manufacture of paints, varnishes and mastics	0.048	0.035	0.031	0.036	0.037

COST OF LABOUR TO GROSS VALUE PRODUCTION BY INDUSTRIAL GROUP - PUBLIC AND PRIVATE
1994/95(1987 E.F.Y) - 1998/99(1991 E.F.Y)

TABLE 5.21(Contd..)

INDUSTRIAL GROUP	1987	1988	1989	1990	1991
Manufacture of pharmaceuticals, medicinal chemicals and botanical products.....	0.052	0.055	0.037	0.023	0.063
Manufacture of soap and detergents cleaning and polishing, perfumes and toilet preparations.....	0.048	0.036	0.059	0.049	0.051
Manufacture of chemical products n.e.c.	0.019	0.083	0.038	0.086	0.062
MANUFACTURE OF RUBBER AND PLASTIC PRODUCTS.....	0.087	0.072	0.063	0.065	0.065
Manufacture of rubber products.....	0.094	0.071	0.067	0.063	0.067
Manufacture of plastic products.....	0.080	0.072	0.058	0.068	0.064
MANUFACTURE OF OTHER NON-METALLIC MINERAL PRODUCTS ...	0.067	0.075	0.068	0.067	0.073
Manufacture of glass and glass products.....	0.118	0.128	0.131	0.109	0.119
Manufacture of structural clay products	0.257	0.255	0.196	0.186	0.183
Manufacture of cement, lime and plaster	0.043	0.056	0.043	0.039	0.047
Manufacture of articles of concrete, cement and plaster	0.085	0.102	0.156	0.162	0.131
Manufacture of non-metallic mineral products n.e.c..	0.171	0.092	0.077	0.096	0.117
MANUFACTURE OF BASIC IRON AND STEEL.....	0.033	0.030	0.030	0.037	0.050
Manufacture of basic iron and steel.....	0.033	0.030	0.030	0.037	0.050
MANUFACTURE OF FABRICATED METAL PRODUCTS EXCEPT MACHINERY AND EQUIPMENT	0.133	0.107	0.108	0.147	0.139
Manufacture of structural metal products, tanks, reservoirs and containers of metal	0.147	0.120	0.165	0.166	0.144
Manufacture of cutlery, hand tools and general hardware	0.153	0.135	0.124	0.205	0.168
Manufacture of other fabricated metal products	0.119	0.093	0.091	0.129	0.129
MANUFACTURE OF MACHINERY AND EQUIPMENT N.E.C.	0.264	0.232	0.246	0.200	0.263
Manufacture of pumps, compressors, taps and valves..	0.276	0.268	0.209	-	-
Manufacture of ovens, furnaces and furnace burners..	-	0.091	0.099	0.177	0.169
Manufacture of other general purpose machinery.....	-	0.117	0.268	0.233	0.405
Manufacture of machinery for food and beverage processing	-	0.284	0.244	0.130	0.213
Manufacture of accumulators, primary cells and and primary batteries	0.246	0.334	1.687	0.648	0.657
MANUFACTURE OF MOTOR VEHICLES	0.015	0.026	0.053	0.055	0.015
Manufacture of bodies for motor vehicles.....	0.015	0.026	0.053	0.054	0.015
Manufacture of parts and accessories for motor vehicles and their engines.....	-	0.507	0.198	0.243	0.076
MANUFACTURE OF FURNITURE; MANUFACTURING N.E.C.	0.185	0.153	0.161	0.173	0.183
Manufacture of furniture; manufacturing n.e.c.....	0.185	0.153	0.161	0.173	0.183
T O T A L	0.086	0.079	0.082	0.080	0.076

RATIO OF OPERATING SURPLUS TO GROSS VALUE OF PRODUCTION BY INDUSTRIAL GROUP - PUBLIC AND PRIVATE
1994/95(1987 E.F.Y) - 1998/99(1991 E.F.Y)

TABLE 5.22

INDUSTRIAL GROUP	1987	1988	1989	1990	1991
MANUFACTURE OF FOOD PRODUCTS AND BEVERAGES.....	0.219	0.239	0.231	0.144	0.249
Production, processing and preserving of meat, fruit and vegetables	-0.007	0.025	0.025	0.146	0.274
Manufacture of vegetable and animal oils and fats...	0.079	0.121	0.034	-0.036	0.047
Manufacture of dairy products	0.020	-0.046	0.219	0.262	0.200
Manufacture of grain mill products	0.153	0.128	0.099	0.043	0.050
Manufacture of prepared animal feeds	0.220	0.061	0.097	0.038	0.123
Manufacture of bakery products	0.132	0.150	0.134	0.136	0.176
Manufacture of sugar and sugar confectionery	0.419	0.464	0.483	0.201	0.521
Manufacture of macaroni and spaghetti.....	0.143	0.353	0.378	0.394	0.176
Manufacture of food products n.e.c.	0.302	0.250	0.332	0.218	0.247
Distilling, rectifying and blending of spirits	0.147	0.146	0.226	0.204	0.301
Manufacture of wines	0.139	0.121	0.031	0.046	0.141
Manufacture of malt liquors and malt	0.290	0.198	0.173	0.163	0.086
Manufacture of soft drinks & production of mineral waters	0.101	0.122	0.086	0.050	0.114
MANUFACTURE OF TOBACCO PRODUCTS	0.243	0.279	0.220	0.371	0.496
Manufacture of tobacco products.....	0.243	0.279	0.220	0.371	0.496
MANUFACTURE OF TEXTILES	0.086	0.074	0.056	0.042	0.031
Spinning, weaving and finishing of textiles	0.078	0.065	0.044	0.024	0.016
Manufacture of cordage, rope, twine and netting	0.153	0.151	0.148	0.188	0.171
Knitting mills	0.108	0.141	0.136	0.149	0.186
MANUFACTURE OF WEARING APPAREL, EXCEPT FUR APPAREL....	0.051	0.040	0.005	-0.160	-0.040
Manufacture of wearing apparel except fur apparel...	0.051	0.040	0.005	-0.160	-0.040
TANNING AND DRESSING OF LEATHER; MANUFACTURE OF FOOTWEAR, LUGGAGE AND HANDBAGS	0.154	0.152	0.200	0.096	0.156
Tanning and dressing of leather, luggage and handbags	0.158	0.156	0.215	0.079	0.167
Manufacture of footwear.....	0.141	0.140	0.156	0.142	0.135
MANUFACTURE OF WOOD AND OF PRODUCTS OF WOOD AND CORK, EXCEPT FURNITURE	0.321	0.309	0.302	0.239	0.178
Manufacture of wood and of products of wood and cork, except furniture.....	0.321	0.309	0.302	0.239	0.178
MANUFACTURE OF PAPER, PAPER PRODUCTS AND PRINTING.....	0.221	0.242	0.224	0.237	0.234
Manufacture of paper and paper products.....	0.137	0.160	0.222	0.194	0.124
Publishing and printing services.....	0.284	0.302	0.226	0.269	0.283
MANUFACTURE OF CHEMICALS AND CHEMICAL PRODUCTS.....	0.159	0.110	0.177	0.276	0.124
Manufacture of basic chemicals, except fertilizers and nitrogen compounds.....	0.329	-3.883	-0.382	-0.282	-0.112
Manufacture of paints, varnishes and mastics	0.171	0.179	0.231	0.248	0.207

RATIO OF OPERATING SURPLUS TO GROSS VALUE OF PRODUCTION BY INDUSTRIAL GROUP - PUBLIC AND PRIVATE
1994/95(1987 E.F.Y) - 1998/99(1991 E.F.Y)

TABLE 5.22(Contd..)

INDUSTRIAL GROUP	1987	1988	1989	1990	1991
Manufacture of pharmaceuticals, medicinal chemicals and botanical products.....	0.258	0.199	0.325	0.497	0.139
Manufacture of soap and detergents cleaning and polishing, perfumes and toilet preparations.....	0.144	0.180	0.148	0.147	0.087
Manufacture of chemical products n.e.c.	0.057	0.232	0.157	0.059	0.206
MANUFACTURE OF RUBBER AND PLASTIC PRODUCTS.....	0.230	0.212	0.192	0.186	0.217
Manufacture of rubber products.....	0.225	0.243	0.115	0.179	0.230
Manufacture of plastic products.....	0.234	0.183	0.264	0.193	0.207
MANUFACTURE OF OTHER NON-METALLIC MINERAL PRODUCTS ...	0.264	0.285	0.276	0.273	0.231
Manufacture of glass and glass products.....	0.341	0.330	0.421	0.338	0.376
Manufacture of structural clay products	0.142	0.200	0.194	0.138	0.135
Manufacture of cement, lime and plaster	0.257	0.290	0.284	0.305	0.251
Manufacture of articles of concrete, cement and plaster	0.296	0.258	0.241	0.214	0.201
Manufacture of non-metallic mineral products n.e.c..	0.159	0.300	0.247	0.147	0.121
MANUFACTURE OF BASIC IRON AND STEEL.....	0.244	0.156	0.165	0.112	0.115
Manufacture of basic iron and steel.....	0.244	0.156	0.165	0.112	0.115
MANUFACTURE OF FABRICATED METAL PRODUCTS EXCEPT MACHINERY AND EQUIPMENT	0.131	0.182	0.196	0.125	0.158
Manufacture of structural metal products, tanks, reservoirs and containers of metal	0.078	0.168	0.217	0.054	0.093
Manufacture of cutlery, hand tools and general hardware	0.207	0.153	0.121	0.094	0.080
Manufacture of other fabricated metal products	0.110	0.197	0.214	0.149	0.199
MANUFACTURE OF MACHINERY AND EQUIPMENT N.E.C.	0.039	0.135	0.134	0.129	0.065
Manufacture of pumps, compressors, taps and valves..	0.009	0.040	0.226	-	-
Manufacture of ovens, furnaces and furnace burners..	-	0.273	0.314	0.149	0.113
Manufacture of other general purpose machinery.....	-	0.311	0.196	0.106	0.085
Manufacture of machinery for food and beverage processing	-	0.428	0.105	0.231	0.156
Manufacture of accumulators, primary cells and and primary batteries	0.084	-0.202	-2.463	-0.521	-0.513
MANUFACTURE OF MOTOR VEHICLES	0.090	0.146	0.159	0.039	0.100
Manufacture of bodies for motor vehicles.....	0.090	0.146	0.158	0.038	0.097
Manufacture of parts and accessories for motor vehicles and their engines.....	-	0.243	0.346	0.176	0.738
MANUFACTURE OF FURNITURE; MANUFACTURING N.E.C.	0.206	0.221	0.206	0.198	0.141
Manufacture of furniture; manufacturing n.e.c.....	0.206	0.221	0.206	0.198	0.141
T O T A L	0.186	0.196	0.199	0.160	0.197

PART VI

**STATISTICAL TABLES ON ELECTRICITY
INDUSTRIES**

1994/95 – 1998/99 (1987 – 1999 E.F.Y.)

NUMBER OF EMPLOYEES BY OCCUPATIONAL GROUP AND SEX IN ELECTRICITY INDUSTRY
1987-1991 E.F.Y (1994/95-1998/99 G.C)

TABLE 6.1

OCCUPATIONAL GROUP	NUMBER OF EMPLOYEES*											
	1987			1988			1989			1990		
	MALE	FEMALE	TOTAL	MALE	FEMALE	TOTAL	MALE	FEMALE	TOTAL	MALE	FEMALE	TOTAL
ADMINISTRATIVE, PROFESSIONAL AND TECHNICAL EMPLOYEES	1299	33	1332	1270	33	1303	1262	38	1300	1263	38	1301
CLERICAL AND SALES WORKERS	1531	547	2078	1497	544	2041	1487	622	2109	1489	622	2111
SKILLED PRODUCTION WORKERS	594	69	663	581	69	650	577	79	656	578	79	657
SEMI-SKILLED WORKERS	1724	40	1764	1686	40	1726	1675	46	1721	1677	46	1723
UNSKILLED WORKERS	2195	382	2577	2147	380	2527	2132	435	2567	2134	435	2569
TOTAL	7343	1071	8414	7181	1066	8247	7133	1220	8353	7141	1220	8361

*Excludes number of casual workers

NUMBER OF EMPLOYEES* BY WAGES AND SALARIES GROUP AND SEX IN ELECTRICITY INDUSTRY
1987 - 1991 E.F.Y. (1994/95 - 1998/99 G.C.)

TABLE 6.2

GROSS SALARY GROUP	NUMBER OF EMPLOYEES											
	1987			1988			1989			1990		
	MALE	FEMALE	TOTAL	MALE	FEMALE	TOTAL	MALE	FEMALE	TOTAL	MALE	FEMALE	TOTAL
105-204	1064	154	1218	537	60	597	498	208	706	535	214	749
205-304	1189	182	1371	699	77	776	887	84	971	885	91	976
305-504	2687	392	3079	1942	348	2290	1317	239	1556	1422	240	1662
505-704	1597	266	1863	2020	301	2321	2115	308	2423	2077	297	2374
705-1004	685	70	755	1593	254	1847	1702	324	2026	1632	322	1954
1005-1304	92	4	96	317	21	338	522	50	572	500	49	549
1305-2000	29	3	32	70	5	75	89	6	95	87	6	93
OVER 2000	-	-	-	3	-	3	3	1	4	3	1	4
TOTAL	7343	1071	8414	7181	1066	8247	7133	1220	8353	7141	1220	8361

* Refers to the number of permanent employees in the month of June according to Ethiopian Fiscal Year.

WAGES AND SALARIES* PAID BY OCCUPATIONAL GROUP IN ELECTRICITY INDUSTRY
1987 - 1991 E.F.Y. (1994/95 - 1998/99 G.C.)

TABLE 6.3

(IN '000 BIRR)

OCCUPATIONAL GROUP	1987	1988	1989	1990	1991
ADMINISTRATIVE, PROFESSIONAL AND TECHNICAL EMPLOYEES	10536	11064	13460	14563	15130
CLERICAL AND SALES WORKERS	10487	11013	13398	14495	15059
SKILLED PRODUCTION WORKERS	9825	10318	12552	13580	14108
SEMI-SKILLED WORKERS	9877	10372	12618	13652	14183
UNSKILLED WORKERS	12512	13140	15986	17295	17968
TOTAL	53237	55907	68014	73585	76448

* Includes Wages of Casual Workers

INSTALLED GENERATING CAPACITY AND ELECTRICITY PRODUCTION
1983 - 91 E.F.Y. (1990/91 - 1998/99 G.C.)

TABLE 6.4

YEAR	INSTALLED GENERATING CAPACITY (KW)				ELECTRICITY PRODUCTION (^{'000} KWH)			
	HYDRO	THERMAL	GEOTHERMAL	TOTAL	HYDRO	THERMAL	GEOTHERMAL	TOTAL
1983	372414	25305	-	397719	1097488	31734	-	1129222
1984	372414	28456	-	400870	1126814	20081	-	1146895
1985	377414	33077	-	410491	1251075	26912	-	1277987
1986	378214	35612	-	413826	1350367	44612	-	1394979
1987	378030	33457	-	411487	1416434	35576	-	1452010
1988	377750	41453	-	419203	1507455	42441	-	1549896
1989	377750	38307	-	416057	1566375	47776	-	1614151
1990	377750	40707	-	418457	1579495	48749	-	1628244
1991	377750	36451	7300	421501	1606168	20622	26299	1653089

QUANTITY OF ELECTRICITY SOLD AND REVENUE FROM SALES BY TYPE OF TARIFF
1987 - 1991 E.F.Y. (1994/95 - 1998/99 G.C.)

TABLE 6.5

TYPE OF TARIFF	1987		1988		1989		1990		1991	
	ELECTRICITY SOLD		ELECTRICITY SOLD		ELECTRICITY SOLD		ELECTRICITY SOLD		ELECTRICITY SOLD	
	('000 KWH)	('000 BIRR)	('000 KWH)	('000 BIRR)	('000 KWH)	('000 BIRR)	('000 KWH)	('000 BIRR)	('000 KWH)	('000 BIRR)
DOMESTIC	512224	89277	551670	102144	573629	126478	524079	150147	498858	174955
COMMERCIAL	141715	55318	154811	62144	189922	82037	278065	146304	304116	189549
STREET LIGHTING	7974	2937	7311	2728	7935	2704	9311	3292	11035	4703
INDUSTRIAL	516444	133747	554058	148822	551120	151462	547045	210987	518323	245182
TOTAL	1178357	281279	1267850	315838	1322606	362681	1358500	510730	1332332	614389

**GROSS REVENUE FROM SALES, TOTAL INTERMEDIATE COST AND
VALUE ADDED IN ELECTRICITY INDUSTRY**
1987 - 1991 E.F.Y. (1994/95 - 1998/99 G.C.)

TABLE 6.6

(IN '000 BIRR)

YEAR	GROSS REVENUE FROM SALES	TOTAL INTERMEDIATE COST	VALUE ADDED
	1	2	3 = (1-2)
1987	292710	97201	195509
1988	363607*	110395	252212
1989	432985	144047	288938
1990	646044	155049	490995
1991	723052	189006	534046

VALUE OF FIXED ASSETS BY TYPE IN ELECTRICITY INDUSTRY

1987 - 1991 E.F.Y. (1994/95 - 1998/99 G.C.)

TABLE 6.7

(IN ' 000 BIRR)

TYPE OF FIXED ASSETS	1987	1988	1989	1990	1991
RESIDENTIAL & NON - RESIDENTIAL BUILDINGS	88795	157428	162927	146997	128957
OTHER CONSTRUCTION & WORKS	247014	273713	296846	294561	283076
MACHINERY & EQUIPMENT	436311	819076	949504	952000	939512
VEHICLES	5652	18589	15728	8879	14254
OTHERS	2329	1982	1569	1607	1720
TOTAL	780101	1270788	1426574	1404044	1367519

INVESTMENT IN FIXED ASSETS BY TYPE OF FIXED ASSETS IN ELECTRICITY INDUSTRY

1987 - 1991 E.F.Y. (1994/95 - 1998/99 G.C.)

TABLE 6.8

(IN ' 000 BIRR)

TYPE OF FIXED ASSETS	1987	1988	1989	1990	1991
RESIDENTIAL & NON - RESIDENTIAL BUILDINGS	-	87828	22220	1483	-
OTHER CONSTRUCTION & WORKS	4292	31730	30962	4490	-
MACHINERY & EQUIPMENT	1695	411526	163952	38034	25005
VEHICLES	962	16470	2092	5276	11166
OTHERS	-	110	-	400	555
TOTAL	6949	547664	219226	49683	36726

ANNEX : SURVEY QUESTIONNAIRE

**CONFIDENTIAL
FOR STATISTICAL USE ONLY**

FOR OFFICE USE ONLY

QUEST.(MI) _____

NAME OF ESTABLISHMENT _____

ISIC _____

SR.NO. _____

**THE FEDERAL DEMOCRATIC REPUBLIC OF ETHIOPIA
CENTRAL STATISTICAL AUTHORITY**

**ANNUAL SURVEY OF MANUFACTURING INDUSTRY
(19.....)**

**ADDIS ABABA
APRIL 2000**

SURVEY OF LARGE AND MEDIUM MANUFACTURING INDUSTRIES

ITEM 1 - IDENTIFICATION PARTICULARS

1.1 ADDRESS OF THE ESTABLISHMENT

1	2	3	4	5	6	7	8
KILLIL	ZONE	WEREDA	TOWN	HIGHER	KEBELE	HOUSE NO.	QUES. L. M.
<div style="border: 1px solid black; height: 15px; width: 100%;"></div>	<div style="border: 1px solid black; height: 15px; width: 100%;"></div>	<div style="border: 1px solid black; height: 15px; width: 100%;"></div>	<div style="border: 1px solid black; height: 15px; width: 100%;"></div>	<div style="border: 1px solid black; height: 15px; width: 100%;"></div>	<div style="border: 1px solid black; height: 15px; width: 100%;"></div>	<div style="border: 1px solid black; height: 15px; width: 100%;"></div>	<div style="border: 1px solid black; height: 15px; width: 100%;"></div>
<div style="border: 1px solid black; height: 15px; width: 100%;"></div>	<div style="border: 1px solid black; height: 15px; width: 100%;"></div>	<div style="border: 1px solid black; height: 15px; width: 100%;"></div>	<div style="border: 1px solid black; height: 15px; width: 100%;"></div>	<div style="border: 1px solid black; height: 15px; width: 100%;"></div>	<div style="border: 1px solid black; height: 15px; width: 100%;"></div>	<div style="border: 1px solid black; height: 15px; width: 100%;"></div>	<div style="border: 1px solid black; height: 15px; width: 100%;"></div>

9	10	11	12
ISIC NO. (FOR OFFICE USE)	REGISTERED NAME OF ESTABLISHMENT/OWNER	SR.NO.OF ESTAB. (For Office)	TELEPHONE NO.
<div style="border: 1px solid black; height: 15px; width: 100%;"></div>	<div style="border: 1px solid black; height: 15px; width: 100%;"></div>	<div style="border: 1px solid black; height: 15px; width: 100%;"></div>	<div style="border: 1px solid black; height: 15px; width: 100%;"></div>
<div style="border: 1px solid black; height: 15px; width: 100%;"></div>	<div style="border: 1px solid black; height: 15px; width: 100%;"></div>	<div style="border: 1px solid black; height: 15px; width: 100%;"></div>	<div style="border: 1px solid black; height: 15px; width: 100%;"></div>

1.2 ADDRESS OF HEAD OFFICE IF SEPARATE FROM FACTORY

1	2	3	4	5	6	7	8	9
KILLIL	ZONE	WEREDA	TOWN	HIGHER	KEBELE	HOUSE NO.	TELEPHONE NO.	P.O.BOX NO.
<div style="border: 1px solid black; height: 15px; width: 100%;"></div>	<div style="border: 1px solid black; height: 15px; width: 100%;"></div>	<div style="border: 1px solid black; height: 15px; width: 100%;"></div>	<div style="border: 1px solid black; height: 15px; width: 100%;"></div>	<div style="border: 1px solid black; height: 15px; width: 100%;"></div>	<div style="border: 1px solid black; height: 15px; width: 100%;"></div>	<div style="border: 1px solid black; height: 15px; width: 100%;"></div>	<div style="border: 1px solid black; height: 15px; width: 100%;"></div>	<div style="border: 1px solid black; height: 15px; width: 100%;"></div>
<div style="border: 1px solid black; height: 15px; width: 100%;"></div>	<div style="border: 1px solid black; height: 15px; width: 100%;"></div>	<div style="border: 1px solid black; height: 15px; width: 100%;"></div>	<div style="border: 1px solid black; height: 15px; width: 100%;"></div>	<div style="border: 1px solid black; height: 15px; width: 100%;"></div>	<div style="border: 1px solid black; height: 15px; width: 100%;"></div>	<div style="border: 1px solid black; height: 15px; width: 100%;"></div>	<div style="border: 1px solid black; height: 15px; width: 100%;"></div>	<div style="border: 1px solid black; height: 15px; width: 100%;"></div>

ITEM 2 - BASIC INFORMATION ABOUT THE ESTABLISHMENT

<p>2.1 MAJOR PRODUCTS OF THE ESTABLISHMENT (ENUMERATE IN ORDER OF THEIR VALUE OF SALES)</p> <p>_____</p> <p>2.2 IF MULTI-ESTABLISHMENT ENTERPRISE, NUMBER OF ESTAB.</p> <p>2.3 DATE OF COMMENCEMENT OF OPERATION (IN ETHIOPIAN CALENDAR YEAR)</p> <p>2.4 DO YOU KEEP BOOKS OF ACCOUNTS? YES =1 NO =2 (IF YES ATTACH DETAILED STATEMENT OF ACCOUNTS)</p> <p>2.5 IF THE ANSWER IS YES TO 2.4 STATE ACCORDING TO WHICH CALENDAR YEAR YOUR ACCOUNTS AND BOOKS ARE BEING KEPT</p> <p>ETHIOPIAN FISCAL YEAR ----- (YEAR ENDING JULY 7) =1</p> <p>ETHIOPIAN CALENDAR YEAR (YEAR ENDING SEPT. 10) =2</p> <p>GREGORIAN CALENDAR YEAR (YEAR ENDING DEC. 31) =3</p> <p>OTHERS (SPECIFY) _____ =4</p>	<div style="text-align: center;">1</div> <div>2.2 <div style="border: 1px solid black; width: 20px; height: 20px; display: inline-block;"></div></div> <div style="text-align: center;">2</div> <div>2.3 <div style="border: 1px solid black; width: 40px; height: 20px; display: inline-block;"></div></div> <div style="text-align: center;">3</div> <div>2.4 <div style="border: 1px solid black; width: 20px; height: 20px; display: inline-block;"></div></div> <div style="text-align: center;">4</div> <div>256 <div style="border: 1px solid black; width: 20px; height: 20px; display: inline-block;"></div></div>
-----------------------------------------------------------------------------------------------------------------------------------------------------------------------------------------------------------------------------------------------------------------------------------------------------------------------------------------------------------------------------------------------------------------------------------------------------------------------------------------------------------------------------------------------------------------------------------------------------------------------------------------------------------------------------------------------	-----------------------------------------------------------------------------------------------------------------------------------------------------------------------------------------------------------------------------------------------------------------------------------------------------------------------------------------------------------------------------------------------------------------------------------------------------------------------------------------------------------------------------------------------------------------------------------------------------------------------------

2.6 TYPE OF OWNERSHIP

PRIVATE/CO-OPERATIVE = 1 PUBLIC = 2
PUBLIC/PRIVATE = 3 % SHARE _____

2.7 IF THE ANSWER TO 2.7 IS CODE 1 WHAT IS THE LEGAL FORM OF ORGANIZATION?

INDIVIDUAL PROPRIETOR ----- = 1
PARTNERSHIP ----- = 2
SHARE COMPANY ----- = 3
PRIVATE LIMITED COMPANY ----- = 4
CO-OPERATIVE ----- = 5
OTHER (SPECIFY) _____ = 6

2.8 NUMBER OF OWNERS OF THE ESTABLISHMENT BY SEX

2.9 INITIAL PAID-UP CAPITAL BY OWNERSHIP AND SEX

1. PRIVATE ETHIOPIAN MALE BIRR _____
2. PRIVATE ETHIOPIAN FEMALE BIRR _____
3. PRIVATE NON-ETHIOPIAN BIRR _____
4. PUBLIC BIRR _____
5. OTHERS (SPECIFY) _____ BIRR _____
6. TOTAL BIRR _____

2.10 NUMBER OF MONTHS THE ESTABLISHMENT OPERATED DURING 1988 E.F.Y. (1995/96 G.C..)

2.11 WHAT WERE THE THREE MAJOR PROBLEMS THAT PREVENTED YOU FROM OPERATING FULL YEAR (ENUMERATE IN ORDER OF IMPORTANCE)

SHORTAGE OF RAW MATERIALS ----- = 1
SHORTAGE OF SPARE PARTS ----- = 2
SHORTAGE OF FOREIGN EXCHANGE ----- = 3
GETTING MARKET/CUSTOMERS ----- = 4
LACK OF WORKING CAPITAL ----- = 5
SHORTAGE OF ELECTRIC & WATER SUPPLY ----- = 6
REPEATED BREAKAGE OF MACHINERY ----- = 7
GOVERNMENT RULES & REGULATIONS ----- = 8
OTHERS (SPECIFY) _____ = 9

2.12 OWNERSHIP OF NON-RESIDENTIAL BUILDINGS

PRIVATELY OWNED = 1
RENTED = 2
OTHERS (SPECIFY) _____ = 3

2.13 IF PRIVATELY OWNED, WHAT WAS THE SOURCE OF OWNERSHIP?

INHERITED = 1 COCONSTRUCTED BY THE EST. = 3
PROVIDED FREE = 2 OTHER (SPECIFY) _____ = 4

2.6 ☐2.7 ☐

2.8

7		
MALE	FEM.	TOTAL

2.9

8					
1.					
9					
2.					
10					
3.					
11					
4.					
12					
5.					
13					
6.					

2.10 ☐2.11 ☐

16 ☐
17 ☐

2.12 ☐2.13 ☐

ITEM 3 - NUMBER OF PERSONS ENGAGED AND WAGES AND SALARIES

3.1 NUMBER OF PERSONS ENGAGED IN 19----

SR. NO.	GENERAL OCCUPATION	NUMBER OF PERSONS ENGAGED AS OF THE LAST PAY PERIOD OF WORKING DAY IN 19----														PERSON/ MONTHS	WAGES
		MESKEREM			TAHSAS			MEGABIT			SENE						
		ETHIOPIAN		FOR.	ETHIOPIAN		FOR.	ETHIOPIAN		FOR.	ETHIOPIAN		FOR.				
		MALE	FEMALE		MALE	FEMALE		MALE	FEMALE		MALE	FEMALE					
1	2	3	4	5	6	7	8	9	10	11	12	13	14	15	16		
1	WORKING PROPRIETORS, ACTIVE PARTNERS AND FAMILY WORKERS																
2	UN-PAID APPERENTICES																
3	ADMINISTRATIVE, TECHNICAL EMPLOYEES, CLERICAL AND OFFICE WORKERS																
4	PRODUCTION WORKERS																
5	PAID APPERENTICES																
6	SEASONAL & TEMPORARY WORKERS																
7	TOTAL																

NB :- SR.NO 3 AND 4 SHOULD INCLUDE ONLY PERMANENT EMPLOYEES

3.2 WAGES AND SALARIES AND OTHER EMPLOYEE BENEFITS PAID (IN BIRR) IN 19----

SR. NO.	GENERAL OCCUPATION	GROSS ANNUAL WAGES AND SALARIES PAID*				EMPLOYEES BENEFITS		ESTABLISHMENTS CONTRIBUTION ON BEHALF OF EMPLOYEES TO PENSION, LIFE AND CASUALTY INSURANCE SCHEMES	NO. OF S H I F T S	HRS. PER DAY	M O N T H S	NO. OF WORKERS PER SHIFT
		ETHIOPIAN		FOREIGNERS	TOTAL	COMMISSION, BONUSES, PROFESSIONAL AND HARDSHIP ALLOWANCES (EXCLUDING CAR ALLOWANCE AND PERDIEM)	ACTUAL COST TO THE ESTABLISHMENT OF FOOD, LODGING, MEDI- CAL & OTHER BENEFITS PROVIDED TO EMPLOY- EES FREE OF CHARGE					
		MALE	FEMALE									
1	2	3	4	5	6 = (3 + 4 + 5)	7	8	9	10	11	12	13
1	PAID APPRENTICES											
2	ADMINISTRATIVE, TECHNICAL EMPLOYEES, CLERICAL & OFF. WORKERS											
3	PRODUCTION WORKERS											
4	TOTAL											

* HERE WAGES AND SALARIES FOR SEASONAL AND TEMPORARY WORKERS SHOULD BE EXCLUDED.

3.3 NUMBER OF PERMANENT EMPLOYEES BY BASIC SALARY GROUP*

SR. NO.	SEX	UNDER 75	75 AND UNDER 105	105 AND UNDER 150	150 AND UNDER 200	200 AND UNDER 250	250 AND UNDER 300	300 AND UNDER 400	400 AND UNDER 500	500 AND UNDER 700	700 AND UNDER 1000	1000 AND UNDER 1500	15000 AND UNDER 2000	2000 AND OVER	TOTAL
1	2	3	4	5	6	7	8	9	10	11	12	13	14	15	16
1	MALE														
2	FEMALE														
3	TOTAL														

* NUMBER OF PERMANENT EMPLOYEES BY SEX & BASIC SALARY GROUP COULD BE COMPILED FROM THE PAYROLL OF LAST PERIOD OF WORKING DAY IN SENE.

У

У

У

У

У

У

ITEM 5 - VALUE OF STOCKS (IN BIRR) IN 19----

SR. NO.	STOCKS OF	BEGINNING OF THE YEAR										END OF THE YEAR										DIFFERENCE (END YEAR - BEG. YEAR)										
1	2	3										4										5 = 4 - 3										
1	FINISHED GOODS																															
2	SEMI-FINISHED GOODS																															
3	RAW MATERIALS																															

ITEM 6 - COST AND QUANTITY OF RAW MATERIALS, PARTS AND CONTAINERS USED AND PAYMENTS FOR OTHER VARIOUS EXPENSES (IN BIRR) IN 19----

6.1 COST AND QUANTITY OF RAW MATERIALS, PARTS AND CONTAINERS USED (VALUE IN BIRR) IN 19----

SR. NO.	DESCRIPTION OF PRINCIPAL RAW MATERIALS, PARTS & CONTAINERS USED	U/M	RAW MATERIAL CODE	U/M CODE	LOCAL		IMPORTED		TOTAL	
					QUANTITY	VALUE	QUANTITY	VALUE	QUANTITY	VALUE
1	2	3	4	5	6	7	8	9	10 = 6 + 8	11 = 7 + 9
0 1										
0 2										
0 3										
0 4										
0 5										
0 6										
0 7										
0 8	SPARE PARTS									
0 9	AUXILIARY MATERIALS									
1 0	TOTAL									

N.B: ONLY THE PRINCIPAL RAW MATERIALS USED IN THE REFERENCE YEAR SHOULD BE DESCRIBED IN THE SPACES PROVIDED.
VALUE OF PARTS & CONTAINERS USED AND OTHER NON-PRINCIPAL MATERIALS SHOULD BE INCLUDED UNDER AUXILIARY MATERIALS.

6.2 OTHER INDUSTRIAL COSTS (VALUE IN BIRR) IN 19----

SR. NO.	TYPE	U/M	UNIT CODE	QUANTITY	VALUE OF FUEL & LUBRICATING OIL*	ELECTRICITY		WOOD AND CHARCOAL FOR ENERGY	OTHER EXPENSES				TOTAL
						(KWH) CONSUMED	VALUE		WATER CONSUMED	COST OF CONTRACT WORK DONE BY OTHERS FOR THIS ESTAB.	COST OF GOODS BOUGHT AND RESOLD	COST OF REPAIR & MAINTENANCE WORK DONE BY OTHERS FOR THE ESTAB.	
1	2	3	4	5	6	7	8	9	10	11	12	13	14 = 6+8+9+10+12+13
1	FUEL OIL												
2	DIESEL FUEL OIL												
3	OTHERS(SPECIFY)												
4	a.												
5	b.												
6	c.												
7	d.												
7	TOTAL												

* PLEASE DO NOT INCLUDE HERE FUEL FOR TRANSPORT

6.3 OTHER NON-INDUSTRIAL EXPENSES (IN BIRR) IN 19----

SR. NO.	LICENSE FEE	ADVERTISING	STATIONARY, TELEPHONE & MAILING EXPENSES	PAYMENTS FOR ACCOUNTING, LEGAL COMMISSION, etc.	TRANSPORT COST	INTEREST PAID	BANK CHARGES	DIVIDENDS PAID	RENT PAYABLE FOR RENTAL OF STRUCTURES AND EQUIPMENT	INSURANCE PREMIUM ON PROPERTY	OTHERS
1	2	3	4	5	6	7	8	9	10	11	12
1											

TOTAL											
13 = (2+3+4+...+10+12)											

6.4 TAXES PAID (IN BIRR) IN 19----

SR. NO.	INDIRECT TAXES PAID**	INCOME TAX PAID ON PROFIT	TOTAL
1	2	3	4
1			

** DUTIES AND INDIRECT TAXES COLLECTED, i.e., TRANSACTION, TURNOVER AND EXCISE TAX etc.

92

92

92

92

92

92

9

9

9

9

9

**8.3 WHAT WERE THE THREE MAJOR PROBLEMS THAT PREVENTED
THE ESTABLISHMENT FROM OPERATING WITH FULL CAPACITY**

		CODE
SHORTAGE OF SUPPLY OF RAW MATERIALS	= 1	
SHORTAGE OF SPARE PARTS	= 2	1 <input type="checkbox"/>
GETTING MARKET/CUSTOMERS	= 3	2 <input type="checkbox"/>
LACK OF CREDIT FROM BANKS AND OTHER SOURCES	= 4	3 <input type="checkbox"/>
LACK OF FOREIGN EXCHANGE	= 5	
LACK OF TECHNICAL KNOW HOW	= 6	
OTHERS (SPECIFY) _____	= 7	

**8.4 WHAT ARE THE THREE MAJOR PROBLEMS THAT ARE FACING
THE ESTABLISHMENT AT PRESENT**

		CODE
SHORTAGE OF SUPPLY OF RAW MATERIALS	= 1	
SHORTAGE OF SPARE PARTS	= 2	
DIFFICULT MARKET COMPETITION	= 3	1 <input type="checkbox"/>
GETTING MARKET/CUSTOMERS	= 4	2 <input type="checkbox"/>
SHORTAGE OF WORKING CAPITAL	= 5	3 <input type="checkbox"/>
FREQUENT MACHINE BREAKAGE	= 6	
INCONVENIENT WORKING PLACE	= 7	
PROBLEMS WITH WORKERS	= 8	
GOVERNMENT RULES & REGULATION	= 9	
NO PROBLEMS FACED	= 10	
OTHERS (SPECIFY) _____	= 11	

ITEM 9 - REMARKS

ITEM 10 - NAME OF PERSON TO CONTACT REGARDING THIS REPORT		
I CERTIFY THAT THE PRECEDING INFORMATION IS COMPLETE AND CORRECT TO THE BEST OF MY KNOWLEDGE.		
NAME _____	TITLE _____	
SIGNATURE _____	TEL. NO. _____	
DATE _____	OFFICIAL SEAL _____	

ITEM 11 - NAME OF ENUMERATOR AND SUPERVISOR		
NAME OF ENUMERATOR _____	SIGNATURE _____	DATE _____
NAME OF SUPERVISOR _____	SIGNATURE _____	DATE _____
HEAD OF STATISTICS (BRANCH OFF.) _____	SIGNATURE _____	DATE _____