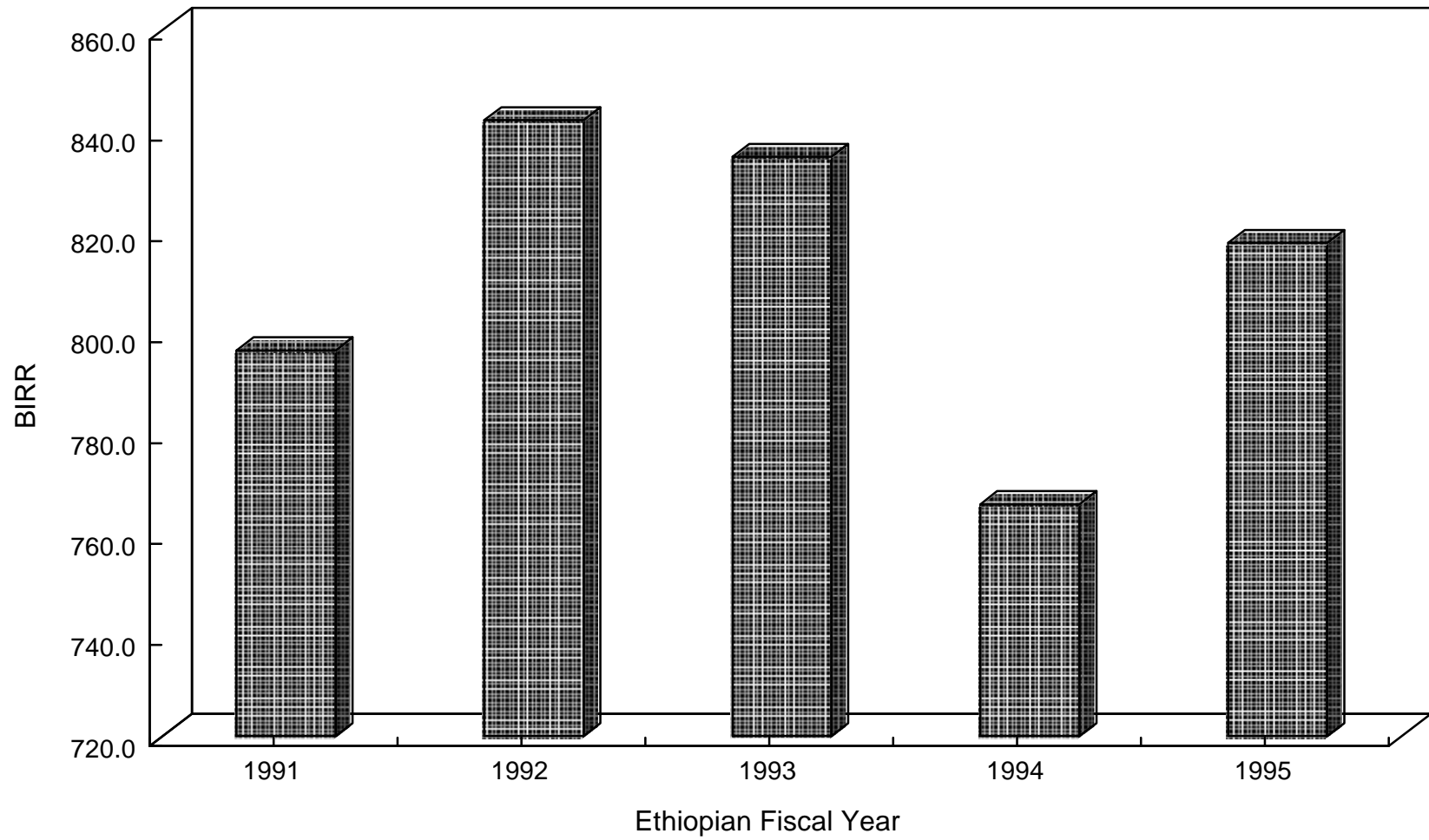
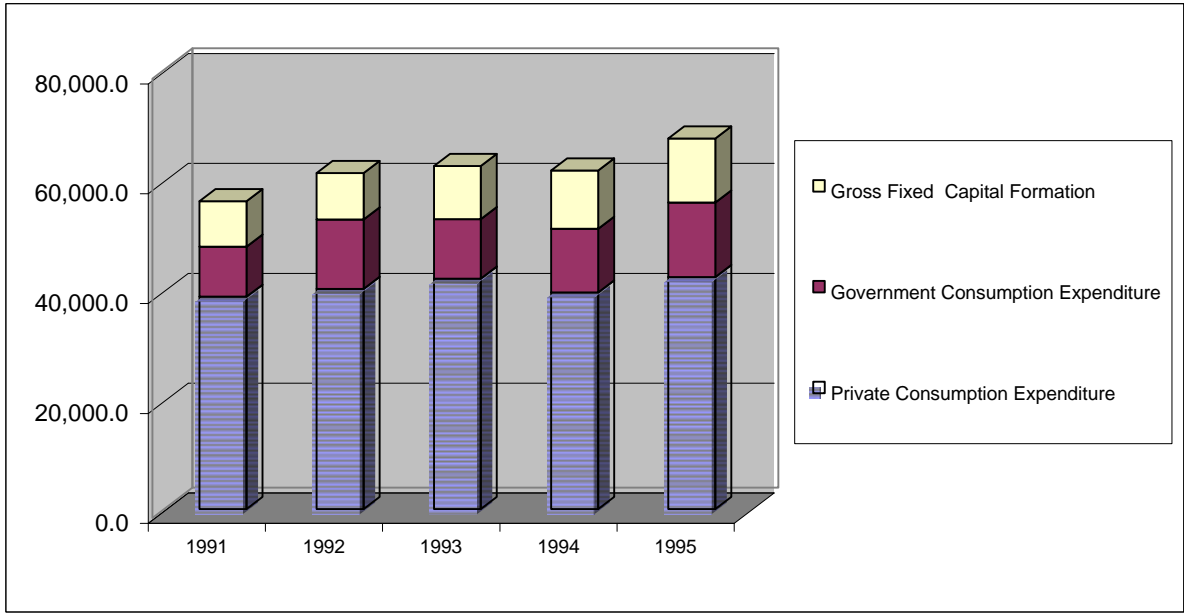


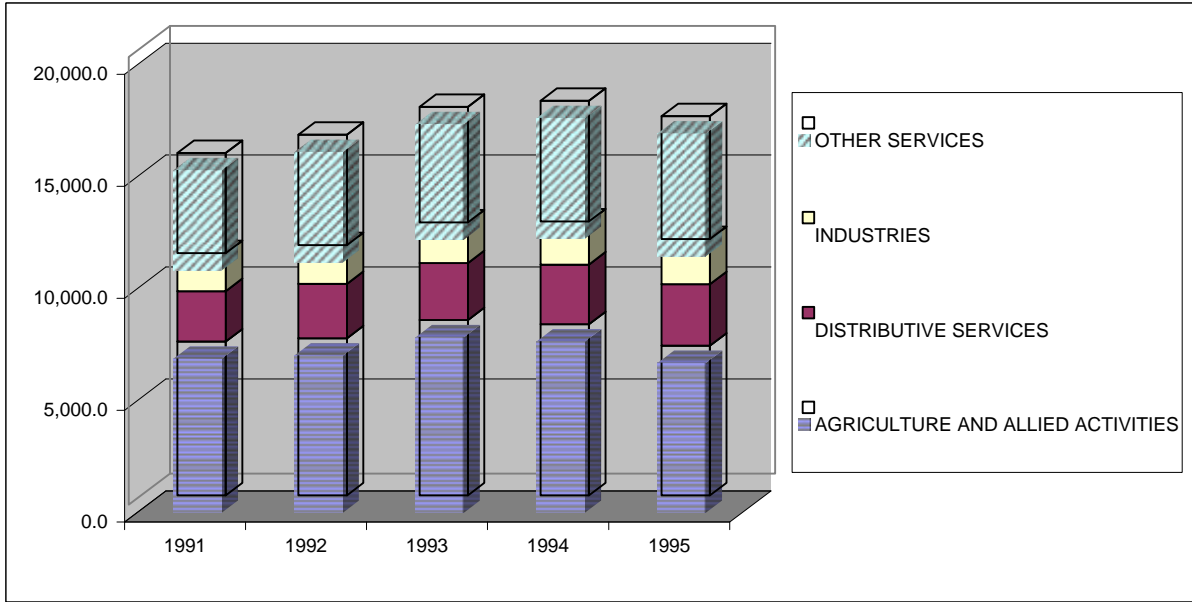
J.1 GNP PER CAPITA AT MARKET PRICES



**J.2 EXPENDITURE ON GROSS NATIONAL PRODUCT AT MARKET PRICES  
( MILLION BIRR )**



**J.3 GDP BY INDUSTRIAL ORIGIN AT CONSTANT FACTOR COST  
( MILLION BIRR )**



**የሀገር ሀብት ውጤት ማጠቃለያ**  
**SUMMARY OF NATIONAL ACCOUNTS STATISTICS**

ሠንጠረዥ በ-1	በሚሊዮን ብር					IN MILLION BIRR
	1991	1992	1993	1994 (Pre- Estimate)	1995 (Pre- Estimate)	
1 ጠቅላላ የሀገር ውስጥ ምርት በጊዜው በተሠራበት ዋጋ	44,926.0	48,785.1	49,186.7	46,454.3	50,739.2	1. GROSS DOMESTIC PRODUCT AT CURRENT FACTOR COST
2 ከውጭ አገር የተገኘ የተጣራ የሥነ ምግባር የንብረት ገቢ	(392.1)	(488.9)	(426.4)	(457.9)	(567.2)	2. NET FACTOR INCOME FROM ABROAD
3 ጠቅላላ ብሔራዊ ምርት በተሰጠበት ዋጋ (1+2)	44,533.9	48,296.2	48,760.3	45,996.4	50,172.0	3. GROSS NATIONAL PRODUCT AT FACTOR COST (1+2)
4 ቀጥተኛ ያልሆኑ ቀረጠኞች	3,877.3	*4,404.7	5,024.0	5,478.5	6,338.1	4. INDIRECT TAXES (NET OF SUBSIDIES)
5 ጠቅላላ ብሔራዊ ምርት በገበያ ዋጋ (3+4)	48,411.2	52,700.9	53,784.3	51,474.9	56,510.1	5. GROSS NATIONAL PRODUCT AT MARKET PRICE (3+4)
6 ጠቅላላ የአገር ውስጥ ካፒታል ክምችት	8,268.1	8,431.8	9,646.0	10,613.5	11,674.9	6. GROSS DOMESTIC CAPITAL FORMATION
7 ጠቅላላ የካፒታል ክምችት ከጠቅላላው ብሔራዊ ምርት/በገበያ ዋጋ/ ጋር ሲመጣጠን (በመቶኛ)	17.1	16.0	17.9	20.7	20.7	7. GROSS DOMESTIC CAPITAL FORMATION AS PERCENT OF GROSS NATIONAL PRODUCT AT MARKET PRICES
8 ጠቅላላ ብሔራዊ ምርት በገበያ ዋጋ በብር/	796.5	842.1	834.9	766.0	817.8	8. GROSS NATIONAL PRODUCT PER CAPITA (AT MARKET PRICE IN BIRR)
9 የ1973 እንደ መቶ በማሰብ አጠቃላይ የምርት ዋጋ መመጠኛ	280.3	288.9	270.4	251.4	285.8	9. IMPLICIT PRICE INDEX (1980/81 = 100)
10 ጠቅላላ የአገር ውስጥ ምርት ዓመታዊ ስድገት ያለፈውን ዓመት እንደ መቶ በማሰብ /በ1973 ዋጋ/	6.0	5.4	7.7	1.6	(3.9)	10. ANNUAL RATE OF GROWTH IN REAL GROSS DOMESTIC PRODUCT AT 1980/81 PRICES (WITH PREVIOUS YEAR AS 100)
	1998/1999	1999/2000	2000/2001	2001/2002	2002/2003	

1993 - የመጀመሪያ ደረጃ ስሌት  
 2000/2001- Provisional  
 Figures in ( ) are negative values  
 The series of "-" meaning data not available is due to lack of information.  
 \* Revised figures.  
 Data Source: Ministry of Finance and Economic Development (MoFED)

**ጠቅላላ ብሔራዊ ምርት ላይ የተደረገ ወጪ በጊዜው የገበያ ዋጋ**  
**EXPENDITURE ON GROSS NATIONAL PRODUCT AT CURRENT MARKET PRICES**

ውክራናው በ-2	በሚሊዮን ብር					IN MILLION BIRR
	1991	1992	1993	1994 (Pre- Estimate)	1995 (Pre- Estimate)	
ግላዊ የአላቂ ስቃዎችና ግልጋሎቶች ፍጆታ ወጪ	38,631.7	40,041.4	41,894.7	39,401.0	42,200.6	Private Consumption Expenditure
መንግሥታዊ የአላቂ ስቃዎችና ግልጋሎቶች ፍጆታ ወጪ						Government Consumption Expenditure
ግልጋሎቶች ፍጆታ ወጪ	9,127.0	12,668.3	10,882.1	11,600.3	13,560.8	
ጠቅላላ የማይንቀሳቀስ ካፒታል ክምችት ላይ የተደረገ ወጪ						Gross Fixed Capital Formation
ጠቅላላ የማይንቀሳቀስ ካፒታል ክምችት ላይ የተደረገ ወጪ	8,268.1	8,431.8	9,646.0	10,613.5	11,674.9	
በፍጆታና በካፒታል ክምችት ላይ የተደረገ ወጪ	56,026.8	61,141.5	62,422.8	61,442.8	67,436.2	Expenditure on consumption and Gross capital formation
ወደ ውጭ ከተላኩ ስቃዎችና ግልጋሎቶች የተገኘ	6,878.0	*8,017.6	7,981.5	8,027.4	9,778.0	Export of Goods and Services
ከውጭ አገር ለገቡ ስቃዎችና ግልጋሎቶች የተደረገ ወጪ ሲቀንስ	*14,101.5	*15,969.3	16,193.6	17,709.5	20,137.0	Less Imports of Goods and Services
ጠቅላላ የሀገር ውስጥ ምርት ወጪ በገበያ ዋጋ	48,803.3	53,189.8	54,210.7	51,932.8	57,077.3	Expenditure on Gross Domestic Product at Current Market Prices
ከውጭ አገር የተገኘ የተባራ የሥራና የንብረት ገቢ	(392.1)	(488.9)	(426.4)	(457.9)	(567.2)	Net Factor Income from Abroad
ጠቅላላ ብሔራዊ ምርት ላይ የተደረገ ወጪ	48,411.2	52,700.9	53,784.3	51,474.9	56,510.1	Expenditure on Gross National Product
<b>በፐርሰንቲጅ ሲተነተን</b>						<b>PERCENTAGE SHARE</b>
ግላዊ የአላቂ ስቃዎችና ግልጋሎቶች ፍጆታ ወጪ	79.8	76.0	77.9	76.5	74.7	Private Consumption Expenditure
መንግሥታዊ የአላቂ ስቃዎችና ግልጋሎቶች ፍጆታ ወጪ	18.8	24.0	20.2	22.5	24.0	Government Consumption Expenditure
ግልጋሎቶች ፍጆታ ወጪ						
ጠቅላላ የማይንቀሳቀስ ካፒታል ክምችት ላይ የተደረገ ወጪ	17.1	16.0	17.9	20.7	20.7	Gross Fixed Capital Formation
ወደ ውጭ ከተላኩ ስቃዎችና ግልጋሎቶች የተገኘ	14.2	15.2	14.8	15.6	17.3	Export of Goods and Services
ከውጭ አገር ለገቡ ስቃዎችና ግልጋሎቶች የተደረገ ወጪ ሲቀንስ	29.1	30.3	30.1	34.4	35.6	Less Imports of Goods and Services
ከውጭ አገር የተገኘ የተባራ የሥራና የንብረት ገቢ	(0.8)	(0.9)	(0.8)	[0.9]	(1.0)	Net Factor Income from Abroad
ጠቅላላ ብሔራዊ ምርት ላይ የተደረገ ወጪ	100.0	100.0	100.0	100.0	100.0	Expenditure on Gross National Product
	1998/99	1999/2000	2000/2001	2001/2002	2002/2003	

1993- የመጀመሪያ ደረጃ ስሌት  
 2000/2001- Provisional  
 Figures in () are negative values  
 The series of "-" meaning data not available is due to lack of information.  
 \* Revised figures.  
 Data Source: Ministry of Finance and Economic Development (MoFED)

