

C-5/5


16/5/92

0004/13

**THE FEDERAL DEMOCRATIC REPUBLIC OF ETHIOPIA
CENTRAL STATISTICAL AUTHORITY**

**REPORT ON LARGE AND MEDIUM SCALE
MANUFACTURING AND ELECTRICITY
INDUSTRIES SURVEY**

NOVEMBER 2004



**ADDIS ABABA
NOVEMBER 2004**

321- STATISTICAL BULLETIN - 321

**PREPARED AND PRINTED BY
CENTRAL STATISTICAL AUTHORITY
P.O.BOX 1143 ADDIS ABABA
Tel. 55-30-11**

CONTENTS

	<u>PAGE NO.</u>
LIST OF TABLES.....	II
LIST OF FIGURES	IX
ABBREVIATIONS	IX
 PART I INTRODUCTION AND OBJECTIVES OF THE SURVEY	
1. INTRODUCTION.....	1
2. OBJECTIVES OF THE SURVEY.....	2
PART II SURVEY METHODOLOGY, DATA COLLECTION AND PROCESSING	
1. SCOPE, COVERAGE AND CONTENT.....	3
2. BASIC CONCEPTS AND DEFINITIONS.....	4
3. TRAINING OF FIELD STAFF.....	7
4. METHOD OF DATA COLLECTION AND FIELD ORGANIZATION	8
5. DATA PROCESSING.....	9
a. EDITING, CODING AND VERIFICATION.....	9
b. DATA ENTRY, CLEANING AND TABULATION	9
 PART III. SUMMARY OF THE MAJOR FINDINGS OF THE SURVEY.....	13
PART IV. STATISTICAL TABLES ON LARGE AND MEDIUM SCALE MANUFACTURING INDUSTRIES, 2002/2003 (1995 E.F.Y.).....	39
PART V. STTISTICAL TABLES ON TIME SERIES DATA OF LARGE AND MEDIUM SCALE MANUFACTURING INDUSTRIES, 1998/99 – 2002/2003 (1991 – 1995 E.F.Y.).....	163
PART VI. STATISTICAL TABLES ON ELECTRICITY INDUSTRIES, 1998/99- 2002/2003 (1991-1994 E.F.Y.)	209
ANNEX: SURVEY QUESTIONNAIRE	215

LIST OF TABLES

PART III SUMMARY OF SELECTED SURVEY RESULTS

<u>TABLE NO.</u>	<u>PAGE NO.</u>
SUMMARY TABLE 3.1	
DISTRIBUTION OF LARGE AND MEDIUM SCALE MANUFACTURING INDUSTRIES BY REGIONAL STATES AND INDUSTRIAL GROUP PUBLIC AND PRIVATE.....	14
SUMMARY TABLE 3.2	
NUMBER OF PERSONS ENGAGED BY INDUSTRIAL GROUP – PUBLIC AND PRIVATE.....	16
SUMMARY TABLE 3.3	
NUMBER OF EMPLOYEES BY INDUSTRIAL GROUP – PUBLIC AND PRIVATE.....	17
SUMMARY TABLE 3.4	
PERCENTAGE DISTRIBUTION OF VALUE ADDED BY INDUSTRIAL GROUP – PUBLIC AND PRIVATE.....	18
SUMMARY TABLE 3.5	
RATIO OF IMPORTED TO TOTAL RAW MATERIAL COSTS BY INDUSTRIAL GROUP - PUBLIC AND PRIVATE.....	20
SUMMARY TABLE 3.6	
RATIO OF MAJOR INDICATORS – PUBLIC AND PRIVATE	22
SUMMARY TABLE 3.7	
RATIO OF COST OF ENERGY CONSUMED TO TOTAL INDUSTRIAL COST BY INDUSTRIAL GROUP – PUBLIC AND PRIVATE.....	23

TABLE NO.**PAGE NO.****SUMMARY TABLE 3.8**

RATIO OF VALUE ADDED TO GROSS VALUE OF PRODUCTION BY INDUSTRIAL GROUP – PUBLIC AND PRIVATE.....	25
--	----

SUMMARY TABLE 3.9

RATIO OF COST OF LABOUR TO GROSS VALUE OF PRODUCTION BY INDUSTRIAL GROUP-PUBLIC AND PRIVATE	26
--	----

SUMMARY TABLE 3.10

RATIO OF OPERATING SURPLUS TO GROSS VALUE OF PRODUCTION BY INDUSTRIAL GROUP-PUBLIC AND PRIVATE...	27
--	----

SUMMARY TABLE 3.11

PERCENTAGE DISTRIBUTION OF ESTABLISHMENTS BY FIRST MAJOR REASON FOR NOT BEING FULLY OPERATIONAL AND INDUSTRIAL GROUP-PUBLIC AND PRIVATE.....	29
--	----

SUMMARY TABLE 3.12

PERCENTAGE DISTRIBUTION OF ESTABLISHMENTS BY FIRST REASON FOR NOT WORKING AT FULL CAPACITY AND INDUSTRIAL GROUP-PUBLIC AND PRIVATE.....	30
---	----

SUMMARY TABLE 3.13

PERCENTAGE DISTRIBUTION OF ESTABLISHMENTS BY TYPE OF FIRST MAJOR OPERATIONAL PROBLEM FACED AND INDUSTRIAL GROUP – PUBLIC AND PRIVATE.....	31
---	----

PART IV. STATISTICAL TABLES ON LARGE AND MEDIUM SCALE**MANUFACTURING INDUSTRIES, 2002/2003 (1995 E.F.Y.)**

4.1 COVERAGE OF THE SURVEY	41
4.2 PAID-UP CAPITAL OF REPORTING ESTABLISHMENTS BY SOURCE OF OWNERSHIP AND INDUSTRIAL GROUP	43
4.3 NUMBER OF REPORTING ESTABLISHMENTS BY SIZE OF PAID-UP CAPITAL AND INDUSTRIAL GROUP – PUBLIC AND PRIVATE.....	45

TABLE NO.**PAGE NO.**

4.4	NUMBER OF REPORTING ESTABLISHMENTS BY SIZE OF PAID-UP CAPITAL AND INDUSTRIAL GROUP-PUBLIC	47
4.5	NUMBER OF REPORTING ESTABLISHMENTS BY SIZE OF PAID-UP CAPITAL AND INDUSTRIAL GROUP – PRIVATE	49
4.6	NUMBER OF ESTABLISHMENTS BY INDUSTRIAL GROUP AND FORM OF OWNERSHIP	51
4.7	NUMBER OF OWNERS OF PRIVATE ESTABLISHMENTS BY FORM OF OWNERSHIP, SEX AND INDUSTRIAL GROUP	53
4.8	NUMBER OF ESTABLISHMENTS WITH AND WITHOUT BOOKS OF ACCOUNTS BY THE CALENDER YEAR THEIR BOOKS OF ACCOUNTS ARE KEPT AND INDUSTRIAL GROUP-PUBLIC AND PRIVATE	55
4.9	NUMBER OF ESTABLISHMENTS WITH AND WITHOUT BOOKS OF ACCOUNTS BY THE CALENDAR YEAR THEIR BOOKS OF ACCOUNTS ARE KEPT AND INDUSTRIAL GROUP-PUBLIC	57
4.10	NUMBER OF ESTABLISHMENTS WITH AND WITHOUT BOOKS OF ACCOUNTS BY THE CALENDAR YEAR THEIR BOOKS OF ACCOUNTS ARE KEPT AND INDUSTRIAL GROUP – PRIVATE	59
4.11	NUMBER OF PERSONS ENGAGED BY SEX, NATIONALITY AND TOTAL WAGES AND SALARIES AND INDUSTRIAL GROUP PUBLIC AND PRIVATE	61
4.12	NUMBER OF PERSONS ENGAGED BY SEX, NATIONALITY AND TOTAL WAGES AND SALARIES AND INDUSTRIAL GROUP – PUBLIC	63
4.13	NUMBER OF PERSONS ENGAGED BY SEX, NATIONALITY AND TOTAL WAGES AND SALARIES AND INDUSTRIAL GROUP-PRIVATE	65
4.14	NUMBER OF PERMANENT EMPLOYEES BY WAGES AND SALARIES GROUP – PUBLIC AND PRIVATE	67
4.15	NUMBER OF PRODUCTION, APPRENTICES AND TEMPORARY WORKERS BY SEX, NATIONALITY AND INDUSTRIAL GROUP – PUBLIC AND PRIVATE	69

4.16 NUMBER OF ADMINSTRATIVE, TECHNICAL, CLERICAL AND OFFICE WORKERS BY SEX, NATIONALITY AND INDUSTRIAL GROUP – PUBLIC AND PRIVATE	71
4.17 NUMBER OF WORKING PROPRIETORS, ACTIVE PARTNERS AND FAMILY WORKERS BY SEX, NATIONALITY AND INDUSTRIAL GROUP – PRIVATE	73
4.18 BASIC WAGES AND SALARIES, COMMISSION, BONUSES, ALLOWANCES, FOOD AND LODGING AND SUPPLEMENTS TO WAGES AND SALARIES BY INDUSTRIAL GROUP PUBLIC AND PRIVATE	75
4.19 BASIC WAGES AND SALARIES OF PRODUCTION WORKERS AND SEASONAL AND TEMPORARY WORKERS BY SEX, NATIONALITY AND INDUSTRIAL GROUP-PUBLIC AND PRIVATE.....	77
4.20 BASIC WAGES AND SALARIES OF ADINISTRATIVE, TECHNICAL, CLERICAL AND OFFICE WORKERS BY SEX, NATIONALITY AND INDUSTRIAL GROUP – PUBLIC AND PRIVATE	79
4.21 NUMBER OF ESTABLISHMENTS AND NUMBER OF PERSONS ENGAGED BY SIZE OF PERSONS ENGAGED AND ENDUSTRIAL GROUP – PUBLIC AND PRIVATE	81
4.22 NUMBER OF ESTBLISHMENTS AND NUMBER OF PERSONS ENGAGED BY SIZE OF PERSONS ENGAGED AND INDUSTRIAL GROUP – PUBLIC	83
4.23NUMBER OF ESTABLISHMETS AND NUMBER OF PERSONS ENGAGED BY SIZE OF PERSONS ENGAGED AND INDUSTRIAL GROUP- PRIVATE	85
4.24NUMBER OF ESTABLISHMENTS, GROSS VALUE OF PRODUCTION, INDUSTRIAL COSTS, INDIRECT TAXES NET AND CENSUS VALUE ADDED BY INDUSTRIAL GROUP-PUBLIC AND PRIVATE	87

TABLE NO.**PAGE NO.**

4.25 NUMBER OF ESTABLISHMENTS, GROSS VALUE OF PRODUCTION, INDUSTRIAL COSTS, INDIRECT TAXES NET AND CENSUS VALUE ADDED BY INDUSTRIAL GROUP-PUBLIC	89
4.26 NUMBER OF ESTABLISHMENTS, GROSS VALUE OF PRODUCTION, INDUSTRIAL COSTS, INDIRECT TAXES NET AND CENSUS VALUE ADDED BY INDUSTRIAL GROUP-PRIVATE	91
4.27 NUMBER OF ESTABLISHMENTS, GROSS VALUE OF PRODUCTION, INDUSTRIAL AND NON-INDUSTRIAL COSTS, INDIRECT TAXES NET AND VALUE ADDED IN THE NATIONAL ACCOUNT CONCEPT BY INDUSTRIAL GROUP – PUBLIC AND PRIVATE	93
4.28 NUMBER OF ESTABLISHMENTS, GROSS VALUE OF PRODUCTION, INDUSTRIAL AND NON-INDUSTRIAL COSTS, INDIRECT TAXES NET AND VALUE ADDED IN THE NATIONAL ACCOUNT CONCEPT BY INDUSTRIAL GROUP – PUBLIC	95
4.29 NUMBER OF ESTABLISHMENTS, GROSS VALUE OF PRODUCTION, INDUSTRIAL AND NON-INDUSTRIAL COSTS, INDIRECT TAXES NET AND VALUE ADDED IN THE NATIONAL ACCOUNT CONCEPT BY INDUSTRIAL GROUP – PRIVATE	97
4.30 GROSS VALUE OF PRODUCTION IN PRODUCERS' VALUES BY INDUSTRIAL GROUP – PUBLIC AND PRIVATE	99
4.31 ACTUAL VALUE OF PRODUCTION AS PERCENTAGE OF YEARLY CAPACITY BY INDUSTRIAL GROUP – PUBLIC AND PRIVATE	101
4.32 ACTUAL VALUE OF PRODUCTION AS PERCENTAGE OF YEARLY CAPACITY BY INDUSTRIAL GROUP – PUBLIC	103
4.33 ACTUAL VALUE OF PRODUCTION AS PERCENTAGE OF YEARLY CAPACITY BY INDUSTRIAL GROUP – PRIVATE	105
4.34 GROSS VALUE OF PRODUCTION BY SIZE OF PERSONS ENGAGED AND INDUSTRIAL GROUP – PUBLIC AND PRIVATE	107
4.35 GROSS VALUE OF PRODUCTION BY SIZE OF PERSONS ENGAGED AND INDUSTRIAL GROUP – PUBLIC	109

<u>TABLE NO.</u>	<u>PAGE NO.</u>
4.36 GROSS VALUE OF PRODUCTION BY SIZE OF PERSONS ENGAGED AND INDUSTRIAL GROUP – PRIVATE	111
4.37 VALUE ADDED BY SIZE OF PERSONS ENGAGED AND INDUSTRIAL GROUP – PUBLIC AND PRIVATE	113
4.38 VALUE ADDED BY SIZE OF PERSONS ENGAGED AND INDUSTRIAL GROUP – PUBLIC	115
4.39 VALUE ADDED BY SIZE OF PERSONS ENGAGED AND INDUSTRIAL GROUP – PRIVATE	117
4.40 SUMMARY OF OPERATIONS OF LARGE NAD MEDIUM SCALE MANUFACTURING INDUSTRIES BY REGIONAL STATES AND MAJOR URBAN CENTERS – PUBLIC AND PRIVATE	119
4.41 SUMMARY OF OPERATIONS OF LARGE NAD MEDIUM SCALE MANUFACTURING INDUSTRIES BY REGIONAL STATES AND MAJOR URBAN CENTERS – PUBLIC	120
4.42 SUMMARY OF OPERATIONS OF LARGE NAD MEDIUM SCALE MANUFACTURING INDUSTRIES BY REGIONAL STATES AND MAJOR URBAN CENTERS – PRIVATE	121
4.43 FIXED ASSETS AND NEW CAPITAL EXPENDITURE BY INDUSTRIAL GROUP AND OWNERSHIP	122
4.44 FIXED ASSETS OF REPORTING ESTBALISHMENTS BY TYPE AND INDUSTRIAL GROUP – PUBLIC AND PRIVATE	124
4.45 FIXED ASSETS OF REPORTING ESTBALISHMENTS BY TYPE AND INDUSTRIAL GROUP – PUBLIC	126
4.46 FIXED ASSETS OF REPORTING ESTBALISHMENTS BY TYPE AND INDUSTRIAL GROUP – PRIVATE	128
4.47 FIXED ASSETS BY SIZE OF PERSONS ENGAGED AND INDUSTRIAL GROUP – PUBLIC AND PRIVATE	130
4.48 FIXED ASSETS BY SIZE OF PERSONS ENGAGED AND INDUSTRIAL GROUP – PUBLIC	132

TABLE NO.**PAGE NO.**

4.49	FIXED ASSETS BY SIZE OF PERSONS ENGAGED AND INDUSTRIAL GROUP – PRIVATE	134
4.50	INVESTMENT IN FIXED ASSETS OF REPORTING ESTABLISHMENTS BY SOURCE AND INDUSTRIAL GROUP – PUBLIC AND PRIVATE.....	136
4.51	QUANTITY OF MAJOR RAW MATERIALS CONSUMED FOR REPORTING ESTABLISHMENTS BY INDUSTRIAL GROUP – PUBLIC AND PRIVATE ...	137
4.52	COST OF RAW METETERIALS, ENERGY CONSUMED AND PAYMENTS FOR INDUSTRIAL AND NON-INDUSTRIAL SERVICES RENDERED BY INDUSTRIAL GROUP-PUBLIC AND PRIVATE.....	139
4.53	COST OF RAW METETERIALS, ENERGY CONSUMED AND PAYMENTS FOR INDUSTRIAL AND NON-INDUSTRIAL SERVICES RENDERED BY INDUSTRIAL GROUP-PUBLIC.....	141
4.54	COST OF RAW METETERIALS, ENERGY CONSUMED AND PAYMENTS FOR INDUSTRIAL AND NON-INDUSTRIAL SERVICES RENDERED BY INDUSTRIAL GROUP – PRIVATE	143
4.55	NUMBER OF ESTABLISHMENTS AND COST OF ENERGY CONSUMED BY INDUSTRIAL GROUP – PUBLIC AND PRIVATE	145
4.56	NUMBER OF ESTABLISHMENTS AND COST OF ENERGY CONSUMED BY INDUSTRIAL GROUP – PUBLIC.....	147
4.57	NUMBER OF ESTABLISHMENTS AND COST OF ENERGY CONSUMED BY INDUSTRIAL GROUP – PRIVATE	149
4.58	PRODUCTION OF MAJOR MANUFACTURED ARTICLES FOR REPORTING ESTABLISHMENTS BY INDUSTRIAL GROUP-PUBLIC AND PRIVATE	151
4.59	NUMBER OF ESTABLISHMENTS AND TOTAL REVENUE FROM SALES BY INDUSTRIAL GROUP – PUBLIC AND PRIVATE	153
4.60	REVENUE FROM SALES BY SOURCE AND INDUSTRIAL GROUP-PUBLIC AND PRIVATE	155
4.61	REVENUE FROM SALES BY SOURCE AND INDUSTRIAL GROUP-PUBLIC.....	157

TABLE NO.**PAGE NO.**

4.62 REVENUE FROM SALES BY SOURCE AND INDUSTRIAL GROUP- PRIVATE	159
4.63 ADVERTISING EXPENSE OF REPORTING ESTABLISHMENTS BY INDUSTRIAL GROUP	161
PART V. TIME SERIES DATA AND RATIOS OF MAJOR INDICATORS....ON MANUFACTURING INDUSTRIES, 1998/99 – 2002/2003 (1991 – 1995 E.F.Y.)	
5.1 NUMBER OF ESTABLISHMENTS BY INDUSTRIAL GROUP – PUBLIC AND PRIVATE	165
5.2 NUMBER OF PERSONS ENGAGED BY INDUSTRIAL GROUP – PUBLIC AND PRIVATE	167
5.3 NUMBER OF EMPLOYEES BY INDUSTRIAL GROUP – PUBLIC AND PRIVATE	169
5.4 NUMBER OF FEMALE EMPLOYEES BY INDUSTRIAL GROUP – PUBLIC AND PRIVATE	171
5.5 WAGES AND SALARIES BY INDUSTRIAL GROUP – PUBLIC AND PRIVATE	173
5.6 GROSS VALUE OF PRODUCTION BY INDUSTRIAL GROUP – PUBLIC AND PRIVATE	175
5.7 CENSUS VALUE ADDED (AT MARKET PRICE) BY INDUSTRIAL GROUP – PUBLIC AND PRIVATE	177
5.8 CENSUS VALUE ADDED (AT FACTOR CSOT) BY INDUSTRIAL GROUP – PUBLIC AND PRIVATE	179
5.9 VALUE ADDED IN THE NATIONAL ACCOUNT CONCEPT (AT MARKET PRICE) BY INDUSTRIAL GROUP – PUBLIC AND PRIVATE	181
5.10 VALUE ADDED IN THE NATIONAL ACCOUNT CONCEPT (AT FACTOR COST) BY INDUSTRIAL GROUP – PUBLIC AND PRIVATE	183
5.11 PRODUCTION OF MAJOR MANUFACTURED ARTICLES – PUBLIC AND PRIVATE	185
5.12 TOTAL FIXED ASSETS BY INDUSTRIAL GROUP – PUBLIC AND PRIVATE	187

<u>TABLE NO.</u>	<u>PAGE NO.</u>
5.13NEW CAPITAL EXPENDITURE BY INDUSTRIAL GROUP PUBLIC AND PRIVATE.....	189
5.14OPERATING SURPLUS BY INDUSTRIAL GROUP – PUBLIC AND PRIVATE.....	191
5.15RATIO OF IMPORTED TO TOTAL RAW MATERIAL COST BY INDUSTRIAL GROUP- PUBLIC AND PRIVATE.....	193
5.16PERCENTAGE DISTRIBUTION OF VALUE ADDED BY INDUSTRIAL GROUP – PUBLIC AND PRIVATE	195
5.17RATIO OF COST OF ENERGY CONSUMED TO TOTAL INDUSTRIAL COSTS BY INDUSTRIAL GROUP – PUBLIC AND PRIVATE	197
5.18RATIO OF VALUE ADDED TO GROSS VALUE OF PRODUCTION PUBLIC AND PRIVATE	199
5.19VALUE ADDED PER PERSON ENGAGED BY INDUSTRIAL GROUP- PUBLIC AND PRIVATE	201
5.20RATIO OF COST OF LABOUR TO VALUE ADDED BY INDUSTRIAL GROUP – PUBLIC AND PRIVATE	203
5.21RATIO OF COST OF LABOUR TO GROSS VALUE OF PRODUCTION BY INDUSTRIAL GROUP- PUBLIC AND PRIVATE.....	205
5.22RATIO OF OPERATING SURPLUS TO GROSS VALUE OF PRODUCTION BY INDUSTRIAL GROUP- PUBLIC AND PRIVATE.....	207

PART VI. TIME SERIES DATA ON ELECTRICITY INDUSTRY

1998/99 – 2002/2003 (1991 – 1995 E.F.Y.)

6.1 NUMBER OF EMPLOYEES BY OCCUPATIONAL GROUP AND SEX IN ELECTRICITY INDUSTRY	211
6.2 NUMBER OF EMPLOYEES BY WAGES AND SALARIES GROUP AND SEX IN ELECTRICITY INDUSTRY	211
6.3 WAGES AND SALARIES PAID BY OCCUPATIONAL GROUP IN ELECTRICITY INDUSTRY	212

TABLE NO.**PAGE NO.**

6.4	INSTALLED GENERATING CAPACITY AND ELECTRICITY PRODUCTION.....	212
6.5	QUANTITY OF ELECTRICITY SOLD AND REVENUE FROM SALES OF ELECTRICITY BY TYPE OF TARIFF	213
6.6	GROSS REVENUE FROM SALES, TOTAL INTERMEDIATE COST AND VALUE ADDED IN THE ELECTICITY INDUSTRY.....	213
6.7	VALUE OF FIXED ASSETS BY TYPE IN ELECTRICITY INDUSTRY	214
6.8	INVESTMENT IN FIXED ASSETS BY TYPE OF FIXED ASSETS IN ELECTICITY INDUSTRY	214

LISTS OF FIGURES**FIGURE NO.****PAGE NO.**

FIG. I	GROSS VALUE OF PRODUCTION AT CURRENT PRICE BY OWNERSHIP, 1998/99 – 2002/2003 (1991 –1995 E.F.Y.).....	32
FIG. II	VALUE ADDED BY OWNERSHIP, 1998/99 – 2002/2003 (1991 –1995 E.F.Y.).....	33
FIG. III	PERCENTAGE DISTRIBUTION OF VALUE ADDED BY INDUSTRIAL GROUP, 2002/2003 (1995 E.F.Y.).....	34
FIG. IV	RATIO OF IMPORTED TOTAL RAW MATERIAL COST BY INDUSTRIAL GROUP, 2002/2003 (1995 E.F.Y.).....	35
FIG. V	RATIO OF VALUE ADDED TO GROSS VALUE OF PRODUCTION, 2002/2003 (1995 E.F.Y.)	36
FIG. VI	INSTALLED GENERATING CAPACITY, 1998/99 – 2002/2003 (1991 –1995 E.F.Y.).....	37
FIG. VII	PRODUCTION OF ELECTRICITY, 1998/99 – 2002/2003 (1991 –1995 E.F.Y.).....	38

ABBREVIATIONS

CSA	- Central statistical Authority
E.F.Y.	- Ethiopian Fiscal Year
G.C.	- Gregorian Calendar Year
S.N.N.P.	- Southern Nations, Nationalities and Peoples' Region
S.N.A	- System of National Accounts
IMPS	- Integrated Micro-Computer Processing System
KW	- Kilowatt
KWH	- Kilowatt Hour

PART I

INTRODUCTION AND OBJECTIVES OF THE SURVEY

1. Introduction

The presence of adequate and current statistical data in various economic sectors that are considered essential for development planning, socio-economic policy formulation and economic analysis is vital in promoting the economic development of a country. Based on this general objective, the Central Statistical Authority (CSA) has been conducting surveys on various economic activities, of which the annual large and medium scale manufacturing industries survey is one.

Manufacturing is defined here according to international Standard Industrial Classification (ISIC Revision-3) as "the physical or chemical transformation of materials or components into new products, whether the work is performed by power-driven machines or by hand, whether it is done in a factory or in the worker's home, and whether the products are sold at wholesale or retail. The assembly of the component parts of manufactured products is also considered as manufacturing activities."

Central Statistical Authority (CSA) has been publishing results of the survey of Manufacturing and Electricity Industries on annual basis since 1968 E.C to provide users with reliable, comprehensive and timely statistical data on these sectors. In this respect, this survey is the principal source of industrial statistics on large and medium scale manufacturing sector in the country. The data are obtained by conducting Large And Medium Scale Manufacturing Survey each year.

This publication presents the objectives, scope and coverage, training of field staff, methods of data collection and field organization, basic concepts and definitions, summary of selected survey results and structure and performance of Large and medium scale manufacturing and Electricity Industries. Accordingly, the bulletin has six parts: - Part I deals with an introduction and objective of the survey. Part II gives an overview about the survey methodology, data collection and processing. Part III presents summary of selected survey results on Large and medium scale manufacturing industries survey. Part IV deals with the

results of Large and medium scale manufacturing establishments for the year 2002/2003 (1995 E.F.Y). Part V deals with the time series data and various ratios for the period of five years i.e. 1998/99-2002/2003 (1991-1995 E.F.Y.) for large and medium scale manufacturing Industries. Finally part VI presents the activity and performance of the Electricity Industry, which also refers to the same period. Furthermore, the survey questionnaire for large and medium scale manufacturing Industries survey is attached as an appendix.

2. Objectives of the survey

The main objectives of the annual survey of Large and medium scale manufacturing and Electricity Industries are to: -

- a. Obtain basic statistical data that are essential for policy makers, planners and researchers by industrial group.
- b. Collect basic quantitative information on employment, volume of quantitative information on employment, volume of production and raw materials, structure and performance of the country's Large and medium scale manufacturing and Electricity Industries.
- c. Compile statistical data, which will be an input to the System of National Accounts (SNA), on Large and medium scale manufacturing and Electricity establishments as a whole and by industrial group.
- d. Obtain the number of proprietors engaged in these sectors and find out the major problems that create stumbling block to their activities. The identification of the problems is required for planning and executing any type of government intervention program.

PART II

SURVEY METHODOLOG, DATA COLLECTION AND PROCESSING

1. Scope and Coverage

The scope of the Large and medium scale manufacturing survey is confined to those establishments which engage 10 persons and above and use power-driven machines and covers both public and private industries in all Regions of the country. With regard to Electricity data, the survey covered only the electricity supplied by the Ethiopian Electric Power Corporation. In other words, the negligible electric power services supplied by the other sources are not included in the survey.

Like in the previous years, in the current survey, an attempt was made to update the directory using as source of information the licenses issued by the Ministry of Trade and Industry and the corresponding bureaus of the Regional States of the country for the public and private establishments. In addition to this, the directory was updated using lists obtained from house to house listing for the purpose of the 1994 E.F.Y. Small Scale Manufacturing Industries Survey. From this list all manufacturing establishments which engaged 10 persons and above were selected and included in the directory of large and medium scale manufacturing establishment. The number of establishments covered in this reference year increased by 56 than that of the previous survey period.

In this publication detailed information on number of establishments, number of persons engaged, and employees, wages and salaries paid by industrial group, sex, nationality and occupation, paid-up capital, gross value of production, industrial and non-industrial costs, value added, operating surplus, quantity of production and raw materials consumed, fixed assets, investment and production capacity are presented.

2. **Basic Concepts and Definitions:** -

(i) **An Establishment:** - is defined as the whole of the premises under the same ownership or management at a particular address. (e.g. a bakery, a sawmill, etc.)

(ii) **Paid -up Capital:** - is that part of the issued capital of an establishment that has been paid by the shareholders or the individual owner.

(iii) **Working Proprietors, Active Partners and Family Workers:** - include all unpaid working proprietors, active partners and members of their household who actively participate in the operation of the establishment.

(iv) **Administrative and Technical Employees:** - include salaried directors and managers, technicians, superintendents, research workers, draftsmen and designers, engineers, chemists, architects, accountants, book-keepers, office machine operators, receptionists, sales men, delivery personnel, guards and other office staff.

(v) **Production Workers:** - include workers directly engaged in production i.e., persons engaged in fabricating, processing, assembling, maintenance, repair, janitorial, record keeping and other associated activities.

(vi) **Seasonal and Temporary Workers:** - include workers who are employed for a whole or part of the year. These workers are not regularly on the payroll of the establishment.

(vii) **Number Employed:** - includes all persons on the payroll whether seasonal or temporary workers. The number of seasonal and temporary workers has been adjusted to give equivalent of full-time workers.

(viii) **Number Engaged:** - includes paid employees and working proprietors, active partners and unpaid family workers.

(ix) **Basic Wages and Salaries:** - includes all payments in cash made to employees during the reference year. It excludes commissions, bonuses, professional and hardship allowances.

(x) **Wages and Salaries:** - includes all payments in cash or in kind made to employees during the reference year in connection with work done for the establishments.

(xi) **Commissions, Bonuses, Professional and Hardship Allowances:** - refer to the total of commissions, bonuses and cost of living allowances paid in cash to employees. This excludes car allowance and per-diem.

(xii) **Supplements to Wages and Salaries of Employees:** - represents payments made by the employer on behalf of his employees. Included are employers' contributions to social security systems, insurance premiums, etc. Only payments made by the employer are included here.

(xiii) **Revenue from Sales:** - represents the total sales value of all products and by-products during the reference year valued at market price.

(xiv) **Receipt from Industrial Services Rendered to Others:** - include all contract, repair and maintenance work done to others on raw materials and spare parts supplied by the customer.

(xv) **Receipt of Products Bought and Resold:** - refers to revenue obtained from sales of all goods bought and resold during the reference year without any transformation or processing.

(xvi) **Other Receipts:** - include rental income from lease of machinery and equipment, income from sales of scrap, the value of fixed assets produced by the unit for its own use and other income.

(xvii) **Difference of Stocks in the Value of Finished Goods and Semi-Finished Goods:** - is the net change of stocks between the end and the beginning of the reference period in the value of finished and semi-finished goods.

(xviii) **Gross Value of Production:** - includes the sales value of all products of the establishment, the net change of stocks between the beginning and end of the reference period in the value of finished goods and the value of semi finished goods, the value of industrial services rendered to others, the value of goods bought and resold without any transformation or processing, and other receipts. The valuation of Gross Value of Production is in terms of producers' values where indirect taxes are included in the value of sales of the establishment and the value of subsidies received is excluded.

- (xix) **Raw Materials:** - include all raw and auxiliary materials, parts and containers that are consumed during the reference year. The value of local raw materials is the value of locally produced raw materials and is the cost at the factory, which includes the purchase price, transport charges, taxes and other incidental costs. The value of imported raw materials is the value of raw materials produced in other countries and obtained directly or from local source and is the cost at the factory which includes the purchase price, transport charges, taxes and other incidental costs. The value of imported raw materials is the value of raw materials produced in other countries and obtained directly or from local source and is the cost at the factory which includes the purchase price, transport charges, taxes and other incidental costs.
- (xx) **Other Industrial Services Rendered by Others:** - refer to contract, repair and maintenance work done by others in the reference year on materials controlled by the establishment. Included are also the cost of all goods purchased and resold without any transformation during the reference year and the cost of water consumed.
- (xxi) **Industrial Cost:** - Includes the cost of raw materials, fuels, and other supplies consumed, cost of industrial services rendered by others, cost of goods bought and resold without any transformation or processing and cost of electricity consumed.
- (xxii) **Non-industrial Cost:** - includes payments like professional fees, postage, telephone, insurance, advertising, hired transport, rental payments, etc. (interest, amortization and depreciation are excluded).
- (xxiii) **Census Value Added (at Market Price):-** is the difference between Gross Value of production and Industrial cost. Census Value Added at market price minus indirect taxes net (i.e., indirect taxes less subsidies) gives census value added at factor cost.
- (xxiv) **Value Added in the National Account Concept (at Market Price):-** is defined as the difference between the gross value of production and industrial and non-industrial costs. To get the same indicator at factor cost indirect taxes net (i.e., indirect taxes less subsidies) are subtracted.
- (xxv) **Fixed Capital Assets:** - are those with a productive life of one year or more which are intended for the use of the establishment including fixed assets made by the establishment's own labour force for its own use. They are valued in this report at book-value end of the reference year, which is the net book value at the beginning plus new capital expenditure minus those sold and disposed and depreciation during the reference year.

- (xxvi) **New Capital Expenditure:-** is the cost of new or used capital equipment bought, cost of building and other capital goods produced or built by the establishment during the reference period.
- (xxvii) **Operating Surplus:-** is defined here as the difference between value added in the national account concept at factor cost and total wages and salaries.
- (xxviii) **Public Sector:-** under this sector are included all establishments owned by the state i.e., those which were fully as well as partially (with 51 percent share and above) owned by the Government.
- (xxix) **Private Sector:-** includes establishments such as individual ownership, partnership, private limited company, share company, co-operatives and others.
- (xxx) **Intermediate Cost (for electricity industry):-** includes cost of materials, fuel, and other costs such as, transport, repair and maintenance and insurance paid, etc.
- (xxxi) **Capacity:-** capability of the installed generators and diesel engines to produce electrical energy.
- (xxxii) **Tariff:-** fixed rate of payment where consumers are classified according to their consumption behavior.
- (xxxiii) **Domestic Tariff:-** this tariff is intended for domestic consumers in private residences. The tariff does not include supply for purpose of any business of commercial activity or professional or for communal services.
- (xxxiv) **Street Lighting Tariff:-** applies only for street lighting consumption.
- (xxxv) **Commercial Tariff:-** applies to electricity supplied to commercial and/or office premises, irrespective of the level of consumption.
- (xxxvi) **Industrial Tariff:-** applies to industrial consumers generally using electricity for manufacturing or processing purposes or for purposes as may be specified by the Authority.
- (xxxvii) **Number of establishments covered by the report:-** is the number of establishments for which the required breakdown for data inquired is available either from the survey or estimate.
- (xxxviii) **Number of Establishments with response:-** is the number of establishments of which the required breakdown for data inquired is available either from the survey or estimate.

3. **Training of Field Staff** In the Large and medium scale manufacturing Industries Survey, after updating the directory, questionnaires and instruction manuals and all relevant materials were

prepared and printed in advance. Then, the training of all field staff was carried out for six days at the head office. In this training, statisticians from the head office, branch offices, field supervisors and enumerators were involved.

4.

The training, which was expected to ensure the quality of the data, consisted of classroom discussions, filling questionnaires by trainees for practice using financial statements of selected establishments. The filled-in questionnaires by the trainees were checked and corrections were made and the errors were pointed out to the trainees, so that these wouldn't be repeated during the actual data collection.

4. **Methods of Data Collection and Field Organization**

All CSA Statistical Branch Offices were involved in this survey. Accordingly, 25 statisticians from Branch Statistical Offices, overall about 143 enumerators and supervisors (84 from Region-14 and 59 from other CSA Branch Offices), and 1 statistician from the Head Office and about 40 drivers (13 from Region 14 and 27 from the rest of the branches) were involved in the data collection activity.

In Region 14 Branch Statistical Office, where the majority of the establishments under the scope of the survey are located, enumerators were organized into teams and each team on the average constituted of five enumerators and a field editor (a supervisor). The supervisor was provided with a four-wheel drive vehicle and a driver.

Prior to the deployment of the teams, at Head Office, the establishments under the scope of the survey were divided among the teams, in accordance with their location. Then, each enumerator was assigned to collect data from 15 establishments on an average. The data collection operation was carried out in collaboration with the concerned personnel of each establishment. Due to the deployment of sufficient logistics and manpower and other organizational measures taken, the data collection activity took 30-45 days in most of the regions of the country.

5. Data Processing

a. Editing, Coding and Verification

A number of quality control steps were taken to ensure the quality of data of the survey. The first step taken in this direction was to revise the questionnaire to make it easier for internal consistency checking or editing both at field and office level. Furthermore, based on this revised questionnaire, revised instruction manual with field editing procedures were prepared in Amharic for both enumerators and supervisors (field editors). Using this manual some editing and coding were carried out by field editors during the data collection stage.

After the majority of the completed questionnaires were brought back to head office, final editing, coding and verification were performed. By seven statisticians and statistical technicians and ten editors. Finally, the edited and coded questionnaires were checked and verified by other five professionals.

b. Data Entry, Cleaning and Tabulation

The data were entered and verified on personal computers using IMPS (Integrated Microcomputer Processing System) Software. Twenty CSA data entry staff participated in this activity for seven days with close supervision of the activities by two professionals. Then, the data entered were cleaned using personal computers in combination with manual cleaning for some serious errors. Finally, one programmer processed the tabulation of the results using the same software with technical assistance from Industrial Statistics Department staff.

PART III

SUMMARY OF THE MAJOR FINDING OF THE SURVEY

PART III

SUMMARY OF THE MAJOR FINDINGS OF THE SURVEY

The distribution of large and medium scale manufacturing industries by regional states and major industrial group is shown in Summary Table 3.1. Accordingly, the survey result indicates that the total number of large and medium scale manufacturing establishments for the country as a whole was 965 in 1995 E.F.Y. The data in this table further demonstrate that for the country as a whole, manufacture of food products and beverages industrial group ranks first in terms of the number of establishments accounting for 29.8 percent of the total establishments in the sector. The next important industrial groups in this respect are manufacture of furniture; manufacturing N.E.C. and non-metallic mineral products, which constituted 16.4 and 11.9 percent of the total number of large and medium scale manufacturing Industries, respectively. That means the share of the three industrial groups alone was 58.1 percent of the overall industrial groups. Therefore, the Ethiopian large and medium scale manufacturing industry is mainly characterized by high concentration of food and beverage manufacturing industries. The output by food and beverage industries among others includes flour, bread, edible oil, soft drinks, beer and alcohol drinks.

As can be seen from the data in the same table the distribution of large and medium scale manufacturing industries by regional states of the country is highly skewed. (58.9 percent) of the total large and medium scale manufacturing industries operating in the reference year were located in Addis Ababa. Following Addis Ababa are, Oromiya, Amhara, S.N.N.P, Tigray and Dire Dawa regional states that constituted 14.2, 8.1, 7.6, 5.7 and 2.5 percent of the total establishments in that order.

The data shown in Summary Tables 3.2 and 3.3 refers to the total number of persons engaged and number of employees over five years period, i.e., from 1991-1995 E.F.Y. respectively, for various major industrial groups and for large and medium scale manufacturing industries as a whole.

DISTRIBUTION OF LARGE AND MEDIUM SCALE MANUFACTURING INDUSTRIES BY REGIONAL STATES*
AND INDUSTRIAL GROUP - PUBLIC AND PRIVATE 2002/2003 (1995 E.F.Y.)

SUMMARY TABLE-3.1

INDUSTRIAL GROUP	REGIONAL STATES										TOTAL	PERCENTAGE
	TIGRAY	AFAR	AMHARA	OROMIYA	SOMALIE	S.N.N.P.	GAMBELLA	HARARI	ADDIS ABABA	DIREDAWA		
MANUFACTURE OF FOOD PRODUCTS AND BEVERAGES	11	—	27	57	4	7	1	5	166	10	288	29.84
MANUFACTURE OF TOBACCO PRODUCTS	—	—	—	—	—	—	—	—	1	—	1	0.1
MANUFACTURE OF TEXTILES	1	2	5	—	—	5	1	—	23	1	38	3.94
MANUFACTURE OF WEARING APPAREL, EXCEPT FUR APPAREL	1	—	—	1	—	2	—	—	27	1	32	3.32
TANNING AND DRESSING OF LEATHER; MANUFACTURE OF FOOTWEAR, LUGGAGE AND HANDBAGS	1	—	6	8	—	—	—	—	41	—	56	5.8
MANUFACTURE OF WOOD AND OF PRODUCTS OF WOOD AND CORK, EXCEPT FURNITURE	—	—	1	4	—	1	1	—	10	—	17	1.76
MANUFACTURE OF PAPER, PAPER PRODUCTS AND PRINTING	3	—	2	4	—	1	—	1	60	2	73	7.56
MANUFACTURE OF CHEMICALS AND CHEMICAL PRODUCTS	1	1	—	6	—	2	—	—	35	—	45	4.66
MANUFACTURE OF RUBBER AND PLASTIC PRODUCTS	—	—	—	7	—	—	—	—	34	—	41	4.25
MANUFACTURE OF OTHER -NON METALIC MATERIAL PRODUCTS	12	3	14	25	—	16	—	3	40	2	115	11.92
MANUFACTURE OF BASIC IRON AND STEEL	1	—	1	—	—	—	—	—	8	—	10	1.04
MANUFACTURE OF FABRICATED METAL PRODUCT EXCEPT MACHINERY AND EQUIPMENT	11	—	5	6	—	3	—	1	46	1	73	7.56
MANUFACTURE OF MACHINERY AND EQUIPMENT N.E.C.	—	—	—	—	—	—	—	—	9	1	10	1.04
MANUFACTURE OF MOTOR VEHICLES, TRAILERS & SEMI-TRAILERS	1	—	—	1	—	—	—	—	6	—	8	0.83
MANUFACTURE OF FURNITURE; MANUFACTURING N.E.C.	12	—	17	18	1	36	—	6	62	6	158	16.37
TOTAL	55	6	78	137	5	73	3	16	568	24	965	100.00
%	5.7	.62	8.08	14.20	.52	7.56	.31	1.66	58.86	2.49	100.00	

*THE AREAL COVERAGE OF THE SURVEY EXCLUDES BENISHANL-GUMUZ REGION, WHERE THERE ARE NO MANUFACTURING ESTABLISHMENTS, THAT FALL WITHIN THE SCOPE OF THE SURVEY

It shows that during 1995 E.F.Y. there were 102,202 persons engaged out of which 101,259 were employees in this sector. Number of persons engaged and employees in 1995 E.F.Y. showed an increase of 3,216 and 3,123 as compared to that of 1994 E.F.Y., respectively. These significant increase in the number of persons engaged and employees are mainly attributed to the increase in the number establishments covered in 1995 E.F.Y., survey as compared to the previous year. An examination of the distribution of persons engaged and employees by major industrial group reveals that manufacture of food and beverage and manufacture of textiles industrial groups persistently dominated the pattern of employment. These two industrial groups alone contributed more than 51 percent in both number of persons engaged and number of employees throughout the period under review. The relative importance of the rest of the industrial groups in terms of employment varies between 0.2 percent in manufacture of machinery and equipment to 7.7 percent in manufacture of non-metallic mineral products.

The percentage distribution of value added which indicates the structure of large and medium scale manufacturing industries among various industrial groups is given in Summary Table 3.4 for the period 1991-1995 E.F.Y. The data in this table clearly demonstrates the fact that food and beverage manufacturing industrial groups contribution to value added was significantly higher than the other industrial groups throughout the period under review. During 1995 E.F.Y slightly less than half (47.0 percent) of the total manufacturing value added was generated from manufacture of food and beverage industrial groups. The other important industrial groups in this respect are manufacture of non-metallic mineral products, manufacture of rubber and plastic products, manufacture of paper, paper products and printing, manufacture of chemicals and chemical products, tanning and dressing of leather and manufacture of textiles which contributed about 39.3 percent in 1995 E.F.Y. It is important to note also that the contribution of manufacture of tobacco products, manufacture of textiles, tanning and dressing of leather, manufacture of paper, paper products and printing, manufacture of rubber and plastic products, manufacture of basic iron and steel, fabricated metal product, machinery and equipment N.E.C and assembly of motor vehicles declined while the share of the remaining 6 industrial groups increased in 1995 E.F.Y. compared to that of 1994 E.F.Y.

NUMBER OF PERSONS ENGAGED BY MAJOR INDUSTRIAL GROUP -PUBLIC AND PRIVATE
1998/1999 (1991 E.F.Y) -2002/2003 (1995 E.F.Y)

SUMMERY TABLE- 3.2

INDUSTRIAL GROUP	1991	1992	1993	1994	1995
MANUFACTURE OF FOOD PRODUCTS AND BEVARAGES	27,085	28,547	27,460	29,133	30,840
MANUFACTURE OF TOBBACO PRODUCTS	873	854	822	792	792
MANUFACTURE OF TEXTILES.....	25,669	23,754	24,296	22,388	21,957
MANUFACTURE OF WEARINIG APPAREL; EXCEPT FUR APPARE	3,866	3,773	3,733	3,716	4,312
TANNING AND DRESSING OF LEATHER; MANUFACTURE OF FOOT WEAR, LUGGAE AND HAND BAGS.....	7,234	7,034	7,074	6,757	7,278
MANUFACTURE OF WOOD AND OF PRODUCTS OF WOOD AND CORK EXCEPT FURNITURE.....	1,211	1,138	1,035	1,329	1,694
MANUFACTURE OF PAPER AND PAPER PRODUCTS AND PRINTING	5,536	5,911	5,533	6,179	6,424
MANUFACTURE OF CHEMICALS AND CHEMICAL PRODUCTS.....	3,966	4,300	4,076	5,079	4,957
MANUFACTURE OF RUBBER AND PLASTIC PRODUCTS.....	3,048	3,157	3,409	4,331	4,429
MANUFACTURE OF OTHER NON-METALIC MINRAL PRODUCTS.....	6,935	7,349	7,510	8,354	8,049
MANUFACTURE OF BASIC IRON AND STEEL.....	1,117	1,166	1,100	1,449	1,466
MANUFACTURE OF FABRICATED METALPRODUCTS EXCEPTMACHINERY AND EQUIPMENT.....	2,057	2,529	2,659	2,808	3,488
MANUFACTURE OF MACHINERY AND EQUIPMENT' N.E.C.....	446	292	177	202	260
MANUFACTURE OF MOTOR VEHICLES TRAILERS & SEMI-TRAILERS	1,167	1,735	1,062	1,087	1,021
MANUFACTURE OF FURNITURE; MANUFACTURING N.E.C	4,202	4,169	4,364	5,382	5,235
TOTAL	94,412	95,708	94,310	98,986	102,202

NUMBER OF EMPLOYEES BY MAJOR INDUSTRIAL GROUP -PUBLIC AND PRIVATE
1998/1999 (1991 E.F.Y -2002/2003 (1995 E.F.Y)

SUMMARY TABLE 3.3

INDUSTRIAL GROUP	1991	1992	1993	1994	1995
MANUFACTURE OF FOOD PRODUCTS AND BEVARAGES	26,893	28,324	27,260	28,860	30,570
MANUFACTURE OF TOBBACO PRODUCTS	873	854.00	822	792.00	792
MANUFACTURE OF TEXTILES	25,659	23,747	24,284	22,373	21,938
MANUFACTURE OF WEARINIG APPAREL; EXCEPT FUR APPAREL.....	3,845	3,752	3,720	3,681	4,278
TANNING AND DRESSING OF LEATHER; MANUFACTURE OF FOOT WEAR, LUGGAE AND HAND BAGS	7,183	6,989	7,040	6,740	7,232
MANUFACTURE OF WOOD AND OF PRODUCTS OF WOOD AND CORK EXCEPT FURNITURE	1,200	1,124	1,033	1,313	1,669
MANUFACTURE OF PAPER AND PAPER PRODUCTS AND PRINTING.....	5,497	5,888	5,519	6,142	6,405
MANUFACTURE OF CHEMICALS AND CHEMICAL PRODUCTS.....	3,938	4,287	4,069	5,072	4,949
MANUFACTURE OF RUBBER AND PLASTIC PRODUCTS	3,027	3,144	3,401	4,326	4,424
MANUFACTURE OF OTHER NON - METALIC MINRAL PRODUCTS	6,864	7,269	7,328	8,232	7,835
MANUFACTURE OF BASIC IRON AND STEEL	1,117	1,164	1,100	1,448	1,466
MANUFACTURE OF FABRICATED METALPRODUCTS EXCEPT MACHINERY AND EQIPMENT	1,993	2,482	2,477	2,740	3,412
MANUFACTURE OF MACHINERY AND EQUIPMENT N.E.C	407	275	172	190	244
MANUFACTURE OF MOTOR VEHICLES TRAILERS & SEMI-TRAILERS	1,160	1,729	1,060	1,082	1,019
MANUFACTURE OF FURNITURE; MANUFACTURING N.E.C	4,022	3,979	4,230	5,145	5,026
TOTAL	93,678	95,007	93,515	98,136	101,259

PERCENTAGE DISTRIBUTION OF VALUE ADDED* BY INDUSTRIAL GROUP-PUBLIC AND PRIVATE
1998/1999 (1991 E.F.Y -2002/2003 (1995 E.F.Y)

SUMMARY TABLE-3.4

INDUSTRIAL GROUP	1991	1992	1993	1994	1995
MANUFACTURE OF FOOD PRODUCTS AND BEVARAGES	47.97	45.04	50.86	45.41	47.02
MANUFACTURE OF TOBBACO PRODUCTS	4.22	4.60	2.76	4.07	3.51
MANUFACTURE OF TEXTILES	6.20	5.84	5.95	4.94	4.16
MANUFACTURE OF WEARINIG APPAREL; EXCEPT FUR APPAREL	0.64	0.66	0.58	0.64	0.90
TANNING AND DRESSING OF LEATHER; MANUFACTURE OF FOOT WEAR, LUGGAE AND HAND BAGS	7.33	4.54	4.77	6.80	4.38
MANUFACTURE OF WOOD AND OF PRODUCTS OF WOOD AND CORK EXCEPT FURNITURE	0.73	0.55	0.69	0.76	1.03
MANUFACTURE OF PAPER AND PAPER PRODUCTS AND PRINTING	5.58	5.82	5.85	6.57	5.55
MANUFACTURE OF CHEMICALS AND CHEMICAL PRODUCTS.....	3.86	5.16	4.56	5.33	5.43
MANUFACTURE OF RUBBER AND PLASTIC PRODUCTS.....	4.99	4.53	5.69	6.08	5.98
MANUFACTURE OF OTHER NON-METALIC MINRAL PRODUCTS	8.97	8.91	8.65	9.70	13.79
MANUFACTURE OF BASIC IRON AND STEEL	1.80	2.13	2.03	3.08	2.38
MANUFACTURE OF FABRICATED METALPRODUCTS EXCEPT MACHINERY AND EQIPMENT	1.35	1.43	1.63	2.00	1.94
MANUFACTURE OF MACHINERY AND EQUIPMENT N.E.C	0.11	0.09	0.10	0.07	0.06
MANUFACTURE OF MOTOR VEHICLES TRAILERS & SEMI-TRAILERS	4.29	8.93	4.28	2.51	1.61
MANUFACTURE OF FURNITURE; MANUFACTURING N.E.C	1.98	1.77	1.61	2.05	2.28
T O T A L	100.00	100.00	100.00	100.00	100.00

*IN THE NATIONAL ACCOUNT CONCEPT AT FACTOR COST

It is evident from the percentage distribution of value added and employment by major industrial groups (Summary Table 3.3 and 3.4) that manufacture of food and beverage industrial group plays a leading role in both manufacturing value added share and employment creation. It is worth to note also that this industrial group constituted the highest number of manufacturing establishments. The other interesting feature of these percentage distributions is that the textile manufacturing industrial group while being the second most important industrial group in terms of employment, its share in manufacturing value added was in seventh place in 1995 E.F.Y

The data in Summary Table 3.5 refers to the ratio of cost of imported raw materials to that of the total cost of raw materials consumed by major industrial groups for the period 1991-1995 E.F.Y. In general, the industrial groups, which had the highest rates in the previous years, continued to do so in 1995 E.F.Y as well. The steady high ratio of imported raw materials to the total cost of raw materials consumed over the five years period, is an indication of the dependency of large and medium scale manufacturing industries on imported raw materials. The overall dependency ratio, i.e., for all industrial groups combined, showed a fluctuation throughout the years under review. Manufacture of basic iron and steel, manufacture (assembly) of motor vehicles, trailers and semi-trailers, manufacture of machinery and equipment N.E.C, manufacture of fabricated metal products, manufacture of rubber and plastic products, manufacture of tobacco products, manufacture of paper, paper products and printing, manufacture of chemicals and chemical products and manufacture of wood and products of wood and cork, except furniture, consumed the highest proportion of imported raw materials to that of total cost of raw materials ranging from 55.0 to 99.0 percent in 1995 E.F.Y.

RATIO OF IMPORTED TO TOTAL CONSUMED RAW MATERIAL COSTS BY INDUSTRIAL GROUP-PUBLIC AND PRIVATE

1998/1999 (1991 E.F.Y -2002/2003 (1995 E.F.Y)

SUMMARY TABLE 3.5

INDUSTRIAL GROUP	1991	1992	1993	1994	1995
MANUFACTURE OF FOOD PRODUCTS AND BEVARAGES295	.278	.193	.250	.220
MANUFACTURE OF TOBBACO PRODUCTS859	.782	.726	.799	.798
MANUFACTURE OF TEXTILES349	.314	.242	.259	.290
MANUFACTURE OF WEARINIG APPAREL; EXCEPT FUR APPAREL298	.174	.070	.099	.257
TANNING AND DRESSING OF LEATHER; MANUFACTURE OF FOOT WEAR, LUGGAE AND HAND BAGS336	.270	.198	.230	.216
MANUFACTURE OF WOOD AND OF PRODUCTS OF WOOD AND CORK EXCEPT FURNITURE511	.577	.631	.568	.546
MANUFACTURE OF PAPER AND PAPER PRODUCTS AND PRINTING727	.524	.593	.732	.754
MANUFACTURE OF CHEMICALS AND CHEMICAL PRODUCTS785	.734	.762	.772	.723
MANUFACTURE OF RUBBER AND PLASTIC PRODUCTS926	.957	.963	.826	.850
MANUFACTURE OF OTHER NON-METALIC MINRAL PRODUCTS221	.332	.188	.047	.298
MANUFACTURE OF BASIC IRON AND STEEL987	.983	.992	.992	.992
MANUFACTURE OF FABRICATED METALPRODUCTS EXCEPT MACHINERY AND EQUIPMENT908	.819	.873	.899	.890
MANUFACTURE OF MACHINERY AND EQUIPMENT N.E.C668	.582	.405	.945	.923
MANUFACTURE OF MOTOR VEHICLES TRAILERS & SEMI-TRAILERS931	.912	.873	.892	.934
MANUFACTURE OF FURNITURE; MANUFACTURING N.E.C336	.427	.353	.416	.423
T O T A L	.536	.515	.454	.452	.435

As shown in Summary Table 3.6 where per capita and ratios of major manufacturing indicators are summarized, in 1995 E.F.Y wage and salaries paid, gross value of production, value added, operating surplus and value of fixed assets (all per employee) have shown an increase of 4.5, 7.9, 12.6, 16.7 and 2.1 percent, respectively as compared to that of 1994 E.F.Y. It is evident from the same table that, among the ratios presented, fixed assets to gross value of production, industrial costs to gross value of production and cost of labor to gross value of production declined, while cost of energy to gross value of production, value added to gross value of production, operating surplus to gross value of production and value added to total fixed capital, showed an increase during the same period.

Summary Table 3.7 presents the ratio of cost of energy consumed to the total industrial cost by major industrial groups for the period 1991-1995 E.F.Y. The data in this table indicates that non-metallic mineral products recorded the highest proportion of cost of energy consumed to total industrial cost throughout the period under review recording more than 46.0 percent. This large proportion is mainly due to the high-energy requirement by cement and glass and glass products producing establishments. The proportion of cost of energy to industrial cost for non-metallic industries exhibited a fluctuating trend throughout the period under review.

PER CAPITAL AND RATIOS OF MAJOR INDICAORS -PUBLIC AND PRIVATE
1998/1999 (1991 E.F.Y -2002/2003 (1995 E.F.Y)

SUMMARY TABLE- 3.6

PER CAPITA / RATIO	1991	1992	1993	1994	1995
PER CAPITA:					
WAGE AND SALARIES PAID PER EMPLOYEE	5,892	6,337	7,025	7,575	7,913
GROSS VALUE OF PRODUCTION PER EMPLOYEE	77,631	85,469	90,035	82,454	88,993
VALUE ADDED * PER EMPLOYEE	20,594	23,956	25,270	22,557	25,397
OPERATING SURPLUS PER EMPLOYEE	14,702	17,619	18,245	14,983	17,484
VALUE OF FIXED ASSET PER EMPLOYEE	44,947	54,855	63,743	63,073	64,370
RATIO OF					
FIXED ASSET TO GROSS VALUE OF PRODUCTION	.579	.642	.708	.765	.723
COST OF LABOUR TO GROSS VALUE OF PRODUCTION	.076	.074	.078	.092	.089
INDUSTRIAL COSTS TO GROSS VALUE OF PRODUCTION	.534	.529	.530	.512	.504
COST OF ENEGY TO GROSS VALUE OF PRODUCTION	.043	.040	.048	.048	.055
VALUE ADDED* TO GROSS VALUE OF PRODUCTION	.265	.280	.281	.274	.285
OPERATING SURPLUS TO GROSS VALUE OF PRODUCTION	.189	.206	.203	.182	.196
VALUE ADDED* TO TOTAL FIXED CAPITAL	.458	.437	.396	.358	.395

* IN THE NATIONAL ACCOUNT CONCEPT AT FACTOR COST

RATIO OF COST OF ENERGY CONSUMED TO TOTAL INDUSTRIAL COST BY INDUSTRIAL GROUP -PUBLIC AND PRIVATE

1998/1999 (1991 E.F.Y -2002/2003 (1995 E.F.Y)

SUMMARY TABLE- 3.7

INDUSTRIAL GROUP	1991	1992	1993	1994	1995
MANUFACTURE OF FOOD PRODUCTS AND BEVARAGES053	.056	.072	.074	.075
MANUFACTURE OF TOBBACO PRODUCTS001	.009	.008	.008	.008
MANUFACTURE OF TEXTILES127	.122	.125	.141	.104
MANUFACTURE OF WEARING APPAREL; EXCEPT FUR APPAREL.....	.041	.025	.057	.030	.022
TANNING AND DRESSING OF LEATHER; MANUFACTURE OF FOOT WEAR, LUGGAE AND HAND BAGS.....	.024	.024	.022	.018	.016
MANUFACTURE OF WOOD AND OF PRODUCTS OF WOOD AND CORK EXCEPT FURNITURE.....	.205	.237	.230	.224	.221
MANUFACTURE OF PAPER AND PAPER PRODUCTS AND PRINTING070	.041	.063	.055	.054
MANUFACTURE OF CHEMICALS AND CHEMICAL PRODUCTS029	.028	.041	.035	.038
MANUFACTURE OF RUBBER AND PLASTIC PRODUCTS.....	.090	.080	.085	.093	.083
MANUFACTURE OF OTHER NON-METALIC MINRAL PRODUCTS.....	.459	.473	.568	.484	.518
MANUFACTURE OF BASIC IRON AND STEEL.....	.030	.036	.012	.022	.024
MANUFACTURE OF FABRICATED METALPRODUCTS EXCEPT MACHINERY AND EQUIPMENT073	.075	.053	.063	.070
MANUFACTURE OF MACHINERY AND EQUIPMENT N.E.C047	.053	.040	.064	.037
MANUFACTURE OF MOTOR VEHICLES TRAILERS & SEMI-TRAILERS	.002	.003	.010	.010	.018
MANUFACTURE OF FURNITURE; MANUFACTURING N.E.C020	.020	.028	.023	.020
TOTAL	.081	.076	.090	.095	.109

In this respect, the proportion for this industrial group alone ranged from 46.0 to 52.0 percent from 1991-1995 E.F.Y. Next to non-metallic mineral products the highest energy consumption compared to their industrial cost was observed in manufacture of wood and products of wood. The share for manufacture of wood and products of wood showed a slight decline in 1995 E.F.Y. as compared to 1994 E.F.Y. The overall ratio for all manufacturing industries showed ups and downs throughout the period under review.

The ratio in summary Table 3.8 highlights the share of value added in gross value of production by major industrial groups. The share of manufacture of food products and beverages, manufacture of wearing apparel except fur apparel, manufacture of wood and products of wood and cork except furniture, manufacture of chemical and chemical products, manufacture of rubber and plastic products, manufacture of other non-metallic mineral products and manufacture of basic iron and steel recorded an increase, while the ratio of the remaining seven industrial groups declined in 1995 E.F.Y., compared to a year before.

RATIO OF VALUE ADDED* TO GROSS VALUE OF PRODUCTION BY INDUSTRIAL GROUP-PUBLIC AND PRIVATE

1998/1999 (1991 E.F.Y -2002/2003 (1995 E.F.Y)

SUMMARY TABLE 3.8

INDUSTRIAL GROUP	1991	1992	1993	1994	1995
MANUFACTURE OF FOOD PRODUCTS AND BEVARAGES.....	.309	.308	.361	.321	.337
MANUFACTURE OF TOBBACO PRODUCTS322	.401	.261	.351	.351
MANUFACTURE OF TEXTILES189	.221	.201	.162	.142
MANUFACTURE OF WEARING APPAREL; EXCEPT FUR APPAREL212	.239	.244	.246	.317
TANNING AND DRESSING OF LEATHER; MANUFACTURE OF FOOT WEAR, LUGGAE AND HAND BAGS250	.175	.134	.182	.142
MANUFACTURE OF WOOD AND OF PRODUCTS OF WOOD AND CORK EXCEPT FURNITURE383	.367	.405	.409	.431
MANUFACTURE OF PAPER AND PAPER PRODUCTS AND PRINTING374	.385	.365	.337	.328
MANUFACTURE OF CHEMICALS AND CHEMICAL PRODUCTS188	.253	.215	.230	.256
MANUFACTURE OF RUBBER AND PLASTIC PRODUCTS282	.271	.307	.288	.350
MANUFACTURE OF OTHER NON-METALIC MINRAL PRODUCTS305	.339	.322	.309	.346
MANUFACTURE OF BASIC IRON AND STEEL165	.206	.119	.150	.160
MANUFACTURE OF FABRICATED METALPRODUCTS EXCEPT MACHINERY AND EQIPMENT297	.281	.255	.271	.228
MANUFACTURE OF MACHINERY AND EQUIPMENT N.E.C328	.351	.411	.263	.162
MANUFACTURE OF MOTOR VEHICLES TRAILERS & SEMI-TRAILERS115	.211	.178	.243	.217
MANUFACTURE OF FURNITURE; MANUFACTURING N.E.C324	.317	.323	.322	.299
T O T A L	.265	.280	.281	.274	.285

*IN THE NATIONAL ACCOUNT CONCEPT AT FACTOR COST

RATIO OF COST OF LABOUR TO GROSS VALUE OF PRODUCTION BY INDUSTRIAL GROUP -PUBLIC AND PRIVATE
1998/1999(1991 E.F.Y.) -2002/2003(1995 E.F.Y.)

SUMMARY TABLE 3.9

INDUSTRIAL GROUP					
	1991	1992	1993	1994	1995
MANUFACTURE OF FOOD PRODUCTS AND BEVERAGES060	.059	.066	.086	.081
MANUFACTURE OF TOBACCO PRODUCTS039	.038	.046	.053	.053
MANUFACTURE OF TEXTILES159	.185	.162	.177	.153
MANUFACTURE OF WEARING APPAREL, EXCEPT FUR APPAREL252	.243	.295	.290	.294
TANNING AND DRESSING OF LEATHER; MANUFACTURE OF FOOTWEAR, LUGGAGE AND HANDBAGS094	.090	.072	.074	.073
MANUFACTURE OF WOOD AND OF PRODUCTS OF WOOD AND CORK, EXCEPT FURNITURE205	.198	.163	.177	.175
MANUFACTURE OF PAPER, PAPER PRODUCTS AND PRINTING140	.123	.125	.122	.125
MANUFACTURE OF CHEMICALS AND CHEMICAL PRODUCTS064	.060	.058	.073	.078
MANUFACTURE OF RUBBER AND PLASTIC PRODUCTS065	.064	.064	.069	.072
MANUFACTURE OF OTHER -NON METALLIC MATERIAL PRODUCTS073	.080	.085	.082	.070
MANUFACTURE OF BASIC IRON AND STEEL050	.050	.035	.037	.051
MANUFACTURE OF FABRICATED METAL PRODUCT EXCEPT MACHINERY AND EQUIPMENT139	.133	.129	.124	.121
MANUFACTURE OF MACHINERY AND EQUIPMENT N.E.C.263	.199	.181	.174	.129
MANUFACTURE OF MOTOR VEHICLES, TRAILERS & SEMI-TRAILERS	.015	.016	.026	.057	.081
MANUFACTURE OF FURNITURE; MANUFACTURING N.E.C.183	.171	.189	.181	.134
TOTAL	.076	.074	.078	.092	.089

RATIO OF OPERATIONS SURPLUS TO GROSS VALUE OF PRODUCTION BY INDUSTRIAL GROUP -PUBLIC AND PRIVATE
1998/1999(1991E.F.Y.) -2002/2003(1995 E.F.Y.)

SUMMARY TABLE 3.10

INDUSTRIAL GROUP	1991	1992	1993	1994	1995
MANUFACTURE OF FOOD PRODUCTS AND BEVERAGES249	.248	.295	.235	.257
MANUFACTURE OF TOBACCO PRODUCTS283	.364	.215	.297	.297
MANUFACTURE OF TEXTILES031	.035	.039	-.015	-.011
MANUFACTURE OF WEARING APPAREL, EXCEPT FUR APPAREL	-.040	-.005	-.051	-.044	.022
TANNING AND DRESSING OF LEATHER; MANUFACTURE OF FOOTWEAR, LUGGAGE AND HANDBAGS.....	.156	.085	.063	.108	.069
MANUFACTURE OF WOOD AND OF PRODUCTS OF WOOD AND CORK, EXCEPT FURNITURE178	.168	.243	.231	.257
MANUFACTURE OF PAPER, PAPER PRODUCTS AND PRINTING234	.262	.241	.215	.203
MANUFACTURE OF CHEMICALS AND CHEMICAL PRODUCTS124	.193	.157	.157	.178
MANUFACTURE OF RUBBER AND PLASTIC PRODUCTS217	.207	.242	.219	.243
MANUFACTURE OF OTHER -NON METALLIC MATERIAL PRODUCTS....	.231	.259	.237	.227	.277
MANUFACTURE OF BASIC IRON AND STEEL115	.156	.084	.113	.108
MANUFACTURE OF FABRICATED METAL PRODUCT EXCEPT MACHINERY AND EQUIPMENT158	.148	.126	.147	.106
MANUFACTURE OF MACHINERY AND EQUIPMENT N.E.C065	.152	.229	.088	.033
MANUFACTURE OF MOTOR VEHICLES, TRAILERS & SEMI-TRAILERS	.100	.195	.152	.186	.136
MANUFACTURE OF FURNITURE; MANUFACTURING N.E.C141	.146	.134	.141	.165
TOTAL	.189	.206	.203	.182	.196

The share of value added in gross value of production for all industrial groups combined showed a fluctuating trend throughout the period under review.

The ratio of cost of labor to gross value of production for major industrial groups, which approximately measures labour productivity, is treated in Summary Table 3.9. As is evident from the data in this table ratio of cost of labor to gross value of production varies across major industrial groups. In 1995 E.F.Y the highest and lowest ratios were registered in manufacture of wearing apparel and manufacture of basic iron and steel, respectively. Ratio of cost of labor to gross value of production for all manufacturing industries combined showed slight fluctuation from year to year during the period under review.

The ratio of operating surplus to gross value of production by major industrial groups and for all manufacturing industrial groups combined is presented in Summary Table 3.10. The share of most of the major industrial groups and the overall average exhibited an increase in 1995 E.F.Y compared to that of 1994 E.F.Y. The data in this table further indicates that, manufacture of textiles recorded a negative ratio of operating surplus to gross value of production in 1995 E.F.Y.

Establishments that were working less than 12 months during the reference period were asked to state their reasons for not being operational during the reference period and the results are presented in Summary Table 3.11. It can be observed that among the total establishments those which operated less than 12 months during the reference period 30.9 percent and 23.1 percent indicated that absence of market demand and shortage of supply of raw materials stood as the first and second major reasons, respectively.

In a similar way to that of the above, establishments which were not working at full capacity were asked to state their reasons for working below capacity during the reference period and the response is presented in summary Table 3.12. Absence of market demand and shortage of supply of raw materials emerged as the first and second major causes for under utilization of capacity.

The data in Summary Table 3.13 depict the first major problems faced by establishments at the survey period. As the data in this summary table indicated about 30.1 percent of the establishments reported that the first major current operating difficulty was absence of market demand for their products, followed by shortage of supply of raw materials, which was reported by about 21.9 percent of total establishments.

PERCENTAGE DISTRIBUTION OF ESTABLISHMENTS BY FIRST MAJOR REASON FOR NOT FULLY OPERATIONAL
AND INDUSTRIAL GROUP -PUBLIC AND PRIVATE 2002/2003(1995 E.F.Y.)

SUMMARY TABLE 3.11

INDUSTRIAL GROUP	TYPE OF REASONS										
	SHORTAGE OF SUPPLY OF RAW MATERIALS	SHORTAGE OF SUPPLY OF SPARE PARTS	LACK OF FOREIGN EXCHANGE	ABSENCE OF MARKET DEMAND	LACK OF WORKING CAPITAL	SHORTAGE OF ELECTRICITY AND WATER SUPPLY	FREQUENT MACHINERY BREAKAGE	OBSTACLES FROM GOV. RULS AND REGULATIONS	OTHERS	NOT STATED	TOTAL
MANUFACTURE OF FOOD PRODUCTS AND BEVERAGES.....	22	3	1	32	1	5	11	1	17	6	99
MANUFACTURE OF TOBACCO PRODUCTS.....	-	-	-	-	-	5	-	-	1	1	18
MANUFACTURE OF TEXTILES.....	7	1	-	2	1	5	-	-	-	-	5
MANUFACTURE OF WEARING APPAREL, EXCEPT FUR APPAREL .	-	-	-	1	4	-	-	-	-	-	5
TANNING AND DRESSING OF LEATHER; MANUFACTURE OF FOOTWEAR, LUGGAGE AND HANDBAGS.....	1	-	-	6	-	3	1	1	3	1	16
MANUFACTURE OF WOOD AND OF PRODUCTS OF WOOD AND CORK, EXEPT FURNITURE.....	6	-	-	1	-	1	1	-	-	-	9
MANUFACTURE OF PAPER, PAPER PRODUCTS AND PRINTING.....	1	1	-	2	1	-	-	-	2	2	9
MANUFACTURE OF CHEMICALS AND CHEMICAL PRODUCTS	5	-	-	8	2	-	-	-	1	-	16
MANUFACTURE OF RUBBER AND PLASTIC PRODUCTS	2	-	-	3	-	2	1	-	-	2	10
MANUFACTURE OF OTHER -NON METALIC MATERIAL PRODUCTS.....	18	-	-	20	-	9	5	1	11	4	68
MANUFACTURE OF BASIC IRON AND STEEL.....	-	-	-	1	1	-	-	-	-	-	2
MANUFACTURE OF FABRICATED META PRODUCT EXCEPT MACHINERY AND EQUIPMENT.....	3	-	-	5	-	2	-	-	-	3	13
MANUFACTURE OF MACHINERY AND EQUIPMENT N.E.C.....	1	-	-	1	-	-	-	-	-	1	3
MANUFACTURE OF MOTOR VEHICLES, TRAILERS & SEMI- TRAILERS.....	1	-	-	-	-	-	-	-	-	-	1
MANUFACTURE OF FURNITURE; MANUFACTURIN N.E.C.....	4	-	-	13	-	7	-	5	7	1	38
TOTAL	71	5	1	95	11	34	19	8	42	21	307
%	23.13	.63	.33	30.94	358	11.07	60.19	2.61	13.68	6.84	100

PERCENTAGE DISTRIBUTION OF ESTABLISHMENTS BY FIRST REASON FOR NOT WORKING AT FULL CAPACITY
AND INDUSTRIAL GROUP - PRIVATE 2002/2003 (1995 E.F.Y)

SUMMARY TABLE 3.12

INDUSTRIAL GROUP	TYPE OF REASONS								TOTAL
	SHORTAGE OF SUPPLY OF RAW MATERIALS	SHORTAGE OF SUPPLY OF SPARE PARTS	ABSENCE OF MARKET DEMAND	ABSENCE OF CREDIT FACILITY	SHORTAGE OF FOREIGN EXCHANGE	LACK OF ADEQUATE SKILLS	OTHERS	NOT STATED	
MANUFACTURE OF FOOD PRODUCTS AND BEVERAGES.....	57	6	143	8	16	-	8	50	288
MANUFACTURE OF TOBACCO PRODUCTS	-	-	-	-	1	-	-	-	1
MANUFACTURE OF TEXTILES.....	16	3	12	3	1	-	-	3	38
MANUFACTURE OF WEARING APPAREL; EXCEPT FUR APPAREL TANNING AND DRESSING OF LEATHER; MANUFACTURE OF FOOT WEAR, LUGGAGE AND HAND BAGS.....	12	-	12	4	-	1	1	2	32
MANUFACTURE OF WOOD AND OF PRODUCTS OF WOOD AND CORK EXCEPT FURNITURE.....	12	1	27	4	1	-	1	10	56
MANUFACTURE OF PAPER AND PAPER PRODUCTS AND PRINTING	9	-	4	-	1	-	1	2	17
MANUFACTURE OF CHEMICALS AND CHEMICAL PRODUCTS.....	12	3	29	-	-	-	2	27	73
MANUFACTURE OF RUBBER AND PLASTIC PRODUCTS.....	13	1	18	5	3	-	-	5	45
MANUFACTURE OF OTHER NON METALLIC MINERAL PRODUCTS	5	2	16	2	2	-	1	13	41
MANUFACTURE OF BASIC IRON AND STEEL.....	27	8	37	4	13	-	3	23	115
MANUFACTURE OF FABRICATED METAL PRODUCTS EXCEPT MACHINERY AND EQUIPMENT.....	5	1	2	-	-	-	-	2	10
MANUFACTURE OF MACHINERY AND EQUIPMENT N.E.C.....	10	1	35	7	-	-	-	19	72
MANUFACTURE OF MOTOR VEHICLES TRAILERS & SEMI-TRAILERS	3	-	5	2	-	-	-	-	10
MANUFACTURE OF FURNITURE; MANUFACTURING N.E.C	3	-	2	2	-	-	-	-	7
MANUFACTURE OF FURNITURE; MANUFACTURING N.E.C	31	1	76	16	1	2	11	19	157
T O T A L	215	27	418	57	39	3	28	175	962
%	22.35	2.81	43.45	5.93	4.05	0.31	2.91	18.19	100

PERCENTAGE DISTRIBUTION OF ESTABLISHMENTS BY TYPE OF FIRST MAJOR OPERATIONAL
PROBLEM FACED AND INDUSTRIAL GROUP -PUBLIC AND PRIVATE 2002/2003(1995 E.F.Y.)

SUMMARY TABEL 3.13

INDUSTRIAL GROUP	TYPE OF REASONS												TOTAL
	SHORTAGE OF SUPPLY OF RAW MATERIALS	SHORTAGE OF SUPPLY OF SPARE PARTS	UNABLE TO COMPETE THE MARKET	ABSENCE OF MARKET DEMAND	LACK OF WORKING CAPITAL	FREQUENT MACHINERY FAILURE	LACK OF WORKING PREMISES	PROBLEM WITH EMPLOYEES	GOVERNMENT RULES AND REG-ULATIONS	OTHER PROBLEMS	NO PROBLEM FACED	NOT STATED	
MANUFACTURE OF FOOD PRODUCTS AND BEVERAGES.	50	7	23	106	7	16	3	1	23	19	31	2	288
MANUFACTURE OF TOBACCO PRODUCTS.....	—	—	—	—	—	1	—	—	—	—	—	—	1
MANUFACTURE OF TEXTILES.....	15	8	5	5	3	—	—	—	—	1	1	—	38
MANUFACTURE OF WEARING APPAREL, EXCEPT FUR APPAREL.....	8	1	1	11	3	—	—	—	3	3	2	—	32
TANNING AND DRESSING OF LEATHER; MANUFACTURE OF FOOTWEAR, LUGGAGE AND HANDBAGS.....	11	—	8	20	7	—	2	—	1	5	2	—	56
MANUFACTURE OF WOOD AND OF PRODUCTS OF WOOD AND CORK, EXCEPT FURNITURE.....	9	—	—	3	—	1	—	—	1	1	2	—	17
MANUFACTURE OF PAPER, PAPER PRODUCTS AND PRINTING	13	5	9	22	3	4	1	—	6	—	9	1	73
MANUFACTURE OF CHEMICALS AND CHEMICAL PRODUCTS	9	2	6	9	7	2	1	—	—	1	6	2	45
MANUFACTURE OF RUBBER AND PLASTIC PRODUCTS	7	3	2	11	2	—	3	—	2	5	5	1	41
MANUFACTURE OF OTHER -NON METALIC MATERIAL PRODUCTS.....	23	9	3	36	4	15	1	1	4	11	8	—	115
MANUFACTURE OF BASIC IRON AND STEEL.....	6	1	1	1	1	—	—	—	—	—	—	—	10
MANUFACTURE OF FABRICATED METAL PRODUCTS EXCEPT MACHINERY AND EQUIPMENT.....	18	1	7	19	10	—	1	—	3	6	6	1	72
MANUFACTURE OF MACHINERY AND EQUIPMENT N.E.C	3	—	2	2	2	—	—	—	—	1	—	—	10
MANUFACTURE OF MOTOR VEHICLES, TRAILERS & SEMI-TRAILERS.....	4	1	—	1	1	—	—	—	—	—	—	—	7
MANUFACTURE OF FURNITURE; MANUFACTURING N.E.C	35	2	8	53	23	2	7	2	11	6	7	1	157
T O T A L	211	40	75	299	73	41	19	4	54	59	79	8	962
%	21.93	4.16	7.80	31.08	7.59	4.26	1.98	42	5.61	6.13	8.21	83	100

**FIG. I GROSS VALUE OF PRODUCTION AT CURRENT
PRICE BY OWNERSHIP**

1998/99 - 2002/03 (1991 - 1995 E.F.Y)

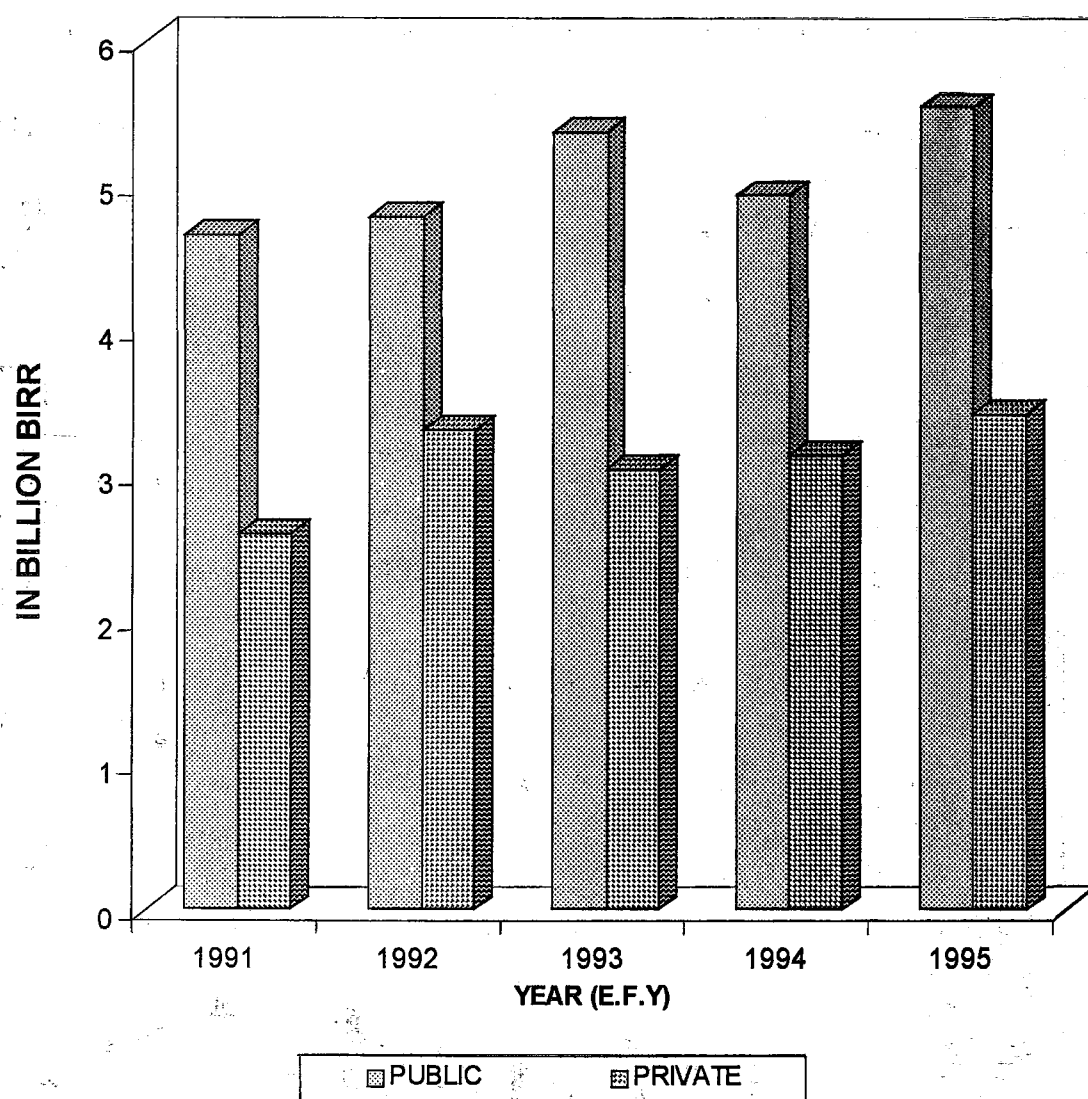
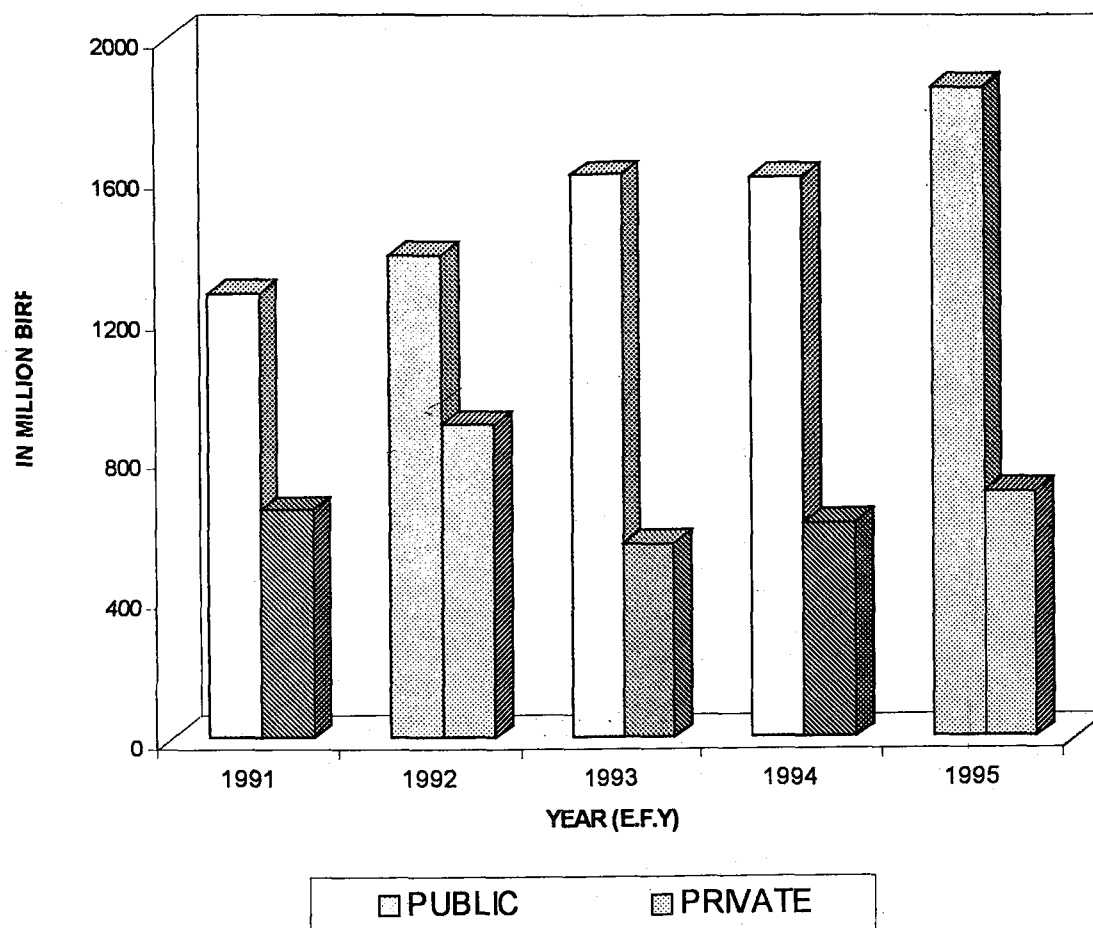
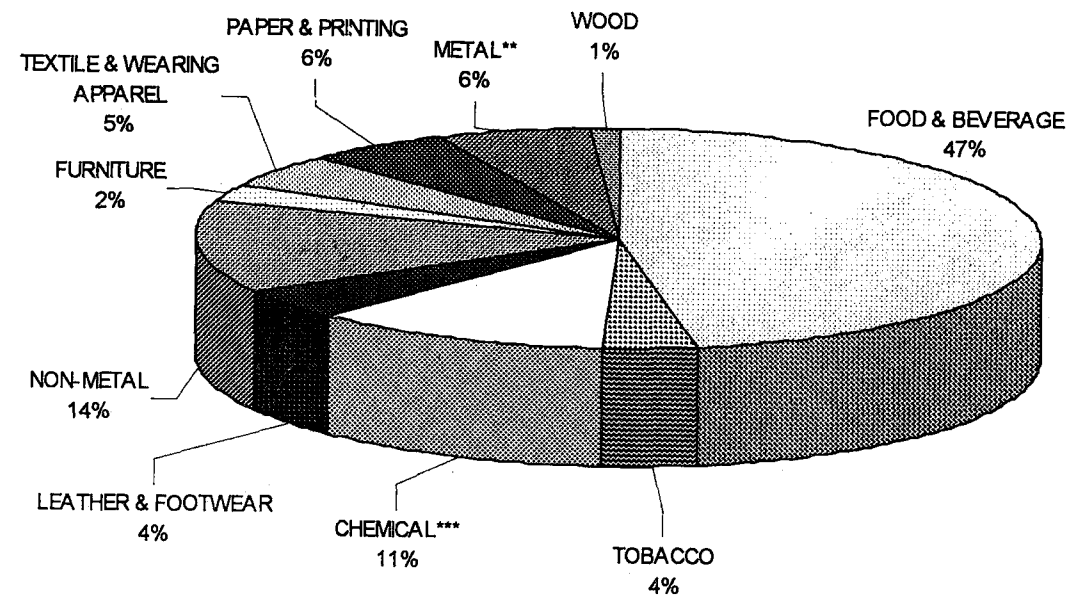


FIG. II VALUE ADDED* BY OWNERSHIP
1998/99 - 2002/03 (1991 - 1995 E.F.Y)



**FIG. III PERCENTAGE DISTRIBUTION OF VALUE ADDED*
BY INDUSTRIAL GROUP
2002/2003 (1995 E.F.Y)**

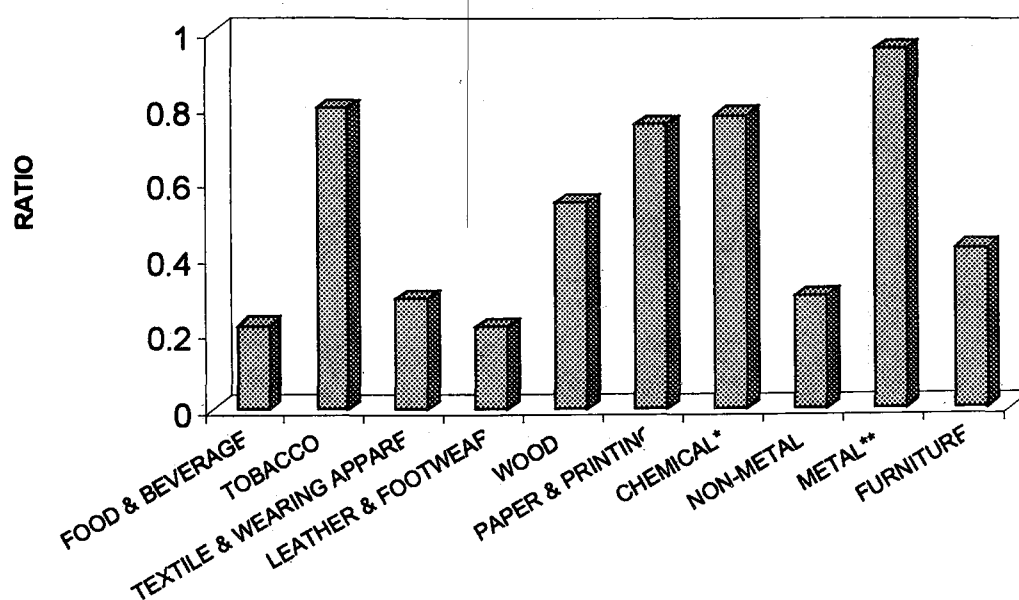


*In the National Account Concept at Factor Cost

** Includes Basic Iron, Fabricated Metal, Machinery and Motor Vehicles

*** Includes Rubber and Plastic.

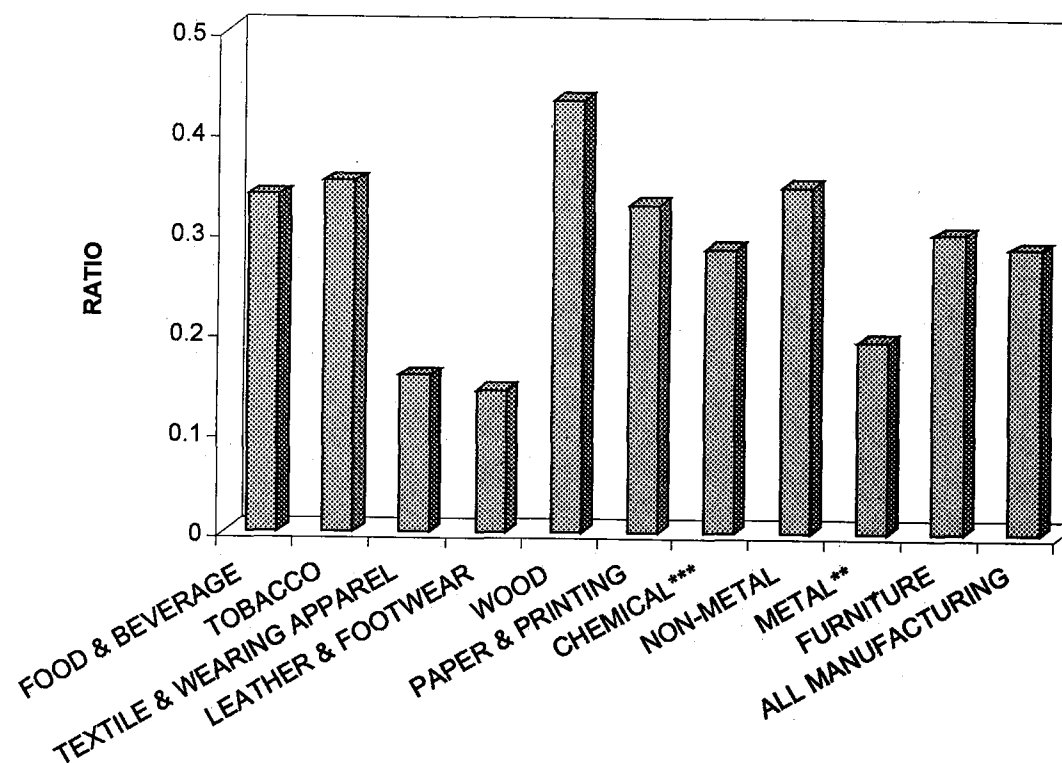
**FIG. IV RATIO OF IMPORTED TO TOTAL RAW MATERIAL
COST BY INDUSTRIAL GROUP
2002/2003 (1995 E.F.Y)**



***INCLUDES RUBBER AND PLASTICS**

****INCLUDES BASIC IRON, FABRICATED METAL, MACHINERY AND MOTOR VEHICLES**

FIG. V - RATIO OF VALUE ADDED* TO GROSS VALUE OF PRODUCTION
2002/2003 (1995 E.F.Y)



*In the National Account Concept at Factor Cost

** Includes Basic Iron, Fabricated Metal, Machinery and Motor Vehicles

*** Includes Rubber and Plastic.

**FIG. VI - INSTALLED GENERATING CAPACITY OF
ELECTRICITY
1998/99 - 2002/03 (1991 - 1995 E.F.Y)**

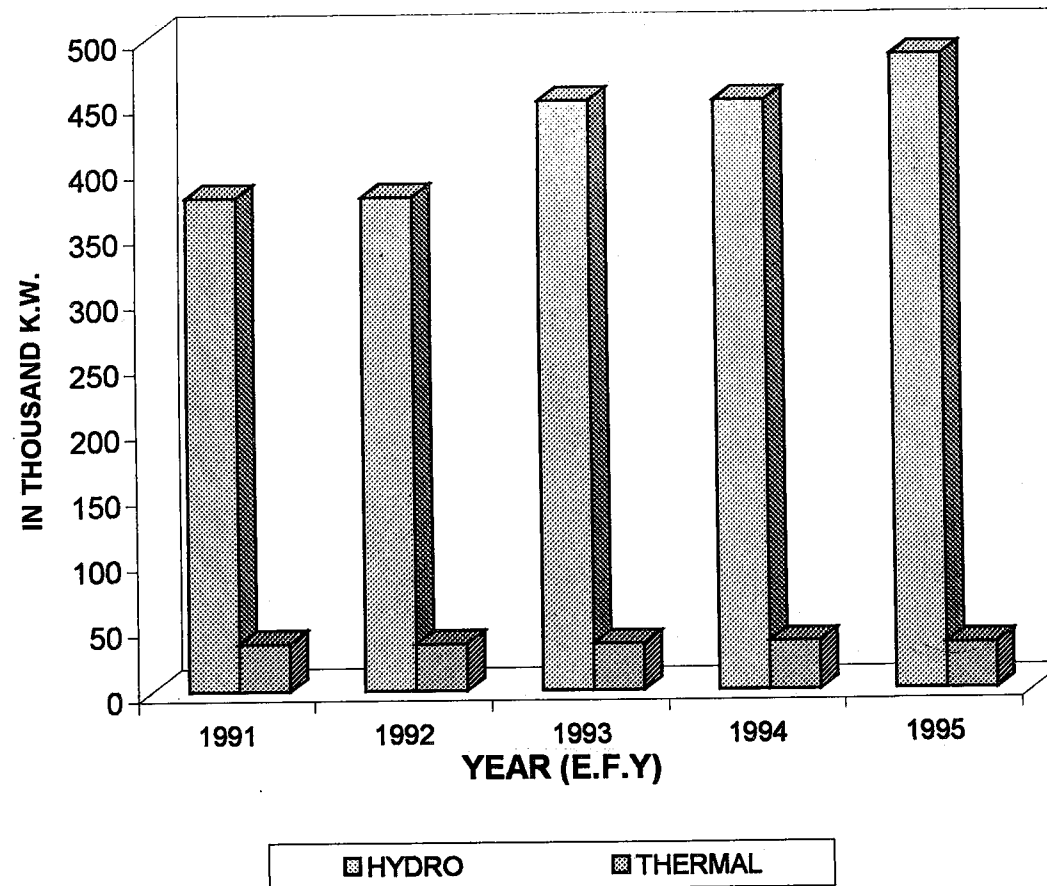
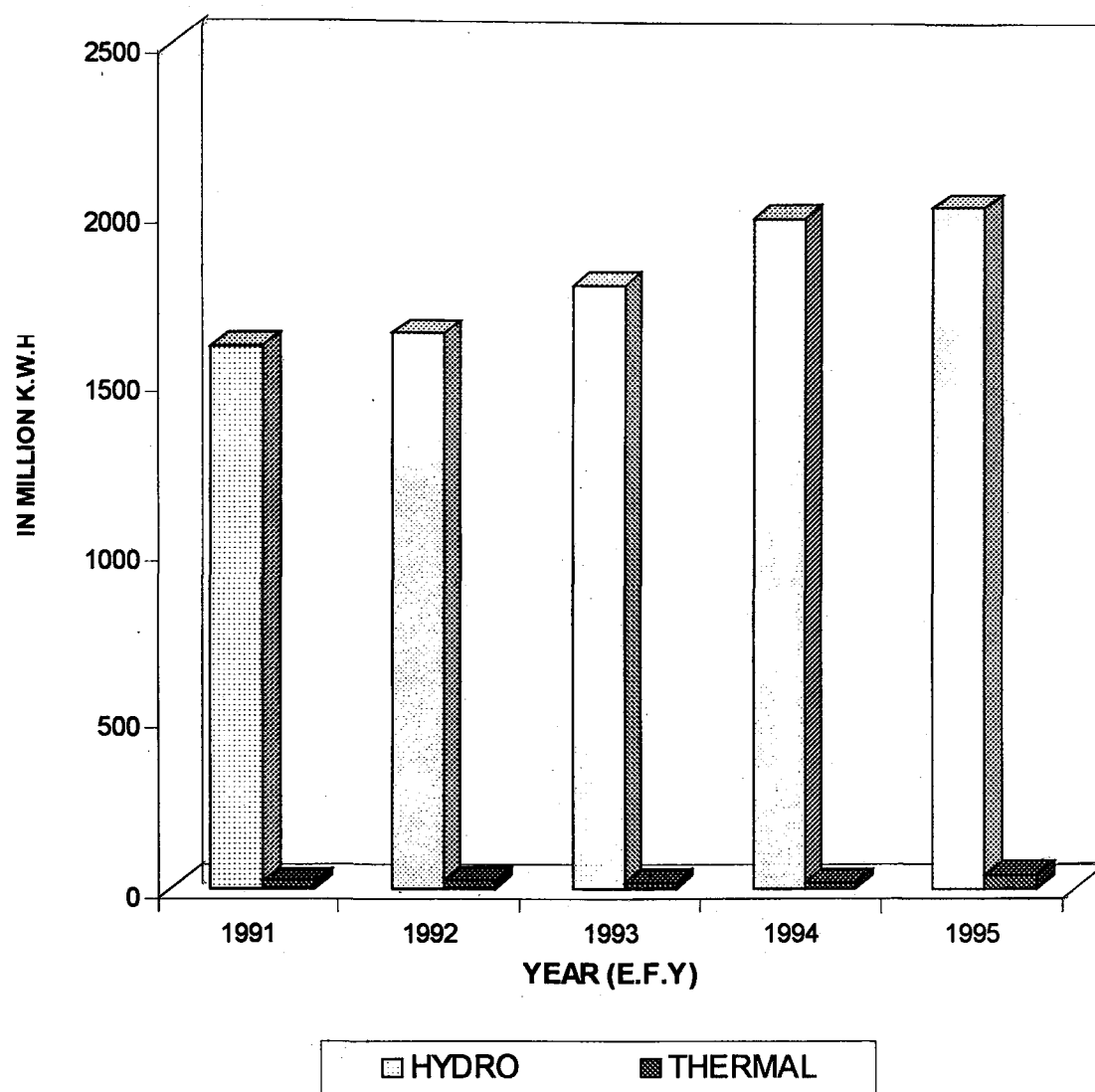


FIG. VII - PRODUCTION OF ELECTRICITY
1998/99 - 2002/03 (1991 - 1995 E.F.Y)



PART IV

**STATSTICAL TABLES ON LARGE AND
MEDIUM SCALE MANUFACTURING
INDUSTRIES**

2002/2003 (1995E.F.Y.)

COVERAGE OF THE SURVEY BY MAJOR INDUSTRIAL GROUP
2002/2003 (1995 E.F.Y)

TABLE 4.1-

INDUSTRIAL GROUP	Nº OF ESTABLISHMENTS COVERED BY THE REPORT			Nº OF ESTABLISHMENTS WITH RESPONSES			PERCENTAGE OF RESPONSES		
	PUBLIC	PRIVATE	TOTAL	PUBLIC	PRIVATE	TOTAL	PUBLIC	PRIVATE	TOTAL
MANUFACTURE OF FOOD PRODUCTS AND BEVERAGES.....	43	245	288	42	234	276	97.67	95.51	95.83
MANUFACTURE OF TOBACCO PRODUCTS	1	-	1	1	-	1	100.00	-	100.00
MANUFACTURE OF TEXTILES	20	18	38	19	13	32	95.00	72.22	84.21
MANUFACTURE OF WEARING APPAREL, EXCEPT FUR APPAREL....	4	28	32	4	27	31	100.00	96.43	96.88
TANNING AND DRESSING OF LEATHER; MANUFACTURE OF FOOTWEAR, LUGGAGE AND HANDBAGS	7	49	56	7	47	54	100.00	95.92	96.43
MANUFACTURE OF WOOD AND OF PRODUCTS OF WOOD AND CORK, EXCEPT FURNITURE	7	10	17	6	10	16	85.71	100.00	94.12
MANUFACTURE OF PAPER, PAPER PRODUCTS AND PRINTING	10	63	73	10	57	67	100.00	90.48	91.78
MANUFACTURE OF CHEMICALS AND CHEMICAL PRODUCTS.....	11	34	45	11	34	45	100.00	100.00	100.00
MANUFACTURE OF RUBBER AND PLASTIC PRODUCTS... ..	6	35	41	6	35	41	100.00	100.00	100.00
MANUFACTURE OF OTHER NON-METALLIC MINERAL PRODUCTS ...	21	94	115	19	90	109	90.48	95.74	94.78
MANUFACTURE OF BASIC IRON AND STEEL.....	3	7	10	1	6	7	33.33	85.71	70.00
MANUFACTURE OF FABRICATED METAL PRODUCTS EXCEPT MACHINERY AND EQUIPMENT	5	68	73	5	62	67	100.00	91.18	91.78
MANUFACTURE OF MACHINERY AND EQUIPMENT N.E.C.	-	10	10	-	9	9	-	90.00	90.00
MANUFACTURE OF MOTOR VEHICLES, TRAILERS & SEMI-TRAILERS	3	5	8	3	4	7	100.00	80.00	87.50
MANUFACTURE OF FURNITURE; MANUFACTURING N.E.C.	6	152	158	6	142	148	100.00	93.42	93.67
T O T A L	147	818	965	140	770	910	95.24	94.13	94.30

COVERAGE OF THE SURVEY BY MAJOR INDUSTRIAL GROUP
2002/2003 (1995 E.F.Y)

TABLE 4.1 (CONTD.)

INDUSTRIAL GROUP	VALUE ADDED AT FACTOR COST - NATIONAL ACCOUNT CONCEPT (IN '000 BIRR)								
	PUBLIC	PRIVATE	TOTAL	OF WHICH ESTABLISHMENTS WITH RESPONSES			PERCENTAGE OF RESPONSES		
				PUBLIC	PRIVATE	TOTAL	PUBLIC	PRIVATE	TOTAL
MANUFACTURE OF FOOD PRODUCTS AND BEVERAGES.....	1,461,568	403,647	1,865,215	1,461,545	402,850	1,864,395	100.00	99.80	99.96
MANUFACTURE OF TOBACCO PRODUCTS	142,336	-	142,336	142,336	-	142,336	100.00	-	100.00
MANUFACTURE OF TEXTILES	159,770	43,515	203,285	159,520	30,771	190,291	99.84	70.71	93.61
MANUFACTURE OF WEARING APPAREL, EXCEPT FUR APPAREL....	6,931	25,048	31,978	6,931	24,994	31,925	100.00	99.79	99.83
TANNING AND DRESSING OF LEATHER; MANUFACTURE OF FOOTWEAR, LUGGAGE AND HANDBAGS	79,947	67,349	147,297	79,947	65,285	145,232	100.00	96.93	98.60
MANUFACTURE OF WOOD AND OF PRODUCTS OF WOOD AND CORK, EXCEPT FURNITURE	34,737	622	35,359	33,580	622	34,202	96.67	100.00	96.73
MANUFACTURE OF PAPER, PAPER PRODUCTS AND PRINTING	126,946	58,977	185,924	126,946	58,202	185,148	100.00	98.69	99.58
MANUFACTURE OF CHEMICALS AND CHEMICAL PRODUCTS.....	92,066	96,074	188,140	92,066	96,074	188,140	100.00	100.00	100.00
MANUFACTURE OF RUBBER AND PLASTIC PRODUCTS.....	121,483	93,424	214,906	121,483	93,424	214,906	100.00	100.00	100.00
MANUFACTURE OF OTHER NON-METALLIC MINERAL PRODUCTS ...	321,609	118,141	439,750	309,255	117,595	426,850	96.16	99.54	97.07
MANUFACTURE OF BASIC IRON AND STEEL.....	59,372	41,690	101,062	10,908	29,731	40,639	18.37	71.32	40.21
MANUFACTURE OF FABRICATED METAL PRODUCTS EXCEPT MACHINERY AND EQUIPMENT	38,467	36,444	74,911	38,467	30,441	68,908	100.00	83.53	91.99
MANUFACTURE OF MACHINERY AND EQUIPMENT N.E.C.	-	2,753	2,753	-	1,913	1,913	-	69.48	69.48
MANUFACTURE OF MOTOR VEHICLES, TRAILERS & SEMI-TRAILERS	18,737	28,313	47,051	18,737	26,988	45,726	100.00	95.32	97.18
MANUFACTURE OF FURNITURE; MANUFACTURING N.E.C.	17,557	52,980	70,537	17,557	50,863	68,420	100.00	96.00	97.00
T O T A L	2,681,528	1,068,975	3,750,503	2,619,279	1,029,752	3,649,031	97.68	96.33	97.29

INITIAL CAPITAL OF REPORTING ESTABLISHMENTS BY SOURCE OF OWNERSHIP AND INDUSTRIAL GROUP
2002/2003 (1995 E.F.Y)

TABLE 4.2

TABLE 4.2

INDUSTRIAL GROUP	N° OF ESTABLISHMENTS			PAID-UP CAPITAL (IN '000 BIRR)				
	PUBLIC	PRIVATE	TOTAL	PUBLIC	PRIVATE		NON-ETH.	TOTAL
					ETHIOPIAN			
					MALE	FEM.		
MANUFACTURE OF FOOD PRODUCTS AND BEVERAGES.....	43	236	279	1,377,238	615,016	101,522	160,434	2,254,210
Production, processing and preserving of meat, fruit and vegetables	3	3	6	6,000	42,805	-	73,383	122,188
Manufacture of vegetable and animal oils and fats...	6	21	27	109,187	4,697	605	500	114,990
Manufacture of dairy products	1	2	3	5,591	3,105	7,056	-	15,752
Manufacture of grain mill products	7	56	63	56,758	140,216	66,585	6,650	270,208
Manufacture of prepared animal feeds	1	2	3	2,392	3,460	-	-	5,852
Manufacture of bakery products	5	120	125	96,223	50,600	9,980	-	156,803
Manufacture of sugar and sugar confectionery	4	6	10	752,193	282	70	-	752,544
Manufacture of macaroni and spaghetti.....	3	1	4	35,816	1,622	-	-	37,438
Manufacture of food products n.e.c.	1	9	10	9,051	228,217	4,393	-	241,661
Distilling, rectifying and blending of spirits	4	8	12	1,029	9,929	4,550	3,000	18,508
Manufacture of wines	2	-	2	30,000	-	-	-	30,000
Manufacture of malt liquors and malt	4	3	7	251,930	74,522	8,283	22,394	357,129
Manufacture of soft drinks & production of mineral waters	2	5	7	21,068	55,561	-	54,507	131,137
MANUFACTURE OF TOBACCO PRODUCTS	1	-	1	49,400	-	-	-	49,400
Manufacture of tobacco products.....	1	-	1	49,400	-	-	-	49,400
MANUFACTURE OF TEXTILES	17	17	34	581,729	86,018	1,525	1,317	670,589
Spinning, weaving and finishing of textiles	15	10	25	543,939	83,341	425	1,317	629,022
Manufacture of cordage, rope, twine and netting	2	-	2	37,790	-	-	-	37,790
Knitting mills	-	7	7	-	2,677	1,100	-	3,777
MANUFACTURE OF WEARING APPAREL, EXCEPT FUR APPAREL....	4	28	32	8,960	23,714	1,140	-	33,814
Manufacture of wearing apparel except fur apparel...	4	28	32	8,960	23,714	1,140	-	33,814
TANNING AND DRESSING OF LEATHER; MANUFACTURE OF FOOTWEAR, LUGGAGE AND HANDBAGS	6	49	55	24,959	146,827	47,648	190,893	410,327
Tanning and dressing of leather, luggage and handbags	3	11	14	14,424	61,185	10,500	144,136	230,246
Manufacture of footwear.....	3	38	41	10,535	85,641	37,148	46,757	180,081
MANUFACTURE OF WOOD AND OF PRODUCTS OF WOOD AND CORK, EXCEPT FURNITURE	7	10	17	13,030	1,144	75	1,944	16,192
Manufacture of wood and of products of wood and cork, except furniture.....	7	10	17	13,030	1,144	75	1,944	16,192
MANUFACTURE OF PAPER, PAPER PRODUCTS AND PRINTING	10	63	73	89,085	75,205	25,182	358	189,830
Manufacture of paper and paper products.....	2	5	7	25,270	20,107	4,929	-	50,306
Publishing and printing services.....	8	58	66	63,815	55,098	20,253	358	139,524
MANUFACTURE OF CHEMICALS AND CHEMICAL PRODUCTS.....	10	32	42	114,198	140,138	24,206	5,462	284,004
Manufacture of basic chemicals, except fertilizers and nitrogen compounds.....	4	1	5	106,686	21,000	-	-	127,686
Manufacture of paints, varnishes and mastics	2	6	8	5,288	47,918	9,094	-	62,300

INITIAL CAPITAL OF REPORTING ESTABLISHMENTS BY SOURCE OF OWNERSHIP AND INDUSTRIAL GROUP
2002/2003 (1995 E.F.Y)

TABLE 4.2(Contd..)

INDUSTRIAL GROUP	N° OF ESTABLISHMENTS			PAID-UP CAPITAL(IN '000 BIRR)				
	PUBLIC	PRIVATE	TOTAL	PUBLIC	PRIVATE		NON-ETH.	TOTAL
					ETHIOPIAN			
					MALE	FEM.		
Manufacture of pharmaceuticals, medicinal chemicals and botanical products.....	1	5	6	624	24,734	3,079	5,462	33,899
Manufacture of soap and detergents cleaning and polishing, perfumes and toilet preparations.....	2	16	18	1,350	33,658	8,872	-	43,879
Manufacture of chemical products n.e.c.	1	4	5	250	12,828	3,162	-	16,240
MANUFACTURE OF RUBBER AND PLASTIC PROCDUCTS.....	5	33	38	35,565	111,480	13,984	13,544	174,573
Manufacture of rubber products.....	1	3	4	5,575	1,356	1,654	-	8,585
Manufacture of plastic products.....	4	30	34	29,990	110,124	12,330	13,544	165,988
MANUFACTURE OF OTHER NON-METALLIC MINERAL PRODUCTS ...	20	94	114	409,993	57,451	2,824	-	470,267
Manufacture of glass and glass products.....	1	1	2	10,000	5	-	-	10,005
Manufacture of structural clay products	3	3	6	10,359	1,015	160	-	11,534
Manufacture of cement, lime and plaster	5	4	9	232,432	385	-	-	232,817
Manufacture of articles of concrete, cement and plaster	7	73	80	15,675	10,981	2,384	-	29,040
Manufacture of non-metallic mineral products n.e.c..	4	13	17	141,526	45,065	280	-	186,871
MANUFACTURE OF BASIC IRON AND STEEL.....	3	7	10	16,926	164,361	10,700	-	191,987
Manufacture of basic iron and steel.....	3	7	10	16,926	164,361	10,700	-	191,987
MANUFACTURE OF FABRICATED METAL PRODUCTS EXCEPT MACHINERY AND EQUIPMENT	4	67	71	242,517	64,177	12,060	7,304	326,057
Manufacture of structural metal products, tanks, reservoirs and containers of metal	1	40	41	83,642	17,928	4,984	3,430	109,984
Manufacture of cutlery, hand tools and general hardware	1	9	10	5,077	9,640	3,848	3,519	22,084
Manufacture of other fabricated metal products	2	18	20	153,798	36,609	3,228	355	193,989
MANUFACTURE OF MACHINERY AND EQUIPMENT N.E.C.	-	10	10	-	6,886	2,025	3,597	12,508
Manufacture of pumps, compressors, taps and valves..	-	-	-	-	-	-	-	-
Manufacture of ovens, furnaces and furnace burners..	-	5	5	-	4,455	1,775	1,000	7,230
Manufacture of other general purpose machinery.....	-	-	-	-	-	-	-	-
Manufacture of machinery for food and beverage processing	-	4	4	-	2,431	250	2,197	4,878
Manufacture of accumulators, primary cells and and primary batteries	-	1	1	-	-	-	400	400
MANUFACTURE OF MOTOR VEHICLES,TRAILERS & SEMI-TRAILERS	3	4	7	13,291	5,525	2,475	3,000	24,291
Manufacture of bodies for motor vehicles.....	3	4	7	13,291	5,525	2,475	3,000	24,291
Manufacture of parts and accessories for motor vehicles and their engines.....	-	-	-	-	-	-	-	-
MANUFACTURE OF FURNITURE; MANUFACTURING N.E.C.	6	152	158	20,439	61,293	6,166	247	88,145
Manufacture of furniture; manufacturing n.e.c.....	6	152	158	20,439	61,293	6,166	247	88,145
T O T A L	139	802	941	2,997,329	1,559,234	251,532	388,099	5,196,194

NUMBER OF REPORTING ESTABLISHMENTS BY SIZE OF PAID-UP CAPITAL AND INDUSTRIAL GROUP - PUBLIC AND PRIVATE
2002/2003 (1995 E.F.Y)

TABLE 4.3

INDUSTRIAL GROUP	PAID-UP CAPITAL IN BIRR						TOTAL ESTAB.
	UPTO 50,000	50,001 - 100,000	100,001- 250,000	250,001- 500,000	500,001- 1,000,000	OVER 1,000,000	
MANUFACTURE OF FOOD PRODUCTS AND BEVERAGES.....	58	17	27	38	23	116	279
Production, processing and preserving of meat, fruit and vegetables	-	-	-	-	2	4	6
Manufacture of vegetable and animal oils and fats...	7	2	6	6	2	4	27
Manufacture of dairy products	-	-	-	-	-	3	3
Manufacture of grain mill products	-	-	2	8	10	43	63
Manufacture of prepared animal feeds	-	-	-	1	-	2	3
Manufacture of bakery products	46	13	18	19	5	24	125
Manufacture of sugar and sugar confectionery	3	2	-	2	-	3	10
Manufacture of macaroni and spaghetti.....	-	-	-	-	2	2	4
Manufacture of food products n.e.c.	1	-	1	-	1	7	10
Distilling, rectifying and blending of spirits	-	-	-	2	1	9	12
Manufacture of wines	-	-	-	-	-	2	2
Manufacture of malt liquors and malt	-	-	-	-	-	7	7
Manufacture of soft drinks & production of mineral waters	1	-	-	-	-	6	7
MANUFACTURE OF TOBACCO PRODUCTS	-	-	-	-	-	1	1
Manufacture of tobacco products.....	-	-	-	-	-	1	1
MANUFACTURE OF TEXTILES	3	2	2	3	3	21	34
Spinning, weaving and finishing of textiles	1	-	1	2	3	18	25
Manufacture of cordage, rope, twine and netting	-	-	-	-	-	2	2
Knitting mills	2	2	1	1	-	1	7
MANUFACTURE OF WEARING APPAREL, EXCEPT FUR APPAREL....	12	6	4	1	3	6	32
Manufacture of wearing apparel except fur apparel...	12	6	4	1	3	6	32
TANNING AND DRESSING OF LEATHER; MANUFACTURE OF FOOTWEAR, LUGGAGE AND HANDBAGS	5	1	2	3	2	42	55
Tanning and dressing of leather, luggage and handbags	-	-	1	-	-	13	14
Manufacture of footwear.....	5	1	1	3	2	29	41
MANUFACTURE OF WOOD AND OF PRODUCTS OF WOOD AND CORK, EXCEPT FURNITURE	6	2	2	-	2	5	17
Manufacture of wood and of products of wood and cork, except furniture.....	6	2	2	-	2	5	17
MANUFACTURE OF PAPER, PAPER PRODUCTS AND PRINTING	7	8	13	10	9	26	73
Manufacture of paper and paper products.....	-	-	-	1	1	5	7
Publishing and printing services.....	7	8	13	9	8	21	66
MANUFACTURE OF CHEMICALS AND CHEMICAL PRODUCTS.....	3	3	4	3	6	23	42
Manufacture of basic chemicals, except fertilizers and nitrogen compounds.....	-	-	-	-	1	4	5
Manufacture of paints, varnishes and mastics	-	-	-	1	1	6	8

NUMBER OF REPORTING ESTABLISHMENTS BY SIZE OF PAID-UP CAPITAL AND INDUSTRIAL GROUP - PUBLIC AND PRIVATE
2002/2003 (1995 E.F.Y)

TABLE 4.3 (Contd..)

INDUSTRIAL GROUP	PAID-UP CAPITAL IN BIRR						TOTAL ESTAB.
	UPTO 50,000	50,001 - 100,000	100,001- 250,000	250,001- 500,000	500,001- 1,000,000	OVER 1,000,000	
Manufacture of pharmaceuticals, medicinal chemicals and botanical products.....	-	1	-	-	-	5	6
Manufacture of soap and detergents cleaning and polishing, perfumes and toilet preparations.....	2	2	3	1	3	7	18
Manufacture of chemical products n.e.c.	1	-	1	1	1	1	5
MANUFACTURE OF RUBBER AND PLASTIC PROCDUCTS.....	2	-	1	6	3	26	38
Manufacture of rubber products.....	1	-	-	1	-	2	4
Manufacture of plastic products.....	1	-	1	5	3	24	34
MANUFACTURE OF OTHER NON-METALLIC MINERAL PRODUCTS ...	39	16	21	12	10	16	114
Manufacture of glass and glass products.....	1	-	-	-	-	1	2
Manufacture of structural clay products	1	-	1	1	1	2	6
Manufacture of cement, lime and plaster	1	-	3	1	-	4	9
Manufacture of articles of concrete, cement and plaster	34	13	13	9	6	5	80
Manufacture of non-metallic mineral products n.e.c..	2	3	4	1	3	4	17
MANUFACTURE OF BASIC IRON AND STEEL.....	-	-	-	-	2	8	10
Manufacture of basic iron and steel.....	-	-	-	-	2	8	10
MANUFACTURE OF FABRICATED METAL PRODUCTS EXCEPT MACHINERY AND EQUIPMENT	21	6	11	7	4	22	71
Manufacture of structural metal products, tanks, reservoirs and containers of metal	18	4	6	2	2	9	41
Manufacture of cutlery, hand tools and general hardware	3	-	1	1	-	5	10
Manufacture of other fabricated metal products	-	2	4	4	2	8	20
MANUFACTURE OF MACHINERY AND EQUIPMENT N.E.C.	2	1	1	3	-	3	10
Manufacture of pumps, compressors, taps and valves..	-	-	-	-	-	-	-
Manufacture of ovens, furnaces and furnace burners..	1	1	1	-	-	2	5
Manufacture of other general purpose machinery.....	-	-	-	-	-	-	-
Manufacture of machinery for food and beverage processing	1	-	-	2	-	1	4
Manufacture of accumulators, primary cells and and primary batteries	-	-	-	1	-	-	1
MANUFACTURE OF MOTOR VEHICLES, TRAILERS & SEMI-TRAILERS	-	-	-	1	-	6	7
Manufacture of bodies for motor vehicles.....	-	-	-	1	-	6	7
Manufacture of parts and accessories for motor vehicles and their engines.....	-	-	-	-	-	-	-
MANUFACTURE OF FURNITURE; MANUFACTURING N.E.C.	77	21	24	14	7	15	158
Manufacture of furniture; manufacturing n.e.c.....	77	21	24	14	7	15	158
T O T A L	235	83	112	101	74	336	941

NUMBER OF REPORTING ESTABLISHMENTS BY SIZE OF PAID-UP CAPITAL AND INDUSTRIAL GROUP - PUBLIC
2002/2003 (1995 E.F.Y)

TABLE 4.4

INDUSTRIAL GROUP	PAID-UP CAPITAL IN BIRR						TOTAL ESTAB.
	UPTO 50,000	50,001 - 100,000	100,001- 250,000	250,001- 500,000	500,001- 1,000,000	OVER 1,000,000	
MANUFACTURE OF FOOD PRODUCTS AND BEVERAGES.....	-	-	1	4	5	33	43
Production, processing and preserving of meat, fruit and vegetables	-	-	-	-	2	1	3
Manufacture of vegetable and animal oils and fats...	-	-	1	2	-	3	6
Manufacture of dairy products	-	-	-	-	-	1	1
Manufacture of grain mill products	-	-	-	1	1	5	7
Manufacture of prepared animal feeds	-	-	-	-	-	1	1
Manufacture of bakery products	-	-	-	-	-	5	5
Manufacture of sugar and sugar confectionery	-	-	-	1	-	3	4
Manufacture of macaroni and spaghetti.....	-	-	-	-	2	1	3
Manufacture of food products n.e.c.	-	-	-	-	-	1	1
Distilling, rectifying and blending of spirits	-	-	-	-	-	4	4
Manufacture of wines	-	-	-	-	-	2	2
Manufacture of malt liquors and malt	-	-	-	-	-	4	4
Manufacture of soft drinks & production of mineral waters	-	-	-	-	-	2	2
MANUFACTURE OF TOBACCO PRODUCTS	-	-	-	-	-	1	1
Manufacture of tobacco products.....	-	-	-	-	-	1	1
MANUFACTURE OF TEXTILES	-	-	-	1	2	14	17
Spinning, weaving and finishing of textiles	-	-	-	1	2	12	15
Manufacture of cordage, rope, twine and netting	-	-	-	-	-	2	2
Knitting mills	-	-	-	-	-	-	-
MANUFACTURE OF WEARING APPAREL, EXCEPT FUR APPAREL....	-	-	3	-	-	1	4
Manufacture of wearing apparel except fur apparel....	-	-	3	-	-	1	4
TANNING AND DRESSING OF LEATHER; MANUFACTURE OF FOOTWEAR, LUGGAGE AND HANDBAGS	-	-	2	-	-	4	6
Tanning and dressing of leather, luggage and handbags	-	-	1	-	-	2	3
Manufacture of footwear.....	-	-	1	-	-	2	3
MANUFACTURE OF WOOD AND OF PRODUCTS OF WOOD AND CORK, EXCEPT FURNITURE	-	-	1	-	1	5	7
Manufacture of wood and of products of wood and cork, except furniture.....	-	-	1	-	1	5	7
MANUFACTURE OF PAPER, PAPER PRODUCTS AND PRINTING	1	-	2	-	-	7	10
Manufacture of paper and paper products.....	-	-	-	-	-	2	2
Publishing and printing services.....	1	-	2	-	-	5	8
MANUFACTURE OF CHEMICALS AND CHEMICAL PRODUCTS.....	-	-	1	-	4	5	10
Manufacture of basic chemicals, except fertilizers and nitrogen compounds.....	-	-	-	-	1	3	4
Manufacture of paints, varnishes and mastics	-	-	-	-	1	1	2

NUMBER OF REPORTING ESTABLISHMENTS BY SIZE OF PAID-UP CAPITAL AND INDUSTRIAL GROUP - PUBLIC
2002/2003 (1995 E.F.Y)

TABLE 4.4 (Contd..)

INDUSTRIAL GROUP	PAID-UP CAPITAL IN BIRR						TOTAL ESTAB.
	UPTO 50,000	50,001 - 100,000	100,001- 250,000	250,001- 500,000	500,001- 1,000,000	OVER 1,000,000	
Manufacture of pharmaceuticals, medicinal chemicals and botanical products.....	-	-	-	-	-	1	1
Manufacture of soap and detergents cleaning and polishing, perfumes and toilet preparations.....	-	-	-	-	2	-	2
Manufacture of chemical products n.e.c.	-	-	1	-	-	-	1
MANUFACTURE OF RUBBER AND PLASTIC PROCDUCTS.....	-	-	-	2	-	3	5
Manufacture of rubber products.....	-	-	-	-	-	1	1
Manufacture of plastic products.....	-	-	-	2	-	2	4
MANUFACTURE OF OTHER NON-METALLIC MINERAL PRODUCTS ...	-	-	2	2	5	11	20
Manufacture of glass and glass products.....	-	-	-	-	-	1	1
Manufacture of structural clay products	-	-	-	1	-	2	3
Manufacture of cement, lime and plaster	-	-	1	1	-	3	5
Manufacture of articles of concrete, cement and plaster	-	-	1	-	3	3	7
Manufacture of non-metallic mineral products n.e.c..	-	-	-	-	2	2	4
MANUFACTURE OF BASIC IRON AND STEEL.....	-	-	-	-	1	2	3
Manufacture of basic iron and steel.....	-	-	-	-	1	2	3
MANUFACTURE OF FABRICATED METAL PRODUCTS EXCEPT MACHINERY AND EQUIPMENT	-	-	-	-	-	4	4
Manufacture of structural metal products, tanks, reservoirs and containers of metal	-	-	-	-	-	1	1
Manufacture of cutlery, hand tools and general hardware	-	-	-	-	-	1	1
Manufacture of other fabricated metal products	-	-	-	-	-	2	2
MANUFACTURE OF MACHINERY AND EQUIPMENT N.E.C.	-	-	-	-	-	-	-
Manufacture of pumps, compressors, taps and valves..	-	-	-	-	-	-	-
Manufacture of ovens, furnaces and furnace burners..	-	-	-	-	-	-	-
Manufacture of other general purpose machinery.....	-	-	-	-	-	-	-
Manufacture of machinery for food and beverage processing	-	-	-	-	-	-	-
Manufacture of accumulators, primary cells and and primary batteries	-	-	-	-	-	-	-
MANUFACTURE OF MOTOR VEHICLES, TRAILERS & SEMI-TRAILERS	-	-	-	1	-	2	3
Manufacture of bodies for motor vehicles.....	-	-	-	1	-	2	3
Manufacture of parts and accessories for motor vehicles and their engines.....	-	-	-	-	-	-	-
MANUFACTURE OF FURNITURE; MANUFACTURING N.E.C.	-	-	2	1	1	2	6
Manufacture of furniture; manufacturing n.e.c.....	-	-	2	1	1	2	6
T O T A L	1	-	14	11	19	94	139

NUMBER OF REPORTING ESTABLISHMENTS BY SIZE OF PAID-UP CAPITAL AND INDUSTRIAL GROUP - PRIVATE
2002/2003 (1995 E.F.Y)

TABLE 4.5

INDUSTRIAL GROUP	PAID-UP CAPITAL IN BIRR						TOTAL ESTAB.
	UPTO 50,000	50,001 - 100,000	100,001 - 250,000	250,001 - 500,000	500,001 - 1,000,000	OVER 1,000,000	
MANUFACTURE OF FOOD PRODUCTS AND BEVERAGES.....	58	17	26	34	18	83	236
Production, processing and preserving of meat, fruit and vegetables	-	-	-	-	-	3	3
Manufacture of vegetable and animal oils and fats...	7	2	5	4	2	1	21
Manufacture of dairy products	-	-	-	-	-	2	2
Manufacture of grain mill products	-	-	2	7	9	38	56
Manufacture of prepared animal feeds	-	-	-	1	-	1	2
Manufacture of bakery products	46	13	18	19	5	19	120
Manufacture of sugar and sugar confectionery	3	2	-	1	-	-	6
Manufacture of macaroni and spaghetti.....	-	-	-	-	-	1	1
Manufacture of food products n.e.c.	1	-	1	-	1	6	9
Distilling, rectifying and blending of spirits	-	-	-	2	1	5	8
Manufacture of wines	-	-	-	-	-	-	-
Manufacture of malt liquors and malt	-	-	-	-	-	3	3
Manufacture of soft drinks & production of mineral waters	1	-	-	-	-	4	5
MANUFACTURE OF TOBACCO PRODUCTS	-	-	-	-	-	-	-
Manufacture of tobacco products.....	-	-	-	-	-	-	-
MANUFACTURE OF TEXTILES	3	2	2	2	1	7	17
Spinning, weaving and finishing of textiles	1	-	1	1	1	6	10
Manufacture of cordage, rope, twine and netting	-	-	-	-	-	-	-
Knitting mills	2	2	1	1	-	1	7
MANUFACTURE OF WEARING APPAREL, EXCEPT FUR APPAREL....	12	6	1	1	3	5	28
Manufacture of wearing apparel except fur apparel...	12	6	1	1	3	5	28
TANNING AND DRESSING OF LEATHER; MANUFACTURE OF FOOTWEAR, LUGGAGE AND HANDBAGS	5	1	-	3	2	38	49
Tanning and dressing of leather, luggage and handbags	-	-	-	-	-	11	11
Manufacture of footwear.....	5	1	-	3	2	27	38
MANUFACTURE OF WOOD AND OF PRODUCTS OF WOOD AND CORK, EXCEPT FURNITURE	6	2	1	-	1	-	10
Manufacture of wood and of products of wood and cork, except furniture.....	6	2	1	-	1	-	10
MANUFACTURE OF PAPER, PAPER PRODUCTS AND PRINTING	6	8	11	10	9	19	63
Manufacture of paper and paper products.....	-	-	-	1	1	3	5
Publishing and printing services.....	6	8	11	9	8	16	58
MANUFACTURE OF CHEMICALS AND CHEMICAL PRODUCTS.....	3	3	3	3	2	18	32
Manufacture of basic chemicals, except fertilizers and nitrogen compounds.....	-	-	-	-	-	1	1
Manufacture of paints, varnishes and mastics	-	-	-	1	-	5	6

NUMBER OF REPORTING ESTABLISHMENTS BY SIZE OF PAID-UP CAPITAL AND INDUSTRIAL GROUP - PRIVATE
2002/2003 (1995 E.F.Y)

TABLE 4.5 (Contd..)

INDUSTRIAL GROUP	PAID-UP CAPITAL IN BIRR						TOTAL ESTAB.
	UPTO 50,000	50,001 - 100,000	100,001- 250,000	250,001- 500,000	500,001- 1,000,000	OVER 1,000,000	
Manufacture of pharmaceuticals, medicinal chemicals and botanical products.....	-	1	-	-	-	4	5
Manufacture of soap and detergents cleaning and polishing, perfumes and toilet preparations.....	2	2	3	1	1	7	16
Manufacture of chemical products n.e.c.	1	-	-	1	1	1	4
MANUFACTURE OF RUBBER AND PLASTIC PROCDUCTS.....	2	-	1	4	3	23	33
Manufacture of rubber products.....	1	-	-	1	-	1	3
Manufacture of plastic products.....	1	-	1	3	3	22	30
MANUFACTURE OF OTHER NON-METALLIC MINERAL PRODUCTS ...	39	16	19	10	5	5	94
Manufacture of glass and glass products.....	1	-	-	-	-	-	1
Manufacture of structural clay products	1	-	1	-	1	-	3
Manufacture of cement, lime and plaster	1	-	2	-	-	1	4
Manufacture of articles of concrete, cement and plaster	34	13	12	9	3	2	73
Manufacture of non-metallic mineral products n.e.c..	2	3	4	1	1	2	13
MANUFACTURE OF BASIC IRON AND STEEL.....	-	-	-	-	1	6	7
Manufacture of basic iron and steel.....	-	-	-	-	1	6	7
MANUFACTURE OF FABRICATED METAL PRODUCTS EXCEPT MACHINERY AND EQUIPMENT	21	6	11	7	4	18	67
Manufacture of structural metal products, tanks, reservoirs and containers of metal	18	4	6	2	2	8	40
Manufacture of cutlery, hand tools and general hardware	3	-	1	1	-	4	9
Manufacture of other fabricated metal products	-	2	4	4	2	6	18
MANUFACTURE OF MACHINERY AND EQUIPMENT N.E.C.	2	1	1	3	-	3	10
Manufacture of pumps, compressors, taps and valves..	-	-	-	-	-	-	-
Manufacture of ovens, furnaces and furnace burners..	1	1	1	-	-	2	5
Manufacture of other general purpose machinery.....	-	-	-	-	-	-	-
Manufacture of machinery for food and beverage processing	1	-	-	2	-	1	4
Manufacture of accumulators, primary cells and and primary batteries	-	-	-	1	-	-	1
MANUFACTURE OF MOTOR VEHICLES, TRAILERS & SEMI-TRAILERS	-	-	-	-	-	4	4
Manufacture of bodies for motor vehicles.....	-	-	-	-	-	4	4
Manufacture of parts and accessories for motor vehicles and their engines.....	-	-	-	-	-	-	-
MANUFACTURE OF FURNITURE; MANUFACTURING N.E.C.	77	21	22	13	6	13	152
Manufacture of furniture; manufacturing n.e.c.....	77	21	22	13	6	13	152
T O T A L	234	83	98	90	55	242	802

NUMBER OF ESTABLISHMENTS BY INDUSTRIAL GROUP AND FORM OF OWNERSHIP
2002/2003 (1995 E.F.Y)

TABLE 4.6

INDUSTRIAL GROUP	FORM OF OWNERSHIP							TOTAL ESTAB.
	PUBLIC	INDIVIDUAL OWNERSHIP	PARTNER-SHIP	SHARE COMPANY	PRIVATE LIMITED COMPANY	CO-OPERATIVES	OTHERS	
MANUFACTURE OF FOOD PRODUCTS AND BEVERAGES.....	43	152	19	4	65	1	4	288
Production, processing and preserving of meat, fruit and vegetables	3	6	-	-	-	-	-	9
Manufacture of vegetable and animal oils and fats...	6	16	3	-	2	-	-	27
Manufacture of dairy products	1	1	-	-	1	-	-	3
Manufacture of grain mill products	7	29	5	1	21	-	-	63
Manufacture of prepared animal feeds	1	2	-	-	-	-	-	3
Manufacture of bakery products	5	80	8	-	31	1	2	127
Manufacture of sugar and sugar confectionery	4	6	-	-	-	-	-	10
Manufacture of macaroni and spaghetti.....	3	2	-	-	-	-	-	5
Manufacture of food products n.e.c.	1	4	1	-	4	-	-	10
Distilling, rectifying and blending of spirits	4	3	1	-	4	-	-	12
Manufacture of wines	2	-	-	-	-	-	-	2
Manufacture of malt liquors and malt	4	-	-	-	1	-	2	7
Manufacture of soft drinks & production of mineral waters	2	3	1	3	1	-	-	10
MANUFACTURE OF TOBACCO PRODUCTS	1	-	-	-	-	-	-	1
Manufacture of tobacco products.....	1	-	-	-	-	-	-	1
MANUFACTURE OF TEXTILES	20	9	1	1	6	-	1	38
Spinning, weaving and finishing of textiles	18	4	1	1	4	-	1	29
Manufacture of cordage, rope, twine and netting	2	-	-	-	-	-	-	2
Knitting mills	-	5	-	-	2	-	-	7
MANUFACTURE OF WEARING APPAREL, EXCEPT FUR APPAREL....	4	16	1	1	9	1	-	32
Manufacture of wearing apparel except fur apparel....	4	16	1	1	9	1	-	32
TANNING AND DRESSING OF LEATHER; MANUFACTURE OF FOOTWEAR, LUGGAGE AND HANDBAGS	7	15	1	2	31	-	-	56
Tanning and dressing of leather, luggage and handbags	4	-	-	-	11	-	-	15
Manufacture of footwear.....	3	15	1	2	20	-	-	41
MANUFACTURE OF WOOD AND OF PRODUCTS OF WOOD AND CORK, EXCEPT FURNITURE	7	8	1	-	1	-	-	17
Manufacture of wood and of products of wood and cork, except furniture.....	7	8	1	-	1	-	-	17
MANUFACTURE OF PAPER, PAPER PRODUCTS AND PRINTING	10	23	3	5	28	1	3	73
Manufacture of paper and paper products.....	2	1	-	-	4	-	-	7
Publishing and printing services.....	8	22	3	5	24	1	3	66
MANUFACTURE OF CHEMICALS AND CHEMICAL PRODUCTS.....	11	8	1	4	21	-	-	45
Manufacture of basic chemicals, except fertilizers and nitrogen compounds.....	4	-	-	1	1	-	-	6
Manufacture of paints, varnishes and mastics	2	1	-	1	4	-	-	8

NUMBER OF ESTABLISHMENTS BY INDUSTRIAL GROUP AND FORM OF OWNERSHIP
2002/2003 (1995 E.F.Y)

TABLE 4.6 (Contd..)

INDUSTRIAL GROUP	FORM OF OWNERSHIP							TOTAL ESTAB.
	PUBLIC	INDIVIDUAL OWNERSHIP	PARTNER-SHIP	SHARE COMPANY	PRIVATE LIMITED COMPANY	CO-OPERATIVES	OTHERS	
Manufacture of pharmaceuticals, medicinal chemicals and botanical products.....	1	-	-	1	4	-	-	6
Manufacture of soap and detergents cleaning and polishing, perfumes and toilet preparations.....	2	7	-	-	10	-	-	19
Manufacture of chemical products n.e.c.	2	-	1	1	2	-	-	6
MANUFACTURE OF RUBBER AND PLASTIC PRODCUTS.....	6	13	-	1	21	-	-	41
Manufacture of rubber products.....	1	1	-	1	2	-	-	5
Manufacture of plastic products.....	5	12	-	-	19	-	-	36
MANUFACTURE OF OTHER NON-METALLIC MINERAL PRODUCTS ...	21	75	4	2	5	4	4	115
Manufacture of glass and glass products.....	1	1	-	-	-	-	-	2
Manufacture of structural clay products	3	2	1	-	-	-	-	6
Manufacture of cement, lime and plaster	5	2	-	-	2	-	-	9
Manufacture of articles of concrete, cement and plaster	7	59	3	2	2	4	3	80
Manufacture of non-metallic mineral products n.e.c..	5	11	-	-	1	-	1	18
MANUFACTURE OF BASIC IRON AND STEEL.....	3	2	-	1	4	-	-	10
Manufacture of basic iron and steel.....	3	2	-	1	4	-	-	10
MANUFACTURE OF FABRICATED METAL PRODUCTS EXCEPT MACHINERY AND EQUIPMENT	5	40	-	3	19	4	2	73
Manufacture of structural metal products, tanks, reservoirs and containers of metal	1	29	-	1	8	3	-	42
Manufacture of cutlery, hand tools and general hardware	2	3	-	-	4	1	1	11
Manufacture of other fabricated metal products	2	8	-	2	7	-	1	20
MANUFACTURE OF MACHINERY AND EQUIPMENT N.E.C.	-	4	-	1	4	-	1	10
Manufacture of pumps, compressors, taps and valves..	-	-	-	-	-	-	-	-
Manufacture of ovens, furnaces and furnace burners..	-	2	-	1	2	-	-	5
Manufacture of other general purpose machinery.....	-	-	-	-	-	-	-	-
Manufacture of machinery for food and beverage processing	-	2	-	-	1	-	1	4
Manufacture of accumulators, primary cells and and primary batteries	-	-	-	-	1	-	-	1
MANUFACTURE OF MOTOR VEHICLES, TRAILERS & SEMI-TRAILERS	3	1	-	-	3	-	1	8
Manufacture of bodies for motor vehicles.....	3	1	-	-	3	-	-	7
Manufacture of parts and accessories for motor vehicles and their engines.....	-	-	-	-	-	-	1	1
MANUFACTURE OF FURNITURE; MANUFACTURING N.E.C.	6	115	7	5	16	7	2	158
Manufacture of furniture; manufacturing n.e.c.....	6	115	7	5	16	7	2	158
T O T A L	147	481	38	30	233	18	18	965

NUMBER OF OWNERS OF PRIVATE ESTABLISHMENTS BY FORM OF OWNERSHIP, SEX AND INDUSTRIAL GROUP
2002/2003 (1995 E.F.Y)

TABLE 4.7

INDUSTRIAL GROUP	FORM OF OWNERSHIP AND SEX													
	INDIVIDUAL OWNERSHIP		PARTNER-SHIP		SHARE COMPANY		PRIVATE LIMITED COMPANY		CO-OPERATIVES		OTHERS		TOTAL ESTAB.	
	MALE	FEMALE	MALE	FEMALE	MALE	FEMALE	MALE	FEMALE	MALE	FEMALE	MALE	FEMALE	MALE	FEMALE
MANUFACTURE OF FOOD PRODUCTS AND BEVERAGES.....	115	35	38	24	10	2	158	86	14	7	1	-	336	154
Production, processing and preserving of meat, fruit and vegetables	5	-	-	-	-	-	-	-	-	-	-	-	5	-
Manufacture of vegetable and animal oils and fats...	14	2	6	4	-	-	10	-	-	-	-	-	30	6
Manufacture of dairy products	1	-	-	-	-	-	1	1	-	-	-	-	2	1
Manufacture of grain mill products	22	7	10	1	1	1	60	36	-	-	-	-	93	45
Manufacture of prepared animal feeds	2	-	-	-	-	-	-	-	-	-	-	-	2	-
Manufacture of bakery products	57	23	13	18	-	-	59	40	14	7	1	-	144	88
Manufacture of sugar and sugar confectionery	3	2	-	-	-	-	-	-	-	-	-	-	3	2
Manufacture of macaroni and spaghetti.....	2	-	-	-	-	-	-	-	-	-	-	-	2	-
Manufacture of food products n.e.c.	3	1	1	1	-	-	9	4	-	-	-	-	13	6
Distilling, rectifying and blending of spirits	3	-	2	-	-	-	9	4	-	-	-	-	14	4
Manufacture of wines	-	-	-	-	-	-	-	-	-	-	-	-	-	-
Manufacture of malt liquors and malt	-	-	-	-	-	-	1	1	-	-	-	-	1	1
Manufacture of soft drinks & production of mineral waters	3	-	6	-	9	1	9	-	-	-	-	-	27	1
MANUFACTURE OF TOBACCO PRODUCTS	-	-	-	-	-	-	-	-	-	-	-	-	-	-
Manufacture of tobacco products.....	-	-	-	-	-	-	-	-	-	-	-	-	-	-
MANUFACTURE OF TEXTILES	9	-	2	-	-	-	13	5	-	-	1	1	25	6
Spinning, weaving and finishing of textiles	4	-	2	-	-	-	7	2	-	-	1	1	14	3
Manufacture of cordage, rope, twine and netting	-	-	-	-	-	-	-	-	-	-	-	-	-	-
Knitting mills	5	-	-	-	-	-	6	3	-	-	-	-	11	3
MANUFACTURE OF WEARING APPAREL, EXCEPT FUR APPAREL....	14	3	2	3	-	-	17	6	46	2	-	-	79	14
Manufacture of wearing apparel except fur apparel...	14	3	2	3	-	-	17	6	46	2	-	-	79	14
TANNING AND DRESSING OF LEATHER; MANUFACTURE OF FOOTWEAR, LUGGAGE AND HANDBAGS	12	3	2	2	103	37	78	38	-	-	-	-	195	80
Tanning and dressing of leather, luggage and handbags	-	-	-	-	-	-	24	9	-	-	-	-	24	9
Manufacture of footwear.....	12	3	2	2	103	37	54	29	-	-	-	-	171	71
MANUFACTURE OF WOOD AND OF PRODUCTS OF WOOD AND CORK, EXCEPT FURNITURE	7	1	2	-	-	-	4	4	-	-	-	-	13	5
Manufacture of wood and of products of wood and cork, except furniture.....	7	1	2	-	-	-	4	4	-	-	-	-	13	5
MANUFACTURE OF PAPER, PAPER PRODUCTS AND PRINTING	17	6	8	2	28	25	64	54	4	1	-	-	121	88
Manufacture of paper and paper products.....	1	-	-	-	-	-	7	6	-	-	-	-	8	6
Publishing and printing services.....	16	6	8	2	28	25	57	48	4	1	-	-	113	82
MANUFACTURE OF CHEMICALS AND CHEMICAL PRODUCTS.....	8	-	1	1	10	4	43	22	-	-	-	-	62	27
Manufacture of basic chemicals, except fertilizers and nitrogen compounds.....	-	-	-	-	4	1	3	-	-	-	-	-	7	1
Manufacture of paints, varnishes and mastics	1	-	-	-	3	1	8	6	-	-	-	-	12	7

NUMBER OF OWNERS OF PRIVATE ESTABLISHMENTS BY FORM OF OWNERSHIP, SEX AND INDUSTRIAL GROUP
2002/2003 (1995 E.F.Y)

TABLE 4.7 (Contd..)

INDUSTRIAL GROUP	FORM OF OWNERSHIP AND SEX													
	INDIVIDUAL OWNERSHIP		PARTNER-SHIP		SHARE COMPANY		PRIVATE LIMITED COMPANY		CO-OPERATIVES		OTHERS		TOTAL ESTAB.	
	MALE	FEMALE	MALE	FEMALE	MALE	FEMALE	MALE	FEMALE	MALE	FEMALE	MALE	FEMALE	MALE	FEMALE
Manufacture of pharmaceuticals, medicinal chemicals and botanical products.....	-	-	-	-	1	-	7	6	-	-	-	-	8	6
Manufacture of soap and detergents cleaning and polishing, perfumes and toilet preparations.....	7	-	-	-	-	-	21	7	-	-	-	-	28	7
Manufacture of chemical products n.e.c.	-	-	1	1	2	2	4	3	-	-	-	-	7	6
MANUFACTURE OF RUBBER AND PLASTIC PRODUCTS.....	11	2	-	-	4	2	60	22	-	-	-	-	75	26
Manufacture of rubber products.....	1	-	-	-	4	2	7	6	-	-	-	-	12	8
Manufacture of plastic products.....	10	2	-	-	-	-	53	16	-	-	-	-	63	18
MANUFACTURE OF OTHER NON-METALLIC MINERAL PRODUCTS ...	54	21	5	3	3	2	9	4	21	44	-	1	92	75
Manufacture of glass and glass products.....	1	-	-	-	-	-	-	-	-	-	-	-	1	-
Manufacture of structural clay products	1	1	2	-	-	-	-	-	-	-	-	-	3	1
Manufacture of cement, lime and plaster	1	1	-	-	-	-	2	-	-	-	-	-	3	1
Manufacture of articles of concrete, cement and plaster	42	17	3	3	3	2	5	4	21	44	-	1	74	71
Manufacture of non-metallic mineral products n.e.c..	9	2	-	-	-	-	2	-	-	-	-	-	11	2
MANUFACTURE OF BASIC IRON AND STEEL.....	2	-	-	-	5	2	9	2	-	-	-	-	16	4
Manufacture of basic iron and steel.....	2	-	-	-	5	2	9	2	-	-	-	-	16	4
MANUFACTURE OF FABRICATED METAL PRODUCTS EXCEPT MACHINERY AND EQUIPMENT	37	3	-	-	7	9	44	26	53	1	13	-	154	39
Manufacture of structural metal products, tanks, reservoirs and containers of metal	28	1	-	-	1	1	19	16	36	1	-	-	84	19
Manufacture of cutlery, hand tools and general hardware	3	-	-	-	-	-	10	5	17	-	2	-	32	5
Manufacture of other fabricated metal products	6	2	-	-	6	8	15	5	-	-	11	-	38	15
MANUFACTURE OF MACHINERY AND EQUIPMENT N.E.C.	2	2	-	-	3	1	5	8	-	-	1	1	11	12
Manufacture of pumps, compressors, taps and valves..	-	-	-	-	-	-	-	-	-	-	-	-	-	-
Manufacture of ovens, furnaces and furnace burners..	-	2	-	-	3	1	2	5	-	-	-	-	5	8
Manufacture of other general purpose machinery.....	-	-	-	-	-	-	-	-	-	-	-	-	-	-
Manufacture of machinery for food and beverage processing	2	-	-	-	-	-	2	2	-	-	1	1	5	3
Manufacture of accumulators, primary cells and and primary batteries	-	-	-	-	-	-	1	1	-	-	-	-	1	1
MANUFACTURE OF MOTOR VEHICLES, TRAILERS & SEMI-TRAILERS	1	-	-	-	-	-	3	4	-	-	4	4	8	8
Manufacture of bodies for motor vehicles.....	1	-	-	-	-	-	3	4	-	-	-	-	4	4
Manufacture of parts and accessories for motor vehicles and their engines.....	-	-	-	-	-	-	-	-	-	-	4	4	4	4
MANUFACTURE OF FURNITURE; MANUFACTURING N.E.C.	101	15	49	2	68	35	48	28	106	5	1	-	373	85
Manufacture of furniture; manufacturing n.e.c.....	101	15	49	2	68	35	48	28	106	5	1	-	373	85
T O T A L	390	91	109	37	241	119	555	309	244	60	21	7	1,560	623

NUMBER OF ESTABLISHMENTS WITH AND WITHOUT BOOKS OF ACCOUNTS BY THE CALENDAR YEAR
THEIR BOOKS OF ACCOUNTS ARE KEPT AND INDUSTRIAL GROUP - PUBLIC AND PRIVATE
2002/2003 (1995 E.F.Y)

TABLE 4.8

INDUSTRIAL GROUP	NO. OF ESTABLISHMENTS WITH BOOKS OF ACCOUNTS					ESTAB. WITH NO BOOKS OF ACCOUNTS	GRAND TOTAL
	ETHIOPIAN BUDGET YEAR	ETKIOPIAN CALENDAR YEAR	GREGORIAN CALENDAR YEAR	OTHERS	TOTAL		
MANUFACTURE OF FOOD PRODUCTS AND BEVERAGES.....	156	-	7	1	164	41	205
Production, processing and preserving of meat, fruit and vegetables	8	-	-	-	8	1	9
Manufacture of vegetable and animal oils and fats...	11	-	-	-	11	4	15
Manufacture of dairy products	3	-	-	-	3	-	3
Manufacture of grain mill products	40	-	1	-	41	12	53
Manufacture of prepared animal feeds	2	-	-	-	2	1	3
Manufacture of bakery products	48	-	-	-	48	23	71
Manufacture of sugar and sugar confectionery	5	-	1	-	6	-	6
Manufacture of macaroni and spaghetti.....	4	-	-	1	5	-	5
Manufacture of food products n.e.c.	8	-	1	-	9	-	9
Distilling, rectifying and blending of spirits	12	-	-	-	12	-	12
Manufacture of wines	2	-	-	-	2	-	2
Manufacture of malt liquors and malt	5	-	2	-	7	-	7
Manufacture of soft drinks & production of mineral waters	8	-	2	-	10	-	10
MANUFACTURE OF TOBACCO PRODUCTS	-	-	1	-	1	-	1
Manufacture of tobacco products.....	-	-	1	-	1	-	1
MANUFACTURE OF TEXTILES	26	-	-	1	27	5	32
Spinning, weaving and finishing of textiles	21	-	-	1	22	5	27
Manufacture of cordage, rope, twine and netting	2	-	-	-	2	-	2
Knitting mills	3	-	-	-	3	-	3
MANUFACTURE OF WEARING APPAREL, EXCEPT FUR APPAREL....	20	-	-	-	20	2	22
Manufacture of wearing apparel except fur apparel...	20	-	-	-	20	2	22
TANNING AND DRESSING OF LEATHER; MANUFACTURE OF FOOTWEAR, LUGGAGE AND HANDBAGS	46	-	2	-	48	2	50
Tanning and dressing of leather, luggage and handbags	15	-	-	-	15	-	15
Manufacture of footwear.....	31	-	2	-	33	2	35
MANUFACTURE OF WOOD AND OF PRODUCTS OF WOOD AND CORK, EXCEPT FURNITURE	7	-	-	-	7	4	11
Manufacture of wood and of products of wood and cork, except furniture.....	7	-	-	-	7	4	11
MANUFACTURE OF PAPER, PAPER PRODUCTS AND PRINTING	60	2	4	-	66	3	69
Manufacture of paper and paper products.....	7	-	-	-	7	-	7
Publishing and printing services.....	53	2	4	-	59	3	62
MANUFACTURE OF CHEMICALS AND CHEMICAL PRODUCTS.....	33	1	4	1	39	3	42
Manufacture of basic chemicals, except fertilizers and nitrogen compounds.....	6	-	-	-	6	-	6
Manufacture of paints, varnishes and mastics	8	-	-	-	8	-	8

NUMBER OF ESTABLISHMENTS WITH AND WITHOUT BOOKS OF ACCOUNTS BY THE CALENDAR YEAR
THEIR BOOKS OF ACCOUNTS ARE KEPT AND INDUSTRIAL GROUP - PUBLIC AND PRIVATE
2002/2003 (1995 E.F.Y)

TABLE 4.8 (Contd..)

INDUSTRIAL GROUP	NO. OF ESTABLISHMENTS WITH BOOKS OF ACCOUNTS					ESTAB. WITH NO BOOKS OF ACCOUNTS	GRAND TOTAL
	ETHIOPIAN BUDGET YEAR	ETHIOPIAN CALENDAR YEAR	GREGORIAN CALENDAR YEAR	OTHERS	TOTAL		
Manufacture of pharmaceuticals, medicinal chemicals and botanical products.....	5	-	1	-	6	-	6
Manufacture of soap and detergents cleaning and polishing, perfumes and toilet preparations.....	10	1	1	1	13	3	16
Manufacture of chemical products n.e.c.	4	-	2	-	6	-	6
MANUFACTURE OF RUBBER AND PLASTIC PRODUCTS.....	36	-	2	-	38	2	40
Manufacture of rubber products.....	5	-	-	-	5	-	5
Manufacture of plastic products.....	31	-	2	-	33	2	35
MANUFACTURE OF OTHER NON-METALLIC MINERAL PRODUCTS ...	28	-	3	-	31	27	58
Manufacture of glass and glass products.....	1	-	-	-	1	-	1
Manufacture of structural clay products	4	-	-	-	4	1	5
Manufacture of cement, lime and plaster	7	-	-	-	7	-	7
Manufacture of articles of concrete, cement and plaster	9	-	1	-	10	24	34
Manufacture of non-metallic mineral products n.e.c..	7	-	2	-	9	2	11
MANUFACTURE OF BASIC IRON AND STEEL.....	7	-	2	-	9	-	9
Manufacture of basic iron and steel.....	7	-	2	-	9	-	9
MANUFACTURE OF FABRICATED METAL PRODUCTS EXCEPT MACHINERY AND EQUIPMENT	30	1	6	-	37	17	54
Manufacture of structural metal products, tanks, reservoirs and containers of metal	11	-	3	-	14	14	28
Manufacture of cutlery, hand tools and general hardware	5	-	2	-	7	2	9
Manufacture of other fabricated metal products	14	1	1	-	16	1	17
MANUFACTURE OF MACHINERY AND EQUIPMENT N.E.C.	8	-	-	-	8	1	9
Manufacture of pumps, compressors, taps and valves..	-	-	-	-	-	-	-
Manufacture of ovens, furnaces and furnace burners..	4	-	-	-	4	-	4
Manufacture of other general purpose machinery.....	-	-	-	-	-	-	-
Manufacture of machinery for food and beverage processing	3	-	-	-	3	1	4
Manufacture of accumulators, primary cells and and primary batteries	1	-	-	-	1	-	1
MANUFACTURE OF MOTOR VEHICLES, TRAILERS & SEMI-TRAILERS	6	-	2	-	8	-	8
Manufacture of bodies for motor vehicles.....	5	-	2	-	7	-	7
Manufacture of parts and accessories for motor vehicles and their engines.....	1	-	-	-	1	-	1
MANUFACTURE OF FURNITURE; MANUFACTURING N.E.C.	32	1	1	-	34	38	72
Manufacture of furniture; manufacturing n.e.c.....	32	1	1	-	34	38	72
T O T A L	495	5	34	3	537	145	682

NUMBER OF ESTABLISHMENTS WITH AND WITHOUT BOOKS OF ACCOUNTS BY THE CALENDAR YEAR
THEIR BOOKS OF ACCOUNTS ARE KEPT AND INDUSTRIAL GROUP - PUBLIC
2002/2003 (1995 E.F.Y)

TABLE 4.9

INDUSTRIAL GROUP	NO. OF ESTABLISHMENTS WITH BOOKS OF ACCOUNTS					ESTAB. WITH NO BOOKS OF ACCOUNTS	GRAND TOTAL
	ETHIOPIAN BUDGET YEAR	ETHIOPIAN CALENDAR YEAR	GREGORIAN CALENDAR YEAR	OTHERS	TOTAL		
MANUFACTURE OF FOOD PRODUCTS AND BEVERAGES.....	40	-	1	1	42	1	43
Production, processing and preserving of meat, fruit and vegetables	2	-	-	-	2	1	3
Manufacture of vegetable and animal oils and fats...	6	-	-	-	6	-	6
Manufacture of dairy products	1	-	-	-	1	-	1
Manufacture of grain mill products	7	-	-	-	7	-	7
Manufacture of prepared animal feeds	1	-	-	-	1	-	1
Manufacture of bakery products	5	-	-	-	5	-	5
Manufacture of sugar and sugar confectionery	3	-	1	-	4	-	4
Manufacture of macaroni and spaghetti.....	2	-	-	1	3	-	3
Manufacture of food products n.e.c.	1	-	-	-	1	-	1
Distilling, rectifying and blending of spirits	4	-	-	-	4	-	4
Manufacture of wines	2	-	-	-	2	-	2
Manufacture of malt liquors and malt	4	-	-	-	4	-	4
Manufacture of soft drinks & production of mineral waters	2	-	-	-	2	-	2
MANUFACTURE OF TOBACCO PRODUCTS	-	-	1	-	1	-	1
Manufacture of tobacco products.....	-	-	1	-	1	-	1
MANUFACTURE OF TEXTILES	15	-	-	-	15	4	19
Spinning, weaving and finishing of textiles	13	-	-	-	13	4	17
Manufacture of cordage, rope, twine and netting	2	-	-	-	2	-	2
Knitting mills	-	-	-	-	-	-	-
MANUFACTURE OF WEARING APPAREL, EXCEPT FUR APPAREL....	4	-	-	-	4	-	4
Manufacture of wearing apparel except fur apparel...	4	-	-	-	4	-	4
TANNING AND DRESSING OF LEATHER; MANUFACTURE OF FOOTWEAR, LUGGAGE AND HANDBAGS	7	-	-	-	7	-	7
Tanning and dressing of leather, luggage and handbags	4	-	-	-	4	-	4
Manufacture of footwear.....	3	-	-	-	3	-	3
MANUFACTURE OF WOOD AND OF PRODUCTS OF WOOD AND CORK, EXCEPT FURNITURE	5	-	-	-	5	2	7
Manufacture of wood and of products of wood and cork, except furniture.....	5	-	-	-	5	2	7
MANUFACTURE OF PAPER, PAPER PRODUCTS AND PRINTING	10	-	-	-	10	-	10
Manufacture of paper and paper products.....	2	-	-	-	2	-	2
Publishing and printing services.....	8	-	-	-	8	-	8
MANUFACTURE OF CHEMICALS AND CHEMICAL PRODUCTS.....	10	-	1	-	11	-	11
Manufacture of basic chemicals, except fertilizers and nitrogen compounds.....	4	-	-	-	4	-	4
Manufacture of paints, varnishes and mastics	2	-	-	-	2	-	2

NUMBER OF ESTABLISHMENTS WITH AND WITHOUT BOOKS OF ACCOUNTS BY THE CALENDAR YEAR
THEIR BOOKS OF ACCOUNTS ARE KEPT AND INDUSTRIAL GROUP - PUBLIC
2002/2003 (1995 E.F.Y)

TABLE 4.9 (Contd..)

INDUSTRIAL GROUP	NO. OF ESTABLISHMENTS WITH BOOKS OF ACCOUNTS					ESTAB. WITH NO BOOKS OF ACCOUNTS	GRAND TOTAL
	ETHIOPIAN BUDGET YEAR	ETHIOPIAN CALENDAR YEAR	GREGORIAN CALENDAR YEAR	OTHERS	TOTAL		
Manufacture of pharmaceuticals, medicinal chemicals and botanical products.....	1	-	-	-	1	-	1
Manufacture of soap and detergents cleaning and polishing, perfumes and toilet preparations.....	2	-	-	-	2	-	2
Manufacture of chemical products n.e.c.	1	-	1	-	2	-	2
MANUFACTURE OF RUBBER AND PLASTIC PRODUCTS.....	6	-	-	-	6	-	6
Manufacture of rubber products.....	1	-	-	-	1	-	1
Manufacture of plastic products.....	5	-	-	-	5	-	5
MANUFACTURE OF OTHER NON-METALLIC MINERAL PRODUCTS ...	18	-	-	-	18	1	19
Manufacture of glass and glass products.....	1	-	-	-	1	-	1
Manufacture of structural clay products	3	-	-	-	3	-	3
Manufacture of cement, lime and plaster	5	-	-	-	5	-	5
Manufacture of articles of concrete, cement and plaster	4	-	-	-	4	1	5
Manufacture of non-metallic mineral products n.e.c..	5	-	-	-	5	-	5
MANUFACTURE OF BASIC IRON AND STEEL.....	3	-	-	-	3	-	3
Manufacture of basic iron and steel.....	3	-	-	-	3	-	3
MANUFACTURE OF FABRICATED METAL PRODUCTS EXCEPT MACHINERY AND EQUIPMENT	4	-	1	-	5	-	5
Manufacture of structural metal products, tanks, reservoirs and containers of metal	-	-	1	-	1	-	1
Manufacture of cutlery, hand tools and general hardware	2	-	-	-	2	-	2
Manufacture of other fabricated metal products	2	-	-	-	2	-	2
MANUFACTURE OF MACHINERY AND EQUIPMENT N.E.C.	-	-	-	-	-	-	-
Manufacture of pumps, compressors, taps and valves..	-	-	-	-	-	-	-
Manufacture of ovens, furnaces and furnace burners..	-	-	-	-	-	-	-
Manufacture of other general purpose machinery.....	-	-	-	-	-	-	-
Manufacture of machinery for food and beverage processing	-	-	-	-	-	-	-
Manufacture of accumulators, primary cells and and primary batteries	-	-	-	-	-	-	-
MANUFACTURE OF MOTOR VEHICLES, TRAILERS & SEMI-TRAILERS	2	-	1	-	3	-	3
Manufacture of bodies for motor vehicles.....	2	-	1	-	3	-	3
Manufacture of parts and accessories for motor vehicles and their engines.....	-	-	-	-	-	-	-
MANUFACTURE OF FURNITURE; MANUFACTURING N.E.C.	2	-	-	-	2	2	4
Manufacture of furniture; manufacturing n.e.c.....	2	-	-	-	2	2	4
T O T A L	126	-	5	1	132	10	142

NUMBER OF ESTABLISHMENTS WITH AND WITHOUT BOOKS OF ACCOUNTS BY THE CALENDAR YEAR
THEIR BOOKS OF ACCOUNTS ARE KEPT AND INDUSTRIAL GROUP - PRIVATE
2002/2003 (1995 E.F.Y)

TABLE 4.10

INDUSTRIAL GROUP	NO. OF ESTABLISHMENTS WITH BOOKS OF ACCOUNTS					ESTAB. WITH NO BOOKS OF ACCOUNT	GRAND TOTAL
	ETHIOPIAN BUDGET YEAR	ETHIOPIAN CALENDAR YEAR	GREGORIAN CALENDAR YEAR	OTHERS	TOTAL		
MANUFACTURE OF FOOD PRODUCTS AND BEVERAGES.....	116	-	6	-	122	40	162
Production, processing and preserving of meat, fruit and vegetables	6	-	-	-	6	-	6
Manufacture of vegetable and animal oils and fats...	5	-	-	-	5	4	9
Manufacture of dairy products	2	-	-	-	2	-	2
Manufacture of grain mill products	33	-	1	-	34	12	46
Manufacture of prepared animal feeds	1	-	-	-	1	1	2
Manufacture of bakery products	43	-	-	-	43	23	66
Manufacture of sugar and sugar confectionery	2	-	-	-	2	-	2
Manufacture of macaroni and spaghetti.....	2	-	-	-	2	-	2
Manufacture of food products n.e.c.	7	-	1	-	8	-	8
Distilling, rectifying and blending of spirits	8	-	-	-	8	-	8
Manufacture of wines	-	-	-	-	-	-	-
Manufacture of malt liquors and malt	1	-	2	-	3	-	3
Manufacture of soft drinks & production of mineral waters	6	-	2	-	8	-	8
MANUFACTURE OF TOBACCO PRODUCTS	-	-	-	-	-	-	-
Manufacture of tobacco products.....	-	-	-	-	-	-	-
MANUFACTURE OF TEXTILES	11	-	-	1	12	1	13
Spinning, weaving and finishing of textiles	8	-	-	1	9	1	10
Manufacture of cordage, rope, twine and netting	-	-	-	-	-	-	-
Knitting mills	3	-	-	-	3	-	3
MANUFACTURE OF WEARING APPAREL, EXCEPT FUR APPAREL....	16	-	-	-	16	2	18
Manufacture of wearing apparel except fur apparel...	16	-	-	-	16	2	18
TANNING AND DRESSING OF LEATHER; MANUFACTURE OF FOOTWEAR, LUGGAGE AND HANDBAGS	39	-	2	-	41	2	43
Tanning and dressing of leather, luggage and handbags	11	-	-	-	11	-	11
Manufacture of footwear.....	28	-	2	-	30	2	32
MANUFACTURE OF WOOD AND OF PRODUCTS OF WOOD AND CORK, EXCEPT FURNITURE	2	-	-	-	2	2	4
Manufacture of wood and of products of wood and cork, except furniture.....	2	-	-	-	2	2	4
MANUFACTURE OF PAPER, PAPER PRODUCTS AND PRINTING	50	2	4	-	56	3	59
Manufacture of paper and paper products.....	5	-	-	-	5	-	5
Publishing and printing services.....	45	2	4	-	51	3	54
MANUFACTURE OF CHEMICALS AND CHEMICAL PRODUCTS.....	23	1	3	1	28	3	31
Manufacture of basic chemicals, except fertilizers and nitrogen compounds.....	2	-	-	-	2	-	2
Manufacture of paints, varnishes and mastics	6	-	-	-	6	-	6

NUMBER OF ESTABLISHMENTS WITH AND WITHOUT BOOKS OF ACCOUNTS BY THE CALENDAR YEAR
THEIR BOOKS OF ACCOUNTS ARE KEPT AND INDUSTRIAL GROUP - PRIVATE
2002/2003 (1995 E.F.Y)

TABLE 4.10 (Contd..)

INDUSTRIAL GROUP	NO. OF ESTABLISHMENTS WITH BOOKS OF ACCOUNTS					ESTAB. WITH NO BOOKS OF ACCOUNT	GRAND TOTAL
	ETHIOPIAN BUDGET YEAR	ETHIOPIAN CALENDAR YEAR	GREGORIAN CALENDAR YEAR	OTHERS	TOTAL		
Manufacture of pharmaceuticals, medicinal chemicals and botanical products.....	4	-	1	-	5	-	5
Manufacture of soap and detergents cleaning and polishing, perfumes and toilet preparations.....	8	1	1	1	11	3	14
Manufacture of chemical products n.e.c.	3	-	1	-	4	-	4
MANUFACTURE OF RUBBER AND PLASTIC PRODUCTS.....	30	-	2	-	32	2	34
Manufacture of rubber products.....	4	-	-	-	4	-	4
Manufacture of plastic products.....	26	-	2	-	28	2	30
MANUFACTURE OF OTHER NON-METALLIC MINERAL PRODUCTS ...	10	-	3	-	13	26	39
Manufacture of glass and glass products.....	-	-	-	-	-	-	-
Manufacture of structural clay products	1	-	-	-	1	1	2
Manufacture of cement, lime and plaster	2	-	-	-	2	-	2
Manufacture of articles of concrete, cement and plaster	5	-	1	-	6	23	29
Manufacture of non-metallic mineral products n.e.c..	2	-	2	-	4	2	6
MANUFACTURE OF BASIC IRON AND STEEL.....	4	-	2	-	6	-	6
Manufacture of basic iron and steel.....	4	-	2	-	6	-	6
MANUFACTURE OF FABRICATED METAL PRODUCTS EXCEPT MACHINERY AND EQUIPMENT	26	1	5	-	32	17	49
Manufacture of structural metal products, tanks, reservoirs and containers of metal	11	-	2	-	13	14	27
Manufacture of cutlery, hand tools and general hardware	3	-	2	-	5	2	7
Manufacture of other fabricated metal products	12	1	1	-	14	1	15
MANUFACTURE OF MACHINERY AND EQUIPMENT N.E.C.	8	-	-	-	8	1	9
Manufacture of pumps, compressors, taps and valves..	-	-	-	-	-	-	-
Manufacture of ovens, furnaces and furnace burners..	4	-	-	-	4	-	4
Manufacture of other general purpose machinery.....	-	-	-	-	-	-	-
Manufacture of machinery for food and beverage processing	3	-	-	-	3	1	4
Manufacture of accumulators, primary cells and and primary batteries	1	-	-	-	1	-	1
MANUFACTURE OF MOTOR VEHICLES, TRAILERS & SEMI-TRAILERS	4	-	1	-	5	-	5
Manufacture of bodies for motor vehicles.....	3	-	1	-	4	-	4
Manufacture of parts and accessories for motor vehicles and their engines.....	1	-	-	-	1	-	1
MANUFACTURE OF FURNITURE; MANUFACTURING N.E.C.	30	1	1	-	32	36	68
Manufacture of furniture; manufacturing n.e.c.....	30	1	1	-	32	36	68
T O T A L	369	5	29	2	405	135	540

**NUMBER OF PERSONS ENGAGED BY SEX, NATIONALITY, TOTAL WAGES AND SALARIES
AND INDUSTRIAL GROUP - PUBLIC AND PRIVATE 2002/2003 (1995 E.F.Y)**

TABLE 4.11

INDUSTRIAL GROUP	NO.OF ESTAB.	NO. OF PERSONS ENGAGED			NO. OF EMPLOY.	1 WAGES AND SALARIES(IN'000 BIRR)				
		ETHIOPIANS		FOREIG- NERS		TOTAL	ETHIOPIANS		FOREIG- NERS	TOTAL
		MALE	FEMALE				MALE	FEMALE		
MANUFACTURE OF FOOD PRODUCTS AND BEVERAGES.....	288	25,354	5,478	8	30,840	30,570	201,748	43,385	4,042	289,313
Production, processing and preserving of meat, fruit and vegetables	9	1,747	461	-	2,208	2,208	10,922	3,353	-	15,212
Manufacture of vegetable and animal oils and fats...	27	1,341	177	-	1,518	1,473	6,672	1,298	-	8,655
Manufacture of dairy products	3	510	118	-	628	627	3,316	931	-	4,397
Manufacture of grain mill products	63	3,175	705	-	3,880	3,849	18,434	4,245	-	23,903
Manufacture of prepared animal feeds	3	137	35	-	172	171	463	309	-	822
Manufacture of bakery products	127	3,125	1,217	-	4,342	4,170	12,927	4,400	-	18,010
Manufacture of sugar and sugar confectionery	10	7,086	442	-	7,528	7,521	70,248	7,765	-	89,724
Manufacture of macaroni and spaghetti.....	5	443	125	-	568	566	3,629	849	-	4,873
Manufacture of food products n.e.c.	10	842	125	-	967	957	3,921	584	-	4,888
Distilling, rectifying and blending of spirits	12	565	357	-	922	921	5,317	2,312	-	9,249
Manufacture of wines	2	332	160	-	492	492	2,749	1,439	-	4,284
Manufacture of malt liquors and malt	7	2,722	619	4	3,345	3,345	31,251	7,602	403	47,543
Manufacture of soft drinks & production of mineral waters	10	3,329	937	4	4,270	4,270	31,897	8,298	3,639	57,755
MANUFACTURE OF TOBACCO PRODUCTS	1	465	327	-	792	792	3,251	6,996	-	13,692
Manufacture of tobacco products.....	1	465	327	-	792	792	3,251	6,996	-	13,692
MANUFACTURE OF TEXTILES	38	13,240	8,704	13	21,957	21,938	66,639	39,397	995	115,387
Spinning, weaving and finishing of textiles	29	11,527	7,641	13	19,181	19,173	60,650	35,294	995	103,994
Manufacture of cordage, rope, twine and netting	2	1,618	1,000	-	2,618	2,618	5,833	3,987	-	11,117
Knitting mills	7	95	63	-	158	147	156	117	-	275
MANUFACTURE OF WEARING APPAREL, EXCEPT FUR APPAREL....	32	1,394	2,877	41	4,312	4,278	8,793	9,364	2,160	21,529
Manufacture of wearing apparel except fur apparel...	32	1,394	2,877	41	4,312	4,278	8,793	9,364	2,160	21,529
TANNING AND DRESSING OF LEATHER; MANUFACTURE OF FOOTWEAR, LUGGAGE AND HANDBAGS	56	5,284	1,989	5	7,278	7,232	38,322	13,337	78	57,902
Tanning and dressing of leather, luggage and handbags	15	2,766	737	2	3,505	3,502	24,698	6,318	78	36,400
Manufacture of footwear.....	41	2,518	1,252	3	3,773	3,730	13,624	7,019	-	21,503
MANUFACTURE OF WOOD AND OF PRODUCTS OF WOOD AND CORK, EXCEPT FURNITURE	17	1,498	196	-	1,694	1,669	8,560	1,068	-	10,699
Manufacture of wood and of products of wood and cork, except furniture.....	17	1,498	196	-	1,694	1,669	8,560	1,068	-	10,699
MANUFACTURE OF PAPER, PAPER PRODUCTS AND PRINTING.....	73	4,066	2,351	7	6,424	6,405	30,599	16,885	266	54,340
Manufacture of paper and paper products.....	7	1,101	453	-	1,554	1,554	7,968	3,444	-	13,305
Publishing and printing services.....	66	2,965	1,898	7	4,870	4,851	22,631	13,441	266	41,035
MANUFACTURE OF CHEMICALS AND CHEMICAL PRODUCTS.....	45	3,470	1,483	4	4,957	4,949	27,374	9,180	130	42,512
Manufacture of basic chemicals, except fertilizers and nitrogen compounds.....	6	1,215	119	-	1,334	1,334	8,573	908	-	10,609
Manufacture of paints, varnishes and mastics	8	476	135	-	611	611	4,744	1,239	-	7,279

1. Details may not add to row total, because the total include other benefits paid to persons not classified by sex and nationality.

NUMBER OF PERSONS ENGAGED BY SEX, NATIONALITY, TOTAL WAGES AND SALARIES
AND INDUSTRIAL GROUP - PUBLIC AND PRIVATE 2002/2003 (1995 E.F.Y)

TABLE 4.11 (Contd..)

INDUSTRIAL GROUP	NO.OF ESTAB.	NO. OF PERSONS ENGAGED				NO. OF EMPLOY.	1 WAGES AND SALARIES(IN'000 BIRR)			
		ETHIOPIANS		FOREIG- NERS	TOTAL		ETHIOPIANS		FOREIG- NERS	TOTAL
		MALE	FEMALE				MALE	FEMALE		
Manufacture of pharmaceuticals, medicinal chemicals and botanical products.....	6	544	538	1	1,083	1,082	6,235	3,917	50	12,072
Manufacture of soap and detergents cleaning and polishing, perfumes and toilet preparations.....	19	1,032	411	1	1,444	1,437	6,582	2,242	60	9,763
Manufacture of chemical products n.e.c.	6	203	280	2	485	485	1,239	874	20	2,790
MANUFACTURE OF RUBBER AND PLASTIC PROCDUCTS.....	41	3,107	1,314	8	4,429	4,424	23,891	7,702	369	35,259
Manufacture of rubber products.....	5	873	143	-	1,016	1,016	12,000	1,952	-	14,650
Manufacture of plastic products.....	36	2,234	1,171	8	3,413	3,408	11,892	5,751	369	20,609
MANUFACTURE OF OTHER NON-METALLIC MINERAL PRODUCTS ...	115	6,967	1,081	1	8,049	7,835	50,921	9,306	-	71,182
Manufacture of glass and glass products.....	2	271	84	-	355	353	1,086	506	-	1,916
Manufacture of structural clay products	6	279	111	-	390	387	2,014	1,035	-	3,112
Manufacture of cement, lime and plaster	9	2,470	259	1	2,730	2,729	27,126	3,490	-	37,617
Manufacture of articles of concrete, cement and plaster	80	2,287	342	-	2,629	2,432	9,356	1,485	-	11,342
Manufacture of non-metallic mineral products n.e.c..	18	1,660	285	-	1,945	1,934	11,340	2,790	-	17,195
MANUFACTURE OF BASIC IRON AND STEEL.....	10	1,252	212	2	1,466	1,466	13,270	2,065	372	19,691
Manufacture of basic iron and steel.....	10	1,252	212	2	1,466	1,466	13,270	2,065	372	19,691
MANUFACTURE OF FABRICATED METAL PRODUCTS EXCEPT MACHINERY AND EQUIPMENT	73	2,995	477	16	3,488	3,412	20,709	3,303	866	26,501
Manufacture of structural metal products, tanks, reservoirs and containers of metal	42	1,194	118	9	1,321	1,261	7,164	732	223	8,720
Manufacture of cutlery, hand tools and general hardware	11	511	121	1	633	629	2,826	819	148	4,061
Manufacture of other fabricated metal products	20	1,290	238	6	1,534	1,522	10,718	1,752	496	13,719
MANUFACTURE OF MACHINERY AND EQUIPMENT N.E.C.	10	227	27	6	260	244	861	78	106	1,130
Manufacture of pumps, compressors, taps and valves..	-	-	-	-	-	-	-	-	-	-
Manufacture of ovens, furnaces and furnace burners..	5	103	21	3	127	120	447	65	60	592
Manufacture of other general purpose machinery.....	-	-	-	-	-	-	-	-	-	-
Manufacture of machinery for food and beverage processing	4	73	5	3	81	74	318	12	46	443
Manufacture of accumulators, primary cells and and primary batteries	1	51	1	-	52	50	95	-	-	95
MANUFACTURE OF MOTOR VEHICLES,TRAILERS & SEMI-TRAILERS	8	836	182	3	1,021	1,019	10,414	2,154	612	15,342
Manufacture of bodies for motor vehicles.....	7	773	170	3	946	946	9,837	2,062	612	14,673
Manufacture of parts and accessories for motor vehicles and their engines.....	1	63	12	-	75	73	577	93	-	669
MANUFACTURE OF FURNITURE; MANUFACTURING N.E.C.	158	4,559	671	5	5,235	5,026	21,952	2,995	168	26,251
Manufacture of furniture; manufacturing n.e.c.....	158	4,559	671	5	5,235	5,026	21,952	2,995	168	26,251
T O T A L	965	74,714	27,369	119	102,202	101,259	527,304	167,215	10,163	800,732

1. Details may not add to row total, because the total include other benifits paid to persons not classified by sex and nationality.

NUMBER OF PERSONS ENGAGED BY SEX, NATIONALITY, TOTAL WAGES AND SALARIES
AND INDUSTRIAL GROUP - PUBLIC 2002/2003 (1995 E.F.Y)

TABLE 4.12

INDUSTRIAL GROUP	NO. OF ESTAB.	NO. OF PERSONS ENGAGED			NO. OF EMPLOY.	1 WAGES AND SALARIES (IN '000 BIRR)				
		ETHIOPIANS		FOREIG- NERS		ETHIOPIANS		FOREIG- NERS	TOTAL	
		MALE	FEMALE			MALE	FEMALE			
MANUFACTURE OF FOOD PRODUCTS AND BEVERAGES.....	43	14,754	2,551	-	17,305	17,305	135,365	27,241	-	187,310
Production, processing and preserving of meat, fruit and vegetables	3	1,010	71	-	1,081	1,081	5,255	491	-	6,165
Manufacture of vegetable and animal oils and fats...	6	1,011	144	-	1,155	1,155	5,864	1,171	-	7,704
Manufacture of dairy products	1	279	86	-	365	365	2,133	807	-	3,061
Manufacture of grain mill products	7	906	306	-	1,212	1,212	7,544	2,333	-	10,673
Manufacture of prepared animal feeds	1	67	16	-	83	83	161	248	-	416
Manufacture of bakery products	5	626	266	-	892	892	5,478	2,138	-	7,994
Manufacture of sugar and sugar confectionery	4	7,027	429	-	7,456	7,456	70,156	7,733	-	89,600
Manufacture of macaroni and spaghetti.....	3	387	107	-	494	494	3,328	653	-	4,317
Manufacture of food products n.e.c.	1	104	21	-	125	125	1,011	164	-	1,378
Distilling, rectifying and blending of spirits	4	365	233	-	598	598	4,385	1,815	-	7,598
Manufacture of wines	2	332	160	-	492	492	2,749	1,439	-	4,284
Manufacture of malt liquors and malt	4	1,847	493	-	2,340	2,340	21,893	6,428	-	34,459
Manufacture of soft drinks & production of mineral waters	2	793	219	-	1,012	1,012	5,409	1,823	-	9,661
MANUFACTURE OF TOBACCO PRODUCTS	1	465	327	-	792	792	3,251	6,996	-	13,692
Manufacture of tobacco products.....	1	465	327	-	792	792	3,251	6,996	-	13,692
MANUFACTURE OF TEXTILES	20	10,684	7,134	11	17,829	17,829	56,812	33,177	995	97,107
Spinning, weaving and finishing of textiles	18	9,066	6,134	11	15,211	15,211	50,978	29,190	995	85,990
Manufacture of cordage, rope, twine and netting	2	1,618	1,000	-	2,618	2,618	5,833	3,987	-	11,117
Knitting mills	-	-	-	-	-	-	-	-	-	-
MANUFACTURE OF WEARING APPAREL, EXCEPT FUR APPAREL....	4	515	1,237	-	1,752	1,752	2,120	3,954	-	6,422
Manufacture of wearing apparel except fur apparel...	4	515	1,237	-	1,752	1,752	2,120	3,954	-	6,422
TANNING AND DRESSING OF LEATHER; MANUFACTURE OF FOOTWEAR, LUGGAGE AND HANDBAGS	7	2,576	1,048	-	3,624	3,624	21,751	7,882	-	34,354
Tanning and dressing of leather, luggage and handbags	4	1,363	296	-	1,659	1,659	13,600	2,917	-	20,495
Manufacture of footwear.....	3	1,213	752	-	1,965	1,965	8,150	4,965	-	13,858
MANUFACTURE OF WOOD AND OF PRODUCTS OF WOOD AND CORK, EXCEPT FURNITURE	7	1,378	182	-	1,560	1,560	8,288	1,037	-	10,389
Manufacture of wood and of products of wood and cork, except furniture.....	7	1,378	182	-	1,560	1,560	8,288	1,037	-	10,389
MANUFACTURE OF PAPER, PAPER PRODUCTS AND PRINTING.....	10	2,570	1,453	-	4,023	4,023	20,980	12,072	-	37,927
Manufacture of paper and paper products.....	2	915	321	-	1,236	1,236	6,603	2,591	-	10,665
Publishing and printing services.....	8	1,655	1,132	-	2,787	2,787	14,377	9,482	-	27,261
MANUFACTURE OF CHEMICALS AND CHEMICAL PRODUCTS.....	11	1,974	555	-	2,529	2,529	16,358	4,788	-	24,819
Manufacture of basic chemicals, except fertilizers and nitrogen compounds.....	4	1,150	111	-	1,261	1,261	7,651	851	-	9,505
Manufacture of paints, varnishes and mastics	2	201	54	-	255	255	2,404	649	-	3,841

1. Details may not add to row total, because the total include other benefits paid to persons not classified by sex and nationality.

NUMBER OF PERSONS ENGAGED BY SEX, NATIONALITY, TOTAL WAGES AND SALARIES
AND INDUSTRIAL GROUP - PUBLIC 2002/2003 (1995 E.F.Y)

TABLE 4.12 (Contd..)

INDUSTRIAL GROUP	NO.OF ESTAB.	NO. OF PERSONS ENGAGED				NO. OF EMPLOY.	1 WAGES AND SALARIES(IN'000 BIRR)			
		ETHIOPIANS		FOREIG- NERS	TOTAL		ETHIOPIANS		FOREIG- NERS	TOTAL
		MALE	FEMALE				MALE	FEMALE		
Manufacture of pharmaceuticals, medicinal chemicals and botanical products.....	1	251	239	-	490	490	3,729	2,324	-	7,504
Manufacture of soap and detergents cleaning and polishing, perfumes and toilet preparations.....	2	294	96	-	390	390	2,100	675	-	3,140
Manufacture of chemical products n.e.c.	2	78	55	-	133	133	475	289	-	828
MANUFACTURE OF RUBBER AND PLASTIC PROCDUCTS.....	6	1,212	367	-	1,579	1,579	14,763	4,322	-	20,988
Manufacture of rubber products.....	1	728	108	-	836	836	11,210	1,749	-	13,376
Manufacture of plastic products.....	5	484	259	-	743	743	3,553	2,574	-	7,613
MANUFACTURE OF OTHER NON-METALLIC MINERAL PRODUCTS ...	21	4,683	756	-	5,439	5,357	37,528	8,176	-	54,735
Manufacture of glass and glass products.....	1	260	83	-	343	343	1,047	506	-	1,876
Manufacture of structural clay products	3	213	107	-	320	320	1,867	1,030	-	2,959
Manufacture of cement, lime and plaster	5	2,086	202	-	2,288	2,288	20,479	3,028	-	30,117
Manufacture of articles of concrete, cement and plaster	7	1,059	122	-	1,181	1,099	6,504	1,129	-	8,089
Manufacture of non-metallic mineral products n.e.c..	5	1,065	242	-	1,307	1,307	7,632	2,483	-	11,694
MANUFACTURE OF BASIC IRON AND STEEL.....	3	876	101	-	977	977	10,850	1,336	-	15,670
Manufacture of basic iron and steel.....	3	876	101	-	977	977	10,850	1,336	-	15,670
MANUFACTURE OF FABRICATED METAL PRODUCTS EXCEPT MACHINERY AND EQUIPMENT	5	1,177	241	-	1,418	1,418	9,769	1,882	-	12,601
Manufacture of structural metal products, tanks, reservoirs and containers of metal	1	243	26	-	269	269	2,060	234	-	2,384
Manufacture of cutlery, hand tools and general hardware	2	272	74	-	346	346	1,519	373	-	2,149
Manufacture of other fabricated metal products	2	662	141	-	803	803	6,190	1,275	-	8,068
MANUFACTURE OF MACHINERY AND EQUIPMENT N.E.C.	-	-	-	-	-	-	-	-	-	-
Manufacture of pumps, compressors, taps and valves..	-	-	-	-	-	-	-	-	-	-
Manufacture of ovens, furnaces and furnace burners..	-	-	-	-	-	-	-	-	-	-
Manufacture of other general purpose machinery.....	-	-	-	-	-	-	-	-	-	-
Manufacture of machinery for food and beverage processing	-	-	-	-	-	-	-	-	-	-
Manufacture of accumulators, primary cells and and primary battries	-	-	-	-	-	-	-	-	-	-
MANUFACTURE OF MOTOR VEHICLES,TRAILERS & SEMI-TRAILERS	3	256	75	3	334	334	4,910	1,403	612	6,948
Manufacture of bodies for motor vehicles.....	3	256	75	3	334	334	4,910	1,403	612	6,948
Manufacture of parts and accessories for motor vehicles and their engines.....	-	-	-	-	-	-	-	-	-	-
MANUFACTURE OF FURNITURE; MANUFACTURING N.E.C.	6	303	134	-	437	437	3,457	785	-	4,501
Manufacture of furniture; manufacturing n.e.c.....	6	303	134	-	437	437	3,457	785	-	4,501
T O T A L	147	43,423	16,161	14	59,598	59,516	346,204	115,051	1,606	527,463

1. Details may not add to row total, because the total include other benefits paid to persons not classified by sex and nationality.

NUMBER OF PERSONS ENGAGED BY SEX, NATIONALITY, TOTAL WAGES AND SALARIES
AND INDUSTRIAL GROUP - PRIVATE 2002/2003 (1995 E.F.Y)

TABLE 4.13

INDUSTRIAL GROUP	NO.OF ESTAB.	NO. OF PERSONS ENGAGED				NO. OF EMPLOY.	1 WAGES AND SALARIES(IN'000 BIRR)			
		ETHIOPIANS		FOREIG- NERS	TOTAL		ETHIOPIANS		FOREIG- NERS	TOTAL
		MALE	FEMALE				MALE	FEMALE		
MANUFACTURE OF FOOD PRODUCTS AND BEVERAGES.....	245	10,600	2,927	8	13,535	13,265	66,382	16,144	4,042	102,003
Production, processing and preserving of meat, fruit and vegetables	6	737	390	-	1,127	1,127	5,667	2,863	-	9,047
Manufacture of vegetable and animal oils and fats...	21	330	33	-	363	318	808	127	-	951
Manufacture of dairy products	2	231	32	-	263	262	1,184	124	-	1,335
Manufacture of grain mill products	56	2,269	399	-	2,668	2,637	10,890	1,912	-	13,231
Manufacture of prepared animal feeds	2	70	19	-	89	88	302	61	-	406
Manufacture of bakery products	122	2,499	951	-	3,450	3,278	7,449	2,262	-	10,015
Manufacture of sugar and sugar confectionery	6	59	13	-	72	65	92	32	-	124
Manufacture of macaroni and spaghetti.....	2	56	18	-	74	72	302	196	-	556
Manufacture of food products n.e.c.	9	738	104	-	842	832	2,910	420	-	3,510
Distilling, rectifying and blending of spirits	8	200	124	-	324	323	932	497	-	1,651
Manufacture of wines	-	-	-	-	-	-	-	-	-	-
Manufacture of malt liquors and malt	3	875	126	4	1,005	1,005	9,358	1,174	403	13,084
Manufacture of soft drinks & production of mineral waters	8	2,536	718	4	3,258	3,258	26,487	6,475	3,639	48,094
MANUFACTURE OF TOBACCO PRODUCTS	-	-	-	-	-	-	-	-	-	-
Manufacture of tobacco products.....	-	-	-	-	-	-	-	-	-	-
MANUFACTURE OF TEXTILES	18	2,556	1,570	2	4,128	4,109	9,828	6,221	-	18,279
Spinning, weaving and finishing of textiles	11	2,461	1,507	2	3,970	3,962	9,671	6,103	-	18,004
Manufacture of cordage, rope, twine and netting	-	-	-	-	-	-	-	-	-	-
Knitting mills	7	95	63	-	158	147	156	117	-	275
MANUFACTURE OF WEARING APPAREL, EXCEPT FUR APPAREL....	28	879	1,640	41	2,560	2,526	6,673	5,410	2,160	15,108
Manufacture of wearing apparel except fur apparel...	28	879	1,640	41	2,560	2,526	6,673	5,410	2,160	15,108
TANNING AND DRESSING OF LEATHER; MANUFACTURE OF FOOTWEAR, LUGGAGE AND HANDBAGS	49	2,708	941	5	3,654	3,608	16,572	5,455	78	23,549
Tanning and dressing of leather, luggage and handbags	11	1,403	441	2	1,846	1,843	11,098	3,401	78	15,905
Manufacture of footwear.....	38	1,305	500	3	1,808	1,765	5,474	2,054	-	7,644
MANUFACTURE OF WOOD AND OF PRODUCTS OF WOOD AND CORK, EXCEPT FURNITURE	10	120	14	-	134	109	272	31	-	310
Manufacture of wood and of products of wood and cork, except furniture.....	10	120	14	-	134	109	272	31	-	310
MANUFACTURE OF PAPER, PAPER PRODUCTS AND PRINTING.....	63	1,496	898	7	2,401	2,382	9,618	4,812	266	16,413
Manufacture of paper and paper products.....	5	186	132	-	318	318	1,365	853	-	2,640
Publishing and printing services.....	58	1,310	766	7	2,083	2,064	8,254	3,959	266	13,773
MANUFACTURE OF CHEMICALS AND CHEMICAL PRODUCTS.....	34	1,496	928	4	2,428	2,420	11,015	4,392	130	17,694
Manufacture of basic chemicals, except fertilizers and nitrogen compounds.....	2	65	8	-	73	73	922	57	-	1,104
Manufacture of paints, varnishes and mastics	6	275	81	-	356	356	2,340	590	-	3,437

1. Details may not add to row total, because the total include other benefits paid to persons not classified by sex and nationality.

NUMBER OF PERSONS ENGAGED BY SEX, NATIONALITY, TOTAL WAGES AND SALARIES
AND INDUSTRIAL GROUP - PRIVATE 2002/2003 (1995 E.F.Y)

TABLE 4.13 (Contd..)

INDUSTRIAL GROUP	NO.OF ESTAB.	NO. OF PERSONS ENGAGED				NO. OF EMPLOY.	1 WAGES AND SALARIES(IN'000 BIRR)			
		ETHIOPIANS		FOREIG- NERS	TOTAL		ETHIOPIANS		FOREIG- NERS	TOTAL
		MALE	FEMALE				MALE	FEMALE		
Manufacture of pharmaceuticals, medicinal chemicals and botanical products.....	5	293	299	1	593	592	2,506	1,594	50	4,567
Manufacture of soap and detergents cleaning and polishing, perfumes and toilet preparations.....	17	738	315	1	1,054	1,047	4,482	1,567	60	6,623
Manufacture of chemical products n.e.c.	4	125	225	2	352	352	765	584	20	1,962
MANUFACTURE OF RUBBER AND PLASTIC PROCDUCTS.....	35	1,895	947	8	2,850	2,845	9,128	3,380	369	14,271
Manufacture of rubber products.....	4	145	35	-	180	180	790	203	-	1,275
Manufacture of plastic products.....	31	1,750	912	8	2,670	2,665	8,338	3,177	369	12,996
MANUFACTURE OF OTHER NON-METALLIC MINERAL PRODUCTS ...	94	2,284	325	1	2,610	2,478	13,393	1,130	-	16,447
Manufacture of glass and glass products.....	1	11	1	-	12	10	38	-	-	40
Manufacture of structural clay products	3	66	4	-	70	67	147	5	-	153
Manufacture of cement, lime and plaster	4	384	57	1	442	441	6,647	462	-	7,500
Manufacture of articles of concrete, cement and plaster	73	1,228	220	-	1,448	1,333	2,853	356	-	3,253
Manufacture of non-metallic mineral products n.e.c..	13	595	43	-	638	627	3,708	307	-	5,501
MANUFACTURE OF BASIC IRON AND STEEL.....	7	376	111	2	489	489	2,420	730	372	4,021
Manufacture of basic iron and steel.....	7	376	111	2	489	489	2,420	730	372	4,021
MANUFACTURE OF FABRICATED METAL PRODUCTS EXCEPT MACHINERY AND EQUIPMENT	68	1,818	236	16	2,070	1,994	10,940	1,421	866	13,899
Manufacture of structural metal products, tanks, reservoirs and containers of metal	41	951	92	9	1,052	992	5,104	498	223	6,336
Manufacture of cutlery, hand tools and general hardware	9	239	47	1	287	283	1,307	446	148	1,912
Manufacture of other fabricated metal products	18	628	97	6	731	719	4,528	478	496	5,651
MANUFACTURE OF MACHINERY AND EQUIPMENT N.E.C.	10	227	27	6	260	244	861	78	106	1,130
Manufacture of pumps, compressors, taps and valves..	-	-	-	-	-	-	-	-	-	-
Manufacture of ovens, furnaces and furnace burners..	5	103	21	3	127	120	447	65	60	592
Manufacture of other general purpose machinery.....	-	-	-	-	-	-	-	-	-	-
Manufacture of machinery for food and beverage processing	4	73	5	3	81	74	318	12	46	443
Manufacture of accumulators, primary cells and and primary battries	1	51	1	-	52	50	95	-	-	95
MANUFACTURE OF MOTOR VEHICLES,TRAILERS & SEMI-TRAILERS	5	580	107	-	687	685	5,504	751	-	8,395
Manufacture of bodies for motor vehicles.....	4	517	95	-	612	612	4,927	658	-	7,725
Manufacture of parts and accessories for motor vehicles and their engines.....	1	63	12	-	75	73	577	93	-	669
MANUFACTURE OF FURNITURE; MANUFACTUKING N.E.C.	152	4,256	537	5	4,798	4,589	18,495	2,210	168	21,750
Manufacture of furniture; manufacturing n.e.c.....	152	4,256	537	5	4,798	4,589	18,495	2,210	168	21,750
T O T A L	818	31,291	11,208	105	42,604	41,743	181,100	52,164	8,556	273,269

1. Details may not add to row total, because the total include other benifits paid to persons not classified by sex and nationality.

**NUMBER OF PERMANENT EMPLOYEES* BY WAGES AND SALARIES GROUP - PUBLIC AND PRIVATE
2002/2003 (1995 E.F.Y)**

TABLE 4.14

INDUSTRIAL GROUP	NO. OF ESTAB.	UNDER 105	105-299	300-499	500-699	700-999	1000- 1449	1500- 1999	2000 & OVER	TOTAL
MANUFACTURE OF FOOD PRODUCTS AND BEVERAGES.....	288	447	4,497	5,365	2,469	4,224	3,304	2,169	696	23,171
Production, processing and preserving of meat, fruit and vegetables	9	-	58	945	163	163	189	66	13	1,597
Manufacture of vegetable and animal oils and fats...	27	18	367	218	113	112	139	43	12	1,022
Manufacture of dairy products	3	-	201	197	92	87	14	25	6	622
Manufacture of grain mill products	63	48	866	884	399	547	288	159	52	3,243
Manufacture of prepared animal feeds	3	6	63	56	49	10	7	2	1	194
Manufacture of bakery products	127	352	1,557	449	162	434	145	92	24	3,215
Manufacture of sugar and sugar confectionery	10	18	454	859	488	771	1,011	919	297	4,817
Manufacture of macaroni and spaghetti.....	5	2	30	152	55	117	62	38	11	467
Manufacture of food products n.e.c.	10	3	163	208	89	45	18	20	4	550
Distilling, rectifying and blending of spirits	12	-	196	101	47	250	111	124	18	847
Manufacture of wines	2	-	-	7	64	181	105	49	12	418
Manufacture of malt liquors and malt	7	-	38	218	150	664	712	429	175	2,386
Manufacture of soft drinks & production of mineral waters	10	-	504	1,071	598	843	503	203	71	3,793
MANUFACTURE OF TOBACCO PRODUCTS	1	-	-	-	1	281	265	134	62	743
Manufacture of tobacco products.....	1	-	-	-	1	281	265	134	62	743
MANUFACTURE OF TEXTILES	38	38	6,064	8,201	3,416	2,646	1,333	533	147	22,378
Spinning, weaving and finishing of textiles	29	20	4,629	6,927	3,294	2,455	1,276	512	142	19,255
Manufacture of cordage, rope, twine and netting	2	-	1,366	1,266	120	187	57	19	5	3,020
Knitting mills	7	18	69	8	2	4	-	2	-	103
MANUFACTURE OF WEARING APPAREL, EXCEPT FUR APPAREL....	32	41	2,113	1,414	301	267	186	53	18	4,393
Manufacture of wearing apparel except fur apparel...	32	41	2,113	1,414	301	267	186	53	18	4,393
TANNING AND DRESSING OF LEATHER; MANUFACTURE OF FOOTWEAR, LUGGAGE AND HANDBAGS	56	51	1,537	1,057	621	1,542	1,263	452	104	6,627
Tanning and dressing of leather, luggage and handbags	15	1	665	410	268	751	868	361	81	3,405
Manufacture of footwear.....	41	50	872	647	353	791	395	91	23	3,222
MANUFACTURE OF WOOD AND OF PRODUCTS OF WOOD AND CORK, EXCEPT FURNITURE	17	5	256	300	133	208	134	79	15	1,130
Manufacture of wood and of products of wood and cork, except furniture.....	17	5	256	300	133	208	134	79	15	1,130
MANUFACTURE OF PAPER, PAPER PRODUCTS AND PRINTING.....	73	56	993	815	446	1,314	1,315	611	129	5,679
Manufacture of paper and paper products.....	7	1	224	267	107	339	253	84	37	1,312
Publishing and printing services.....	66	55	769	548	339	975	1,062	527	92	4,367
MANUFACTURE OF CHEMICALS AND CHEMICAL PRODUCTS.....	45	102	1,122	779	416	725	758	325	136	4,363
Manufacture of basic chemicals, except fertilizers and nitrogen compounds.....	6	-	252	209	83	213	170	80	34	1,041
Manufacture of paints, varnishes and mastics	8	-	82	123	34	112	106	59	36	552

* The number of employees refers to the number of permanent employees in the month of June, according to the Ethiopian Fiscal Year

NUMBER OF PERMANENT EMPLOYEES* BY WAGES AND SALARIES GROUP - PUBLIC AND PRIVATE
2002/2003 (1995 E.F.Y)

TABLE 4.14 (Contd..)

INDUSTRIAL GROUP	NO. OF ESTAB.	UNDER 105	105-299	300-499	500-699	700-999	1000- 1449	1500- 1999	2000 & OVER	TOTAL
Manufacture of pharmaceuticals, medicinal chemicals and botanical products.....	6	-	112	193	108	190	263	121	43	1,030
Manufacture of soap and detergents cleaning and polishing, perfumes and toilet preparations.....	19	65	257	181	149	157	194	51	17	1,071
Manufacture of chemical products n.e.c.	6	37	419	73	42	53	25	14	6	669
MANUFACTURE OF RUBBER AND PLASTIC PROCDUCTS.....	41	7	1,678	1,033	324	468	457	455	200	4,622
Manufacture of rubber products.....	5	-	76	102	58	92	190	317	160	995
Manufacture of plastic products.....	36	7	1,602	931	266	376	267	138	40	3,627
MANUFACTURE OF OTHER NON-METALLIC MINERAL PRODUCTS ...	115	45	1,284	853	733	1,180	928	545	226	5,794
Manufacture of glass and glass products.....	2	-	23	28	40	85	69	30	13	288
Manufacture of structural clay products	6	1	56	90	44	55	70	11	1	328
Manufacture of cement, lime and plaster	9	-	105	183	222	508	411	353	166	1,948
Manufacture of articles of concrete, cement and plaster	80	37	848	331	144	208	70	30	6	1,674
Manufacture of non-metallic mineral products n.e.c..	18	7	252	221	283	324	308	121	40	1,556
MANUFACTURE OF BASIC IRON AND STEEL.....	10	4	189	174	87	248	294	292	73	1,361
Manufacture of basic iron and steel.....	10	4	189	174	87	248	294	292	73	1,361
MANUFACTURE OF FABRICATED METAL PRODUCTS EXCEPT MACHINERY AND EQUIPMENT	73	65	767	635	366	405	436	252	79	3,005
Manufacture of structural metal products, tanks, reservoirs and containers of metal	42	30	328	200	128	114	127	62	27	1,016
Manufacture of cutlery, hand tools and general hardware	11	16	153	152	101	95	38	16	6	577
Manufacture of other fabricated metal products	20	19	286	283	137	196	271	174	46	1,412
MANUFACTURE OF MACHINERY AND EQUIPMENT N.E.C.	10	7	95	68	28	20	21	8	2	249
Manufacture of pumps, compressors, taps and valves..	-	-	-	-	-	-	-	-	-	-
Manufacture of ovens, furnaces and furnace burners..	5	1	56	37	18	9	12	4	2	139
Manufacture of other general purpose machinery.....	-	-	-	-	-	-	-	-	-	-
Manufacture of machinery for food and beverage processing	4	6	26	13	7	11	8	4	-	75
Manufacture of accumulators, primary cells and and primary batteries	1	-	13	18	3	-	1	-	-	35
MANUFACTURE OF MOTOR VEHICLES, TRAILERS & SEMI-TRAILERS	8	7	96	117	71	209	194	199	41	934
Manufacture of bodies for motor vehicles.....	7	-	72	101	65	198	187	194	41	858
Manufacture of parts and accessories for motor vehicles and their engines.....	1	7	24	16	6	11	7	5	-	76
MANUFACTURE OF FURNITURE; MANUFACTURING N.E.C.	158	194	1,274	1,023	372	536	547	188	31	4,165
Manufacture of furniture; manufacturing n.e.c.....	158	194	1,274	1,023	372	536	547	188	31	4,165
T O T A L	965	1,069	21,965	21,834	9,784	14,273	11,435	6,295	1,959	88,614

* The number of employees refers to the number of permanent employees in the month of June, according to the Ethiopian Fiscal Year

NUMBER OF PRODUCTION, APPARENTEES AND TEMPORARY WORKERS BY SEX, NATIONALITY AND INDUSTRIAL GROUP - PUBLIC AND PRIVATE
2002/2003 (1995 E.F.Y)

TABLE 4.15

TABLE 4.15

INDUSTRIAL GROUP	NO. OF ESTAB.	NUMBER OF PERMANENT PRODUCTION WORKERS				NUMBER OF PAID APPARENTICES			NUMBER OF UNPAID APPARENTICES			NUMBER OF SEASONAL AND TEMPORARY WORKERS
		ETHIOPIANS		FOREIGNERS	TOTAL	MALE	FEMALE	TOTAL	MALE	FEMALE	TOTAL	
		MALE	FEMALE									
MANUFACTURE OF FOOD PRODUCTS AND BEVERAGES.....	288	7,885	2,553	-	10,438	39	4	43	62	53	115	7,915
Production, processing and preserving of meat, fruit and vegetables	9	688	268	-	956	-	-	-	-	-	-	469
Manufacture of vegetable and animal oils and fats....	27	382	36	-	417	30	2	32	-	-	-	542
Manufacture of dairy products	3	219	54	-	273	-	-	-	-	-	-	72
Manufacture of grain mill products	63	1,323	253	-	1,576	9	2	11	13	18	31	767
Manufacture of prepared animal feeds	3	54	22	-	76	-	-	-	-	-	-	16
Manufacture of bakery products	127	1,250	528	-	1,778	-	-	-	24	25	49	1,073
Manufacture of sugar and sugar confectionery	10	1,855	127	-	1,982	-	-	-	25	10	35	2,647
Manufacture of macaroni and spaghetti.....	5	172	68	-	240	-	-	-	-	-	-	98
Manufacture of food products n.e.c.	10	272	55	-	327	-	-	-	-	-	-	425
Distilling, rectifying and blending of spirits	12	159	210	-	369	-	-	-	-	-	-	99
Manufacture of wines	2	86	97	-	183	-	-	-	-	-	-	32
Manufacture of malt liquors and malt	7	772	360	-	1,132	-	-	-	-	-	-	857
Manufacture of soft drinks & production of mineral waters	10	653	476	-	1,129	-	-	-	-	-	-	843
MANUFACTURE OF TOBACCO PRODUCTS	1	163	188	-	351	-	-	-	-	-	-	8
Manufacture of tobacco products.....	1	163	188	-	351	-	-	-	-	-	-	8
MANUFACTURE OF TEXTILES	38	7,476	7,569	-	15,045	3	-	3	21	13	34	2,397
Spinning, weaving and finishing of textiles	29	6,756	6,688	-	13,444	3	-	3	21	13	34	1,988
Manufacture of cordage, rope, twine and netting	2	688	887	-	1,585	-	-	-	-	-	-	359
Knitting mills	7	22	44	-	66	-	-	-	-	-	-	50
MANUFACTURE OF WEARING APPAREL, EXCEPT FUR APPAREL.....	32	729	2,532	33	3,294	4	1	5	17	39	56	227
Manufacture of wearing apparel except fur apparel....	32	729	2,532	33	3,294	4	1	5	17	39	56	227
TANNING AND DRESSING OF LEATHER; MANUFACTURE OF FOOTWEAR, LUGGAGE AND HANDBAGS	56	2,620	1,416	-	4,036	-	-	-	20	11	31	926
Tanning and dressing of leather, luggage and handbags	15	1,475	468	-	1,943	-	-	-	-	-	-	249
Manufacture of footwear.....	41	1,145	948	-	2,093	-	-	-	20	11	31	687
MANUFACTURE OF WOOD AND OF PRODUCTS OF WOOD AND CORK, EXCEPT FURNITURE	17	424	52	-	476	2	2	4	5	-	5	658
Manufacture of wood and of products of wood and cork, except furniture.....	17	424	52	-	476	2	2	4	5	-	5	658
MANUFACTURE OF PAPER, PAPER PRODUCTS AND PRINTING.....	73	1,988	1,544	1	3,533	13	3	16	1	3	4	863
Manufacture of paper and paper products.....	7	465	302	-	767	-	-	-	-	-	-	285
Publishing and printing services.....	66	1,523	1,242	1	2,766	13	3	16	1	3	4	578
MANUFACTURE OF CHEMICALS AND CHEMICAL PRODUCTS.....	45	1,235	876	-	2,111	3	-	3	1	3	4	903
Manufacture of basic chemicals, except fertilizers and nitrogen compounds.....	6	366	18	-	384	1	-	1	-	-	-	372
Manufacture of paints, varnishes and mastics	8	218	43	-	261	-	-	-	-	1	1	65

NUMBER OF PRODUCTION, APPARENTEES AND TEMPORARY WORKERS BY SEX, NATIONALITY AND INDUSTRIAL GROUP - PUBLIC AND PRIVATE
2002/2003 (1995 E.F.Y)

TABLE 4.15 (Contd..)

INDUSTRIAL GROUP	NO. OF ESTAB.	NUMBER OF PERMANENT PRODUCTION WORKERS				NUMBER OF PAID APPARENTEES			NUMBER OF UNPAID APPARENTEES			NUMBER OF SEASONAL AND TEMPORARY WORKERS
		ETHIOPIANS		FOREIGNERS	TOTAL	MALE	FEMALE	TOTAL	MALE	FEMALE	TOTAL	
		MALE	FEMALE									
Manufacture of pharmaceuticals, medicinal chemicals and botanical products.....	6	229	294	-	523	-	-	-	-	1	1	45
Manufacture of soap and detergents cleaning and polishing, perfumes and toilet preparations.....	19	323	290	-	613	2	-	2	1	1	2	408
Manufacture of chemical products n.e.c.	6	99	231	-	330	-	-	-	-	-	-	13
MANUFACTURE OF RUBBER AND PLASTIC PRODUCTS.....	41	1,865	888	-	2,683	6	5	11	1	1	2	280
Manufacture of rubber products.....	5	619	52	-	671	-	-	-	-	-	-	2
Manufacture of plastic products.....	36	1,226	786	-	2,012	6	5	11	1	1	2	278
MANUFACTURE OF OTHER NON-METALLIC MINERAL PRODUCTS ...	115	2,754	416	1	3,171	2	-	2	12	2	14	2,374
Manufacture of glass and glass products.....	2	139	38	-	177	-	-	-	-	-	-	71
Manufacture of structural clay products	6	125	73	-	198	-	-	-	-	-	-	81
Manufacture of cement, lime and plaster	9	960	46	1	1,007	-	-	-	-	-	-	773
Manufacture of articles of concrete, cement and plaster	80	708	120	-	828	2	-	2	12	2	14	997
Manufacture of non-metallic mineral products n.e.c..	18	822	139	-	961	-	-	-	-	-	-	452
MANUFACTURE OF BASIC IRON AND STEEL.....	10	742	46	-	788	-	-	-	-	-	-	108
Manufacture of basic iron and steel.....	10	742	46	-	788	-	-	-	-	-	-	108
MANUFACTURE OF FABRICATED METAL PRODUCTS EXCEPT MACHINERY AND EQUIPMENT	73	1,632	177	1	1,810	84	1	85	35	-	35	461
Manufacture of structural metal products, tanks, reservoirs and containers of metal	42	636	25	-	661	72	1	73	26	-	26	172
Manufacture of cutlery, hand tools and general hardware	11	284	71	-	355	1	-	1	-	-	-	109
Manufacture of other fabricated metal products	20	712	81	1	794	11	-	11	9	-	9	180
MANUFACTURE OF MACHINERY AND EQUIPMENT N.E.C.	10	152	10	-	162	-	-	-	1	-	1	28
Manufacture of pumps, compressors, taps and valves..	-	-	-	-	-	-	-	-	-	-	-	-
Manufacture of ovens, furnaces and furnace burners..	5	77	9	-	86	-	-	-	1	-	1	-
Manufacture of other general purpose machinery.....	-	-	-	-	-	-	-	-	-	-	-	-
Manufacture of machinery for food and beverage processing	4	53	1	-	54	-	-	-	-	-	-	1
Manufacture of accumulators, primary cells and and primary batteries	1	22	-	-	22	-	-	-	-	-	-	27
MANUFACTURE OF MOTOR VEHICLES, TRAILERS & SEMI-TRAILERS	8	534	66	-	600	7	1	8	-	-	-	74
Manufacture of bodies for motor vehicles.....	7	503	66	-	569	-	1	1	-	-	-	74
Manufacture of parts and accessories for motor vehicles and their engines.....	1	31	-	-	31	7	-	7	-	-	-	-
MANUFACTURE OF FURNITURE; MANUFACTURING N.E.C.	158	2,492	241	2	2,735	139	4	143	100	15	115	967
Manufacture of furniture; manufacturing n.e.c.....	158	2,492	241	2	2,735	139	4	143	100	15	115	967
T O T A L	965	32,671	18,524	38	51,233	302	21	323	276	140	416	18,199

NUMBER OF ADMINISTRATIVE, TECHNICAL, CLERICAL AND OFFICE WORKERS BY SEX, NATIONALITY
AND INDUSTRIAL GROUP - PUBLIC AND PRIVATE 2002/2003 (1995 E.F.Y)

TABLE 4.16

INDUSTRIAL GROUP	NO. OF ESTAB.	NO. OF ADMINISTRATIVE, TECHNICAL, CLERICAL AND OFFICE WORKERS			
		ETHIOPIANS		FOREIGNERS	TOTAL
		MALE	FEMALE		
MANUFACTURE OF FOOD PRODUCTS AND BEVERAGES.....	288	9,262	2,789	8	12,059
Production, processing and preserving of meat, fruit and vegetables	9	590	193	-	783
Manufacture of vegetable and animal oils and fats...	27	354	128	-	482
Manufacture of dairy products	3	218	64	-	282
Manufacture of grain mill products	63	1,035	429	-	1,464
Manufacture of prepared animal feeds	3	66	13	-	79
Manufacture of bakery products	127	665	605	-	1,270
Manufacture of sugar and sugar confectionery	10	2,553	304	-	2,857
Manufacture of macaroni and spaghetti.....	5	177	56	-	233
Manufacture of food products n.e.c.	10	138	67	-	205
Distilling, rectifying and blending of spirits	12	306	147	-	453
Manufacture of wines	2	214	63	-	277
Manufacture of malt liquors and malt	7	1,113	259	4	1,376
Manufacture of soft drinks & production of mineral waters	10	1,833	461	4	2,298
MANUFACTURE OF TOBACCO PRODUCTS	1	294	139	-	433
Manufacture of tobacco products.....	1	294	139	-	433
MANUFACTURE OF TEXTILES	38	3,332	1,116	11	4,459
Spinning, weaving and finishing of textiles	29	2,755	988	11	3,754
Manufacture of cordage, rope, twine and netting	2	561	113	-	674
Knitting mills	7	16	15	-	31
MANUFACTURE OF WEARING APPAREL, EXCEPT FUR APPAREL....	32	392	296	8	696
Manufacture of wearing apparel except fur apparel...	32	392	296	8	696
TANNING AND DRESSING OF LEATHER; MANUFACTURE OF FOOTWEAR, LUGGAGE AND HANDBAGS	56	1,679	548	2	2,229
Tanning and dressing of leather, luggage and handbags	15	1,039	269	2	1,310
Manufacture of footwear.....	41	640	279	-	919
MANUFACTURE OF WOOD AND OF PRODUCTS OF WOOD AND CORK, EXCEPT FURNITURE	17	391	135	-	526
Manufacture of wood and of products of wood and cork, except furniture.....	17	391	135	-	526
MANUFACTURE OF PAPER, PAPER PRODUCTS AND PRINTING.....	73	1,189	796	4	1,989
Manufacture of paper and paper products.....	7	351	151	-	502
Publishing and printing services.....	66	838	645	4	1,487
MANUFACTURE OF CHEMICALS AND CHEMICAL PRODUCTS.....	45	1,321	603	4	1,928
Manufacture of basic chemicals, except fertilizers and nitrogen compounds.....	6	476	101	-	577
Manufacture of paints, varnishes and mastics	8	193	91	-	284

NUMBER OF ADMINISTRATIVE, TECHNICAL, CLERICAL AND OFFICE WORKERS BY SEX, NATIONALITY
AND INDUSTRIAL GROUP - PUBLIC AND PRIVATE 2002/2003 (1995 E.F.Y)

TABLE 4.16 (Contd..)

INDUSTRIAL GROUP	NO. OF ESTAB.	NO. OF ADMINISTRATIVE, TECHNICAL, CLERICAL AND OFFICE WORKERS			
		ETHIOPIANS		FOREIGNERS	TOTAL
		MALE	FEMALE		
Manufacture of pharmaceuticals, medicinal chemicals and botanical products.....	6	269	243	1	513
Manufacture of soap and detergents cleaning and polishing, perfumes and toilet preparations.....	19	292	119	1	412
Manufacture of chemical products n.e.c.	6	91	49	2	142
MANUFACTURE OF RUBBER AND PLASTIC PROCDUCTS.....	41	971	470	7	1,448
Manufacture of rubber products.....	5	252	91	-	343
Manufacture of plastic products.....	36	719	379	7	1,105
MANUFACTURE OF OTHER NON-METALLIC MINERAL PRODUCTS ...	115	1,690	584	-	2,274
Manufacture of glass and glass products.....	2	60	45	-	105
Manufacture of structural clay products	6	71	37	-	108
Manufacture of cement, lime and plaster	9	736	213	-	949
Manufacture of articles of concrete, cement and plaster	80	446	145	-	591
Manufacture of non-metallic mineral products n.e.c..	18	377	144	-	521
MANUFACTURE OF BASIC IRON AND STEEL.....	10	402	166	2	570
Manufacture of basic iron and steel.....	10	402	166	2	570
MANUFACTURE OF FABRICATED METAL PRODUCTS EXCEPT MACHINERY AND EQUIPMENT	73	719	289	13	1,021
Manufacture of structural metal products, tanks, reservoirs and containers of metal	42	237	85	7	329
Manufacture of cutlery, hand tools and general hardware	11	113	50	1	164
Manufacture of other fabricated metal products	20	369	154	5	528
MANUFACTURE OF MACHINERY AND EQUIPMENT N.E.C.	10	39	11	3	53
Manufacture of pumps, compressors, taps and valves..	-	-	-	-	-
Manufacture of ovens, furnaces and furnace burners..	5	22	8	3	33
Manufacture of other general purpose machinery.....	-	-	-	-	-
Manufacture of machinery for food and beverage processing	4	16	3	-	19
Manufacture of accumulators, primary cells and and primary batteries	1	1	-	-	1
MANUFACTURE OF MOTOR VEHICLES, TRAILERS & SEMI-TRAILERS	8	219	115	3	337
Manufacture of bodies for motor vehicles.....	7	196	103	3	302
Manufacture of parts and accessories for motor vehicles and their engines.....	1	23	12	-	35
MANUFACTURE OF FURNITURE; MANUFACTURING N.E.C.	158	693	371	2	1,066
Manufacture of furniture; manufacturing n.e.c.....	158	693	371	2	1,066
T O T A L	965	22,593	8,428	67	31,088

NUMBER OF WORKING PROPRIETORS, ACTIVE PARTNERS AND FAMILY WORKERS BY SEX, NATIONALITY
AND INDUSTRIAL GROUP - PRIVATE 2002/2003 (1995 E.F.Y)

TABLE 4.17

INDUSTRIAL GROUP	NO. OF ESTAB.	NUMBER OF WORKING PROPRIETORS, ACTIVE PARTNERS AND FAMILY WORKERS			
		ETHIOPIANS		FOREIGNERS	TOTAL
		MALE	FEMALE		
MANUFACTURE OF FOOD PRODUCTS AND BEVERAGES.....	245	191	79	-	270
Production, processing and preserving of meat, fruit and vegetables	6	-	-	-	-
Manufacture of vegetable and animal oils and fats...	21	33	12	-	45
Manufacture of dairy products	2	1	-	-	1
Manufacture of grain mill products	56	28	3	-	31
Manufacture of prepared animal feeds	2	1	-	-	1
Manufacture of bakery products	122	113	59	-	172
Manufacture of sugar and sugar confectionery	6	6	1	-	7
Manufacture of macaroni and spaghetti.....	2	1	1	-	2
Manufacture of food products n.e.c.	9	7	3	-	10
Distilling, rectifying and blending of spirits	8	1	-	-	1
Manufacture of wines	-	-	-	-	-
Manufacture of malt liquors and malt	3	-	-	-	-
Manufacture of soft drinks & production of mineral waters	8	-	-	-	-
MANUFACTURE OF TOBACCO PRODUCTS	-	-	-	-	-
Manufacture of tobacco products.....	-	-	-	-	-
MANUFACTURE OF TEXTILES	18	11	6	2	19
Spinning, weaving and finishing of textiles	11	4	2	2	8
Manufacture of cordage, rope, twine and netting	-	-	-	-	-
Knitting mills	7	7	4	-	11
MANUFACTURE OF WEARING APPAREL, EXCEPT FUR APPAREL....	28	25	9	-	34
Manufacture of wearing apparel except fur apparel...	28	25	9	-	34
TANNING AND DRESSING OF LEATHER; MANUFACTURE OF FOOTWEAR, LUGGAGE AND HANDBAGS	49	29	14	3	46
Tanning and dressing of leather, luggage and handbags	11	3	-	-	3
Manufacture of footwear.....	38	26	14	3	43
MANUFACTURE OF WOOD AND OF PRODUCTS OF WOOD AND CORK, EXCEPT FURNITURE	10	18	7	-	25
Manufacture of wood and of products of wood and cork, except furniture.....	10	18	7	-	25
MANUFACTURE OF PAPER, PAPER PRODUCTS AND PRINTING.....	63	12	5	2	19
Manufacture of paper and paper products.....	5	-	-	-	-
Publishing and printing services.....	58	12	5	2	19
MANUFACTURE OF CHEMICALS AND CHEMICAL PRODUCTS.....	34	7	1	-	8
Manufacture of basic chemicals, except fertilizers and nitrogen compounds.....	2	-	-	-	-
Manufacture of paints, varnishes and mastics	6	-	-	-	-

NUMBER OF WORKING PROPRIETORS, ACTIVE PARTNERS AND FAMILY WORKERS BY SEX, NATIONALITY
AND INDUSTRIAL GROUP - PRIVATE 2002/2003 (1995 E.F.Y)

TABLE 4.17(Contd..)

INDUSTRIAL GROUP	NO. OF ESTAB.	NUMBER OF WORKING PROPRIETORS, ACTIVE PARTNERS AND FAMILY WORKERS			
		ETHIOPIANS		FOREIGNERS	TOTAL
		MALE	FEMALE		
Manufacture of pharmaceuticals, medicinal chemicals and botanical products.....	5	1	-	-	1
Manufacture of soap and detergents cleaning and polishing, perfumes and toilet preparations.....	17	6	1	-	7
Manufacture of chemical products n.e.c.	4	-	-	-	-
MANUFACTURE OF RUBBER AND PLASTIC PROCDUCTS.....	35	4	-	1	5
Manufacture of rubber products.....	4	-	-	-	-
Manufacture of plastic products.....	31	4	-	1	5
MANUFACTURE OF OTHER NON-METALLIC MINERAL PRODUCTS ...	94	135	79	-	214
Manufacture of glass and glass products.....	1	1	1	-	2
Manufacture of structural clay products	3	2	1	-	3
Manufacture of cement, lime and plaster	4	1	-	-	1
Manufacture of articles of concrete, cement and plaster	73	122	75	-	197
Manufacture of non-metallic mineral products n.e.c..	13	9	2	-	11
MANUFACTURE OF BASIC IRON AND STEEL.....	7	-	-	-	-
Manufacture of basic iron and steel.....	7	-	-	-	-
MANUFACTURE OF FABRICATED METAL PRODUCTS EXCEPT MACHINERY AND EQUIPMENT	68	64	10	2	76
Manufacture of structural metal products, tanks, reservoirs and containers of metal	41	51	7	2	60
Manufacture of cutlery, hand tools and general hardware	9	4	-	-	4
Manufacture of other fabricated metal products	18	9	3	-	12
MANUFACTURE OF MACHINERY AND EQUIPMENT N.E.C.	10	7	6	3	16
Manufacture of pumps, compressors, taps and valves..	-	-	-	-	-
Manufacture of ovens, furnaces and furnace burners..	5	3	4	-	7
Manufacture of other general purpose machinery.....	-	-	-	-	-
Manufacture of machinery for food and beverage processing	4	3	1	3	7
Manufacture of accumulators, primary cells and and primary batteries	1	1	1	-	2
MANUFACTURE OF MOTOR VEHICLES, TRAILERS & SEMI-TRAILERS	5	2	-	-	2
Manufacture of bodies for motor vehicles.....	4	-	-	-	-
Manufacture of parts and accessories for motor vehicles and their engines.....	1	2	-	-	2
MANUFACTURE OF FURNITURE; MANUFACTURING N.E.C.	152	168	40	1	209
Manufacture of furniture; manufacturing n.e.c.....	152	168	40	1	209
T O T A L	818	673	256	14	943

BASIC WAGES AND SALARIES, COMMISSION, BONUSES, ALLOWANCES, FOOD AND LODGING AND SUPPLEMENTS
TO WAGES AND SALARIES BY INDUSTRIAL GROUP - PUBLIC AND PRIVATE
2002/2003 (1995 E.F.Y)

TABLE 4.18

(IN '000 BIRR)

INDUSTRIAL GROUP	NO. OF ESTAB.	WAGES AND SALARIES				SUPPLEMENTS TO WAGES AND SALARIES
		BASIC WAGES & SALARIES	COMMISSION BONUSES AND ALLOWANCES	FOOD AND LODGING	TOTAL	
MANUFACTURE OF FOOD PRODUCTS AND BEVERAGES.....	288	249,174	21,748	18,391	289,313	12,832
Production, processing and preserving of meat, fruit and vegetables	9	14,275	415	521	15,212	789
Manufacture of vegetable and animal oils and fats...	27	7,970	447	238	8,655	338
Manufacture of dairy products	3	4,248	55	94	4,397	119
Manufacture of grain mill products	63	22,679	420	804	23,903	876
Manufacture of prepared animal feeds	3	772	41	8	822	55
Manufacture of bakery products	127	17,327	163	520	18,010	481
Manufacture of sugar and sugar confectionery	10	78,013	5,197	6,513	89,724	4,310
Manufacture of macaroni and spaghetti.....	5	4,478	209	186	4,873	280
Manufacture of food products n.e.c.	10	4,505	342	42	4,888	204
Distilling, rectifying and blending of spirits	12	7,629	575	1,045	9,249	786
Manufacture of wines	2	4,188	90	6	4,284	268
Manufacture of malt liquors and malt	7	39,256	6,181	2,106	47,543	2,580
Manufacture of soft drinks & production of mineral waters	10	43,833	7,613	6,309	57,755	1,746
MANUFACTURE OF TOBACCO PRODUCTS	1	10,248	2,861	583	13,692	433
Manufacture of tobacco products.....	1	10,248	2,861	583	13,692	433
MANUFACTURE OF TEXTILES	38	107,031	2,781	5,575	115,387	6,547
Spinning, weaving and finishing of textiles	29	96,938	2,011	5,046	103,994	4,889
Manufacture of cordage, rope, twine and netting	2	9,820	768	528	11,117	1,658
Knitting mills	7	273	2	-	275	-
MANUFACTURE OF WEARING APPAREL, EXCEPT FUR APPAREL....	32	20,317	207	1,005	21,529	579
Manufacture of wearing apparel except fur apparel...	32	20,317	207	1,005	21,529	579
TANNING AND DRESSING OF LEATHER; MANUFACTURE OF FOOTWEAR, LUGGAGE AND HANDBAGS	56	51,737	4,331	1,834	57,902	1,854
Tanning and dressing of leather, luggage and handbags	15	31,094	3,804	1,502	36,400	876
Manufacture of footwear.....	41	20,643	527	332	21,503	979
MANUFACTURE OF WOOD AND OF PRODUCTS OF WOOD AND CORK, EXCEPT FURNITURE	17	9,628	791	280	10,699	346
Manufacture of wood and of products of wood and cork, except furniture.....	17	9,628	791	280	10,699	346
MANUFACTURE OF PAPER, PAPER PRODUCTS AND PRINTING.....	73	47,749	3,788	2,803	54,340	1,713
Manufacture of paper and paper products.....	7	11,412	1,016	877	13,305	463
Publishing and printing services.....	66	36,338	2,771	1,926	41,035	1,250
MANUFACTURE OF CHEMICALS AND CHEMICAL PRODUCTS.....	45	36,683	3,029	2,800	42,512	2,291
Manufacture of basic chemicals, except fertilizers and nitrogen compounds.....	6	9,481	375	754	10,609	567
Manufacture of paints, varnishes and mastics	8	5,983	711	584	7,279	274

BASIC WAGES AND SALARIES, COMMISSION, BONUSES, ALLOWANCES, FOOD AND LODGING AND SUPPLEMENTS
TO WAGES AND SALARIES BY INDUSTRIAL GROUP - PUBLIC AND PRIVATE
2002/2003 (1995 E.F.Y)

TABLE 4.18(Contd..)

(IN '000 BIRR)

INDUSTRIAL GROUP	NO. OF ESTAB.	WAGES AND SALARIES				SUPPLEMENTS TO WAGES AND SALARIES
		BASIC WAGES & SALARIES	COMMISSION BONUSES AND ALLOWANCES	FOOD AND LODGING	TOTAL	
and botanical products.....	6	10,202	1,101	769	12,072	775
Manufacture of soap and detergents cleaning and polishing, perfumes and toilet preparations.....	19	8,884	328	551	9,763	560
Manufacture of chemical products n.e.c.	6	2,133	514	142	2,790	116
MANUFACTURE OF RUBBER AND PLASTIC PRODUCTS.....	41	31,962	1,452	1,845	35,259	1,381
Manufacture of rubber products.....	5	13,951	431	268	14,650	859
Manufacture of plastic products.....	36	18,011	1,021	1,577	20,609	523
MANUFACTURE OF OTHER NON-METALLIC MINERAL PRODUCTS ...	115	60,228	7,183	3,771	71,182	1,923
Manufacture of glass and glass products.....	2	1,592	41	283	1,916	20
Manufacture of structural clay products	6	3,049	13	50	3,112	46
Manufacture of cement, lime and plaster	9	30,616	5,057	1,944	37,617	1,339
Manufacture of articles of concrete, cement and plaster	80	10,841	161	340	11,342	149
Manufacture of non-metallic mineral products n.e.c..	18	14,130	1,912	1,154	17,195	370
MANUFACTURE OF BASIC IRON AND STEEL.....	10	15,707	878	3,105	19,691	816
Manufacture of basic iron and steel.....	10	15,707	878	3,105	19,691	816
MANUFACTURE OF FABRICATED METAL PRODUCTS EXCEPT MACHINERY AND EQUIPMENT	73	24,878	581	1,042	26,501	1,052
Manufacture of structural metal products, tanks, reservoirs and containers of metal	42	8,119	307	294	8,720	217
Manufacture of cutlery, hand tools and general hardware	11	3,793	60	208	4,061	112
Manufacture of other fabricated metal products	20	12,966	214	539	13,719	722
MANUFACTURE OF MACHINERY AND EQUIPMENT N.E.C.	10	1,044	67	19	1,130	-
Manufacture of pumps, compressors, taps and valves..	-	-	-	-	-	-
Manufacture of ovens, furnaces and furnace burners..	5	573	-	19	592	-
Manufacture of other general purpose machinery.....	-	-	-	-	-	-
Manufacture of machinery for food and beverage processing	4	376	67	-	443	-
Manufacture of accumulators, primary cells and and primary batteries	1	95	-	-	95	-
MANUFACTURE OF MOTOR VEHICLES, TRAILERS & SEMI-TRAILERS	8	13,180	2,135	28	15,342	220
Manufacture of bodies for motor vehicles.....	7	12,510	2,135	28	14,673	220
Manufacture of parts and accessories for motor vehicles and their engines.....	1	669	-	-	669	-
MANUFACTURE OF FURNITURE; MANUFACTURING N.E.C.	158	25,115	646	490	26,251	506
Manufacture of furniture; manufacturing n.e.c.....	158	25,115	646	490	26,251	506
T O T A L	965	704,682	52,479	43,571	800,732	32,493

BASIC WAGES AND SALARIES OF PRODUCTION WORKERS AND SEASONAL AND TEMPORARY WORKERS BY SEX,
NATIONALITY AND INDUSTRIAL GROUP - PUBLIC AND PRIVATE 2002/2003 (1995 E.F.Y)

(IN '000 BIRR)

TABLE 4.19

INDUSTRIAL GROUP	NO. OF ESTAB.	WAGES AND SALARIES OF PRODUCTION WORKERS				SALARY OF PAID APPARENTECES			WAGES AND SALARIES OF SEASONAL AND TEMPORARY WORKERS
		ETHIOPIANS		FOREIGNERS	TOTAL	MALE	FEMALE	TOTAL	
		MALE	FEMALE						
MANUFACTURE OF FOOD PRODUCTS AND BEVERAGES.....	288	65,530	17,173	-	82,703	47	11	58	26,282
Production, processing and preserving of meat, fruit and vegetables	9	4,411	1,899	-	6,311	-	-	-	1,131
Manufacture of vegetable and animal oils and fats...	27	2,354	241	-	2,595	28	7	35	1,822
Manufacture of dairy products	3	1,752	293	-	2,044	-	-	-	102
Manufacture of grain mill products	63	7,964	1,564	-	9,528	16	2	19	2,443
Manufacture of prepared animal feeds	3	199	73	-	272	-	-	-	17
Manufacture of bakery products	127	6,195	2,252	-	8,447	-	-	-	2,951
Manufacture of sugar and sugar confectionery	10	22,844	1,777	-	24,622	-	-	-	9,711
Manufacture of macaroni and spaghetti.....	5	939	388	-	1,327	3	2	5	401
Manufacture of food products n.e.c.	10	1,865	158	-	2,023	-	-	-	810
Distilling, rectifying and blending of spirits	12	1,455	787	-	2,242	-	-	-	469
Manufacture of wines	2	891	965	-	1,856	-	-	-	170
Manufacture of malt liquors and malt	7	8,606	2,872	-	11,478	-	-	-	3,343
Manufacture of soft drinks & production of mineral waters	10	6,055	3,904	-	9,959	-	-	-	2,913
MANUFACTURE OF TOBACCO PRODUCTS	1	687	4,482	-	5,170	-	-	-	47
Manufacture of tobacco products.....	1	687	4,482	-	5,170	-	-	-	47
MANUFACTURE OF TEXTILES	38	39,874	31,980	-	71,855	-	-	-	5,702
Spinning, weaving and finishing of textiles	29	37,155	28,364	-	65,518	-	-	-	4,782
Manufacture of cordage, rope, twine and netting	2	2,686	3,530	-	6,216	-	-	-	861
Knitting mills	7	34	87	-	120	-	-	-	58
MANUFACTURE OF WEARING APPAREL, EXCEPT FUR APPAREL....	32	5,936	8,121	1,537	15,594	3	1	4	665
Manufacture of wearing apparel except fur apparel...	32	5,936	8,121	1,537	15,594	3	1	4	665
TANNING AND DRESSING OF LEATHER; MANUFACTURE OF FOOTWEAR, LUGGAGE AND HANDBAGS	56	21,355	8,921	-	30,277	-	-	-	2,239
Tanning and dressing of leather,luggage and handbags	15	14,010	3,707	-	17,716	-	-	-	808
Manufacture of footwear.....	41	7,345	5,215	-	12,560	-	-	-	1,431
MANUFACTURE OF WOOD AND OF PRODUCTS OF WOOD AND CORK, EXCEPT FURNITURE	17	4,102	217	-	4,320	1	1	2	1,784
Manufacture of wood and of products of wood and cork, except furniture.....	17	4,102	217	-	4,320	1	1	2	1,784
MANUFACTURE OF PAPER, PAPER PRODUCTS AND PRINTING.....	73	16,582	10,065	86	26,733	9	4	13	2,449
Manufacture of paper and paper products.....	7	4,547	2,282	-	6,829	-	-	-	465
Publishing and printing services.....	66	12,035	7,783	86	19,904	9	4	13	1,984
MANUFACTURE OF CHEMICALS AND CHEMICAL PRODUCTS.....	45	10,281	4,296	-	14,578	5	-	5	2,941
Manufacture of basic chemicals, except fertilizers and nitrogen compounds.....	6	2,761	134	-	2,895	2	-	2	1,300
Manufacture of paints, varnishes and mastics	8	2,154	319	-	2,473	-	-	-	172

BASIC WAGES AND SALARIES OF PRODUCTION WORKERS AND SEASONAL AND TEMPORARY WORKERS BY SEX,
NATIONALITY AND INDUSTRIAL GROUP - PUBLIC AND PRIVATE 2002/2003 (1995 E.F.Y)

TABLE 4.19(Contd..)

(IN '000 BIRR)

INDUSTRIAL GROUP	NO. OF ESTAB.	WAGES AND SALARIES OF PRODUCTION WORKERS				SALARY OF PAID APPARENTECES			WAGES AND SALARIES OF SEASONAL AND TEMPORARY WORKERS
		ETHIOPIANS		FOREIGNERS	TOTAL	MALE	FEMALE	TOTAL	
		MALE	FEMALE						
and botanical products.....	6	2,431	2,150	-	4,582	-	-	-	105
Manufacture of soap and detergents cleaning and polishing, perfumes and toilet preparations.....	19	2,493	1,162	-	3,655	3	-	3	1,287
Manufacture of chemical products n.e.c.	6	442	531	-	973	-	-	-	76
MANUFACTURE OF RUBBER AND PLASTIC PROCDUCTS.....	41	16,648	4,414	-	21,062	8	7	16	794
Manufacture of rubber products.....	5	9,652	1,111	-	10,763	-	-	-	9
Manufacture of plastic products.....	36	6,996	3,303	-	10,299	8	7	16	785
MANUFACTURE OF OTHER NON-METALLIC MINERAL PRODUCTS ...	115	25,471	3,086	-	28,557	1	-	1	8,043
Manufacture of glass and glass products.....	2	369	103	-	472	-	-	-	113
Manufacture of structural clay products	6	987	714	-	1,700	-	-	-	212
Manufacture of cement, lime and plaster	9	13,226	468	-	13,694	-	-	-	4,141
Manufacture of articles of concrete, cement and plaster	80	4,338	378	-	4,715	1	-	1	2,366
Manufacture of non-metallic mineral products n.e.c..	18	6,552	1,423	-	7,975	-	-	-	1,212
MANUFACTURE OF BASIC IRON AND STEEL.....	10	6,722	570	-	7,292	-	-	-	774
Manufacture of basic iron and steel.....	10	6,722	570	-	7,292	-	-	-	774
MANUFACTURE OF FABRICATED METAL PRODUCTS EXCEPT MACHINERY AND EQUIPMENT	73	12,847	1,257	38	14,142	91	1	91	1,488
Manufacture of structural metal products, tanks, reservoirs and containers of metal	42	3,768	127	-	3,895	85	1	85	477
Manufacture of cutlery, hand tools and general hardware	11	1,392	455	-	1,847	1	-	1	272
Manufacture of other fabricated metal products	20	7,688	675	38	8,401	5	-	5	739
MANUFACTURE OF MACHINERY AND EQUIPMENT N.E.C.	10	638	43	-	682	-	-	-	10
Manufacture of pumps, compressors, taps and valves..	-	-	-	-	-	-	-	-	-
Manufacture of ovens, furnaces and furnace burners..	5	335	39	-	374	-	-	-	-
Manufacture of other general purpose machinery.....	-	-	-	-	-	-	-	-	-
Manufacture of machinery for food and beverage processing	4	225	4	-	230	-	-	-	3
Manufacture of accumulators, primary cells and and primary battries	1	78	-	-	78	-	-	-	7
MANUFACTURE OF MOTOR VEHICLES,TRAILERS & SEMI-TRAILERS	8	6,834	848	-	7,682	4	-	4	296
Manufacture of bodies for motor vehicles.....	7	6,532	848	-	7,380	-	-	-	296
Manufacture of parts and accessories for motor vehicles and their engines.....	1	302	-	-	302	4	-	4	-
MANUFACTURE OF FURNITURE; MANUFACTURING N.E.C.	158	14,539	932	120	15,591	277	77	355	2,873
Manufacture of furniture; manufacturing n.e.c.....	158	14,539	932	120	15,591	277	77	355	2,873
T O T A L	965	248,048	96,407	1,780	346,236	446	102	549	56,386

**BASIC WAGES AND SALARIES OF ADMINISTRATIVE, TECHNICAL, CLERICAL AND OFFICE WORKERS
BY SEX, NATIONALITY AND INDUSTRIAL GROUP - PUBLIC AND PRIVATE 2002/2003 (1995 E.F.Y)**

(IN '000 BIRR)

TABLE 4.20

INDUSTRIAL GROUP	NO. OF ESTAB.	WAGES AND SALARIES OF ADMINISTRATIVE, TECHNICAL, CLERICAL AND OFFICE WORKERS			
		ETHIOPIANS		FOREIGNERS	TOTAL
		MALE	FEMALE		
MANUFACTURE OF FOOD PRODUCTS AND BEVERAGES.....	247	109,888	26,201	4,042	140,131
Production, processing and preserving of meat, fruit and vegetables	7	5,379	1,454	-	6,833
Manufacture of vegetable and animal oils and fats...	23	2,469	1,050	-	3,519
Manufacture of dairy products	3	1,463	639	-	2,102
Manufacture of grain mill products	61	8,011	2,679	-	10,689
Manufacture of prepared animal feeds	3	247	236	-	483
Manufacture of bakery products	102	3,781	2,148	-	5,929
Manufacture of sugar and sugar confectionery	6	37,693	5,987	-	43,681
Manufacture of macaroni and spaghetti.....	5	2,286	459	-	2,745
Manufacture of food products n.e.c.	10	1,246	426	-	1,672
Distilling, rectifying and blending of spirits	9	3,394	1,524	-	4,918
Manufacture of wines	1	1,688	475	-	2,163
Manufacture of malt liquors and malt	7	19,302	4,730	403	24,435
Manufacture of soft drinks & production of mineral waters	10	22,929	4,394	3,639	30,962
MANUFACTURE OF TOBACCO PRODUCTS	1	2,517	2,514	-	5,031
Manufacture of tobacco products.....	1	2,517	2,514	-	5,031
MANUFACTURE OF TEXTILES	35	21,063	7,417	995	29,475
Spinning, weaving and finishing of textiles	27	18,712	6,930	995	26,637
Manufacture of cordage, rope, twine and netting	2	2,286	456	-	2,743
Knitting mills	6	64	31	-	95
MANUFACTURE OF WEARING APPAREL, EXCEPT FUR APPAREL....	26	2,189	1,242	623	4,054
Manufacture of wearing apparel except fur apparel...	26	2,189	1,242	623	4,054
TANNING AND DRESSING OF LEATHER; MANUFACTURE OF FOOTWEAR, LUGGAGE AND HANDBAGS	53	14,728	4,416	78	19,222
Tanning and dressing of leather, luggage and handbags	15	9,881	2,611	78	12,570
Manufacture of footwear.....	38	4,848	1,804	-	6,652
MANUFACTURE OF WOOD AND OF PRODUCTS OF WOOD AND CORK, EXCEPT FURNITURE	15	2,673	850	-	3,523
Manufacture of wood and of products of wood and cork, except furniture.....	15	2,673	850	-	3,523
MANUFACTURE OF PAPER, PAPER PRODUCTS AND PRINTING.....	69	11,559	6,815	180	18,554
Manufacture of paper and paper products.....	7	2,956	1,162	-	4,118
Publishing and printing services.....	62	8,603	5,654	180	14,436
MANUFACTURE OF CHEMICALS AND CHEMICAL PRODUCTS.....	43	14,147	4,884	130	19,160
Manufacture of basic chemicals, except fertilizers and nitrogen compounds.....	6	4,509	774	-	5,283
Manufacture of paints, varnishes and mastics	8	2,418	920	-	3,338

BASIC WAGES AND SALARIES OF ADMINISTRATIVE, TECHNICAL, CLERICAL AND OFFICE WORKERS
BY SEX, NATIONALITY AND INDUSTRIAL GROUP - PUBLIC AND PRIVATE 2002/2003 (1995 E.F.Y.)
TABLE 4.20(Contd..) (IN '000 BIRR)

INDUSTRIAL GROUP	NO. OF ESTAB.	WAGES AND SALARIES OF ADMINISTRATIVE, TECHNICAL, CLERICAL AND OFFICE WORKERS			
		ETHIOPIANS		FOREIGNERS	TOTAL
		MALE	FEMALE		
Manufacture of pharmaceuticals, medicinal chemicals and botanical products.....	6	3,699	1,767	50	5,516
Manufacture of soap and detergents cleaning and polishing, perfumes and toilet preparations.....	17	2,799	1,080	60	3,939
Manufacture of chemical products n.e.c.	6	721	343	20	1,084
MANUFACTURE OF RUBBER AND PLASTIC PRODUCTS.....	38	6,441	3,281	369	10,090
Manufacture of rubber products.....	5	2,338	841	-	3,179
Manufacture of plastic products.....	33	4,102	2,440	369	6,911
MANUFACTURE OF OTHER NON-METALLIC MINERAL PRODUCTS ...	94	17,406	6,220	-	23,625
Manufacture of glass and glass products.....	1	604	403	-	1,007
Manufacture of structural clay products	4	815	322	-	1,137
Manufacture of cement, lime and plaster	7	9,759	3,022	-	12,781
Manufacture of articles of concrete, cement and plaster	66	2,652	1,107	-	3,759
Manufacture of non-metallic mineral products n.e.c..	16	3,576	1,366	-	4,942
MANUFACTURE OF BASIC IRON AND STEEL.....	10	5,774	1,496	372	7,642
Manufacture of basic iron and steel.....	10	5,774	1,496	372	7,642
MANUFACTURE OF FABRICATED METAL PRODUCTS EXCEPT MACHINERY AND EQUIPMENT	65	6,283	2,045	828	9,157
Manufacture of structural metal products, tanks, reservoirs and containers of metal	35	2,835	604	223	3,662
Manufacture of cutlery, hand tools and general hardware	10	1,161	364	148	1,673
Manufacture of other fabricated metal products	20	2,287	1,077	458	3,822
MANUFACTURE OF MACHINERY AND EQUIPMENT N.E.C.	10	212	34	106	352
Manufacture of pumps, compressors, taps and valves..	-	-	-	-	-
Manufacture of ovens, furnaces and furnace burners..	5	112	26	60	198
Manufacture of other general purpose machinery.....	-	-	-	-	-
Manufacture of machinery for food and beverage processing	4	90	8	46	144
Manufacture of accumulators, primary cells and and primary batteries	1	10	-	-	10
MANUFACTURE OF MOTOR VEHICLES, TRAILERS & SEMI-TRAILERS	7	3,280	1,306	612	5,197
Manufacture of bodies for motor vehicles.....	6	3,009	1,213	612	4,834
Manufacture of parts and accessories for motor vehicles and their engines.....	1	271	93	-	363
MANUFACTURE OF FURNITURE; MANUFACTURING N.E.C.	143	4,263	1,986	48	6,297
Manufacture of furniture; manufacturing n.e.c.....	143	4,263	1,986	48	6,297
T O T A L	856	222,423	70,706	8,382	301,511

NUMBER OF ESTABLISHMENTS AND NUMBER OF PERSONS ENGAGED BY SIZE OF PERSONS ENGAGED
AND INDUSTRIAL GROUP-PUBLIC AND PRIVATE 2002/2003 (1995 E.F.Y)

TABLE 4.21

INDUSTRIAL GROUP	NO. OF ESTABLISHMENTS BY SIZE OF PERSONS ENGAGED				NO. OF PERSONS ENGAGED BY SIZE GROUP			
	10 - 19	20 - 49	50 AND OVER	TOTAL	10 - 19	20 - 49	50 AND OVER	TOTAL
MANUFACTURE OF FOOD PRODUCTS AND BEVERAGES.....	129	61	98	288	1,684	1,909	27,193	30,786
Production, processing and preserving of meat, fruit and vegetables	-	-	9	9	-	-	2,208	2,208
Manufacture of vegetable and animal oils and fats...	18	3	6	27	209	89	1,220	1,518
Manufacture of dairy products	1	-	2	3	18	-	610	628
Manufacture of grain mill products	21	19	23	63	288	599	2,993	3,880
Manufacture of prepared animal feeds	-	1	2	3	-	22	150	172
Manufacture of bakery products	77	33	17	127	1,042	1,019	2,251	4,312
Manufacture of sugar and sugar confectionery	6	1	3	10	48	41	7,415	7,504
Manufacture of macaroni and spaghetti.....	1	-	4	5	10	-	558	568
Manufacture of food products n.e.c.	3	1	6	10	41	48	878	967
Distilling, rectifying and blending of spirits	2	2	8	12	28	55	839	922
Manufacture of wines	-	-	2	2	-	-	492	492
Manufacture of malt liquors and malt	-	-	7	7	-	-	3,345	3,345
Manufacture of soft drinks & production of mineral waters	-	1	9	10	-	36	4,234	4,270
MANUFACTURE OF TOBACCO PRODUCTS	-	-	1	1	-	-	792	792
Manufacture of tobacco products.....	-	-	1	1	-	-	792	792
MANUFACTURE OF TEXTILES	8	3	27	38	117	103	21,737	21,957
Spinning, weaving and finishing of textiles	3	2	24	29	49	73	19,059	19,181
Manufacture of cordage, rope, twine and netting	-	-	2	2	-	-	2,618	2,618
Knitting mills	5	1	1	7	68	30	60	158
MANUFACTURE OF WEARING APPAREL, EXCEPT FUR APPAREL....	11	9	12	32	138	293	3,881	4,312
Manufacture of wearing apparel except fur apparel...	11	9	12	32	138	293	3,881	4,312
TANNING AND DRESSING OF LEATHER; MANUFACTURE OF FOOTWEAR, LUGGAGE AND HANDBAGS	9	20	27	56	127	721	6,430	7,278
Tanning and dressing of leather, luggage and handbags	-	1	14	15	-	44	3,461	3,505
Manufacture of footwear.....	9	19	13	41	127	677	2,969	3,773
MANUFACTURE OF WOOD AND OF PRODUCTS OF WOOD AND CORK, EXCEPT FURNITURE	9	2	6	17	97	50	1,535	1,682
Manufacture of wood and of products of wood and cork, except furniture.....	9	2	6	17	97	50	1,535	1,682
MANUFACTURE OF PAPER, PAPER PRODUCTS AND PRINTING.....	23	25	25	73	303	758	5,351	6,412
Manufacture of paper and paper products.....	2	-	5	7	23	-	1,531	1,554
Publishing and printing services.....	21	25	20	66	280	758	3,820	4,858
MANUFACTURE OF CHEMICALS AND CHEMICAL PRODUCTS.....	8	10	27	45	115	306	4,536	4,957
Manufacture of basic chemicals, except fertilizers and nitrogen compounds.....	1	-	5	6	19	-	1,315	1,334
Manufacture of paints, varnishes and mastics	-	3	5	8	-	90	521	611

NUMBER OF ESTABLISHMENTS AND NUMBER OF PERSONS ENGAGED BY SIZE OF PERSONS ENGAGED
AND INDUSTRIAL GROUP-PUBLIC AND PRIVATE 2002/2003 (1995 E.F.Y)

TABLE 4.21(Contd..)

INDUSTRIAL GROUP	NO. OF ESTABLISHMENTS BY SIZE OF PERSONS ENGAGED				NO. OF PERSONS ENGAGED BY SIZE GROUP			
	10 - 19	20 - 49	50 AND OVER	TOTAL	10 - 19	20 - 49	50 AND OVER	TOTAL
Manufacture of pharmaceuticals, medicinal chemicals and botanical products.....	-	1	5	6	-	43	1,040	1,083
Manufacture of soap and detergents cleaning and polishing, perfumes and toilet preparations.....	6	4	9	19	81	116	1,247	1,444
Manufacture of chemical products n.e.c.	1	2	3	6	15	57	413	485
MANUFACTURE OF RUBBER AND PLASTIC PRODUCTS.....	6	9	26	41	84	344	4,001	4,429
Manufacture of rubber products.....	1	1	3	5	15	41	960	1,016
Manufacture of plastic products.....	5	8	23	36	69	303	3,041	3,413
MANUFACTURE OF OTHER NON-METALLIC MINERAL PRODUCTS ...	61	30	24	115	747	880	6,406	8,033
Manufacture of glass and glass products.....	1	-	1	2	12	-	343	355
Manufacture of structural clay products	1	3	2	6	9	102	279	390
Manufacture of cement, lime and plaster	3	1	5	9	29	45	2,656	2,730
Manufacture of articles of concrete, cement and plaster	51	20	9	80	631	543	1,439	2,613
Manufacture of non-metallic mineral products n.e.c..	5	6	7	18	66	190	1,689	1,945
MANUFACTURE OF BASIC IRON AND STEEL.....	-	2	8	10	-	82	1,384	1,466
Manufacture of basic iron and steel.....	-	2	8	10	-	82	1,384	1,466
MANUFACTURE OF FABRICATED METAL PRODUCTS EXCEPT MACHINERY AND EQUIPMENT	35	22	16	73	448	688	2,352	3,488
Manufacture of structural metal products, tanks, reservoirs and containers of metal	26	9	7	42	322	287	712	1,321
Manufacture of cutlery, hand tools and general hardware	4	4	3	11	62	150	421	633
Manufacture of other fabricated metal products	5	9	6	20	64	251	1,219	1,534
MANUFACTURE OF MACHINERY AND EQUIPMENT N.E.C.	4	5	1	10	54	154	52	260
Manufacture of pumps, compressors, taps and valves..	-	-	-	-	-	-	-	-
Manufacture of ovens, furnaces and furnace burners..	2	3	-	5	26	101	-	127
Manufacture of other general purpose machinery.....	-	-	-	-	-	-	-	-
Manufacture of machinery for food and beverage processing	2	2	-	4	28	53	-	81
Manufacture of accumulators, primary cells and and primary batteries	-	-	1	1	-	-	52	52
MANUFACTURE OF MOTOR VEHICLES, TRAILERS & SEMI-TRAILERS	-	2	6	8	-	71	950	1,021
Manufacture of bodies for motor vehicles.....	-	2	5	7	-	71	875	946
Manufacture of parts and accessories for motor vehicles and their engines.....	-	-	1	1	-	-	75	75
MANUFACTURE OF FURNITURE; MANUFACTURING N.E.C.	92	41	25	158	1,233	1,096	2,906	5,235
Manufacture of furniture; manufacturing n.e.c.....	92	41	25	158	1,233	1,096	2,906	5,235
T O T A L	395	241	329	965	5,147	7,455	89,506	102,108

NUMBER OF ESTABLISHMENTS AND NUMBER OF PERSONS ENGAGED BY SIZE OF PERSONS ENGAGED
AND INDUSTRIAL GROUP - PUBLIC 2002/2003 (1995 E.F.Y)

TABLE 4.22

INDUSTRIAL GROUP	NO. OF ESTABLISHMENTS BY SIZE OF PERSONS ENGAGED				NO. OF PERSONS ENGAGED BY SIZE GROUP			
	10 - 19	20 - 49	50 AND OVER	TOTAL	10 - 19	20 - 49	50 AND OVER	TOTAL
MANUFACTURE OF FOOD PRODUCTS AND BEVERAGES.....	1	2	40	43	9	88	17,208	17,305
Production, processing and preserving of meat, fruit and vegetables	-	-	3	3	-	-	1,081	1,081
Manufacture of vegetable and animal oils and fats...	1	-	5	6	9	-	1,146	1,155
Manufacture of dairy products	-	-	1	1	-	-	365	365
Manufacture of grain mill products	-	-	7	7	-	-	1,212	1,212
Manufacture of prepared animal feeds	-	-	1	1	-	-	83	83
Manufacture of bakery products	-	1	4	5	-	47	845	892
Manufacture of sugar and sugar confectionery	-	1	3	4	-	41	7,415	7,456
Manufacture of macaroni and spaghetti.....	-	-	3	3	-	-	494	494
Manufacture of food products n.e.c.	-	-	1	1	-	-	125	125
Distilling, rectifying and blending of spirits	-	-	4	4	-	-	598	598
Manufacture of wines	-	-	2	2	-	-	492	492
Manufacture of malt liquors and malt	-	-	4	4	-	-	2,340	2,340
Manufacture of soft drinks & production of mineral waters	-	-	2	2	-	-	1,012	1,012
MANUFACTURE OF TOBACCO PRODUCTS	-	-	1	1	-	-	792	792
Manufacture of tobacco products.....	-	-	1	1	-	-	792	792
MANUFACTURE OF TEXTILES	1	1	18	20	18	42	17,769	17,829
Spinning, weaving and finishing of textiles	1	1	16	18	18	42	15,151	15,211
Manufacture of cordage, rope, twine and netting	-	-	2	2	-	-	2,618	2,618
Knitting mills	-	-	-	-	-	-	-	-
MANUFACTURE OF WEARING APPAREL, EXCEPT FUR APPAREL....	-	-	4	4	-	-	1,752	1,752
Manufacture of wearing apparel except fur apparel...	-	-	4	4	-	-	1,752	1,752
TANNING AND DRESSING OF LEATHER; MANUFACTURE OF FOOTWEAR, LUGGAGE AND HANDBAGS	-	-	7	7	-	-	3,624	3,624
Tanning and dressing of leather, luggage and handbags	-	-	4	4	-	-	1,659	1,659
Manufacture of footwear.....	-	-	3	3	-	-	1,965	1,965
MANUFACTURE OF WOOD AND OF PRODUCTS OF WOOD AND CORK, EXCEPT FURNITURE	-	1	6	7	-	25	1,535	1,560
Manufacture of wood and of products of wood and cork, except furniture.....	-	1	6	7	-	25	1,535	1,560
MANUFACTURE OF PAPER, PAPER PRODUCTS AND PRINTING.....	-	-	10	10	-	-	4,023	4,023
Manufacture of paper and paper products.....	-	-	2	2	-	-	1,236	1,236
Publishing and printing services.....	-	-	8	8	-	-	2,787	2,787
MANUFACTURE OF CHEMICALS AND CHEMICAL PRODUCTS.....	-	1	10	11	-	29	2,500	2,529
Manufacture of basic chemicals, except fertilizers and nitrogen compounds.....	-	-	4	4	-	-	1,261	1,261
Manufacture of paints, varnishes and mastics	-	-	2	2	-	-	255	255

NUMBER OF ESTABLISHMENTS AND NUMBER OF PERSONS ENGAGED BY SIZE OF PERSONS ENGAGED
AND INDUSTRIAL GROUP - PUBLIC 2002/2003 (1995 E.F.Y)

TABLE 4.22(Contd..)

INDUSTRIAL GROUP	NO. OF ESTABLISHMENTS BY SIZE OF PERSONS ENGAGED				NO. OF PERSONS ENGAGED BY SIZE GROUP			
	10 - 19	20 - 49	50 AND OVER	TOTAL	10 - 19	20 - 49	50 AND OVER	TOTAL
Manufacture of pharmaceuticals, medicinal chemicals and botanical products.....	-	-	1	1	-	-	490	490
Manufacture of soap and detergents cleaning and polishing, perfumes and toilet preparations.....	-	-	2	2	-	-	390	390
Manufacture of chemical products n.e.c.	-	1	1	2	-	29	104	133
MANUFACTURE OF RUBBER AND PLASTIC PRODCUTS.....	-	1	5	6	-	42	1,537	1,579
Manufacture of rubber products.....	-	-	1	1	-	-	836	836
Manufacture of plastic products.....	-	1	4	5	-	42	701	743
MANUFACTURE OF OTHER NON-METALLIC MINERAL PRODUCTS ...	2	2	17	21	35	86	5,318	5,439
Manufacture of glass and glass products.....	-	-	1	1	-	-	343	343
Manufacture of structural clay products	-	1	2	3	-	41	279	320
Manufacture of cement, lime and plaster	-	1	4	5	-	45	2,243	2,288
Manufacture of articles of concrete, cement and plaster	2	-	5	7	35	-	1,146	1,181
Manufacture of non-metallic mineral products n.e.c..	-	-	5	5	-	-	1,307	1,307
MANUFACTURE OF BASIC IRON AND STEEL.....	-	-	3	3	-	-	977	977
Manufacture of basic iron and steel.....	-	-	3	3	-	-	977	977
MANUFACTURE OF FABRICATED METAL PRODUCTS EXCEPT MACHINERY AND EQUIPMENT	-	-	5	5	-	-	1,418	1,418
Manufacture of structural metal products, tanks, reservoirs and containers of metal	-	-	1	1	-	-	269	269
Manufacture of cutlery, hand tools and general hardware	-	-	2	2	-	-	346	346
Manufacture of other fabricated metal products	-	-	2	2	-	-	803	803
MANUFACTURE OF MACHINERY AND EQUIPMENT N.E.C.	-	-	-	-	-	-	-	-
Manufacture of pumps, compressors, taps and valves..	-	-	-	-	-	-	-	-
Manufacture of ovens, furnaces and furnace burners..	-	-	-	-	-	-	-	-
Manufacture of other general purpose machinery.....	-	-	-	-	-	-	-	-
Manufacture of machinery for food and beverage processing	-	-	-	-	-	-	-	-
Manufacture of accumulators, primary cells and and primary batteries	-	-	-	-	-	-	-	-
MANUFACTURE OF MOTOR VEHICLES, TRAILERS & SEMI-TRAILERS	-	1	2	3	-	30	304	334
Manufacture of bodies for motor vehicles.....	-	1	2	3	-	30	304	334
Manufacture of parts and accessories for motor vehicles and their engines.....	-	-	-	-	-	-	-	-
MANUFACTURE OF FURNITURE; MANUFACTURING N.E.C.	1	2	3	6	17	60	360	437
Manufacture of furniture; manufacturing n.e.c.....	1	2	3	6	17	60	360	437
T O T A L	5	11	131	147	79	402	59,117	59,598

NUMBER OF ESTABLISHMENTS AND NUMBER OF PERSONS ENGAGED BY SIZE OF PERSONS ENGAGED
AND INDUSTRIAL GROUP - PRIVATE 2002/2003 (1995 E.F.Y)

TABLE 4.23

INDUSTRIAL GROUP	NO. OF ESTABLISHMENTS BY SIZE OF PERSONS ENGAGED				NO. OF PERSONS ENGAGED BY SIZE GROUP			
	10 - 19	20 - 49	50 AND OVER	TOTAL	10 - 19	20 - 49	50 AND OVER	TOTAL
MANUFACTURE OF FOOD PRODUCTS AND BEVERAGES.....	128	59	58	245	1,675	1,821	9,985	13,481
Production, processing and preserving of meat, fruit and vegetables	-	-	6	6	-	-	1,127	1,127
Manufacture of vegetable and animal oils and fats...	17	3	1	21	200	89	74	363
Manufacture of dairy products	1	-	1	2	18	-	245	263
Manufacture of grain mill products	21	19	16	56	288	599	1,781	2,668
Manufacture of prepared animal feeds	-	1	1	2	-	22	67	89
Manufacture of bakery products	77	32	13	122	1,042	972	1,406	3,420
Manufacture of sugar and sugar confectionery	6	-	-	6	48	-	-	48
Manufacture of macaroni and spaghetti.....	1	-	1	2	10	-	64	74
Manufacture of food products n.e.c.	3	1	5	9	41	48	753	842
Distilling, rectifying and blending of spirits	2	2	4	8	28	55	241	324
Manufacture of wines	-	-	-	-	-	-	-	-
Manufacture of malt liquors and malt	-	-	3	3	-	-	1,005	1,005
Manufacture of soft drinks & production of mineral waters	-	1	7	8	-	36	3,222	3,258
MANUFACTURE OF TOBACCO PRODUCTS	-	-	-	-	-	-	-	-
Manufacture of tobacco products.....	-	-	-	-	-	-	-	-
MANUFACTURE OF TEXTILES	7	2	9	18	99	61	3,968	4,128
Spinning, weaving and finishing of textiles	2	1	8	11	31	31	3,908	3,970
Manufacture of cordage, rope, twine and netting	-	-	-	-	-	-	-	-
Knitting mills	5	1	1	7	68	30	60	158
MANUFACTURE OF WEARING APPAREL, EXCEPT FUR APPAREL....	11	9	8	28	138	293	2,129	2,560
Manufacture of wearing apparel except fur apparel...	11	9	8	28	138	293	2,129	2,560
TANNING AND DRESSING OF LEATHER; MANUFACTURE OF FOOTWEAR, LUGGAGE AND HANDBAGS	9	20	20	49	127	721	2,806	3,654
Tanning and dressing of leather, luggage and handbags	-	1	10	11	-	44	1,802	1,846
Manufacture of footwear.....	9	19	10	38	127	677	1,004	1,808
MANUFACTURE OF WOOD AND OF PRODUCTS OF WOOD AND CORK, EXCEPT FURNITURE	9	1	-	10	97	25	-	122
Manufacture of wood and of products of wood and cork, except furniture.....	9	1	-	10	97	25	-	122
MANUFACTURE OF PAPER, PAPER PRODUCTS AND PRINTING.....	23	25	15	63	303	758	1,328	2,389
Manufacture of paper and paper products.....	2	-	3	5	23	-	295	318
Publishing and printing services.....	21	25	12	58	280	758	1,033	2,071
MANUFACTURE OF CHEMICALS AND CHEMICAL PRODUCTS.....	8	9	17	34	115	277	2,036	2,428
Manufacture of basic chemicals, except fertilizers and nitrogen compounds.....	1	-	1	2	19	-	54	73
Manufacture of paints, varnishes and mastics	-	3	3	6	-	90	266	356

NUMBER OF ESTABLISHMENTS AND NUMBER OF PERSONS ENGAGED BY SIZE OF PERSONS ENGAGED
AND INDUSTRIAL GROUP - PRIVATE 2002/2003 (1995 E.F.Y)

TABLE 4.23 (Contd..)

INDUSTRIAL GROUP	NO. OF ESTABLISHMENTS BY SIZE OF PERSONS ENGAGED				NO. OF PERSONS ENGAGED BY SIZE GROUP			
	10 - 19	20 - 49	50 AND OVER	TOTAL	10 - 19	20 - 49	50 AND OVER	TOTAL
Manufacture of pharmaceuticals, medicinal chemicals and botanical products.....	-	1	4	5	-	43	550	593
Manufacture of soap and detergents, cleaning and polishing, perfumes and toilet preparations.....	6	4	7	17	81	116	857	1,054
Manufacture of chemical products n.e.c.	1	1	2	4	15	28	309	352
MANUFACTURE OF RUBBER AND PLASTIC PRODUCTS.....	6	8	21	35	84	302	2,464	2,850
Manufacture of rubber products.....	1	1	2	4	15	41	124	180
Manufacture of plastic products.....	5	7	19	31	69	261	2,340	2,670
MANUFACTURE OF OTHER NON-METALLIC MINERAL PRODUCTS ...	59	28	7	94	712	794	1,088	2,594
Manufacture of glass and glass products.....	1	-	-	1	12	-	-	12
Manufacture of structural clay products	1	2	-	3	9	61	-	70
Manufacture of cement, lime and plaster	3	-	1	4	29	-	413	442
Manufacture of articles of concrete, cement and plaster	49	20	4	73	596	543	293	1,432
Manufacture of non-metallic mineral products n.e.c..	5	6	2	13	66	190	382	638
MANUFACTURE OF BASIC IRON AND STEEL.....	-	2	5	7	-	82	407	489
Manufacture of basic iron and steel.....	-	2	5	7	-	82	407	489
MANUFACTURE OF FABRICATED METAL PRODUCTS EXCEPT MACHINERY AND EQUIPMENT	35	22	11	68	448	688	934	2,070
Manufacture of structural metal products, tanks, reservoirs and containers of metal	26	9	6	41	322	287	443	1,052
Manufacture of cutlery, hand tools and general hardware	4	4	1	9	62	150	75	287
Manufacture of other fabricated metal products	5	9	4	18	64	251	416	731
MANUFACTURE OF MACHINERY AND EQUIPMENT N.E.C.	4	5	1	10	54	154	52	260
Manufacture of pumps, compressors, taps and valves..	-	-	-	-	-	-	-	-
Manufacture of ovens, furnaces and furnace burners..	2	3	-	5	26	101	-	127
Manufacture of other general purpose machinery.....	-	-	-	-	-	-	-	-
Manufacture of machinery for food and beverage processing	2	2	-	4	28	53	-	81
Manufacture of accumulators, primary cells and and primary batteries	-	-	1	1	-	-	52	52
MANUFACTURE OF MOTOR VEHICLES, TRAILERS & SEMI-TRAILERS	-	1	4	5	-	41	646	687
Manufacture of bodies for motor vehicles.....	-	1	3	4	-	41	571	612
Manufacture of parts and accessories for motor vehicles and their engines.....	-	-	1	1	-	-	75	75
MANUFACTURE OF FURNITURE; MANUFACTURING N.E.C.	91	39	22	152	1,216	1,036	2,546	4,798
Manufacture of furniture; manufacturing n.e.c.....	91	39	22	152	1,216	1,036	2,546	4,798
T O T A L	390	230	198	818	5,068	7,053	30,389	42,510

NUMBER OF ESTABLISHMENTS, GROSS VALUE OF PRODUCTION, INDUSTRIAL COSTS, INDIRECT TAXES NET
AND CENSUS VALUE ADDED BY INDUSTRIAL GROUP - PUBLIC AND PRIVATE, 2002/2003 (1995 E.F.Y)

TABLE 4.24

(IN '000 BIRR)

INDUSTRIAL GROUP	NO.OF ESTAB.	GROSS VALUE OF PRODUCTION	INDUSTRIAL COSTS	INDIRECT TAXES NET	CENSUS VALUE ADDED	
					AT MARKET PRICE	AT FACTOR COST
MANUFACTURE OF FOOD PRODUCTS AND BEVERAGES.....	288	3,577,430	1,349,817	657,846	2,227,612	1,569,766
Production, processing and preserving of meat, fruit and vegetables	9	125,399	63,013	7,488	62,386	54,897
Manufacture of vegetable and animal oils and fats...	27	115,716	70,374	13,324	45,342	32,019
Manufacture of dairy products	3	50,510	27,336	3,786	23,174	19,387
Manufacture of grain mill products	63	466,328	346,377	32,116	119,950	87,834
Manufacture of prepared animal feeds	3	5,721	3,287	698	2,434	1,736
Manufacture of bakery products	127	207,555	132,293	9,928	75,262	65,334
Manufacture of sugar and sugar confectionery	10	1,166,483	214,125	235,317	952,358	717,041
Manufacture of macaroni and spaghetti.....	5	106,590	72,265	11,940	34,326	22,386
Manufacture of food products n.e.c.	10	69,606	37,902	4,345	31,704	27,358
Distilling, rectifying and blending of spirits	12	76,337	14,929	29,403	61,408	32,004
Manufacture of wines	2	39,680	10,963	11,328	28,717	17,389
Manufacture of malt liquors and malt	7	671,639	186,269	180,503	485,370	304,868
Manufacture of soft drinks & production of mineral waters	10	475,866	170,684	117,669	305,182	187,513
MANUFACTURE OF TOBACCO PRODUCTS	1	256,768	96,124	52,281	160,644	108,363
Manufacture of tobacco products.....	1	256,768	96,124	52,281	160,644	108,363
MANUFACTURE OF TEXTILES	38	751,899	500,750	96,511	251,150	154,638
Spinning, weaving and finishing of textiles	29	700,225	473,821	90,146	226,404	136,258
Manufacture of cordage, rope, twine and netting	2	48,416	25,185	5,955	23,231	17,276
Knitting mills	7	3,259	1,744	410	1,515	1,105
MANUFACTURE OF WEARING APPAREL, EXCEPT FUR APPAREL....	32	73,119	29,776	8,834	43,343	34,509
Manufacture of wearing apparel except fur apparel...	32	73,119	29,776	8,834	43,343	34,509
TANNING AND DRESSING OF LEATHER; MANUFACTURE OF FOOTWEAR, LUGGAGE AND HANDBAGS	56	790,492	600,661	34,780	189,830	155,051
Tanning and dressing of leather, luggage and handbags	15	602,450	487,895	15,504	114,556	99,052
Manufacture of footwear.....	41	188,042	112,767	19,276	75,275	55,999
MANUFACTURE OF WOOD AND OF PRODUCTS OF WOOD AND CORK, EXCEPT FURNITURE	17	61,218	20,542	8,948	40,676	31,728
Manufacture of wood and of products of wood and cork, except furniture.....	17	61,218	20,542	8,948	40,676	31,728
MANUFACTURE OF PAPER, PAPER PRODUCTS AND PRINTING.....	73	433,684	222,305	43,505	211,379	167,874
Manufacture of paper and paper products.....	7	136,052	86,717	17,510	49,335	31,825
Publishing and printing services.....	66	297,632	135,588	25,995	162,044	136,049
MANUFACTURE OF CHEMICALS AND CHEMICAL PRODUCTS.....	45	545,243	320,315	48,737	224,928	176,191
Manufacture of basic chemicals, except fertilizers and nitrogen compounds.....	6	51,475	20,481	4,389	30,995	26,606
Manufacture of paints, varnishes and mastics	8	165,487	96,320	22,108	69,167	47,059

NUMBER OF ESTABLISHMENTS, GROSS VALUE OF PRODUCTION, INDUSTRIAL COSTS, INDIRECT TAXES NET
AND CENSUS VALUE ADDED BY INDUSTRIAL GROUP - PUBLIC AND PRIVATE, 2002/2003 (1995 E.F.Y)

TABLE 4.24 (Cont...)

(IN '000 BIRR)

INDUSTRIAL GROUP	NO.OF ESTAB.	GROSS VALUE OF PRODUCTION	INDUSTRIAL COSTS	INDIRECT TAXES NET	CENSUS VALUE ADDED	
					AT MARKET PRICE	AT FACTOR COST
Manufacture of pharmaceuticals, medicinal chemicals and botanical products.....	6	117,778	62,828	1,810	54,951	53,140
Manufacture of soap and detergents cleaning and polishing, perfumes and toilet preparations.....	19	189,730	127,277	19,326	62,452	43,126
Manufacture of chemical products n.e.c.	6	20,772	13,409	1,103	7,363	6,260
MANUFACTURE OF RUBBER AND PLASTIC PRODCUTS.....	41	488,132	251,987	61,244	236,145	174,902
Manufacture of rubber products.....	5	187,506	86,516	24,716	100,991	76,274
Manufacture of plastic products.....	36	300,625	165,471	36,527	135,154	98,627
MANUFACTURE OF OTHER NON-METALLIC MINERAL PRODUCTS ...	115	1,022,809	503,079	85,709	519,730	434,020
Manufacture of glass and glass products.....	2	7,152	2,096	355	5,056	4,701
Manufacture of structural clay products	6	15,437	6,750	1,981	8,687	6,706
Manufacture of cement, lime and plaster	9	841,331	413,337	71,927	427,994	356,067
Manufacture of articles of concrete, cement and plaster	80	68,366	42,091	2,375	26,274	23,899
Manufacture of non-metallic mineral products n.e.c..	18	90,523	38,804	9,071	51,719	42,648
MANUFACTURE OF BASIC IRON AND STEEL.....	10	382,701	265,685	39,952	117,016	77,064
Manufacture of basic iron and steel.....	10	382,701	265,685	39,952	117,016	77,064
MANUFACTURE OF FABRICATED METAL PRODUCTS EXCEPT MACHINERY AND EQUIPMENT	73	218,138	128,701	25,218	89,437	64,219
Manufacture of structural metal products, tanks, reservoirs and containers of metal	42	82,592	50,104	9,878	32,488	22,611
Manufacture of cutlery, hand tools and general hardware	11	33,917	20,705	4,100	13,213	9,113
Manufacture of other fabricated metal products	20	101,628	57,893	11,240	43,736	32,495
MANUFACTURE OF MACHINERY AND EQUIPMENT N.E.C.	10	8,794	4,980	1,330	3,814	2,484
Manufacture of pumps, compressors, taps and valves..	-	-	-	-	-	-
Manufacture of ovens, furnaces and furnace burners..	5	6,713	3,441	1,166	3,272	2,105
Manufacture of other general purpose machinery.....	-	-	-	-	-	-
Manufacture of machinery for food and beverage processing	4	1,020	607	84	414	330
Manufacture of accumulators, primary cells and and primary batteries	1	1,060	932	79	128	49
MANUFACTURE OF MOTOR VEHICLES, TRAILERS & SEMI-TRAILERS	8	189,990	130,710	5,796	59,280	53,484
Manufacture of bodies for motor vehicles.....	7	187,670	129,856	5,684	57,814	52,130
Manufacture of parts and accessories for motor vehicles and their engines.....	1	2,320	854	112	1,466	1,354
MANUFACTURE OF FURNITURE; MANUFACTURING N.E.C.	158	195,677	109,701	12,014	85,976	73,962
Manufacture of furniture; manufacturing n.e.c.....	158	195,677	109,701	12,014	85,976	73,962
T O T A L	965	8,996,092	4,535,132	1,182,704	4,460,960	3,278,256

NUMBER OF ESTABLISHMENTS, GROSS VALUE OF PRODUCTION, INDUSTRIAL COSTS, INDIRECT TAXES NET
AND CENSUS VALUE ADDED BY INDUSTRIAL GROUP - PUBLIC, 2002/2003 (1995 E.F.Y)

TABLE 4.25

(IN '000 BIRR)

INDUSTRIAL GROUP	NO.OF ESTAB.	GROSS VALUE OF PRODUCTION	INDUSTRIAL COSTS	INDIRECT TAXES NET	CENSUS VALUE ADDED	
					AT MARKET PRICE	AT FACTOR COST
MANUFACTURE OF FOOD PRODUCTS AND BEVERAGES.....	43	2,412,799	738,137	470,304	1,674,662	1,204,358
Production, processing and preserving of meat, fruit and vegetables	3	55,337	26,267	6,830	29,070	22,240
Manufacture of vegetable and animal oils and fats...	6	105,002	62,229	12,710	42,773	30,063
Manufacture of dairy products	1	16,919	8,013	2,156	8,906	6,749
Manufacture of grain mill products	7	191,769	137,882	11,550	53,888	42,337
Manufacture of prepared animal feeds	1	2,937	1,589	366	1,348	982
Manufacture of bakery products	5	89,559	51,872	7,658	37,687	30,029
Manufacture of sugar and sugar confectionery	4	1,165,916	213,749	235,300	952,167	716,867
Manufacture of macaroni and spaghetti.....	3	96,935	64,614	10,830	32,321	21,492
Manufacture of food products n.e.c.	1	9,977	3,852	336	6,125	5,789
Distilling, rectifying and blending of spirits	4	56,343	6,683	24,228	49,659	25,432
Manufacture of wines	2	39,680	10,963	11,328	28,717	17,389
Manufacture of malt liquors and malt	4	503,276	133,330	129,314	369,946	240,632
Manufacture of soft drinks & production of mineral waters	2	79,149	17,094	17,698	62,055	44,357
MANUFACTURE OF TOBACCO PRODUCTS	1	256,768	96,124	52,281	160,644	108,363
Manufacture of tobacco products.....	1	256,768	96,124	52,281	160,644	108,363
MANUFACTURE OF TEXTILES	20	542,255	353,858	63,706	188,398	124,692
Spinning, weaving and finishing of textiles	18	493,840	328,673	57,751	165,167	107,416
Manufacture of cordage, rope, twine and netting	2	48,416	25,185	5,955	23,231	17,276
Knitting mills	-	-	-	-	-	-
MANUFACTURE OF WEARING APPAREL, EXCEPT FUR APPAREL....	4	19,762	10,787	2,802	8,975	6,173
Manufacture of wearing apparel except fur apparel...	4	19,762	10,787	2,802	8,975	6,173
TANNING AND DRESSING OF LEATHER; MANUFACTURE OF FOOTWEAR, LUGGAGE AND HANDBAGS	7	298,942	207,947	20,576	90,995	70,418
Tanning and dressing of leather, luggage and handbags	4	236,726	175,439	13,126	61,286	48,160
Manufacture of footwear.....	3	62,216	32,508	7,450	29,708	22,258
MANUFACTURE OF WOOD AND OF PRODUCTS OF WOOD AND CORK, EXCEPT FURNITURE	7	59,578	19,600	8,866	39,979	31,113
Manufacture of wood and of products of wood and cork, except furniture.....	7	59,578	19,600	8,866	39,979	31,113
MANUFACTURE OF PAPER, PAPER PRODUCTS AND PRINTING	10	268,927	126,688	28,028	142,240	114,211
Manufacture of paper and paper products.....	2	81,131	50,686	9,203	30,446	21,243
Publishing and printing services.....	8	187,796	76,002	18,825	111,794	92,969
MANUFACTURE OF CHEMICALS AND CHEMICAL PRODUCTS.....	11	235,773	130,929	18,886	104,843	85,958
Manufacture of basic chemicals, except fertilizers and nitrogen compounds.....	4	42,175	17,054	3,448	25,121	21,673
Manufacture of paints, varnishes and mastics	2	63,050	35,514	8,131	27,536	19,405

NUMBER OF ESTABLISHMENTS, GROSS VALUE OF PRODUCTION, INDUSTRIAL COSTS, INDIRECT TAXES NET
AND CENSUS VALUE ADDED BY INDUSTRIAL GROUP - PUBLIC, 2002/2003 (1995 E.F.Y)

TABLE 4.25 (Cont..)

(IN '000 BIRR)

INDUSTRIAL GROUP	NO.OF ESTAB.	GROSS VALUE OF PRODUCTION	INDUSTRIAL COSTS	INDIRECT TAXES NET	CENSUS VALUE ADDED	
					AT MARKET PRICE	AT FACTOR COST
Manufacture of pharmaceuticals, medicinal chemicals and botanical products.....	1	82,712	49,779	1,584	32,933	31,349
Manufacture of soap and detergents cleaning and polishing, perfumes and toilet preparations.....	2	45,022	26,797	5,592	18,224	12,633
Manufacture of chemical products n.e.c.	2	2,814	1,786	130	1,028	898
MANUFACTURE OF RUBBER AND PLASTIC PROCDUCTS.....	6	253,458	122,482	32,832	130,976	98,144
Manufacture of rubber products.....	1	179,566	83,463	23,805	96,103	72,298
Manufacture of plastic products.....	5	73,892	39,019	9,027	34,873	25,846
MANUFACTURE OF OTHER NON-METALLIC MINERAL PRODUCTS ...	21	749,252	384,516	81,566	364,736	283,169
Manufacture of glass and glass products.....	1	6,899	1,903	353	4,997	4,644
Manufacture of structural clay products	3	14,490	6,417	1,877	8,073	6,196
Manufacture of cement, lime and plaster	5	622,305	319,593	71,791	302,711	230,920
Manufacture of articles of concrete, cement and plaster	7	45,026	29,564	1,488	15,462	13,975
Manufacture of non-metallic mineral products n.e.c..	5	60,532	27,039	6,057	33,492	27,435
MANUFACTURE OF BASIC IRON AND STEEL.....	3	166,338	98,181	17,019	68,157	51,138
Manufacture of basic iron and steel.....	3	166,338	98,181	17,019	68,157	51,138
MANUFACTURE OF FABRICATED METAL PRODUCTS EXCEPT MACHINERY AND EQUIPMENT	5	108,297	64,319	14,605	43,978	29,373
Manufacture of structural metal products, tanks, reservoirs and containers of metal	1	40,290	28,186	5,998	12,103	6,106
Manufacture of cutlery, hand tools and general hardware	2	13,009	7,277	1,472	5,732	4,260
Manufacture of other fabricated metal products	2	54,999	28,856	7,135	26,143	19,008
MANUFACTURE OF MACHINERY AND EQUIPMENT N.E.C.	-	-	-	-	-	-
Manufacture of pumps, compressors, taps and valves..	-	-	-	-	-	-
Manufacture of ovens, furnaces and furnace burners..	-	-	-	-	-	-
Manufacture of other general purpose machinery.....	-	-	-	-	-	-
Manufacture of machinery for food and beverage processing	-	-	-	-	-	-
Manufacture of accumulators, primary cells and and primary battries	-	-	-	-	-	-
MANUFACTURE OF MOTOR VEHICLES, TRAILERS & SEMI-TRAILERS	3	113,852	90,009	4,066	23,843	19,777
Manufacture of bodies for motor vehicles.....	3	113,852	90,009	4,066	23,843	19,777
Manufacture of parts and accessories for motor vehicles and their engines.....	-	-	-	-	-	-
MANUFACTURE OF FURNITURE; MANJFACTURING N.E.C.	6	68,454	48,384	1,165	20,071	18,905
Manufacture of furniture; manufacturing n.e.c.....	6	68,454	48,384	1,165	20,071	18,905
T O T A L	147	5,554,455	2,491,960	816,702	3,062,495	2,245,792

NUMBER OF ESTABLISHMENTS, GROSS VALUE OF PRODUCTION, INDUSTRIAL COSTS, INDIRECT TAXES NET
AND CENSUS VALUE ADDED BY INDUSTRIAL GROUP - PRIVATE, 2002/2003 (1995 E.F.Y)

(IN '000 BIRR)

TABLE 4.26

INDUSTRIAL GROUP	NO.OF ESTAB.	GROSS VALUE OF PRODUCTION	INDUSTRIAL COSTS	INDIRECT TAXES NET	CENSUS VALUE ADDED	
					AT MARKET PRICE	AT FACTOR COST
MANUFACTURE OF FOOD PRODUCTS AND BEVERAGES.....	245	1,164,631	611,681	187,542	552,950	365,409
Production, processing and preserving of meat, fruit and vegetables	6	70,062	36,747	659	33,316	32,657
Manufacture of vegetable and animal oils and fats...	21	10,714	8,145	613	2,569	1,956
Manufacture of dairy products	2	33,590	19,323	1,630	14,268	12,638
Manufacture of grain mill products	56	274,558	208,496	20,566	66,062	45,496
Manufacture of prepared animal feeds	2	2,784	1,699	331	1,086	754
Manufacture of bakery products	122	117,996	80,420	2,271	37,575	35,305
Manufacture of sugar and sugar confectionery	6	567	376	17	191	174
Manufacture of macaroni and spaghetti.....	2	9,655	7,651	1,110	2,004	894
Manufacture of food products n.e.c.	9	59,629	34,050	4,010	25,579	21,569
Distilling, rectifying and blending of spirits	8	19,994	8,246	5,176	11,748	6,573
Manufacture of wines	-	-	-	-	-	-
Manufacture of malt liquors and malt	3	168,363	52,938	51,188	115,424	64,236
Manufacture of soft drinks & production of mineral waters	8	396,718	153,590	99,971	243,128	143,156
MANUFACTURE OF TOBACCO PRODUCTS	-	-	-	-	-	-
Manufacture of tobacco products.....	-	-	-	-	-	-
MANUFACTURE OF TEXTILES	18	209,644	146,892	32,805	62,752	29,947
Spinning, weaving and finishing of textiles	11	206,385	145,148	32,395	61,237	28,842
Manufacture of cordage, rope, twine and netting	-	-	-	-	-	-
Knitting mills	7	3,259	1,744	410	1,515	1,105
MANUFACTURE OF WEARING APPAREL, EXCEPT FUR APPAREL....	28	53,357	18,989	6,032	34,368	28,336
Manufacture of wearing apparel except fur apparel...	28	53,357	18,989	6,032	34,368	28,336
TANNING AND DRESSING OF LEATHER; MANUFACTURE OF FOOTWEAR, LUGGAGE AND HANDBAGS	49	491,550	392,714	14,203	98,836	84,632
Tanning and dressing of leather, luggage and handbags	11	365,725	312,455	2,378	53,269	50,892
Manufacture of footwear.....	38	125,825	80,259	11,826	45,566	33,741
MANUFACTURE OF WOOD AND OF PRODUCTS OF WOOD AND CORK, EXCEPT FURNITURE	10	1,639	942	82	697	615
Manufacture of wood and of products of wood and cork, except furniture.....	10	1,639	942	82	697	615
MANUFACTURE OF PAPER, PAPER PRODUCTS AND PRINTING	63	164,757	95,617	15,477	69,140	53,663
Manufacture of paper and paper products.....	5	54,920	36,031	8,307	18,889	10,583
Publishing and printing services.....	58	109,836	59,586	7,170	50,250	43,080
MANUFACTURE OF CHEMICALS AND CHEMICAL PRODUCTS.....	34	309,470	189,385	29,851	120,085	90,234
Manufacture of basic chemicals, except fertilizers and nitrogen compounds.....	2	9,301	3,427	941	5,874	4,933
Manufacture of paints, varnishes and mastics	6	102,437	60,807	13,977	41,631	27,654

NUMBER OF ESTABLISHMENTS, GROSS VALUE OF PRODUCTION, INDUSTRIAL COSTS, INDIRECT TAXES NET
AND CENSUS VALUE ADDED BY INDUSTRIAL GROUP - PRIVATE, 2002/2003 (1995 E.F.Y)

TABLE 4.26 (Cont...)

(IN '000 BIRR)

INDUSTRIAL GROUP	NO.OF ESTAB.	GROSS VALUE OF PRODUCTION	INDUSTRIAL COSTS	INDIRECT TAXES NET	CENSUS VALUE ADDED	
					AT MARKET PRICE	AT FACTOR COST
Manufacture of pharmaceuticals, medicinal chemicals and botanical products.....	5	35,066	13,049	226	22,018	21,792
Manufacture of soap and detergents cleaning and polishing, perfumes and toilet preparations.....	17	144,708	100,480	13,735	44,228	30,493
Manufacture of chemical products n.e.c.	4	17,958	11,624	973	6,334	5,361
MANUFACTURE OF RUBBER AND PLASTIC PROCDUCTS.....	35	234,674	129,505	28,411	105,169	76,758
Manufacture of rubber products.....	4	7,941	3,053	911	4,888	3,976
Manufacture of plastic products.....	31	226,733	126,452	27,500	100,281	72,781
MANUFACTURE OF OTHER NON-METALLIC MINERAL PRODUCTS ...	94	273,557	118,563	4,143	154,994	150,851
Manufacture of glass and glass products.....	1	253	193	2	59	57
Manufacture of structural clay products	3	946	333	104	613	510
Manufacture of cement, lime and plaster	4	219,027	93,744	136	125,283	125,147
Manufacture of articles of concrete, cement and plaster	73	23,340	12,528	887	10,812	9,925
Manufacture of non-metallic mineral products n.e.c..	13	29,992	11,765	3,014	18,227	15,213
MANUFACTURE OF BASIC IRON AND STEEL.....	7	216,363	167,504	22,933	48,859	25,926
Manufacture of basic iron and steel.....	7	216,363	167,504	22,933	48,859	25,926
MANUFACTURE OF FABRICATED METAL PRODUCTS EXCEPT MACHINERY AND EQUIPMENT	68	109,841	64,382	10,613	45,458	34,845
Manufacture of structural metal products, tanks, reservoirs and containers of metal	41	42,303	21,917	3,880	20,385	16,505
Manufacture of cutlery, hand tools and general hardware	9	20,909	13,428	2,628	7,481	4,853
Manufacture of other fabricated metal products	18	46,630	29,037	4,105	17,593	13,487
MANUFACTURE OF MACHINERY AND EQUIPMENT N.E.C.	10	8,794	4,980	1,330	3,814	2,484
Manufacture of pumps, compressors, taps and valves..	-	-	-	-	-	-
Manufacture of ovens, furnaces and furnace burners..	5	6,713	3,441	1,166	3,272	2,105
Manufacture of other general purpose machinery.....	-	-	-	-	-	-
Manufacture of machinery for food and beverage processing	4	1,020	607	84	414	330
Manufacture of accumulators, primary cells and and primary batteries	1	1,060	932	79	128	49
MANUFACTURE OF MOTOR VEHICLES, TRAILERS & SEMI-TRAILERS	5	76,138	40,701	1,731	35,437	33,707
Manufacture of bodies for motor vehicles.....	4	73,818	39,847	1,618	33,971	32,353
Manufacture of parts and accessories for motor vehicles and their engines.....	1	2,320	854	112	1,466	1,354
MANUFACTURE OF FURNITURE; MANUFACTURING N.E.C.	152	127,223	61,317	10,848	65,905	55,057
Manufacture of furniture; manufacturing n.e.c.....	152	127,223	61,317	10,848	65,905	55,057
T O T A L	818	3,441,637	2,043,172	366,002	1,398,465	1,032,463

NUMBER OF ESTABLISHMENTS, GROSS VALUE OF PRODUCTION, INDUSTRIAL AND NON-INDUSTRIAL COSTS, INDIRECT TAXES
NET AND VALUE ADDED IN THE NATIONAL ACCOUNT CONCEPT BY INDUSTRIAL GROUP
PUBLIC AND PRIVATE - 2002/2003 (1995 E.F.Y)

TABLE 4.27

(IN '000 BIRR)

INDUSTRIAL GROUP	NO.OF ESTAB.	GROSS VALUE OF PRODUCTION	INDUSTRIAL AND NON- INDUSTRIAL COSTS	INDIRECT TAXES NET	VALUE ADDED IN THE NATIONAL ACCOUNT CONCEPT	
					AT MARKET PRICE	AT FACTOR COST
MANUFACTURE OF FOOD PRODUCTS AND BEVERAGES.....	288	3,577,430	1,712,215	657,846	1,865,215	1,207,369
Production, processing and preserving of meat, fruit and vegetables	9	125,399	73,179	7,488	52,220	44,732
Manufacture of vegetable and animal oils and fats...	27	115,716	74,921	13,324	40,795	27,472
Manufacture of dairy products	3	50,510	30,733	3,786	19,777	15,990
Manufacture of grain mill products	63	466,328	365,123	32,116	101,205	69,088
Manufacture of prepared animal feeds	3	5,721	4,162	698	1,559	861
Manufacture of bakery products	127	207,555	148,647	9,928	58,907	48,979
Manufacture of sugar and sugar confectionery	10	1,166,483	300,412	235,317	866,071	630,753
Manufacture of macaroni and spaghetti.....	5	106,590	76,748	11,940	29,842	17,903
Manufacture of food products n.e.c.	10	69,606	42,904	4,345	26,702	22,357
Distilling, rectifying and blending of spirits	12	76,337	23,080	29,403	53,257	23,853
Manufacture of wines	2	39,680	33,281	11,328	6,399	-4,929
Manufacture of malt liquors and malt	7	671,639	290,606	180,503	381,033	200,531
Manufacture of soft drinks & production of mineral waters	10	475,866	248,418	117,669	227,448	109,779
MANUFACTURE OF TOBACCO PRODUCTS	1	256,768	114,432	52,281	142,336	90,056
Manufacture of tobacco products.....	1	256,768	114,432	52,281	142,336	90,056
MANUFACTURE OF TEXTILES	38	751,899	548,615	96,511	203,285	106,773
Spinning, weaving and finishing of textiles	29	700,225	517,204	90,146	183,021	92,875
Manufacture of cordage, rope, twine and netting	2	48,416	29,557	5,955	18,858	12,904
Knitting mills	7	3,259	1,854	410	1,405	995
MANUFACTURE OF WEARING APPAREL, EXCEPT FUR APPAREL....	32	73,119	41,141	8,834	31,978	23,144
Manufacture of wearing apparel except fur apparel...	32	73,119	41,141	8,834	31,978	23,144
TANNING AND DRESSING OF LEATHER; MANUFACTURE OF FOOTWEAR, LUGGAGE AND HANDBAGS	56	790,492	643,195	34,780	147,297	112,517
Tanning and dressing of leather, luggage and handbags	15	602,450	521,213	15,504	81,237	65,733
Manufacture of footwear.....	41	188,042	121,982	19,276	66,059	46,784
MANUFACTURE OF WOOD AND OF PRODUCTS OF WOOD AND CORK, EXCEPT FURNITURE	17	61,218	25,859	8,948	35,359	26,411
Manufacture of wood and of products of wood and cork, except furniture.....	17	61,218	25,859	8,948	35,359	26,411
MANUFACTURE OF PAPER, PAPER PRODUCTS AND PRINTING	73	433,684	247,760	43,505	185,924	142,419
Manufacture of paper and paper products.....	7	136,052	93,309	17,510	42,743	25,233
Publishing and printing services.....	66	297,632	154,451	25,995	143,181	117,186
MANUFACTURE OF CHEMICALS AND CHEMICAL PRODUCTS.....	45	545,243	357,103	48,737	188,140	139,403
Manufacture of basic chemicals, except fertilizers and nitrogen compounds.....	6	51,475	27,143	4,389	24,333	19,944
Manufacture of paints, varnishes and mastics	8	165,487	106,872	22,108	58,616	36,508

NUMBER OF ESTABLISHMENTS, GROSS VALUE OF PRODUCTION, INDUSTRIAL AND NON-INDUSTRIAL COSTS, INDIRECT TAXES
NET AND VALUE ADDED IN THE NATIONAL ACCOUNT CONCEPT BY INDUSTRIAL GROUP
PUBLIC AND PRIVATE - 2002/2003 (1995 E.F.Y)

TABLE 4.27 (Contd..)

(IN '000 BIRR)

INDUSTRIAL GROUP	NO.OF ESTAB.	GROSS VALUE OF PRODUCTION	INDUSTRIAL AND NON- INDUSTRIAL COSTS	INDIRECT TAXES NET	VALUE ADDED IN THE NATIONAL ACCOUNT CONCEPT	
					AT MARKET PRICE	AT FACTOR COST
Manufacture of pharmaceuticals, medicinal chemicals and botanical products.....	6	117,778	67,870	1,810	49,908	48,098
Manufacture of soap and detergents cleaning and polishing, perfumes and toilet preparations.....	19	189,730	138,341	19,326	51,389	32,063
Manufacture of chemical products n.e.c.	6	20,772	16,878	1,103	3,894	2,791
MANUFACTURE OF RUBBER AND PLASTIC PROCDUCTS.....	41	488,132	273,225	61,244	214,906	153,663
Manufacture of rubber products.....	5	187,506	94,356	24,716	93,150	68,434
Manufacture of plastic products.....	36	300,625	178,869	36,527	121,756	85,229
MANUFACTURE OF OTHER NON-METALLIC MINERAL PRODUCTS ...	115	1,022,809	583,059	85,709	439,750	354,041
Manufacture of glass and glass products.....	2	7,152	2,693	355	4,459	4,104
Manufacture of structural clay products	6	15,437	7,656	1,981	7,781	5,800
Manufacture of cement, lime and plaster	9	841,331	474,687	71,927	366,645	294,717
Manufacture of articles of concrete, cement and plaster	80	68,366	46,913	2,375	21,453	19,078
Manufacture of non-metallic mineral products n.e.c..	18	90,523	51,110	9,071	39,413	30,342
MANUFACTURE OF BASIC IRON AND STEEL.....	10	382,701	281,639	39,952	101,062	61,110
Manufacture of basic iron and steel.....	10	382,701	281,639	39,952	101,062	61,110
MANUFACTURE OF FABRICATED METAL PRODUCTS EXCEPT MACHINERY AND EQUIPMENT	73	218,138	143,227	25,218	74,911	49,693
Manufacture of structural metal products, tanks, reservoirs and containers of metal	42	82,592	55,740	9,878	26,852	16,975
Manufacture of cutlery, hand tools and general hardware	11	33,917	23,196	4,100	10,722	6,621
Manufacture of other fabricated metal products	20	101,628	64,291	11,240	37,337	26,097
MANUFACTURE OF MACHINERY AND EQUIPMENT N.E.C.	10	8,794	6,041	1,330	2,753	1,423
Manufacture of pumps, compressors, taps and valves..	-	-	-	-	-	-
Manufacture of ovens, furnaces and furnace burners..	5	6,713	3,902	1,166	2,811	1,645
Manufacture of other general purpose machinery.....	-	-	-	-	-	-
Manufacture of machinery for food and beverage processing	4	1,020	706	84	314	230
Manufacture of accumulators, primary cells and and primary batteries	1	1,060	1,432	79	-372	-451
MANUFACTURE OF MOTOR VEHICLES, TRAILERS & SEMI-TRAILERS	8	189,990	142,939	5,796	47,051	41,254
Manufacture of bodies for motor vehicles.....	7	187,670	141,944	5,684	45,726	40,042
Manufacture of parts and accessories for motor vehicles and their engines.....	1	2,320	995	112	1,325	1,213
MANUFACTURE OF FURNITURE; MANUFACTURING N.E.C.	158	195,677	125,140	12,014	70,537	58,523
Manufacture of furniture; manufacturing n.e.c.....	158	195,677	125,140	12,014	70,537	58,523
T O T A L	965	8,996,092	5,245,589	1,182,704	3,750,503	2,567,799

NUMBER OF ESTABLISHMENTS, GROSS VALUE OF PRODUCTION, INDUSTRIAL AND NON-INDUSTRIAL COSTS, INDIRECT TAXES
NET AND VALUE ADDED IN THE NATIONAL ACCOUNT CONCEPT BY INDUSTRIAL GROUP
PUBLIC - 2002/2003 (1995 E.F.Y)

(IN '000 BIRR)

TABLE 4.28

INDUSTRIAL GROUP	NO.OF ESTAB.	GROSS VALUE OF PRODUCTION	INDUSTRIAL AND NON- INDUSTRIAL COSTS	INDIRECT TAXES NET	VALUE ADDED IN THE NATIONAL ACCOUNT CONCEPT	
					AT MARKET PRICE	AT FACTOR COST
MANUFACTURE OF FOOD PRODUCTS AND BEVERAGES.....	43	2,412,799	951,231	470,304	1,461,568	991,264
Production, processing and preserving of meat, fruit and vegetables	3	55,337	31,085	6,830	24,252	17,422
Manufacture of vegetable and animal oils and fats...	6	105,002	66,518	12,710	38,484	25,773
Manufacture of dairy products	1	16,919	9,017	2,156	7,902	5,746
Manufacture of grain mill products	7	191,769	147,046	11,550	44,724	33,174
Manufacture of prepared animal feeds	1	2,937	2,033	366	904	538
Manufacture of bakery products	5	89,559	57,032	7,658	32,527	24,869
Manufacture of sugar and sugar confectionery	4	1,165,916	300,022	235,300	865,893	630,593
Manufacture of macaroni and spaghetti.....	3	96,935	68,806	10,830	28,130	17,300
Manufacture of food products n.e.c.	1	9,977	4,576	336	5,401	5,066
Distilling, rectifying and blending of spirits	4	56,343	11,123	24,228	45,220	20,992
Manufacture of wines	2	39,680	33,281	11,328	6,399	-4,929
Manufacture of malt liquors and malt	4	503,276	192,060	129,314	311,217	181,903
Manufacture of soft drinks & production of mineral waters	2	79,149	28,633	17,698	50,515	32,818
MANUFACTURE OF TOBACCO PRODUCTS	1	256,768	114,432	52,281	142,336	90,056
Manufacture of tobacco products.....	1	256,768	114,432	52,281	142,336	90,056
MANUFACTURE OF TEXTILES	20	542,255	382,485	63,706	159,770	96,064
Spinning, weaving and finishing of textiles	18	493,840	352,928	57,751	140,912	83,160
Manufacture of cordage, rope, twine and netting	2	48,416	29,557	5,955	18,858	12,904
Knitting mills	-	-	-	-	-	-
MANUFACTURE OF WEARING APPAREL, EXCEPT FUR APPAREL....	4	19,762	12,831	2,802	6,931	4,128
Manufacture of wearing apparel except fur apparel...	4	19,762	12,831	2,802	6,931	4,128
TANNING AND DRESSING OF LEATHER; MANUFACTURE OF FOOTWEAR, LUGGAGE AND HANDBAGS	7	298,942	218,994	20,576	79,947	59,371
Tanning and dressing of leather, luggage and handbags	4	236,726	183,263	13,126	53,463	40,337
Manufacture of footwear.....	3	62,216	35,732	7,450	26,484	19,034
MANUFACTURE OF WOOD AND OF PRODUCTS OF WOOD AND CORK, EXCEPT FURNITURE	7	59,578	24,841	8,866	34,737	25,872
Manufacture of wood and of products of wood and cork, except furniture.....	7	59,578	24,841	8,866	34,737	25,872
MANUFACTURE OF PAPER, PAPER PRODUCTS AND PRINTING	10	268,927	141,981	28,028	126,946	98,918
Manufacture of paper and paper products.....	2	81,131	54,917	9,203	26,214	17,011
Publishing and printing services.....	8	187,796	87,064	18,825	100,732	81,907
MANUFACTURE OF CHEMICALS AND CHEMICAL PRODUCTS.....	11	235,773	143,707	18,886	92,066	73,180
Manufacture of basic chemicals, except fertilizers and nitrogen compounds.....	4	42,175	22,630	3,448	19,545	16,097
Manufacture of paints, varnishes and mastics	2	63,050	37,593	8,131	25,457	17,325

NUMBER OF ESTABLISHMENTS, GROSS VALUE OF PRODUCTION, INDUSTRIAL AND NON-INDUSTRIAL COSTS, INDIRECT TAXES
NET AND VALUE ADDED IN THE NATIONAL ACCOUNT CONCEPT BY INDUSTRIAL GROUP
PUBLIC - 2002/2003 (1995 E.F.Y)

TABLE 4.28 (Contd..)

(IN '000 BIRR)

INDUSTRIAL GROUP	NO.OF ESTAB.	GROSS VALUE OF PRODUCTION	INDUSTRIAL AND NON- INDUSTRIAL COSTS	INDIRECT TAXES NET	VALUE ADDED IN THE NATIONAL ACCOUNT CONCEPT	
					AT MARKET PRICE	AT FACTOR COST
Manufacture of pharmaceuticals, medicinal chemicals and botanical products.....	1	82,712	52,727	1,584	29,985	28,401
Manufacture of soap and detergents cleaning and polishing, perfumes and toilet preparations.....	2	45,022	28,188	5,592	16,834	11,242
Manufacture of chemical products n.e.c.	2	2,814	2,569	130	246	115
MANUFACTURE OF RUBBER AND PLASTIC PROCDUCTS.....	6	253,458	131,975	32,832	121,483	88,650
Manufacture of rubber products.....	1	179,566	90,346	23,805	89,220	65,415
Manufacture of plastic products.....	5	73,892	41,629	9,027	32,263	23,236
MANUFACTURE OF OTHER NON-METALLIC MINERAL PRODUCTS ...	21	749,252	427,643	81,566	321,609	240,043
Manufacture of glass and glass products.....	1	6,899	2,493	353	4,406	4,053
Manufacture of structural clay products	3	14,490	7,263	1,877	7,227	5,350
Manufacture of cement, lime and plaster	5	622,305	352,981	71,791	269,323	197,532
Manufacture of articles of concrete, cement and plaster	7	45,026	32,915	1,488	12,111	10,623
Manufacture of non-metallic mineral products n.e.c..	5	60,532	31,990	6,057	28,542	22,484
MANUFACTURE OF BASIC IRON AND STEEL.....	3	166,338	106,966	17,019	59,372	42,354
Manufacture of basic iron and steel.....	3	166,338	106,966	17,019	59,372	42,354
MANUFACTURE OF FABRICATED METAL PRODUCTS EXCEPT MACHINERY AND EQUIPMENT	5	108,297	69,830	14,605	38,467	23,862
Manufacture of structural metal products, tanks, reservoirs and containers of metal	1	40,290	29,557	5,998	10,732	4,735
Manufacture of cutlery, hand tools and general hardware	2	13,009	8,177	1,472	4,832	3,360
Manufacture of other fabricated metal products	2	54,999	32,096	7,135	22,903	15,768
MANUFACTURE OF MACHINERY AND EQUIPMENT N.E.C.	-	-	-	-	-	-
Manufacture of pumps, compressors, taps and valves..	-	-	-	-	-	-
Manufacture of ovens, furnaces and furnace burners..	-	-	-	-	-	-
Manufacture of other general purpose machinery.....	-	-	-	-	-	-
Manufacture of machinery for food and beverage processing	-	-	-	-	-	-
Manufacture of accumulators, primary cells and and primary batteries	-	-	-	-	-	-
MANUFACTURE OF MOTOR VEHICLES, TRAILERS & SEMI-TRAILERS	3	113,852	95,115	4,066	18,737	14,671
Manufacture of bodies for motor vehicles.....	3	113,852	95,115	4,066	18,737	14,671
Manufacture of parts and accessories for motor vehicles and their engines.....	-	-	-	-	-	-
MANUFACTURE OF FURNITURE; MANUFACTURING N.E.C.	6	68,454	50,897	1,165	17,557	16,392
Manufacture of furniture; manufacturing n.e.c.....	6	68,454	50,897	1,165	17,557	16,392
T O T A L	147	5,554,455	2,872,927	816,702	2,681,528	1,864,826

NUMBER OF ESTABLISHMENTS, GROSS VALUE OF PRODUCTION, INDUSTRIAL AND NON-INDUSTRIAL COSTS, INDIRECT TAXES
NET AND VALUE ADDED IN THE NATIONAL ACCOUNT CONCEPT BY INDUSTRIAL GROUP
PRIVATE - 2002/2003 (1995 E.F.Y)

(IN '000 BIRR)

TABLE 4.29

INDUSTRIAL GROUP	NO.OF ESTAB.	GROSS VALUE OF PRODUCTION	INDUSTRIAL AND NON- INDUSTRIAL COSTS	INDIRECT TAXES NET	VALUE ADDED IN THE NATIONAL ACCOUNT CONCEPT	
					AT MARKET PRICE	AT FACTOR COST
MANUFACTURE OF FOOD PRODUCTS AND BEVERAGES.....	245	1,164,631	760,984	187,542	403,647	216,105
Production, processing and preserving of meat, fruit and vegetables	6	70,062	42,094	659	27,968	27,310
Manufacture of vegetable and animal oils and fats...	21	10,714	8,402	613	2,312	1,698
Manufacture of dairy products	2	33,590	21,716	1,630	11,874	10,244
Manufacture of grain mill products	56	274,558	218,077	20,566	56,481	35,915
Manufacture of prepared animal feeds	2	2,784	2,129	331	655	324
Manufacture of bakery products	122	117,996	91,615	2,271	26,380	24,110
Manufacture of sugar and sugar confectionery	6	567	390	17	177	160
Manufacture of macaroni and spaghetti.....	2	9,655	7,943	1,110	1,712	602
Manufacture of food products n.e.c.	9	59,629	38,328	4,010	21,301	17,291
Distilling, rectifying and blending of spirits	8	19,994	11,957	5,176	8,037	2,861
Manufacture of wines	3	-	-	-	-	-
Manufacture of malt liquors and malt	3	168,363	98,546	51,188	69,816	18,628
Manufacture of soft drinks & production of mineral waters	8	396,718	219,785	99,971	176,933	76,961
MANUFACTURE OF TOBACCO PRODUCTS	-	-	-	-	-	-
Manufacture of tobacco products.....	-	-	-	-	-	-
MANUFACTURE OF TEXTILES	18	209,644	166,129	32,805	43,515	10,709
Spinning, weaving and finishing of textiles	11	206,385	164,275	32,395	42,109	9,714
Manufacture of cordage, rope, twine and netting	-	-	-	-	-	-
Knitting mills	7	3,259	1,854	410	1,405	995
MANUFACTURE OF WEARING APPAREL, EXCEPT FUR APPAREL....	28	53,357	28,309	6,032	25,048	19,015
Manufacture of wearing apparel except fur apparel....	28	53,357	28,309	6,032	25,048	19,015
TANNING AND DRESSING OF LEATHER; MANUFACTURE OF FOOTWEAR, LUGGAGE AND HANDBAGS	49	491,550	424,201	14,203	67,349	53,146
Tanning and dressing of leather, luggage and handbags	11	365,725	337,951	2,378	27,774	25,396
Manufacture of footwear.....	38	125,825	86,250	11,826	39,575	27,749
MANUFACTURE OF WOOD AND OF PRODUCTS OF WOOD AND CORK, EXCEPT FURNITURE	10	1,639	1,018	82	622	539
Manufacture of wood and of products of wood and cork, except furniture.....	10	1,639	1,018	82	622	539
MANUFACTURE OF PAPER, PAPER PRODUCTS AND PRINTING	63	164,757	105,779	15,477	58,977	43,500
Manufacture of paper and paper products.....	5	54,920	38,392	8,307	16,528	8,221
Publishing and printing services.....	58	109,836	67,387	7,170	42,449	35,279
MANUFACTURE OF CHEMICALS AND CHEMICAL PRODUCTS.....	34	309,470	213,396	29,851	96,074	66,223
Manufacture of basic chemicals, except fertilizers and nitrogen compounds.....	2	9,301	4,513	941	4,788	3,847
Manufacture of paints, varnishes and mastics	6	102,437	69,278	13,977	33,159	19,182

NUMBER OF ESTABLISHMENTS, GROSS VALUE OF PRODUCTION, INDUSTRIAL AND NON-INDUSTRIAL COSTS, INDIRECT TAXES
NET AND VALUE ADDED IN THE NATIONAL ACCOUNT CONCEPT BY INDUSTRIAL GROUP
PRIVATE - 2002/2003 (1995 E.F.Y)

TABLE 4.29 (Contd..)

(IN '000 BIRR)

INDUSTRIAL GROUP	NO.OF ESTAB.	GROSS VALUE OF PRODUCTION	INDUSTRIAL AND NON- INDUSTRIAL COSTS	INDIRECT TAXES NET	VALUE ADDED IN THE NATIONAL ACCOUNT CONCEPT	
					AT MARKET PRICE	AT FACTOR COST
Manufacture of pharmaceuticals, medicinal chemicals and botanical products.....	5	35,066	15,143	226	19,923	19,697
Manufacture of soap and detergents cleaning and polishing, perfumes and toilet preparations.....	17	144,708	110,153	13,735	34,555	20,821
Manufacture of chemical products n.e.c.	4	17,958	14,309	973	3,649	2,676
MANUFACTURE OF RUBBER AND PLASTIC PROCDUCTS.....	35	234,674	141,250	28,411	93,424	65,012
Manufacture of rubber products.....	4	7,941	4,010	911	3,931	3,019
Manufacture of plastic products.....	31	226,733	137,240	27,500	89,493	61,993
MANUFACTURE OF OTHER NON-METALLIC MINERAL PRODUCTS ...	94	273,557	155,416	4,143	118,141	113,998
Manufacture of glass and glass products.....	1	253	200	2	53	50
Manufacture of structural clay products	3	946	393	104	554	450
Manufacture of cement, lime and plaster	4	219,027	121,705	136	97,321	97,186
Manufacture of articles of concrete, cement and plaster	73	23,340	13,998	887	9,342	8,455
Manufacture of non-metallic mineral products n.e.c..	13	29,992	19,120	3,014	10,871	7,857
MANUFACTURE OF BASIC IRON AND STEEL.....	7	216,363	174,673	22,933	41,690	18,757
Manufacture of basic iron and steel.....	7	216,363	174,673	22,933	41,690	18,757
MANUFACTURE OF FABRICATED METAL PRODUCTS EXCEPT MACHINERY AND EQUIPMENT	68	109,841	73,397	10,613	36,444	25,831
Manufacture of structural metal products, tanks, reservoirs and containers of metal	41	42,303	26,183	3,880	16,120	12,240
Manufacture of cutlery, hand tools and general hardware	9	20,909	15,019	2,628	5,889	3,261
Manufacture of other fabricated metal products	18	46,630	32,195	4,105	14,434	10,329
MANUFACTURE OF MACHINERY AND EQUIPMENT N.E.C.	10	8,794	6,041	1,330	2,753	1,423
Manufacture of pumps, compressors, taps and valves..	-	-	-	-	-	-
Manufacture of ovens, furnaces and furnace burners..	5	6,713	3,902	1,166	2,811	1,645
Manufacture of other general purpose machinery.....	-	-	-	-	-	-
Manufacture of machinery for food and beverage processing	4	1,020	706	84	314	230
Manufacture of accumulators, primary cells and and primary batteries	1	1,060	1,432	79	-372	-451
MANUFACTURE OF MOTOR VEHICLES, TRAILERS & SEMI-TRAILERS	5	76,138	47,824	1,731	28,313	26,583
Manufacture of bodies for motor vehicles.....	4	73,818	46,830	1,618	26,988	25,370
Manufacture of parts and accessories for motor vehicles and their engines.....	1	2,320	995	112	1,325	1,213
MANUFACTURE OF FURNITURE; MANUFACTURING N.E.C.	152	127,223	74,243	10,848	52,980	42,132
Manufacture of furniture; manufacturing n.e.c.....	152	127,223	74,243	10,848	52,980	42,132
T O T A L	818	3,441,637	2,372,662	366,002	1,068,975	702,973

GROSS VALUE OF PRODUCTION IN PRODUCERS' VALUES BY INDUSTRIAL GROUP - PUBLIC AND PRIVATE
2002/2003 (1995 E.F.Y)

TABLE 4.30

(IN '000 BIRR)

INDUSTRIAL GROUP	NO.OF ESTAB.	REVENUE FROM SALES	RECEIPTS FROM INDUSTRIAL SERVICES RENDERED TO OTHERS	RECEIPTS OF PRODUCTS BOUGHT AND RESOLD	OTHER RECEIPTS	DIFFERENCE OF STOCKS IN		GROSS VALUE OF PRODUCTION IN PRODUCERS' VALUES
						FINISHED GOODS	SEMI- FINISHED GOODS	
MANUFACTURE OF FOOD PRODUCTS AND BEVERAGES.....	288	3,522,558	16,741	25,697	39,290	-25,849	-1,007	3,577,430
Production, processing and preserving of meat, fruit and vegetables	9	122,216	11,225	-	2,337	-7,603	-2,776	125,399
Manufacture of vegetable and animal oils and fats...	27	102,838	-	8,415	2,478	3,033	-1,049	115,716
Manufacture of dairy products	3	48,847	-	1,132	442	106	-16	50,510
Manufacture of grain mill products	63	444,709	2,095	4,971	3,172	11,319	61	466,328
Manufacture of prepared animal feeds	3	5,451	-	-	272	-2	-	5,721
Manufacture of bakery products	127	201,826	-	532	5,606	-446	36	207,555
Manufacture of sugar and sugar confectionery	10	1,160,030	-	-	4,477	1,980	-4	1,166,483
Manufacture of macaroni and spaghetti.....	5	107,177	17	-	546	-1,150	-	106,590
Manufacture of food products n.e.c.	10	83,989	-	2,636	3,771	-20,791	1	69,606
Distilling, rectifying and blending of spirits	12	76,407	-	-	137	-134	-73	76,337
Manufacture of wines	2	37,862	-	-	149	-353	2,023	39,680
Manufacture of malt liquors and malt	7	665,910	10	-	9,773	-4,764	710	671,639
Manufacture of soft drinks & production of mineral waters	10	465,295	3,394	8,010	6,129	-7,043	82	475,866
MANUFACTURE OF TOBACCO PRODUCTS	1	213,245	-	54,234	978	-11,600	-90	256,768
Manufacture of tobacco products.....	1	213,245	-	54,234	978	-11,600	-90	256,768
MANUFACTURE OF TEXTILES	38	693,926	8,324	-	13,805	38,602	-2,758	751,899
Spinning, weaving and finishing of textiles	29	645,135	8,324	-	13,076	35,514	-1,825	700,225
Manufacture of cordage, rope, twine and netting	2	45,642	-	-	625	3,078	-930	48,416
Knitting mills	7	3,148	-	-	103	10	-3	3,259
MANUFACTURE OF WEARING APPAREL, EXCEPT FUR APPAREL....	32	55,497	5,000	3,823	750	8,115	-66	73,119
Manufacture of wearing apparel except fur apparel...	32	55,497	5,000	3,823	750	8,115	-66	73,119
TANNING AND DRESSING OF LEATHER; MANUFACTURE OF FOOTWEAR, LUGGAGE AND HANDBAGS	56	738,643	728	42,570	8,748	7,727	-7,924	790,492
Tanning and dressing of leather, luggage and handbags	15	575,315	694	24,742	6,022	3,723	-8,045	602,450
Manufacture of footwear.....	41	163,329	34	17,828	2,726	4,004	122	188,042
MANUFACTURE OF WOOD AND OF PRODUCTS OF WOOD AND CORK, EXCEPT FURNITURE	17	60,898	128	-	311	-543	424	61,218
Manufacture of wood and of products of wood and cork, except furniture.....	17	60,898	128	-	311	-543	424	61,218
MANUFACTURE OF PAPER, PAPER PRODUCTS AND PRINTING.....	73	428,823	38	5,650	4,332	-445	-4,713	433,684
Manufacture of paper and paper products.....	7	139,367	-	4,660	363	-6,341	-1,997	136,052
Publishing and printing services.....	66	289,457	38	990	3,968	5,896	-2,716	297,632
MANUFACTURE OF CHEMICALS AND CHEMICAL PRODUCTS.....	45	510,113	1,535	32,275	10,502	-1,074	-8,108	545,243
Manufacture of basic chemicals, except fertilizers and nitrogen compounds.....	6	54,524	367	24	2,209	-3,354	-2,295	51,475
Manufacture of paints, varnishes and mastics	8	163,403	-	111	1,192	822	-42	165,487

GROSS VALUE OF PRODUCTION IN PRODUCERS' VALUES BY INDUSTRIAL GROUP - PUBLIC AND PRIVATE
2002/2003 (1995 E.F.Y)

TABLE 4.30 (Contd..)

(IN '000 BIRR)

INDUSTRIAL GROUP	NO.OF ESTAB.	REVENUE FROM SALES	RECEIPTS FROM INDUSTRIAL SERVICES RENDERED TO OTHERS	RECEIPTS OF PRODUCTS BOUGHT AND RESOLD	OTHER RECEIPTS	DIFFERENCE OF STOCKS IN		GROSS VALUE OF PRODUCTION IN PRODUCERS' VALUES
						FINISHED GOODS	SEMI- FINISHED GOODS	
Manufacture of pharmaceuticals, medicinal chemicals and botanical products.....	6	118,418	-	-	2,353	3,830	-6,823	117,778
Manufacture of soap and detergents cleaning and polishing, perfumes and toilet preparations.....	19	155,526	-	30,833	3,380	-1,351	1,341	189,730
Manufacture of chemical products n.e.c.	6	18,242	1,168	1,306	1,368	-1,022	-289	20,772
MANUFACTURE OF RUBBER AND PLASTIC PROCDUCTS.....	41	487,375	1,152	365	3,643	-7,213	2,811	488,132
Manufacture of rubber products.....	5	189,340	1,077	-	960	-4,806	934	187,506
Manufacture of plastic products.....	36	298,035	74	365	2,682	-2,407	1,876	300,625
MANUFACTURE OF OTHER NON-METALLIC MINERAL PRODUCTS ...	115	982,997	141	24,769	10,675	-5,881	10,107	1,022,809
Manufacture of glass and glass products.....	2	13,171	-	-	490	-6,654	145	7,152
Manufacture of structural clay products	6	15,073	-	-	1,226	-838	-25	15,437
Manufacture of cement, lime and plaster	9	830,404	46	1,585	1,634	-1,706	9,368	841,331
Manufacture of articles of concrete, cement and plaster	80	42,273	95	23,185	2,272	657	-116	68,366
Manufacture of non-metallic mineral products n.e.c..	18	82,077	-	-	5,052	2,659	735	90,523
MANUFACTURE OF BASIC IRON AND STEEL.....	10	364,400	161	12,342	3,418	1,402	977	382,701
Manufacture of basic iron and steel.....	10	364,400	161	12,342	3,418	1,402	977	382,701
MANUFACTURE OF FABRICATED METAL PRODUCTS EXCEPT MACHINERY AND EQUIPMENT	73	195,929	18,443	5,372	5,228	-5,604	-1,230	218,138
Manufacture of structural metal products, tanks, reservoirs and containers of metal	42	78,983	3,006	4,307	2,569	-5,876	-398	82,592
Manufacture of cutlery, hand tools and general hardware	11	32,428	213	1,065	212	495	-496	33,917
Manufacture of other fabricated metal products	20	84,517	15,224	-	2,447	-224	-336	101,628
MANUFACTURE OF MACHINERY AND EQUIPMENT N.E.C.	10	8,058	394	-	185	87	70	8,794
Manufacture of pumps, compressors, taps and valves..	-	-	-	-	-	-	-	-
Manufacture of ovens, furnaces and furnace burners..	5	6,394	109	-	127	22	62	6,713
Manufacture of other general purpose machinery.....	-	-	-	-	-	-	-	-
Manufacture of machinery for food and beverage processing	4	681	285	-	58	-12	8	1,020
Manufacture of accumulators, primary cells and and primary batteries	1	983	-	-	-	78	-	1,060
MANUFACTURE OF MOTOR VEHICLES, TRAILERS & SEMI-TRAILERS	8	123,933	6,443	82,912	2,113	10,225	-35,636	189,990
Manufacture of bodies for motor vehicles.....	7	123,933	4,447	82,912	1,789	10,225	-35,636	187,670
Manufacture of parts and accessories for motor vehicles and their engines.....	1	-	1,996	-	324	-	-	2,320
MANUFACTURE OF FURNITURE; MANUFACTURING N.E.C.	158	124,257	1,532	61,392	2,038	2,936	3,522	195,677
Manufacture of furniture; manufacturing n.e.c.....	158	124,257	1,532	61,392	2,038	2,936	3,522	195,677
T O T A L	965	8,510,652	60,760	351,400	106,014	10,885	-43,621	8,996,092

ACTUAL VALUE OF PRODUCTION AS PERCENTAGE OF YEARLY CAPACITY BY INDUSTRIAL GROUP
PUBLIC AND PRIVATE - 2002/2003 (1995 E.F.Y)

TABLE 4.31

(IN '000 BIRR)

INDUSTRIAL GROUP	ACTUAL VALUE OF PRODUCTION	VALUE OF PRODUCTION AT FULL CAPACITY (AT MARKET PRICE)	ACTUAL VALUE OF PRODUCTION AS % OF YEARLY CAPACITY	DEMAND OF RAW MATERIALS CONSUMPTION AT FULL CAPACITY
MANUFACTURE OF FOOD PRODUCTS AND BEVERAGES.....	3,495,702	5,550,396	62.98	2,196,355
Production, processing and preserving of meat, fruit and vegetables	111,837	268,873	41.59	97,126
Manufacture of vegetable and animal oils and fats...	104,822	212,086	49.42	144,317
Manufacture of dairy products	48,936	93,968	52.08	45,323
Manufacture of grain mill products	456,089	954,531	47.78	717,637
Manufacture of prepared animal feeds	5,449	21,011	25.93	10,798
Manufacture of bakery products	201,416	406,778	49.52	274,684
Manufacture of sugar and sugar confectionery	1,162,006	1,212,829	95.81	203,650
Manufacture of macaroni and spaghetti.....	106,027	161,422	65.68	110,119
Manufacture of food products n.e.c.	63,199	165,856	38.10	63,931
Distilling, rectifying and blending of spirits	76,200	115,582	65.93	21,564
Manufacture of wines	39,531	40,970	96.49	10,882
Manufacture of malt liquors and malt	661,856	1,011,975	65.40	201,514
Manufacture of soft drinks & production of mineral waters	458,334	884,516	51.82	294,812
MANUFACTURE OF TOBACCO PRODUCTS	201,555	279,864	72.02	69,911
Manufacture of tobacco products.....	201,555	279,864	72.02	69,911
MANUFACTURE OF TEXTILES	729,770	2,073,962	35.19	990,415
Spinning, weaving and finishing of textiles	678,824	1,931,110	35.15	914,013
Manufacture of cordage, rope, twine and netting	47,790	126,131	37.89	66,834
Knitting mills	3,156	16,721	18.88	9,567
MANUFACTURE OF WEARING APPAREL, EXCEPT FUR APPAREL....	63,546	138,263	45.96	66,313
Manufacture of wearing apparel except fur apparel...	63,546	138,263	45.96	66,313
TANNING AND DRESSING OF LEATHER; MANUFACTURE OF FOOTWEAR, LUGGAGE AND HANDBAGS	738,446	2,384,743	30.97	963,246
Tanning and dressing of leather, luggage and handbags	570,992	2,080,438	27.45	787,226
Manufacture of footwear.....	167,454	304,305	55.03	176,020
MANUFACTURE OF WOOD AND OF PRODUCTS OF WOOD AND CORK, EXCEPT FURNITURE	60,779	86,482	70.28	22,985
Manufacture of wood and of products of wood and cork, except furniture.....	60,779	86,482	70.28	22,985
MANUFACTURE OF PAPER, PAPER PRODUCTS AND PRINTING.....	423,665	647,732	65.41	287,320
Manufacture of paper and paper products.....	131,029	229,464	57.10	115,353
Publishing and printing services.....	292,636	418,268	69.96	171,966
MANUFACTURE OF CHEMICALS AND CHEMICAL PRODUCTS.....	500,931	1,187,350	42.19	524,083
Manufacture of basic chemicals, except fertilizers and nitrogen compounds.....	48,875	244,535	19.99	53,073
Manufacture of paints, varnishes and mastics	164,184	314,347	52.23	190,026

ACTUAL VALUE OF PRODUCTION AS PERCENTAGE OF YEARLY CAPACITY BY INDUSTRIAL GROUP
PUBLIC AND PRIVATE - 2002/2003 (1995 E.F.Y)

TABLE 4.31 (Contd..)

(IN '000 BIRR)

INDUSTRIAL GROUP	ACTUAL VALUE OF PRODUCTION	VALUE OF PRODUCTION AT FULL CAPACITY (AT MARKET PRICE)	ACTUAL VALUE OF PRODUCTION AS % OF YEARLY CAPACITY	DEMAND OF RAW MATERIALS CONSUMPTION AT FULL CAPACITY
Manufacture of pharmaceuticals, medicinal chemicals and botanical products.....	115,425	348,141	33.15	93,309
Manufacture of soap and detergents cleaning and polishing, perfumes and toilet preparations.....	155,516	253,842	61.27	167,011
Manufacture of chemical products n.e.c.	16,931	26,486	63.92	20,663
MANUFACTURE OF RUBBER AND PLASTIC PRODUCTS.....	482,973	703,365	68.67	347,802
Manufacture of rubber products.....	185,469	189,756	97.74	71,774
Manufacture of plastic products.....	297,504	513,609	57.92	276,027
MANUFACTURE OF OTHER NON-METALLIC MINERAL PRODUCTS ...	987,223	1,465,964	67.34	273,904
Manufacture of glass and glass products.....	6,661	24,674	27.00	3,105
Manufacture of structural clay products	14,210	21,286	66.76	1,940
Manufacture of cement, lime and plaster	838,067	1,082,020	77.45	179,581
Manufacture of articles of concrete, cement and plaster	42,814	95,061	45.04	36,444
Manufacture of non-metallic mineral products n.e.c..	85,471	242,924	35.18	52,835
MANUFACTURE OF BASIC IRON AND STEEL.....	366,779	899,393	40.78	685,456
Manufacture of basic iron and steel.....	366,779	899,393	40.78	685,456
MANUFACTURE OF FABRICATED METAL PRODUCTS EXCEPT MACHINERY AND EQUIPMENT	189,094	632,707	29.89	320,500
Manufacture of structural metal products, tanks, reservoirs and containers of metal	72,710	259,689	28.00	163,081
Manufacture of cutlery, hand tools and general hardware	32,427	81,439	39.82	36,717
Manufacture of other fabricated metal products	83,957	291,579	28.79	120,702
MANUFACTURE OF MACHINERY AND EQUIPMENT N.E.C.	8,215	31,147	26.38	17,520
Manufacture of pumps, compressors, taps and valves..	-	-	-	-
Manufacture of ovens, furnaces and furnace burners..	6,478	15,842	40.89	9,090
Manufacture of other general purpose machinery.....	-	-	-	-
Manufacture of machinery for food and beverage processing	677	4,805	14.09	1,580
Manufacture of accumulators, primary cells and and primary batteries	1,060	10,500	10.10	6,850
MANUFACTURE OF MOTOR VEHICLES, TRAILERS & SEMI-TRAILERS	98,522	538,691	18.29	263,392
Manufacture of bodies for motor vehicles.....	98,522	538,691	18.29	263,392
Manufacture of parts and accessories for motor vehicles and their engines.....	-	-	-	-
MANUFACTURE OF FURNITURE; MANUFACTURING N.E.C.	130,715	214,453	60.95	92,821
Manufacture of furniture; manufacturing n.e.c.....	130,715	214,453	60.95	92,821
T O T A L	8,477,916	16,834,509	50.36	7,122,021

ACTUAL VALUE OF PRODUCTION AS PERCENTAGE OF YEARLY CAPACITY BY INDUSTRIAL GROUP
PUBLIC - 2002/2003 (1995 E.F.Y)

TABLE 4.32

(IN '000 BIRR)

INDUSTRIAL GROUP	ACTUAL VALUE OF PRODUCTION	VALUE OF PRODUCTION AT FULL CAPACITY (AT MARKET PRICE)	ACTUAL VALUE OF PRODUCTION AS % OF YEARLY CAPACITY	DEMAND OF RAW MATERIALS CONSUMPTION AT FULL CAPACITY
MANUFACTURE OF FOOD PRODUCTS AND BEVERAGES.....	2,370,112	3,025,256	78.34	926,507
Production, processing and preserving of meat, fruit and vegetables	43,035	49,247	87.39	28,094
Manufacture of vegetable and animal oils and fats...	94,283	184,881	51.00	125,455
Manufacture of dairy products	16,533	37,549	44.03	16,465
Manufacture of grain mill products	190,083	289,639	65.63	207,997
Manufacture of prepared animal feeds	2,805	8,983	31.22	4,810
Manufacture of bakery products	89,292	200,990	44.43	75,093
Manufacture of sugar and sugar confectionery	1,161,439	1,211,183	95.89	202,605
Manufacture of macaroni and spaghetti.....	96,402	138,679	69.51	93,243
Manufacture of food products n.e.c.	7,288	18,059	40.36	4,492
Distilling, rectifying and blending of spirits	56,287	72,367	77.78	3,869
Manufacture of wines	39,531	40,970	96.49	10,882
Manufacture of malt liquors and malt	495,623	677,324	73.17	128,068
Manufacture of soft drinks & production of mineral waters	77,512	95,384	81.26	25,435
MANUFACTURE OF TOBACCO PRODUCTS	201,555	279,864	72.02	69,911
Manufacture of tobacco products.....	201,555	279,864	72.02	69,911
MANUFACTURE OF TEXTILES	528,781	1,491,516	35.45	700,736
Spinning, weaving and finishing of textiles	480,991	1,365,385	35.23	633,902
Manufacture of cordage, rope, twine and netting	47,790	126,131	37.89	66,834
Knitting mills	-	-	-	-
MANUFACTURE OF WEARING APPAREL, EXCEPT FUR APPAREL....	17,108	38,441	44.50	15,172
Manufacture of wearing apparel except fur apparel...	17,108	38,441	44.50	15,172
TANNING AND DRESSING OF LEATHER; MANUFACTURE OF FOOTWEAR, LUGGAGE AND HANDBAGS	296,860	395,002	75.15	244,017
Tanning and dressing of leather, luggage and handbags	235,388	300,271	78.39	203,934
Manufacture of footwear.....	61,472	94,731	64.89	40,082
MANUFACTURE OF WOOD AND OF PRODUCTS OF WOOD AND CORK, EXCEPT FURNITURE	59,291	82,687	71.71	20,577
Manufacture of wood and of products of wood and cork, except furniture.....	59,291	82,687	71.71	20,577
MANUFACTURE OF PAPER, PAPER PRODUCTS AND PRINTING.....	266,375	444,060	59.99	173,161
Manufacture of paper and paper products.....	80,967	163,343	49.57	74,785
Publishing and printing services.....	185,408	280,717	66.05	98,376
MANUFACTURE OF CHEMICALS AND CHEMICAL PRODUCTS.....	230,571	448,368	51.42	174,892
Manufacture of basic chemicals, except fertilizers and nitrogen compounds.....	39,643	215,546	18.39	42,836
Manufacture of paints, varnishes and mastics	62,359	68,233	91.39	39,568

ACTUAL VALUE OF PRODUCTION AS PERCENTAGE OF YEARLY CAPACITY BY INDUSTRIAL GROUP
PUBLIC - 2002/2003 (1995 E.F.Y)

TABLE 4.32 (Contd..)

(IN '000 BIRR)

INDUSTRIAL GROUP	ACTUAL VALUE OF PRODUCTION	VALUE OF PRODUCTION AT FULL CAPACITY (AT MARKET PRICE)	ACTUAL VALUE OF PRODUCTION AS % OF YEARLY CAPACITY	DEMAND OF RAW MATERIALS CONSUMPTION AT FULL CAPACITY
Manufacture of pharmaceuticals, medicinal chemicals and botanical products.....	81,597	108,580	75.15	56,674
Manufacture of soap and detergents cleaning and polishing, perfumes and toilet preparations.....	44,182	51,677	85.50	33,171
Manufacture of chemical products n.e.c.	2,791	4,333	64.41	2,643
MANUFACTURE OF RUBBER AND PLASTIC PRODUCTS.....	251,780	304,078	82.80	139,494
Manufacture of rubber products.....	178,669	177,506	100.66	66,922
Manufacture of plastic products.....	73,111	126,572	57.76	72,572
MANUFACTURE OF OTHER NON-METALLIC MINERAL PRODUCTS ...	716,743	932,283	76.88	204,540
Manufacture of glass and glass products.....	6,414	24,365	26.32	2,873
Manufacture of structural clay products	13,290	19,633	67.69	1,068
Manufacture of cement, lime and plaster	619,402	646,013	95.88	154,631
Manufacture of articles of concrete, cement and plaster	20,905	41,226	50.71	11,369
Manufacture of non-metallic mineral products n.e.c..	56,732	201,046	28.22	34,599
MANUFACTURE OF BASIC IRON AND STEEL.....	163,592	292,650	55.90	214,357
Manufacture of basic iron and steel.....	163,592	292,650	55.90	214,357
MANUFACTURE OF FABRICATED METAL PRODUCTS EXCEPT MACHINERY AND EQUIPMENT	105,969	408,206	25.96	186,429
Manufacture of structural metal products, tanks, reservoirs and containers of metal	39,602	206,237	19.20	134,890
Manufacture of cutlery, hand tools and general hardware	11,898	46,229	25.74	22,955
Manufacture of other fabricated metal products	54,469	155,740	34.97	28,584
MANUFACTURE OF MACHINERY AND EQUIPMENT N.E.C.	-	-	-	-
Manufacture of pumps, compressors, taps and valves..	-	-	-	-
Manufacture of ovens, furnaces and furnace burners..	-	-	-	-
Manufacture of other general purpose machinery.....	-	-	-	-
Manufacture of machinery for food and beverage processing	-	-	-	-
Manufacture of accumulators, primary cells and and primary batteries	-	-	-	-
MANUFACTURE OF MOTOR VEHICLES, TRAILERS & SEMI-TRAILERS	29,399	313,981	9.36	168,933
Manufacture of bodies for motor vehicles.....	29,399	313,981	9.36	168,933
Manufacture of parts and accessories for motor vehicles and their engines.....	-	-	-	-
MANUFACTURE OF FURNITURE; MANUFACTURING N.E.C.	7,821	17,928	43.62	5,766
Manufacture of furniture; manufacturing n.e.c.....	7,821	17,928	43.62	5,766
T O T A L	5,245,959	8,474,320	61.90	3,244,492

ACTUAL VALUE OF PRODUCTION AS PERCENTAGE OF YEARLY CAPACITY BY INDUSTRIAL GROUP
PRIVATE - 2002/2003 (1995 E.F.Y)

TABLE 4.33

(IN '000 BIRR)

INDUSTRIAL GROUP	ACTUAL VALUE OF PRODUCTION	VALUE OF PRODUCTION AT FULL CAPACITY (AT MARKET PRICE)	ACTUAL VALUE OF PRODUCTION AS % OF YEARLY CAPACITY	DEMAND OF RAW MATERIALS CONSUMPTION AT FULL CAPACITY
MANUFACTURE OF FOOD PRODUCTS AND BEVERAGES.....	1,125,590	2,525,140	44.58	1,269,848
Production, processing and preserving of meat, fruit and vegetables	68,802	219,626	31.33	69,032
Manufacture of vegetable and animal oils and fats...	10,539	27,205	38.74	18,862
Manufacture of dairy products	32,403	56,419	57.43	28,858
Manufacture of grain mill products	266,006	664,892	40.01	509,640
Manufacture of prepared animal feeds	2,644	12,028	21.98	5,987
Manufacture of bakery products	112,125	205,788	54.49	199,591
Manufacture of sugar and sugar confectionery	567	1,646	34.46	1,046
Manufacture of macaroni and spaghetti.....	9,625	22,743	42.32	16,876
Manufacture of food products n.e.c.	55,911	147,796	37.83	59,439
Distilling, rectifying and blending of spirits	19,913	43,214	46.08	17,695
Manufacture of wines	-	-	-	-
Manufacture of malt liquors and malt	166,233	334,651	49.67	73,446
Manufacture of soft drinks & production of mineral waters	380,822	789,132	48.26	269,376
MANUFACTURE OF TOBACCO PRODUCTS	-	-	-	-
Manufacture of tobacco products.....	-	-	-	-
MANUFACTURE OF TEXTILES	200,989	582,446	34.51	289,678
Spinning, weaving and finishing of textiles	197,833	565,725	34.97	280,111
Manufacture of cordage, rope, twine and netting	-	-	-	-
Knitting mills	3,156	16,721	18.88	9,567
MANUFACTURE OF WEARING APPAREL, EXCEPT FUR APPAREL....	46,438	99,822	46.52	51,142
Manufacture of wearing apparel except fur apparel...	46,438	99,822	46.52	51,142
TANNING AND DRESSING OF LEATHER; MANUFACTURE OF FOOTWEAR, LUGGAGE AND HANDBAGS	441,586	1,989,741	22.19	719,230
Tanning and dressing of leather, luggage and handbags	335,604	1,780,167	18.85	583,292
Manufacture of footwear.....	105,982	209,574	50.57	135,937
MANUFACTURE OF WOOD AND OF PRODUCTS OF WOOD AND CORK, EXCEPT FURNITURE	1,487	3,795	39.20	2,408
Manufacture of wood and of products of wood and cork, except furniture.....	1,487	3,795	39.20	2,408
MANUFACTURE OF PAPER, PAPER PRODUCTS AND PRINTING.....	157,290	203,672	77.23	114,159
Manufacture of paper and paper products.....	50,062	66,121	75.71	40,569
Publishing and printing services.....	107,228	137,550	77.96	73,590
MANUFACTURE OF CHEMICALS AND CHEMICAL PRODUCTS.....	270,360	738,981	36.59	349,191
Manufacture of basic chemicals, except fertilizers and nitrogen compounds.....	9,232	28,989	31.85	10,238
Manufacture of paints, varnishes and mastics	101,826	246,114	41.37	150,458

ACTUAL VALUE OF PRODUCTION AS PERCENTAGE OF YEARLY CAPACITY BY INDUSTRIAL GROUP
PRIVATE - 2002/2003 (1995 E.F.Y)

TABLE 4.33 (Contd..)

(IN '000 BIRR)

INDUSTRIAL GROUP	ACTUAL VALUE OF PRODUCTION	VALUE OF PRODUCTION AT FULL CAPACITY (AT MARKET PRICE)	ACTUAL VALUE OF PRODUCTION AS % OF YEARLY CAPACITY	DEMAND OF RAW MATERIALS CONSUMPTION AT FULL CAPACITY
Manufacture of pharmaceuticals, medicinal chemicals and botanical products.....	33,828	239,561	14.12	36,635
Manufacture of soap and detergents cleaning and polishing, perfumes and toilet preparations.....	111,335	202,165	55.07	133,840
Manufacture of chemical products n.e.c.	14,140	22,153	63.83	18,020
MANUFACTURE OF RUBBER AND PLASTIC PRODUCTS.....	231,193	399,287	57.90	208,308
Manufacture of rubber products.....	6,799	12,250	55.50	4,853
Manufacture of plastic products.....	224,394	387,037	57.98	203,455
MANUFACTURE OF OTHER NON-METALLIC MINERAL PRODUCTS ...	270,481	533,681	50.68	69,364
Manufacture of glass and glass products.....	248	309	79.99	232
Manufacture of structural clay products	920	1,653	55.69	872
Manufacture of cement, lime and plaster	218,665	436,006	50.15	24,950
Manufacture of articles of concrete, cement and plaster	21,909	53,835	40.70	25,074
Manufacture of non-metallic mineral products n.e.c..	28,739	41,877	68.63	18,235
MANUFACTURE OF BASIC IRON AND STEEL.....	203,187	606,743	33.49	471,099
Manufacture of basic iron and steel.....	203,187	606,743	33.49	471,099
MANUFACTURE OF FABRICATED METAL PRODUCTS EXCEPT MACHINERY AND EQUIPMENT	83,125	224,500	37.03	134,071
Manufacture of structural metal products, tanks, reservoirs and containers of metal	33,107	53,452	61.94	28,190
Manufacture of cutlery, hand tools and general hardware	20,530	35,210	58.31	13,762
Manufacture of other fabricated metal products	29,488	135,839	21.71	92,118
MANUFACTURE OF MACHINERY AND EQUIPMENT N.E.C.	8,215	31,147	26.38	17,520
Manufacture of pumps, compressors, taps and valves..	-	-	-	-
Manufacture of ovens, furnaces and furnace burners..	6,478	15,842	40.89	9,090
Manufacture of other general purpose machinery.....	-	-	-	-
Manufacture of machinery for food and beverage processing	677	4,805	14.09	1,580
Manufacture of accumulators, primary cells and and primary batteries	1,060	10,500	10.10	6,850
MANUFACTURE OF MOTOR VEHICLES, TRAILERS & SEMI-TRAILERS	69,123	224,710	30.76	94,458
Manufacture of bodies for motor vehicles.....	69,123	224,710	30.76	94,458
Manufacture of parts and accessories for motor vehicles and their engines.....	-	-	-	-
MANUFACTURE OF FURNITURE; MANUFACTURING N.E.C.	122,894	196,524	62.53	87,054
Manufacture of furniture; manufacturing n.e.c.....	122,894	196,524	62.53	87,054
T O T A L	3,231,958	8,360,189	38.66	3,877,529

GROSS VALUE OF PRODUCTION BY SIZE OF PERSONS ENGAGED AND INDUSTRIAL GROUP
PUBLIC AND PRIVATE - 2002/2003 (1995 E.F.Y)

TABLE 4.34

(IN '000 BIRR)

INDUSTRIAL GROUP	SIZE - GROUP			
	10 - 19	20 - 49	50 & OVER	TOTAL
MANUFACTURE OF FOOD PRODUCTS AND BEVERAGES.....	53,759	103,910	3,419,760	3,577,430
Production, processing and preserving of meat, fruit and vegetables	-	-	125,399	125,399
Manufacture of vegetable and animal oils and fats...	7,515	2,192	106,009	115,716
Manufacture of dairy products	542	-	49,967	50,510
Manufacture of grain mill products	18,538	56,608	391,182	466,328
Manufacture of prepared animal feeds	-	106	5,616	5,721
Manufacture of bakery products	21,724	31,943	153,888	207,555
Manufacture of sugar and sugar confectionery	567	1,315	1,164,600	1,166,483
Manufacture of macaroni and spaghetti.....	272	-	106,318	106,590
Manufacture of food products n.e.c.	4,089	1,552	63,965	69,606
Distilling, rectifying and blending of spirits	512	2,793	73,032	76,337
Manufacture of wines	-	-	39,680	39,680
Manufacture of malt liquors and malt	-	-	671,639	671,639
Manufacture of soft drinks & production of mineral waters	-	7,400	468,466	475,866
MANUFACTURE OF TOBACCO PRODUCTS	-	-	256,768	256,768
Manufacture of tobacco products.....	-	-	256,768	256,768
MANUFACTURE OF TEXTILES	2,145	7,411	742,343	751,899
Spinning, weaving and finishing of textiles	1,649	4,729	693,847	700,225
Manufacture of cordage, rope, twine and netting	-	-	48,416	48,416
Knitting mills	496	2,682	81	3,259
MANUFACTURE OF WEARING APPAREL, EXCEPT FUR APPAREL....	8,490	7,378	57,251	73,119
Manufacture of wearing apparel except fur apparel...	8,490	7,378	57,251	73,119
TANNING AND DRESSING OF LEATHER; MANUFACTURE OF FOOTWEAR, LUGGAGE AND HANDBAGS	5,003	64,716	720,773	790,492
Tanning and dressing of leather, luggage and handbags	-	5,194	597,257	602,450
Manufacture of footwear.....	5,003	59,522	123,517	188,042
MANUFACTURE OF WOOD AND OF PRODUCTS OF WOOD AND CORK, EXCEPT FURNITURE	1,232	1,018	58,968	61,218
Manufacture of wood and of products of wood and cork, except furniture.....	1,232	1,018	58,968	61,218
MANUFACTURE OF PAPER, PAPER PRODUCTS AND PRINTING.....	12,053	28,695	392,936	433,684
Manufacture of paper and paper products.....	3,760	-	132,292	136,052
Publishing and printing services.....	8,293	28,695	260,643	297,632
MANUFACTURE OF CHEMICALS AND CHEMICAL PRODUCTS.....	7,047	20,182	518,014	545,243
Manufacture of basic chemicals, except fertilizers and nitrogen compounds.....	3,235	-	48,240	51,475
Manufacture of paints, varnishes and mastics	-	7,737	157,751	165,487

GROSS VALUE OF PRODUCTION BY SIZE OF PERSONS ENGAGED AND INDUSTRIAL GROUP
PUBLIC AND PRIVATE - 2002/2003 (1995 E.F.Y)
TABLE 4.34(Contd..) (IN '000 BIRR)

INDUSTRIAL GROUP	SIZE - GROUP			
	10 - 19	20 - 49	50 & OVER	TOTAL
Manufacture of pharmaceuticals, medicinal chemicals and botanical products.....	-	1,991	115,787	117,778
Manufacture of soap and detergents cleaning and polishing, perfumes and toilet preparations.....	2,426	6,466	180,838	189,730
Manufacture of chemical products n.e.c.	1,386	3,989	15,397	20,772
MANUFACTURE OF RUBBER AND PLASTIC PROCDUCTS.....	5,649	23,556	458,927	488,132
Manufacture of rubber products.....	542	1,640	185,325	187,506
Manufacture of plastic products.....	5,107	21,916	273,602	300,625
MANUFACTURE OF OTHER NON-METALLIC MINERAL PRODUCTS ...	11,045	14,274	997,490	1,022,809
Manufacture of glass and glass products.....	253	-	6,899	7,152
Manufacture of structural clay products	52	1,178	14,207	15,437
Manufacture of cement, lime and plaster	1,184	3,258	836,889	841,331
Manufacture of articles of concrete, cement and plaster	8,967	7,645	51,754	68,366
Manufacture of non-metallic mineral products n.e.c..	590	2,193	87,741	90,523
MANUFACTURE OF BASIC IRON AND STEEL.....	-	89,358	293,343	382,701
Manufacture of basic iron and steel.....	-	89,358	293,343	382,701
MANUFACTURE OF FABRICATED METAL PRODUCTS EXCEPT MACHINERY AND EQUIPMENT	7,111	54,367	156,660	218,138
Manufacture of structural metal products, tanks, reservoirs and containers of metal	5,264	11,207	66,122	82,592
Manufacture of cutlery, hand tools and general hardware	1,225	19,600	13,092	33,917
Manufacture of other fabricated metal products	622	23,560	77,446	101,628
MANUFACTURE OF MACHINERY AND EQUIPMENT N.E.C.	589	7,145	1,060	8,794
Manufacture of pumps, compressors, taps and valves..	-	-	-	-
Manufacture of ovens, furnaces and furnace burners..	253	6,460	-	6,713
Manufacture of other general purpose machinery.....	-	-	-	-
Manufacture of machinery for food and beverage processing	336	684	-	1,020
Manufacture of accumulators, primary cells and and primary batteries	-	-	1,060	1,060
MANUFACTURE OF MOTOR VEHICLES, TRAILERS & SEMI-TRAILERS	-	3,333	186,656	189,990
Manufacture of bodies for motor vehicles.....	-	3,333	184,337	187,670
Manufacture of parts and accessories for motor vehicles and their engines.....	-	-	2,320	2,320
MANUFACTURE OF FURNITURE; MANUFACTURING N.E.C.	17,450	20,417	157,810	195,677
Manufacture of furniture; manufacturing n.e.c.....	17,450	20,417	157,810	195,677
T O T A L	131,572	445,761	8,418,759	8,996,092

GROSS VALUE OF PRODUCTION BY SIZE OF PERSONS ENGAGED AND INDUSTRIAL GROUP
PUBLIC - 2002/2003 (1995 E.F.Y)

TABLE 4.35

(IN '000 BIRR)

INDUSTRIAL GROUP	SIZE - GROUP			
	10 - 19	20 - 49	50 & OVER	TOTAL
MANUFACTURE OF FOOD PRODUCTS AND BEVERAGES.....	40	8,789	2,403,969	2,412,799
Production, processing and preserving of meat, fruit and vegetables	-	-	55,337	55,337
Manufacture of vegetable and animal oils and fats...	40	-	104,962	105,002
Manufacture of dairy products	-	-	16,919	16,919
Manufacture of grain mill products	-	-	191,769	191,769
Manufacture of prepared animal feeds	-	-	2,937	2,937
Manufacture of bakery products	-	7,474	82,085	89,559
Manufacture of sugar and sugar confectionery	-	1,315	1,164,600	1,165,916
Manufacture of macaroni and spaghetti.....	-	-	96,935	96,935
Manufacture of food products n.e.c.	-	-	9,977	9,977
Distilling, rectifying and blending of spirits	-	-	56,343	56,343
Manufacture of wines	-	-	39,680	39,680
Manufacture of malt liquors and malt	-	-	503,276	503,276
Manufacture of soft drinks & production of mineral waters	-	-	79,149	79,149
MANUFACTURE OF TOBACCO PRODUCTS	-	-	256,768	256,768
Manufacture of tobacco products.....	-	-	256,768	256,768
MANUFACTURE OF TEXTILES	743	919	540,594	542,255
Spinning, weaving and finishing of textiles	743	919	492,178	493,840
Manufacture of cordage, rope, twine and netting	-	-	48,416	48,416
Knitting mills	-	-	-	-
MANUFACTURE OF WEARING APPAREL, EXCEPT FUR APPAREL....	-	-	19,762	19,762
Manufacture of wearing apparel except fur apparel....	-	-	19,762	19,762
TANNING AND DRESSING OF LEATHER; MANUFACTURE OF FOOTWEAR, LUGGAGE AND HANDBAGS	-	-	298,942	298,942
Tanning and dressing of leather, luggage and handbags	-	-	236,726	236,726
Manufacture of footwear.....	-	-	62,216	62,216
MANUFACTURE OF WOOD AND OF PRODUCTS OF WOOD AND CORK, EXCEPT FURNITURE	-	611	58,968	59,578
Manufacture of wood and of products of wood and cork, except furniture.....	-	611	58,968	59,578
MANUFACTURE OF PAPER, PAPER PRODUCTS AND PRINTING.....	-	-	268,927	268,927
Manufacture of paper and paper products.....	-	-	81,131	81,131
Publishing and printing services.....	-	-	187,796	187,796
MANUFACTURE OF CHEMICALS AND CHEMICAL PRODUCTS.....	-	2,561	233,212	235,773
Manufacture of basic chemicals, except fertilizers and nitrogen compounds.....	-	-	42,175	42,175
Manufacture of paints, varnishes and mastics	-	-	63,050	63,050

GROSS VALUE OF PRODUCTION BY SIZE OF PERSONS ENGAGED AND INDUSTRIAL GROUP
PUBLIC - 2002/2003 (1995 E.F.Y)

TABLE 4.35(Contd..)

(IN '000 BIRR)

INDUSTRIAL GROUP	SIZE - GROUP			
	10 - 19	20 - 49	50 & OVER	TOTAL
Manufacture of pharmaceuticals, medicinal chemicals and botanical products.....	-	-	82,712	82,712
Manufacture of soap and detergents cleaning and polishing, perfumes and toilet preparations.....	-	-	45,022	45,022
Manufacture of chemical products n.e.c.	-	2,561	253	2,814
MANUFACTURE OF RUBBER AND PLASTIC PROCDUCTS.....	-	876	252,582	253,458
Manufacture of rubber products.....	-	-	179,566	179,566
Manufacture of plastic products.....	-	876	73,016	73,892
MANUFACTURE OF OTHER NON-METALLIC MINERAL PRODUCTS ...	183	3,542	745,528	749,252
Manufacture of glass and glass products.....	-	-	6,899	6,899
Manufacture of structural clay products	-	283	14,207	14,490
Manufacture of cement, lime and plaster	-	3,258	619,046	622,305
Manufacture of articles of concrete, cement and plaster	183	-	44,843	45,026
Manufacture of non-metallic mineral products n.e.c..	-	-	60,532	60,532
MANUFACTURE OF BASIC IRON AND STEEL.....	-	-	166,338	166,338
Manufacture of basic iron and steel.....	-	-	166,338	166,338
MANUFACTURE OF FABRICATED METAL PRODUCTS EXCEPT MACHINERY AND EQUIPMENT	-	-	108,297	108,297
Manufacture of structural metal products, tanks, reservoirs and containers of metal	-	-	40,290	40,290
Manufacture of cutlery, hand tools and general hardware	-	-	13,009	13,009
Manufacture of other fabricated metal products	-	-	54,999	54,999
MANUFACTURE OF MACHINERY AND EQUIPMENT N.E.C.	-	-	-	-
Manufacture of pumps, compressors, taps and valves..	-	-	-	-
Manufacture of ovens, furnaces and furnace burners..	-	-	-	-
Manufacture of other general purpose machinery.....	-	-	-	-
Manufacture of machinery for food and beverage processing	-	-	-	-
Manufacture of accumulators, primary cells and and primary batteries	-	-	-	-
MANUFACTURE OF MOTOR VEHICLES, TRAILERS & SEMI-TRAILERS	-	668	113,184	113,852
Manufacture of bodies for motor vehicles.....	-	668	113,184	113,852
Manufacture of parts and accessories for motor vehicles and their engines.....	-	-	-	-
MANUFACTURE OF FURNITURE; MANUFACTURING N.E.C.	57	1,113	67,284	68,454
Manufacture of furniture; manufacturing n.e.c.....	57	1,113	67,284	68,454
T O T A L	1,022	19,078	5,534,354	5,554,455

GROSS VALUE OF PRODUCTION BY SIZE OF PERSONS ENGAGED AND INDUSTRIAL GROUP
PRIVATE - 2002/2003 (1995 E.F.Y)

TABLE 4.36

(IN '000 BIRR)

INDUSTRIAL GROUP	SIZE - GROUP			
	10 - 19	20 - 49	50 & OVER	TOTAL
MANUFACTURE OF FOOD PRODUCTS AND BEVERAGES.....	53,719	95,121	1,015,791	1,164,631
Production, processing and preserving of meat, fruit and vegetables	-	-	70,062	70,062
Manufacture of vegetable and animal oils and fats...	7,475	2,192	1,046	10,714
Manufacture of dairy products	542	-	33,048	33,590
Manufacture of grain mill products	18,538	56,608	199,412	274,558
Manufacture of prepared animal feeds	-	106	2,679	2,784
Manufacture of bakery products	21,724	24,469	71,803	117,996
Manufacture of sugar and sugar confectionery	567	-	-	567
Manufacture of macaroni and spaghetti.....	272	-	9,383	9,655
Manufacture of food products n.e.c.	4,089	1,552	53,988	59,629
Distilling, rectifying and blending of spirits	512	2,793	16,689	19,994
Manufacture of wines	-	-	-	-
Manufacture of malt liquors and malt	-	-	168,363	168,363
Manufacture of soft drinks & production of mineral waters	-	7,400	389,318	396,718
MANUFACTURE OF TOBACCO PRODUCTS	-	-	-	-
Manufacture of tobacco products.....	-	-	-	-
MANUFACTURE OF TEXTILES	1,403	6,492	201,749	209,644
Spinning, weaving and finishing of textiles	907	3,810	201,668	206,385
Manufacture of cordage, rope, twine and netting	-	-	-	-
Knitting mills	496	2,682	81	3,259
MANUFACTURE OF WEARING APPAREL, EXCEPT FUR APPAREL....	8,490	7,378	37,489	53,357
Manufacture of wearing apparel except fur apparel...	8,490	7,378	37,489	53,357
TANNING AND DRESSING OF LEATHER; MANUFACTURE OF FOOTWEAR, LUGGAGE AND HANDBAGS	5,003	64,716	421,831	491,550
Tanning and dressing of leather, luggage and handbags	-	5,194	360,531	365,725
Manufacture of footwear.....	5,003	59,522	61,300	125,825
MANUFACTURE OF WOOD AND OF PRODUCTS OF WOOD AND CORK, EXCEPT FURNITURE	1,232	407	-	1,639
Manufacture of wood and of products of wood and cork, except furniture.....	1,232	407	-	1,639
MANUFACTURE OF PAPER, PAPER PRODUCTS AND PRINTING.....	12,053	28,695	124,008	164,757
Manufacture of paper and paper products.....	3,760	-	51,161	54,920
Publishing and printing services.....	8,293	28,695	72,848	109,836
MANUFACTURE OF CHEMICALS AND CHEMICAL PRODUCTS.....	7,047	17,621	284,802	309,470
Manufacture of basic chemicals, except fertilizers and nitrogen compounds.....	3,235	-	6,066	9,301
Manufacture of paints, varnishes and mastics	-	7,737	94,701	102,437

GROSS VALUE OF PRODUCTION BY SIZE OF PERSONS ENGAGED AND INDUSTRIAL GROUP
PRIVATE - 2002/2003 (1995 E.F.Y)

TABLE 4.36(Contd..)

(IN '000 BIRR)

INDUSTRIAL GROUP	SIZE - GROUP			
	10 - 19	20 - 49	50 & OVER	TOTAL
Manufacture of pharmaceuticals, medicinal chemicals and botanical products.....	-	1,991	33,075	35,066
Manufacture of soap and detergents cleaning and polishing, perfumes and toilet preparations.....	2,426	6,466	135,816	144,708
Manufacture of chemical products n.e.c.	1,386	1,428	15,144	17,958
MANUFACTURE OF RUBBER AND PLASTIC PRODCUTS.....	5,649	22,680	206,345	234,674
Manufacture of rubber products.....	542	1,640	5,759	7,941
Manufacture of plastic products.....	5,107	21,041	200,586	226,733
MANUFACTURE OF OTHER NON-METALLIC MINERAL PRODUCTS ...	10,862	10,733	251,962	273,557
Manufacture of glass and glass products.....	253	-	-	253
Manufacture of structural clay products	52	894	-	946
Manufacture of cement, lime and plaster	1,184	-	217,842	219,027
Manufacture of articles of concrete, cement and plaster	8,784	7,645	6,911	23,340
Manufacture of non-metallic mineral products n.e.c..	590	2,193	27,209	29,992
MANUFACTURE OF BASIC IRON AND STEEL.....	-	89,358	127,005	216,363
Manufacture of basic iron and steel.....	-	89,358	127,005	216,363
MANUFACTURE OF FABRICATED METAL PRODUCTS EXCEPT MACHINERY AND EQUIPMENT	7,111	54,367	48,363	109,841
Manufacture of structural metal products, tanks, reservoirs and containers of metal	5,264	11,207	25,832	42,303
Manufacture of cutlery, hand tools and general hardware	1,225	19,600	83	20,909
Manufacture of other fabricated metal products	622	23,560	22,448	46,630
MANUFACTURE OF MACHINERY AND EQUIPMENT N.E.C.	589	7,145	1,060	8,794
Manufacture of pumps, compressors, taps and valves..	-	-	-	-
Manufacture of ovens, furnaces and furnace burners..	253	6,460	-	6,713
Manufacture of other general purpose machinery.....	-	-	-	-
Manufacture of machinery for food and beverage processing	336	684	-	1,020
Manufacture of accumulators, primary cells and and primary batteries	-	-	1,060	1,060
MANUFACTURE OF MOTOR VEHICLES, TRAILERS & SEMI-TRAILERS	-	2,666	73,472	76,138
Manufacture of bodies for motor vehicles.....	-	2,666	71,152	73,818
Manufacture of parts and accessories for motor vehicles and their engines.....	-	-	2,320	2,320
MANUFACTURE OF FURNITURE; MANUFACTURING N.E.C.	17,393	19,304	90,526	127,223
Manufacture of furniture; manufacturing n.e.c.....	17,393	19,304	90,526	127,223
T O T A L	130,550	426,683	2,884,404	3,441,637

VALUE ADDED* BY SIZE OF PERSONS ENGAGED AND INDUSTRIAL GROUP
PUBLIC AND PRIVATE - 2002/2003 (1995 E.F.Y)

TABLE 4.37

(IN '000 BIRR)

INDUSTRIAL GROUP	SIZE - GROUP			
	10 - 19	20 - 49	50 & OVER	TOTAL
MANUFACTURE OF FOOD PRODUCTS AND BEVERAGES.....	14,053	27,432	1,823,730	1,865,215
Production, processing and preserving of meat, fruit and vegetables	-	-	52,220	52,220
Manufacture of vegetable and animal oils and fats...	2,109	457	38,229	40,795
Manufacture of dairy products	119	-	19,658	19,777
Manufacture of grain mill products	4,972	13,545	82,687	101,205
Manufacture of prepared animal feeds	-	76	1,483	1,559
Manufacture of bakery products	6,075	9,236	43,596	58,907
Manufacture of sugar and sugar confectionery	177	594	865,299	866,071
Manufacture of macaroni and spaghetti.....	71	-	29,772	29,842
Manufacture of food products n.e.c.	447	-1,088	27,343	26,702
Distilling, rectifying and blending of spirits	84	931	52,243	53,257
Manufacture of wines	-	-	6,399	6,399
Manufacture of malt liquors and malt	-	-	381,033	381,033
Manufacture of soft drinks & production of mineral waters	-	3,682	223,767	227,448
MANUFACTURE OF TOBACCO PRODUCTS	-	-	142,336	142,336
Manufacture of tobacco products.....	-	-	142,336	142,336
MANUFACTURE OF TEXTILES	914	2,245	200,125	203,285
Spinning, weaving and finishing of textiles	650	1,083	181,288	183,021
Manufacture of cordage, rope, twine and netting	-	-	18,858	18,858
Knitting mills	265	1,161	-21	1,405
MANUFACTURE OF WEARING APPAREL, EXCEPT FUR APPAREL....	4,467	3,127	24,384	31,978
Manufacture of wearing apparel except fur apparel...	4,467	3,127	24,384	31,978
TANNING AND DRESSING OF LEATHER; MANUFACTURE OF FOOTWEAR, LUGGAGE AND HANDBAGS	1,053	20,240	126,003	147,297
Tanning and dressing of leather, luggage and handbags	-	914	80,324	81,237
Manufacture of footwear.....	1,053	19,326	45,680	66,059
MANUFACTURE OF WOOD AND OF PRODUCTS OF WOOD AND CORK, EXCEPT FURNITURE	466	398	34,495	35,359
Manufacture of wood and of products of wood and cork, except furniture.....	466	398	34,495	35,359
MANUFACTURE OF PAPER, PAPER PRODUCTS AND PRINTING.....	3,886	11,725	170,313	185,924
Manufacture of paper and paper products.....	625	-	42,117	42,743
Publishing and printing services.....	3,260	11,725	128,196	143,181
MANUFACTURE OF CHEMICALS AND CHEMICAL PRODUCTS.....	2,495	6,021	179,624	188,140
Manufacture of basic chemicals, except fertilizers and nitrogen compounds.....	1,638	-	22,695	24,333
Manufacture of paints, varnishes and mastics	-	2,217	56,399	58,616

* IN THE NATIONAL ACCOUNT CONCEPT AT FACTOR COST

VALUE ADDED* BY SIZE OF PERSONS ENGAGED AND INDUSTRIAL GROUP
PUBLIC AND PRIVATE - 2002/2003 (1995 E.F.Y)

TABLE 4.37(Contd..)

(IN '000 BIRR)

INDUSTRIAL GROUP	SIZE - GROUP			
	10 - 19	20 - 49	50 & OVER	TOTAL
Manufacture of pharmaceuticals, medicinal chemicals and botanical products.....	-	599	49,309	49,908
Manufacture of soap and detergents cleaning and polishing, perfumes and toilet preparations.....	580	2,211	48,598	51,389
Manufacture of chemical products n.e.c.	277	995	2,622	3,894
MANUFACTURE OF RUBBER AND PLASTIC PROCDUCTS.....	1,680	11,202	202,024	214,906
Manufacture of rubber products.....	243	1,254	91,653	93,150
Manufacture of plastic products.....	1,438	9,948	110,371	121,756
MANUFACTURE OF OTHER NON-METALLIC MINERAL PRODUCTS ...	4,355	7,402	427,993	439,750
Manufacture of glass and glass products.....	53	-	4,406	4,459
Manufacture of structural clay products	33	760	6,988	7,781
Manufacture of cement, lime and plaster	655	2,466	363,523	366,645
Manufacture of articles of concrete, cement and plaster	3,396	3,235	14,822	21,453
Manufacture of non-metallic mineral products n.e.c...	219	941	38,253	39,413
MANUFACTURE OF BASIC IRON AND STEEL.....	-	15,152	85,910	101,062
Manufacture of basic iron and steel.....	-	15,152	85,910	101,062
MANUFACTURE OF FABRICATED METAL PRODUCTS EXCEPT MACHINERY AND EQUIPMENT	2,528	18,381	54,002	74,911
Manufacture of structural metal products, tanks, reservoirs and containers of metal	1,928	4,304	20,620	26,852
Manufacture of cutlery, hand tools and general hardware	406	5,611	4,704	10,722
Manufacture of other fabricated metal products	194	8,465	28,678	37,337
MANUFACTURE OF MACHINERY AND EQUIPMENT N.E.C.	144	2,981	-372	2,753
Manufacture of pumps, compressors, taps and valves..	-	-	-	-
Manufacture of ovens, furnaces and furnace burners..	113	2,698	-	2,811
Manufacture of other general purpose machinery.....	-	-	-	-
Manufacture of machinery for food and beverage processing	31	283	-	314
Manufacture of accumulators, primary cells and and primary batteries	-	-	-372	-372
MANUFACTURE OF MOTOR VEHICLES, TRAILERS & SEMI-TRAILERS	-	1,580	45,470	47,051
Manufacture of bodies for motor vehicles.....	-	1,580	44,145	45,726
Manufacture of parts and accessories for motor vehicles and their engines.....	-	-	1,325	1,325
MANUFACTURE OF FURNITURE; MANUFACTURING N.E.C.	7,920	10,036	52,581	70,537
Manufacture of furniture; manufacturing n.e.c.....	7,920	10,036	52,581	70,537
T O T A L	43,962	137,921	3,568,620	3,750,503

* IN THE NATIONAL ACCOUNT CONCEPT AT FACTOR COST

VALUE ADDED* BY SIZE OF PERSONS ENGAGED AND INDUSTRIAL GROUP
PUBLIC - 2002/2003 (1995 E.F.Y)

TABLE 4.38

(IN '000 BIRR)

INDUSTRIAL GROUP	SIZE - GROUP			
	10 - 19	20 - 49	50 & OVER	TOTAL
MANUFACTURE OF FOOD PRODUCTS AND BEVERAGES.....	23	2,377	1,459,168	1,461,568
Production, processing and preserving of meat, fruit and vegetables	-	-	24,252	24,252
Manufacture of vegetable and animal oils and fats...	23	-	38,461	38,484
Manufacture of dairy products	-	-	7,902	7,902
Manufacture of grain mill products	-	-	44,724	44,724
Manufacture of prepared animal feeds	-	-	904	904
Manufacture of bakery products	-	1,783	30,744	32,527
Manufacture of sugar and sugar confectionery	-	594	865,299	865,893
Manufacture of macaroni and spaghetti.....	-	-	28,130	28,130
Manufacture of food products n.e.c.	-	-	5,401	5,401
Distilling, rectifying and blending of spirits	-	-	45,220	45,220
Manufacture of wines	-	-	6,399	6,399
Manufacture of malt liquors and malt	-	-	311,217	311,217
Manufacture of soft drinks & production of mineral waters	-	-	50,515	50,515
MANUFACTURE OF TOBACCO PRODUCTS	-	-	142,336	142,336
Manufacture of tobacco products.....	-	-	142,336	142,336
MANUFACTURE OF TEXTILES	250	678	158,842	159,770
Spinning, weaving and finishing of textiles	250	678	139,983	140,912
Manufacture of cordage, rope, twine and netting	-	-	18,858	18,858
Knitting mills	-	-	-	-
MANUFACTURE OF WEARING APPAREL, EXCEPT FUR APPAREL....	-	-	6,931	6,931
Manufacture of wearing apparel except fur apparel...	-	-	6,931	6,931
TANNING AND DRESSING OF LEATHER; MANUFACTURE OF FOOTWEAR, LUGGAGE AND HANDBAGS	-	-	79,947	79,947
Tanning and dressing of leather, luggage and handbags	-	-	53,463	53,463
Manufacture of footwear.....	-	-	26,484	26,484
MANUFACTURE OF WOOD AND OF PRODUCTS OF WOOD AND CORK, EXCEPT FURNITURE	-	242	34,495	34,737
Manufacture of wood and of products of wood and cork, except furniture.....	-	242	34,495	34,737
MANUFACTURE OF PAPER, PAPER PRODUCTS AND PRINTING.....	-	-	126,946	126,946
Manufacture of paper and paper products.....	-	-	26,214	26,214
Publishing and printing services.....	-	-	100,732	100,732
MANUFACTURE OF CHEMICALS AND CHEMICAL PRODUCTS.....	-	755	91,311	92,066
Manufacture of basic chemicals, except fertilizers and nitrogen compounds.....	-	-	19,545	19,545
Manufacture of paints, varnishes and mastics	-	-	25,457	25,457

* IN THE NATIONAL ACCOUNT CONCEPT AT FACTOR COST

VALUE ADDED* BY SIZE OF PERSONS ENGAGED AND INDUSTRIAL GROUP
PUBLIC - 2002/2003 (1995 E.F.Y)

TABLE 4.38(Contd..)

(IN '000 BIRR)

INDUSTRIAL GROUP	SIZE - GROUP			
	10 - 19	20 - 49	50 & OVER	TOTAL
Manufacture of pharmaceuticals, medicinal chemicals and botanical products.....	-	-	29,985	29,985
Manufacture of soap and detergents cleaning and polishing, perfumes and toilet preparations.....	-	-	16,834	16,834
Manufacture of chemical products n.e.c.	-	755	-510	246
MANUFACTURE OF RUBBER AND PLASTIC PROCDUCTS.....	-	369	121,113	121,483
Manufacture of rubber products.....	-	-	89,220	89,220
Manufacture of plastic products.....	-	369	31,894	32,263
MANUFACTURE OF OTHER NON-METALLIC MINERAL PRODUCTS ...	92	2,705	318,813	321,609
Manufacture of glass and glass products.....	-	-	4,406	4,406
Manufacture of structural clay products	-	239	6,988	7,227
Manufacture of cement, lime and plaster	-	2,466	266,857	269,323
Manufacture of articles of concrete, cement and plaster	92	-	12,019	12,111
Manufacture of non-metallic mineral products n.e.c..	-	-	28,542	28,542
MANUFACTURE OF BASIC IRON AND STEEL.....	-	-	59,372	59,372
Manufacture of basic iron and steel.....	-	-	59,372	59,372
MANUFACTURE OF FABRICATED METAL PRODUCTS EXCEPT MACHINERY AND EQUIPMENT	-	-	38,467	38,467
Manufacture of structural metal products, tanks, reservoirs and containers of metal	-	-	10,732	10,732
Manufacture of cutlery, hand tools and general hardware	-	-	4,832	4,832
Manufacture of other fabricated metal products	-	-	22,903	22,903
MANUFACTURE OF MACHINERY AND EQUIPMENT N.E.C.	-	-	-	-
Manufacture of pumps, compressors, taps and valves..	-	-	-	-
Manufacture of ovens, furnaces and furnace burners..	-	-	-	-
Manufacture of other general purpose machinery.....	-	-	-	-
Manufacture of machinery for food and beverage processing	-	-	-	-
Manufacture of accumulators, primary cells and and primary batteries	-	-	-	-
MANUFACTURE OF MOTOR VEHICLES, TRAILERS & SEMI-TRAILERS	-	272	18,465	18,737
Manufacture of bodies for motor vehicles.....	-	272	18,465	18,737
Manufacture of parts and accessories for motor vehicles and their engines.....	-	-	-	-
MANUFACTURE OF FURNITURE; MANUFACTURING N.E.C.	45	854	16,658	17,557
Manufacture of furniture; manufacturing n.e.c.....	45	854	16,658	17,557
T O T A L	409	8,254	2,672,865	2,681,528

* IN THE NATIONAL ACCOUNT CONCEPT AT FACTOR COST

VALUE ADDED* BY SIZE OF PERSONS ENGAGED AND INDUSTRIAL GROUP
PRIVATE - 2002/2003 (1995 E.F.Y)

TABLE 4.39

(IN '000 BIRR)

INDUSTRIAL GROUP	SIZE - GROUP			
	10 - 19	20 - 49	50 & OVER	TOTAL
MANUFACTURE OF FOOD PRODUCTS AND BEVERAGES.....	14,031	25,054	364,562	403,647
Production, processing and preserving of meat, fruit and vegetables	-	-	27,968	27,968
Manufacture of vegetable and animal oils and fats...	2,086	457	-232	2,312
Manufacture of dairy products	119	-	11,755	11,874
Manufacture of grain mill products	4,972	13,545	37,964	56,481
Manufacture of prepared animal feeds	-	76	579	655
Manufacture of bakery products	6,075	7,453	12,853	26,380
Manufacture of sugar and sugar confectionery	177	-	-	177
Manufacture of macaroni and spaghetti.....	71	-	1,642	1,712
Manufacture of food products n.e.c.	447	-1,088	21,942	21,301
Distilling, rectifying and blending of spirits	84	931	7,023	8,037
Manufacture of wines	-	-	-	-
Manufacture of malt liquors and malt	-	-	69,816	69,816
Manufacture of soft drinks & production of mineral waters	-	3,682	173,251	176,933
MANUFACTURE OF TOBACCO PRODUCTS	-	-	-	-
Manufacture of tobacco products.....	-	-	-	-
MANUFACTURE OF TEXTILES	664	1,567	41,284	43,515
Spinning, weaving and finishing of textiles	399	405	41,305	42,109
Manufacture of cordage, rope, twine and netting	-	-	-	-
Knitting mills	265	1,161	-21	1,405
MANUFACTURE OF WEARING APPAREL, EXCEPT FUR APPAREL....	4,467	3,127	17,454	25,048
Manufacture of wearing apparel except fur apparel...	4,467	3,127	17,454	25,048
TANNING AND DRESSING OF LEATHER; MANUFACTURE OF FOOTWEAR, LUGGAGE AND HANDBAGS	1,053	20,240	46,056	67,349
Tanning and dressing of leather, luggage and handbags	-	914	26,861	27,774
Manufacture of footwear.....	1,053	19,326	19,196	39,575
MANUFACTURE OF WOOD AND OF PRODUCTS OF WOOD AND CORK, EXCEPT FURNITURE	466	155	-	622
Manufacture of wood and of products of wood and cork, except furniture.....	466	155	-	622
MANUFACTURE OF PAPER, PAPER PRODUCTS AND PRINTING.....	3,886	11,725	43,367	58,977
Manufacture of paper and paper products.....	625	-	15,903	16,528
Publishing and printing services.....	3,260	11,725	27,464	42,449
MANUFACTURE OF CHEMICALS AND CHEMICAL PRODUCTS.....	2,495	5,266	88,313	96,074
Manufacture of basic chemicals, except fertilizers and nitrogen compounds.....	1,638	-	3,150	4,788
Manufacture of paints, varnishes and mastics	-	2,217	30,942	33,159

* IN THE NATIONAL ACCOUNT CONCEPT AT FACTOR COST

VALUE ADDED* BY SIZE OF PERSONS ENGAGED AND INDUSTRIAL GROUP
PRIVATE - 2002/2003 (1995 E.F.Y)

TABLE 4.39(Contd..)

(IN '000 BIRR)

INDUSTRIAL GROUP	SIZE - GROUP			
	10 - 19	20 - 49	50 & OVER	TOTAL
Manufacture of pharmaceuticals, medicinal chemicals and botanical products.....	-	599	19,324	19,923
Manufacture of soap and detergents cleaning and polishing, perfumes and toilet preparations.....	580	2,211	31,765	34,555
Manufacture of chemical products n.e.c.	277	240	3,132	3,649
MANUFACTURE OF RUBBER AND PLASTIC PRODUCTS.....	1,680	10,832	80,911	93,424
Manufacture of rubber products.....	243	1,254	2,434	3,931
Manufacture of plastic products.....	1,438	9,578	78,477	89,493
MANUFACTURE OF OTHER NON-METALLIC MINERAL PRODUCTS ...	4,263	4,697	109,181	118,141
Manufacture of glass and glass products.....	53	-	-	53
Manufacture of structural clay products	33	521	-	554
Manufacture of cement, lime and plaster	655	-	96,666	97,321
Manufacture of articles of concrete, cement and plaster	3,304	3,235	2,803	9,342
Manufacture of non-metallic mineral products n.e.c..	219	941	9,711	10,871
MANUFACTURE OF BASIC IRON AND STEEL.....	-	15,152	26,538	41,690
Manufacture of basic iron and steel.....	-	15,152	26,538	41,690
MANUFACTURE OF FABRICATED METAL PRODUCTS EXCEPT MACHINERY AND EQUIPMENT	2,528	18,381	15,535	36,444
Manufacture of structural metal products, tanks, reservoirs and containers of metal	1,928	4,304	9,888	16,120
Manufacture of cutlery, hand tools and general hardware	406	5,611	-128	5,889
Manufacture of other fabricated metal products	194	8,465	5,775	14,434
MANUFACTURE OF MACHINERY AND EQUIPMENT N.E.C.	144	2,981	-372	2,753
Manufacture of pumps, compressors, taps and valves..	-	-	-	-
Manufacture of ovens, furnaces and furnace burners..	113	2,698	-	2,811
Manufacture of other general purpose machinery.....	-	-	-	-
Manufacture of machinery for food and beverage processing	31	283	-	314
Manufacture of accumulators, primary cells and and primary batteries	-	-	-372	-372
MANUFACTURE OF MOTOR VEHICLES, TRAILERS & SEMI-TRAILERS	-	1,308	27,005	28,313
Manufacture of bodies for motor vehicles.....	-	1,308	25,680	26,988
Manufacture of parts and accessories for motor vehicles and their engines.....	-	-	1,325	1,325
MANUFACTURE OF FURNITURE; MANUFACTURING N.E.C.	7,874	9,182	35,924	52,980
Manufacture of furniture; manufacturing n.e.c.....	7,874	9,182	35,924	52,980
T O T A L	43,552	129,667	895,756	1,068,975

* IN THE NATIONAL ACCOUNT CONCEPT AT FACTOR COST

SUMMARY OF OPERATIONS OF LARGE AND MEDIUM SCALE MANUFACTURING INDUSTRIES BY REGIONAL STATES
AND URBAN CENTERS, PUBLIC AND PRIVATE - 2002/2003 (1995 E.F.Y)

TABLE 4.40

ALL VALUES (IN '000 BIRR)

REGIONAL STATES AND URBAN CENTERS	NO. OF ESTAB.	NO. OF PERSONS ENGAGED	WAGES AND SALARIES	GROSS VALUE OF PRODUCTION	VALUE ADDED IN NATIONAL ACCOUNT CONCEPT (FACTOR COST)	1 FIXED ASSETS	2 NEW CAPITAL EXPENDITURE
TIGRAY	55	5,124	38,721	490,398	166,730	1,311,121	13,193
ADIGRAT	4	352	3,123	20,989	16,488	81,688	-
AXUME	2	100	519	2,337	288	2,687	-
MEKELE	28	1,287	10,080	122,938	33,994	89,711	6,167
QUIHA	2	77	571	11,749	1,773	2,402	191
OTHER TOWNS	19	3,308	24,428	332,385	114,188	1,134,632	6,835
AFAR	6	849	8,257	179,945	29,326	43,916	2,936
AWASH	5	713	7,651	147,714	24,359	41,279	2,928
DUPTI	1	136	606	32,231	4,967	2,637	8
AMHARA	79	8,415	54,117	583,503	121,712	590,920	31,761
BAHIR DAR	23	2,550	11,803	99,092	19,343	92,037	14,582
BURE	3	47	138	1,175	301	397	-
COMBOLCHA	7	3,026	22,889	255,587	47,446	168,866	9,285
DESSIE	9	308	1,645	28,211	5,473	21,953	1,214
GONDAR	11	1,092	9,015	126,454	33,361	279,120	4,367
WOLDIA	3	43	53	695	192	130	26
OTHER TOWNS	23	1,349	8,575	72,289	15,596	28,417	2,287
OROMIYA	135	21,195	200,926	2,980,001	1,113,234	1,492,733	154,470
AMBO	2	58	238	2,108	685	2,838	1
ASSELA	3	261	2,395	62,711	18,114	11,379	1,178
DEBRE ZEIT	14	2,380	10,455	152,340	19,881	46,676	10,439
DERRA	1	48	231	6,980	701	1,579	3
JIMMA	10	180	397	2,068	906	2,085	103
MERTI	1	2,413	38,439	479,295	252,729	106,504	48,031
MODJO	3	426	3,952	45,333	-3,570	19,478	330
NAZARETH	20	1,584	9,037	150,051	26,862	44,157	1,407
WONJI	2	4,534	45,351	368,535	163,765	90,378	31,849
OTHER TOWNS	79	9,311	90,429	1,710,580	633,161	1,167,658	61,130
SOMALIE	5	107	447	3,202	768	1,111	-
JIJJIGA	5	107	447	3,202	768	1,111	-
S.N.N.P.	73	4,834	27,597	133,182	21,036	320,614	3,212
ARBA MINCH	3	910	5,675	19,534	881	40,837	510
AWASSA	32	2,594	15,028	83,015	9,583	175,326	1,473
DILA	6	137	354	2,248	548	2,483	35
SODO	8	132	299	1,607	521	886	10
OTHER TOWNS	24	1,061	6,240	26,778	11,265	101,083	1,185
GAMBELLA	3	84	395	2,434	1,233	1,486	-
GAMBELLA	1	18	71	743	226	824	-
OTHER TOWNS	2	66	323	1,692	1,008	662	-
HARARI	16	1,389	17,664	171,235	51,506	165,720	26,292
ADDIS ABABA	570	55,892	425,437	4,197,357	1,011,162	2,498,317	275,803
DIRE DAWA	23	4,336	27,171	254,833	51,091	83,519	9,342
T O T A L	965	102,225	800,732	8,996,092	2,567,799	6,509,458	517,011

1. 734 ESTABLISHMENTS
2. 366 ESTABLISHMENTS

SUMMARY OF OPERATIONS OF LARGE AND MEDIUM SCALE MANUFACTURING INDUSTRIES BY REGIONAL STATES
AND URBAN CENTERS, PUBLIC - 2002/2003 (1995 E.F.Y)

TABLE 4.41

ALL VALUES (IN '000 BIRR)

REGIONAL STATES AND URBAN CENTERS	NO. OF ESTAB.	NO. OF PERSONS ENGAGED	WAGES AND SALARIES	GROSS VALUE OF PRODUCTION	VALUE ADDED IN NATIONAL ACCOUNT CONCEPT (FACTOR COST)	1 FIXED ASSETS	2 NEW CAPITAL EXPENDITURE
TIGRAY	1	56	510	11,447	1,597	2,129	191
QUIHA	1	56	510	11,447	1,597	2,129	191
AFAR	2	473	2,914	151,332	21,645	10,529	1,339
DUPTI	1	136	606	32,231	4,967	2,637	8
AMHARA	6	5,205	33,469	197,573	46,319	113,906	15,959
BAHIR DAR	2	1,970	9,971	58,991	15,268	39,670	9,249
COMBOLCHA	2	2,219	15,245	87,994	16,005	60,123	5,125
GONDAR	1	131	980	5,341	1,825	748	71
OTHER TOWNS	1	885	7,274	45,246	13,221	13,365	1,513
OROMIYA	30	15,911	180,104	2,562,480	1,052,427	1,266,909	124,649
AMBO	1	22	108	544	421	204	1
ASSELA	2	246	2,370	62,423	18,028	11,377	1,178
DEBRE ZEIT	2	445	3,367	37,013	5,908	2,306	547
MERTI	1	2,413	38,439	479,295	252,729	106,504	48,031
MODJO	1	300	3,138	21,174	962	9,701	7
NAZARETH	5	797	5,777	78,036	16,536	19,499	1,146
WONJI	2	4,534	45,351	368,535	163,765	90,378	31,849
OTHER TOWNS	16	7,154	81,555	1,515,459	594,080	1,026,940	41,891
S.N.N.P.	11	2,800	17,925	90,780	4,771	201,665	963
ARBA MINCH	2	899	5,628	19,437	933	40,786	510
AWASSA	7	1,843	12,173	71,002	5,424	160,792	453
OTHER TOWNS	2	58	124	341	279	87	-
GAMBELLA	3	84	395	2,434	1,233	1,486	-
GAMBELLA	1	18	71	743	226	824	-
OTHER TOWNS	2	66	323	1,692	1,008	662	-
HARARI	4	1,235	17,252	166,636	49,872	163,533	26,083
ADDIS ABABA	85	30,102	251,766	2,153,354	645,221	965,067	91,813
DIRE DAWA	5	3,734	23,128	218,419	41,743	45,529	6,480
OTHER REGION *	-	-	-	-	-	-	-
T O T A L	147	59,600	527,463	5,554,455	1,864,826	2,770,751	267,477

* OTHER REGIONS INCLUDES TIGRAY AND GAMBELLA EACH WITH ONE ESTABLISHMENT

1. 138 ESTABLISHMENTS
2. 103 ESTABLISHMENTS

SUMMARY OF OPERATIONS OF LARGE AND MEDIUM SCALE MANUFACTURING INDUSTRIES BY REGIONAL STATES
AND URBAN CENTERS, PRIVATE - 2002/2003 (1995 E.F.Y)

TABLE 4.42

ALL VALUES (IN '000 BIRR)

REGIONAL STATES AND URBAN CENTERS	NO. OF ESTAB.	NO. OF PERSONS ENGAGED	WAGES AND SALARIES	GROSS VALUE OF PRODUCTION	VALUE ADDED IN NATIONAL ACCOUNT CONCEPT (FACTOR COST)	1 FIXED ASSETS	2 NEW CAPITAL EXPENDITURE
TIGRAY	54	5,068	38,212	478,952	165,134	1,308,992	13,002
ADIGRAT	4	352	3,123	20,989	16,488	81,688	-
AXUME	2	100	519	2,337	288	2,687	-
MEKELE	28	1,287	10,080	122,938	33,994	89,711	6,167
QUIHA	1	21	61	302	176	274	-
OTHER TOWNS	19	3,308	24,428	332,385	114,188	1,134,632	6,835
AFAR	4	376	5,343	28,613	7,681	33,388	1,597
AWASH	4	376	5,343	28,613	7,681	33,388	1,597
AMHARA	73	3,210	20,648	385,930	75,393	477,014	15,803
BAHIR DAR	21	580	1,833	40,101	4,075	52,366	5,333
BURE	3	47	138	1,175	301	397	-
COMBOLCHA	5	807	7,644	167,593	31,441	108,743	4,160
DESSIE	9	308	1,645	28,211	5,473	21,953	1,214
GONDAR	10	961	8,035	121,112	31,536	278,373	4,296
WOLDIA	3	43	53	695	192	130	26
OTHER TOWNS	22	464	1,301	27,043	2,375	15,052	774
OROMIYA	105	5,284	20,821	417,521	60,807	225,824	29,821
AMBO	1	36	130	1,564	264	2,634	-
ASSELA	1	15	25	288	87	2	-
DEBRE ZEIT	12	1,935	7,089	115,326	13,973	44,371	9,892
DERRA	1	48	231	6,980	701	1,579	3
JIMMA	10	180	397	2,068	906	2,085	103
MODJO	2	126	815	24,159	-4,532	9,777	323
NAZARETH	15	787	3,260	72,015	10,326	24,658	261
OTHER TOWNS	63	2,157	8,874	195,121	39,082	140,718	19,239
SOMALIE	5	107	447	3,202	768	1,111	-
JIJJIGA	5	107	447	3,202	768	1,111	-
S.N.N.P.	62	2,034	9,672	42,403	16,266	118,950	2,249
ARBA MINCH	1	11	47	98	52	51	-
AWASSA	25	751	2,856	12,013	4,159	14,534	1,020
DILA	6	137	354	2,248	548	2,483	35
SODO	8	132	299	1,607	521	886	10
OTHER TOWNS	22	1,003	6,117	26,438	10,986	100,996	1,185
HARARI	12	154	412	4,599	1,635	2,187	209
ADDIS ABABA	485	25,790	173,671	2,044,003	365,941	1,533,251	183,991
DIRE DAWA	18	602	4,043	36,414	9,348	37,990	2,862
T O T A L	818	42,625	273,269	3,441,637	702,973	3,738,707	249,533

1. 596 ESTABLISHMENTS
2. 263 ESTABLISHMENTS

FIXED ASSETS AND NEW CAPITAL EXPENDITURE BY INDUSTRIAL GROUP AND OWNERSHIP
2002/2003 (1995 E.F.Y)

TABLE 4.43

(IN '000 BIRR)

INDUSTRIAL GROUP	1 FIXED ASSETS			2 NEW CAPITAL EXPENDITURE		
	PUBLIC	PRIVATE	TOTAL	PUBLIC	PRIVATE	TOTAL
MANUFACTURE OF FOOD PRODUCTS AND BEVERAGES.....	1,393,305	1,113,022	2,506,326	155,243	127,747	282,990
Production, processing and preserving of meat, fruit and vegetables	25,262	80,989	106,252	4,108	26	4,134
Manufacture of vegetable and animal oils and fats...	166,529	9,214	175,743	394	383	776
Manufacture of dairy products	10,267	16,486	26,753	1,309	1,017	2,326
Manufacture of grain mill products	46,155	209,296	255,451	4,272	14,976	19,248
Manufacture of prepared animal feeds	55	874	929	-	299	299
Manufacture of bakery products	64,346	68,394	132,740	7,340	15,684	23,024
Manufacture of sugar and sugar confectionery	737,315	599	737,914	85,236	-	85,236
Manufacture of macaroni and spaghetti.....	24,444	8,832	33,276	3,354	6,428	9,781
Manufacture of food products n.e.c.	1,920	121,426	123,346	23	1,202	1,224
Distilling, rectifying and blending of spirits	7,540	12,414	19,954	2,740	7,214	9,954
Manufacture of wines	14,715	-	14,715	1,656	-	1,656
Manufacture of malt liquors and malt	270,644	335,758	606,402	36,488	19,399	55,886
Manufacture of soft drinks & production of mineral waters	24,112	248,741	272,852	8,323	61,121	69,444
MANUFACTURE OF TOBACCO PRODUCTS	61,551	-	61,551	1,507	-	1,507
Manufacture of tobacco products.....	61,551	-	61,551	1,507	-	1,507
MANUFACTURE OF TEXTILES	252,775	495,685	748,460	20,651	958	21,609
Spinning, weaving and finishing of textiles	232,481	492,915	725,397	19,680	958	20,637
Manufacture of cordage, rope, twine and netting	20,294	-	20,294	971	-	971
Knitting mills	-	2,770	2,770	-	-	-
MANUFACTURE OF WEARING APPAREL, EXCEPT FUR APPAREL....	12,891	31,852	44,743	325	229	553
Manufacture of wearing apparel except fur apparel...	12,891	31,852	44,743	325	229	553
TANNING AND DRESSING OF LEATHER; MANUFACTURE OF FOOTWEAR, LUGGAGE AND HANDBAGS	138,746	340,732	479,478	9,282	39,241	48,523
Tanning and dressing of leather, luggage and handbags	98,725	155,298	254,023	7,419	20,945	28,364
Manufacture of footwear.....	40,021	185,433	225,455	1,864	18,295	20,159
MANUFACTURE OF WOOD AND OF PRODUCTS OF WOOD AND CORK, EXCEPT FURNITURE	4,810	1,092	5,903	236	153	389
Manufacture of wood and of products of wood and cork, except furniture.....	4,810	1,092	5,903	236	153	389
MANUFACTURE OF PAPER, PAPER PRODUCTS AND PRINTING	70,027	109,829	179,855	31,839	12,823	44,663
Manufacture of paper and paper products.....	11,585	29,715	41,300	1,798	1,919	3,717
Publishing and printing services.....	58,442	80,114	138,556	30,042	10,904	40,946
MANUFACTURE OF CHEMICALS AND CHEMICAL PRODUCTS.....	156,928	279,094	436,022	15,681	8,531	24,212
Manufacture of basic chemicals, except fertilizers and nitrogen compounds.....	89,388	33,209	122,597	1,373	237	1,610
Manufacture of paints, varnishes and mastics	5,899	21,796	27,695	1,033	1,027	2,060

FIXED ASSETS AND NEW CAPITAL EXPENDITURE BY INDUSTRIAL GROUP AND OWNERSHIP
2002/2003 (1995 E.F.Y)

TABLE 4.43(Contd..)

(IN '000 BIRR)

INDUSTRIAL GROUP	1 FIXED ASSETS			2 NEW CAPITAL EXPENDITURE		
	PUBLIC	PRIVATE	TOTAL	PUBLIC	PRIVATE	TOTAL
Manufacture of pharmaceuticals, medicinal chemicals and botanical products.....	57,281	143,859	201,140	12,447	597	13,044
Manufacture of soap and detergents cleaning and polishing, perfumes and toilet preparations.....	3,847	54,163	58,010	828	4,982	5,809
Manufacture of chemical products n.e.c.	513	26,067	26,580	-	1,688	1,688
MANUFACTURE OF RUBBER AND PLASTIC PRODUCTS.....	140,753	199,165	339,918	9,478	21,998	31,476
Manufacture of rubber products.....	113,155	8,138	121,293	5,621	936	6,557
Manufacture of plastic products.....	27,598	191,027	218,625	3,857	21,062	24,918
MANUFACTURE OF OTHER NON-METALLIC MINERAL PRODUCTS ...	355,820	791,409	1,147,230	14,372	8,709	23,081
Manufacture of glass and glass products.....	18,008	3	18,011	532	-	532
Manufacture of structural clay products	7,190	1,362	8,551	571	12	583
Manufacture of cement, lime and plaster	157,882	758,104	915,986	11,582	5,851	17,434
Manufacture of articles of concrete, cement and plaster	8,395	17,932	26,327	1,306	455	1,761
Manufacture of non-metallic mineral products n.e.c....	164,346	14,009	178,354	381	2,391	2,772
MANUFACTURE OF BASIC IRON AND STEEL.....	17,103	109,901	127,005	4,046	2,895	6,941
Manufacture of basic iron and steel.....	17,103	109,901	127,005	4,046	2,895	6,941
MANUFACTURE OF FABRICATED METAL PRODUCTS EXCEPT MACHINERY AND EQUIPMENT	131,795	95,552	227,348	2,556	12,896	15,452
Manufacture of structural metal products, tanks, reservoirs and containers of metal	26,288	29,472	55,761	621	3,446	4,067
Manufacture of cutlery, hand tools and general hardware	1,166	27,574	28,740	128	3,958	4,086
Manufacture of other fabricated metal products	104,341	38,505	142,847	1,807	5,492	7,299
MANUFACTURE OF MACHINERY AND EQUIPMENT N.E.C.	-	16,340	16,340	-	1,997	1,997
Manufacture of pumps, compressors, taps and valves..	-	-	-	-	-	-
Manufacture of ovens, furnaces and furnace burners..	-	8,759	8,759	-	410	410
Manufacture of other general purpose machinery.....	-	-	-	-	-	-
Manufacture of machinery for food and beverage processing	-	5,307	5,307	-	1,517	1,517
Manufacture of accumulators, primary cells and and primary batteries	-	2,274	2,274	-	70	70
MANUFACTURE OF MOTOR VEHICLES, TRAILERS & SEMI-TRAILERS	25,962	60,112	86,074	1,552	3,961	5,513
Manufacture of bodies for motor vehicles.....	25,962	56,866	82,828	1,552	3,961	5,513
Manufacture of parts and accessories for motor vehicles and their engines.....	-	3,246	3,246	-	-	-
MANUFACTURE OF FURNITURE; MANUFACTURING N.E.C.	8,284	94,921	103,205	710	7,395	8,105
Manufacture of furniture; manufacturing n.e.c.....	8,284	94,921	103,205	710	7,395	8,105
T O T A L	2,770,751	3,738,707	6,509,458	267,477	249,533	517,011

1. 734 ESTABLISHMENTS
2. 366 ESTABLISHMENTS

FIXED ASSETS OF REPORTING ESTABLISHMENTS BY TYPE AND INDUSTRIAL GROUP
PUBLIC AND PRIVATE - 2002/2003 (1995 E.F.Y)

TABLE 4.44

(IN '000 BIRR)

INDUSTRIAL GROUP	NO. OF ESTAB.	BUILDING AND OTHER CONST- RUCTION WORKS	MACHINERY AND EQUIPMENT	VEHICLES	OTHERS	TOTAL
MANUFACTURE OF FOOD PRODUCTS AND BEVERAGES.....	270	875,007	1,368,106	183,496	79,718	2,506,326
Production, processing and preserving of meat, fruit and vegetables	7	43,458	43,939	12,922	5,933	106,252
Manufacture of vegetable and animal oils and fats...	27	60,747	111,752	2,369	875	175,743
Manufacture of dairy products	3	14,571	8,489	2,870	824	26,753
Manufacture of grain mill products	62	143,622	91,633	15,503	4,693	255,451
Manufacture of prepared animal feeds	3	491	45	349	44	929
Manufacture of bakery products	117	53,272	67,355	7,240	4,872	132,740
Manufacture of sugar and sugar confectionery	9	186,634	485,143	56,293	9,845	737,914
Manufacture of macaroni and spaghetti.....	5	12,690	18,320	1,733	533	33,276
Manufacture of food products n.e.c.	10	52,174	67,249	2,640	1,284	123,346
Distilling, rectifying and blending of spirits	9	4,263	11,497	3,576	619	19,954
Manufacture of wines	1	6,406	6,159	1,847	304	14,715
Manufacture of malt liquors and malt	7	215,308	342,289	28,981	19,823	606,402
Manufacture of soft drinks & production of mineral waters	10	81,372	114,237	47,175	30,068	272,852
MANUFACTURE OF TOBACCO PRODUCTS	1	45,447	9,586	3,517	3,001	61,551
Manufacture of tobacco products.....	1	45,447	9,586	3,517	3,001	61,551
MANUFACTURE OF TEXTILES	36	276,298	455,977	10,058	6,127	748,460
Spinning, weaving and finishing of textiles	27	264,281	446,493	8,792	5,831	725,397
Manufacture of cordage, rope, twine and netting	2	11,612	7,285	1,144	252	20,294
Knitting mills	7	405	2,199	123	43	2,770
MANUFACTURE OF WEARING APPAREL, EXCEPT FUR APPAREL....	32	31,539	10,266	664	2,274	44,743
Manufacture of wearing apparel except fur apparel...	32	31,539	10,266	664	2,274	44,743
TANNING AND DRESSING OF LEATHER; MANUFACTURE OF FOOTWEAR, LUGGAGE AND HANDBAGS	55	195,930	242,066	24,986	16,496	479,478
Tanning and dressing of leather, luggage and handbags	15	133,196	97,405	18,415	5,007	254,023
Manufacture of footwear.....	40	62,735	144,662	6,570	11,488	225,455
MANUFACTURE OF WOOD AND OF PRODUCTS OF WOOD AND CORK, EXCEPT FURNITURE	17	2,890	1,362	1,175	476	5,903
Manufacture of wood and of products of wood and cork, except furniture.....	17	2,890	1,362	1,175	476	5,903
MANUFACTURE OF PAPER, PAPER PRODUCTS AND PRINTING.....	73	57,442	101,753	7,225	13,435	179,855
Manufacture of paper and paper products.....	7	20,490	16,489	2,593	1,727	41,300
Publishing and printing services.....	66	36,952	85,264	4,631	11,708	138,556
MANUFACTURE OF CHEMICALS AND CHEMICAL PRODUCTS.....	44	176,013	227,916	14,165	17,928	436,022
Manufacture of basic chemicals, except fertilizers and nitrogen compounds.....	6	55,511	64,143	2,187	756	122,597
Manufacture of paints, varnishes and mastics	8	15,468	9,848	1,041	1,338	27,695

FIXED ASSETS OF REPORTING ESTABLISHMENTS BY TYPE AND INDUSTRIAL GROUP
PUBLIC AND PRIVATE - 2002/2003 (1995 E.F.Y)

TABLE 4.44(Contd..)

(IN '000 BIRR)

INDUSTRIAL GROUP	NO. OF ESTAB.	BUILDING AND OTHER CONST- RUCTION WORKS	MACHINERY AND EQUIPMENT	VEHICLES	OTHERS	TOTAL
Manufacture of pharmaceuticals, medicinal chemicals and botanical products.....	6	58,047	124,636	6,176	12,281	201,140
Manufacture of soap and detergents cleaning and polishing, perfumes and toilet preparations.....	19	31,148	21,144	2,958	2,759	58,010
Manufacture of chemical products n.e.c.	5	15,839	8,145	1,803	793	26,580
MANUFACTURE OF RUBBER AND PLASTIC PROCDUCTS.....	39	125,632	196,983	8,934	8,368	339,918
Manufacture of rubber products.....	5	45,196	71,227	1,678	3,193	121,293
Manufacture of plastic products.....	34	80,435	125,757	7,257	5,176	218,625
MANUFACTURE OF OTHER NON-METALLIC MINERAL PRODUCTS ...	110	510,738	561,875	49,761	24,855	1,147,230
Manufacture of glass and glass products.....	2	6,833	7,512	1,361	2,305	18,011
Manufacture of structural clay products	5	4,581	2,114	1,586	270	8,551
Manufacture of cement, lime and plaster	9	442,665	419,600	33,887	19,835	915,986
Manufacture of articles of concrete, cement and plaster	77	12,450	7,510	5,640	727	26,327
Manufacture of non-metallic mineral products n.e.c..	17	44,210	125,139	7,288	1,718	178,354
MANUFACTURE OF BASIC IRON AND STEEL.....	10	59,215	53,104	6,550	8,136	127,005
Manufacture of basic iron and steel.....	10	59,215	53,104	6,550	8,136	127,005
MANUFACTURE OF FABRICATED METAL PRODUCTS EXCEPT MACHINERY AND EQUIPMENT	73	108,058	105,213	8,815	5,261	227,348
Manufacture of structural metal products, tanks, reservoirs and containers of metal	42	31,202	20,371	2,868	1,320	55,761
Manufacture of cutlery, hand tools and general hardware	11	14,898	11,210	1,543	1,089	28,740
Manufacture of other fabricated metal products	20	61,958	73,633	4,404	2,852	142,847
MANUFACTURE OF MACHINERY AND EQUIPMENT N.E.C.	10	7,065	7,450	273	1,552	16,340
Manufacture of pumps, compressors, taps and valves..	-	-	-	-	-	-
Manufacture of ovens, furnaces and furnace burners..	5	4,410	2,984	165	1,200	8,759
Manufacture of other general purpose machinery.....	-	-	-	-	-	-
Manufacture of machinery for food and beverage processing	4	2,656	2,439	33	179	5,307
Manufacture of accumulators, primary cells and and primary batteries	1	-	2,027	75	172	2,274
MANUFACTURE OF MOTOR VEHICLES, TRAILERS & SEMI-TRAILERS	7	49,324	24,178	5,497	7,075	86,074
Manufacture of bodies for motor vehicles.....	6	49,324	21,084	5,461	6,960	82,828
Manufacture of parts and accessories for motor vehicles and their engines.....	1	-	3,094	36	115	3,246
MANUFACTURE OF FURNITURE; MANUFACTURING N.E.C.	157	61,380	28,230	6,956	6,640	103,205
Manufacture of furniture; manufacturing n.e.c.....	157	61,380	28,230	6,956	6,640	103,205
T O T A L	934	2,581,978	3,394,067	332,071	201,341	6,509,458

FIXED ASSETS OF REPORTING ESTABLISHMENTS BY TYPE AND INDUSTRIAL GROUP
PUBLIC - 2002/2003 (1995 E.F.Y)

TABLE 4.45

(IN '000 BIRR)

INDUSTRIAL GROUP	NO. OF ESTAB.	BULDING AND OTHER CONST- RUCTION WORKS	MACHINERY AND EQUIPMENT	VEHICLES	OTHERS	TOTAL
MANUFACTURE OF FOOD PRODUCTS AND BEVERAGES.....	37	434,818	831,343	103,561	23,583	1,393,305
Production, processing and preserving of meat, fruit and vegetables	2	6,310	9,858	7,667	1,427	25,262
Manufacture of vegetable and animal oils and fats...	6	54,872	108,772	2,192	693	166,529
Manufacture of dairy products	1	7,467	1,538	1,039	224	10,267
Manufacture of grain mill products	7	26,265	14,811	3,835	1,243	46,155
Manufacture of prepared animal feeds	1	40	1	12	2	55
Manufacture of bakery products	4	18,024	40,797	2,875	2,649	64,346
Manufacture of sugar and sugar confectionery	4	186,533	484,804	56,140	9,838	737,315
Manufacture of macaroni and spaghetti.....	3	9,389	12,868	1,733	454	24,444
Manufacture of food products n.e.c.	1	1,497	300	42	81	1,920
Distilling, rectifying and blending of spirits	1	1,205	3,700	2,281	354	7,540
Manufacture of wines	1	6,406	6,159	1,847	304	14,715
Manufacture of malt liquors and malt	4	107,334	139,859	17,891	5,559	270,644
Manufacture of soft drinks & production of mineral waters	2	9,475	7,875	6,007	754	24,112
MANUFACTURE OF TOBACCO PRODUCTS	1	45,447	9,586	3,517	3,001	61,551
Manufacture of tobacco products.....	1	45,447	9,586	3,517	3,001	61,551
MANUFACTURE OF TEXTILES	18	133,170	108,300	7,895	3,411	252,775
Spinning, weaving and finishing of textiles	16	121,557	101,015	6,751	3,159	232,481
Manufacture of cordage, rope, twine and netting	2	11,612	7,285	1,144	252	20,294
Knitting mills	-	-	-	-	-	-
MANUFACTURE OF WEARING APPAREL, EXCEPT FUR APPAREL....	4	9,119	2,420	281	1,072	12,891
Manufacture of wearing apparel except fur apparel...	4	9,119	2,420	281	1,072	12,891
TANNING AND DRESSING OF LEATHER; MANUFACTURE OF FOOTWEAR, LUGGAGE AND HANDBAGS	7	50,698	77,361	7,344	3,343	138,746
Tanning and dressing of leather, luggage and handbags	4	40,123	52,549	4,046	2,007	98,725
Manufacture of footwear.....	3	10,576	24,812	3,298	1,336	40,021
MANUFACTURE OF WOOD AND OF PRODUCTS OF WOOD AND CORK, EXCEPT FURNITURE	7	2,427	842	1,102	440	4,810
Manufacture of wood and of products of wood and cork, except furniture.....	7	2,427	842	1,102	440	4,810
MANUFACTURE OF PAPER, PAPER PRODUCTS AND PRINTING.....	10	13,521	49,831	2,784	3,891	70,027
Manufacture of paper and paper products.....	2	4,787	5,421	501	876	11,585
Publishing and printing services.....	8	8,734	44,410	2,283	3,014	58,442
MANUFACTURE OF CHEMICALS AND CHEMICAL PRODUCTS.....	10	59,035	85,485	7,648	4,759	156,928
Manufacture of basic chemicals, except fertilizers and nitrogen compounds.....	4	46,653	40,106	2,092	537	89,388
Manufacture of paints, varnishes and mastics	2	3,125	2,063	439	272	5,899

FIXED ASSETS OF REPORTING ESTABLISHMENTS BY TYPE AND INDUSTRIAL GROUP
PUBLIC - 2002/2003 (1995 E.F.Y)

(IN '000 BIRR)

TABLE 4.45(Contd..)

INDUSTRIAL GROUP	NO. OF ESTAB.	BULDING AND OTHER CONST- RUCTION WORKS	MACHINERY AND EQUIPMENT	VEHICLES	OTHERS	TOTAL
Manufacture of pharmaceuticals, medicinal chemicals and botanical products.....	1	8,489	41,171	4,055	3,566	57,281
Manufacture of soap and detergents cleaning and polishing, perfumes and toilet preparations.....	2	645	1,755	1,063	384	3,847
Manufacture of chemical products n.e.c.	1	123	389	-	-	513
MANUFACTURE OF RUBBER AND PLASTIC PROCDUCTS.....	5	48,288	86,194	2,508	3,763	140,753
Manufacture of rubber products.....	1	40,333	68,164	1,607	3,050	113,155
Manufacture of plastic products.....	4	7,954	18,030	901	713	27,598
MANUFACTURE OF OTHER NON-METALLIC MINERAL PRODUCTS ...	18	139,871	183,782	24,521	7,646	355,820
Manufacture of glass and glass products.....	1	6,833	7,512	1,361	2,303	18,008
Manufacture of structural clay products	2	4,001	1,492	1,484	213	7,190
Manufacture of cement, lime and plaster	5	86,080	55,064	13,289	3,449	157,882
Manufacture of articles of concrete, cement and plaster	6	3,152	2,290	2,464	489	8,395
Manufacture of non-metallic mineral products n.e.c..	4	39,805	117,425	5,923	1,193	164,346
MANUFACTURE OF BASIC IRON AND STEEL.....	3	3,226	11,692	1,431	754	17,103
Manufacture of basic iron and steel.....	3	3,226	11,692	1,431	754	17,103
MANUFACTURE OF FABRICATED METAL PRODUCTS EXCEPT MACHINERY AND EQUIPMENT	5	53,237	72,058	3,744	2,756	131,795
Manufacture of structural metal products, tanks, reservoirs and containers of metal	1	14,394	10,142	1,274	479	26,288
Manufacture of cutlery, hand tools and general hardware	2	488	420	16	242	1,166
Manufacture of other fabricated metal products	2	38,356	61,497	2,454	2,035	104,341
MANUFACTURE OF MACHINERY AND EQUIPMENT N.E.C.	-	-	-	-	-	-
Manufacture of pumps, compressors, taps and valves..	-	-	-	-	-	-
Manufacture of ovens, furnaces and furnace burners..	-	-	-	-	-	-
Manufacture of other general purpose machinery.....	-	-	-	-	-	-
Manufacture of machinery for food and beverage processing	-	-	-	-	-	-
Manufacture of accumulators, primary cells and and primary batteries	-	-	-	-	-	-
MANUFACTURE OF MOTOR VEHICLES, TRAILERS & SEMI-TRAILERS	3	19,648	1,345	2,435	2,534	25,962
Manufacture of bodies for motor vehicles.....	3	19,648	1,345	2,435	2,534	25,962
Manufacture of parts and accessories for motor vehicles and their engines.....	-	-	-	-	-	-
MANUFACTURE OF FURNITURE; MANUFACTURING N.E.C.	6	6,377	866	28	1,013	8,284
Manufacture of furniture; manufacturing n.e.c.....	6	6,377	866	28	1,013	8,284
T O T A L	134	1,018,882	1,521,104	168,799	61,965	2,770,751

FIXED ASSETS OF REPORTING ESTABLISHMENTS BY TYPE AND INDUSTRIAL GROUP
PRIVATE - 2002/2003 (1995 E.F.Y)

TABLE 4.46

(IN '000 BIRR)

INDUSTRIAL GROUP	NO. OF ESTAB.	BUILDING AND OTHER CONST- RUCTION WORKS	MACHINERY AND EQUIPMENT	VEHICLES	OTHERS	TOTAL
MANUFACTURE OF FOOD PRODUCTS AND BEVERAGES.....	233	440,189	536,763	79,935	56,134	1,113,022
Production, processing and preserving of meat, fruit and vegetables	5	37,148	34,081	5,255	4,506	80,989
Manufacture of vegetable and animal oils and fats...	21	5,875	2,980	177	182	9,214
Manufacture of dairy products	2	7,104	6,951	1,831	600	16,486
Manufacture of grain mill products	55	117,357	76,821	11,667	3,450	209,296
Manufacture of prepared animal feeds	2	451	44	337	42	874
Manufacture of bakery products	113	35,247	26,558	4,365	2,223	68,394
Manufacture of sugar and sugar confectionery	5	100	339	153	7	599
Manufacture of macaroni and spaghetti.....	2	3,301	5,452	-	79	8,832
Manufacture of food products n.e.c.	9	50,677	66,949	2,598	1,202	121,426
Distilling, rectifying and blending of spirits	8	3,058	7,796	1,294	265	12,414
Manufacture of wines	-	-	-	-	-	-
Manufacture of malt liquors and malt	3	107,975	202,430	11,090	14,264	335,758
Manufacture of soft drinks & production of mineral waters	8	71,896	106,362	41,168	29,314	248,741
MANUFACTURE OF TOBACCO PRODUCTS	-	-	-	-	-	-
Manufacture of tobacco products.....	-	-	-	-	-	-
MANUFACTURE OF TEXTILES	18	143,128	347,678	2,164	2,716	495,685
Spinning, weaving and finishing of textiles	11	142,724	345,478	2,041	2,673	492,915
Manufacture of cordage, rope, twine and netting	-	-	-	-	-	-
Knitting mills	7	405	2,199	123	43	2,770
MANUFACTURE OF WEARING APPAREL, EXCEPT FUR APPAREL....	28	22,420	7,847	384	1,202	31,852
Manufacture of wearing apparel except fur apparel....	28	22,420	7,847	384	1,202	31,852
TANNING AND DRESSING OF LEATHER; MANUFACTURE OF FOOTWEAR, LUGGAGE AND HANDBAGS	48	145,232	164,705	17,642	13,153	340,732
Tanning and dressing of leather, luggage and handbags	11	93,073	44,856	14,369	3,000	155,298
Manufacture of footwear.....	37	52,159	119,850	3,272	10,152	185,433
MANUFACTURE OF WOOD AND OF PRODUCTS OF WOOD AND CORK, EXCEPT FURNITURE	10	463	520	72	37	1,092
Manufacture of wood and of products of wood and cork, except furniture.....	10	463	520	72	37	1,092
MANUFACTURE OF PAPER, PAPER PRODUCTS AND PRINTING.....	63	43,921	51,922	4,441	9,545	109,829
Manufacture of paper and paper products.....	5	15,704	11,067	2,093	851	29,715
Publishing and printing services.....	58	28,218	40,854	2,348	8,694	80,114
MANUFACTURE OF CHEMICALS AND CHEMICAL PRODUCTS.....	34	116,978	142,431	6,517	13,168	279,094
Manufacture of basic chemicals, except fertilizers and nitrogen compounds.....	2	8,857	24,038	95	219	33,209
Manufacture of paints, varnishes and mastics	6	12,343	7,784	602	1,066	21,796

FIXED ASSETS OF REPORTING ESTABLISHMENTS BY TYPE AND INDUSTRIAL GROUP
PRIVATE - 2002/2003 (1995 E.F.Y)

TABLE 4.46(Contd..)

(IN '000 BIRR)

INDUSTRIAL GROUP	NO. OF ESTAB.	BUILDING AND OTHER CONST- RUCTION WORKS	MACHINERY AND EQUIPMENT	VEHICLES	OTHERS	TOTAL
Manufacture of pharmaceuticals, medicinal chemicals and botanical products.....	5	49,558	83,465	2,122	8,714	143,859
Manufacture of soap and detergents cleaning and polishing, perfumes and toilet preparations.....	17	30,503	19,389	1,895	2,376	54,163
Manufacture of chemical products n.e.c.	4	15,715	7,755	1,803	793	26,067
MANUFACTURE OF RUBBER AND PLASTIC PROCDUCTS.....	34	77,344	110,789	6,426	4,606	199,165
Manufacture of rubber products.....	4	4,863	3,062	70	142	8,138
Manufacture of plastic products.....	30	72,481	107,727	6,356	4,463	191,027
MANUFACTURE OF OTHER NON-METALLIC MINERAL PRODUCTS ...	92	370,867	378,093	25,240	17,209	791,409
Manufacture of glass and glass products.....	1	-	1	-	2	3
Manufacture of structural clay products	3	580	622	102	58	1,362
Manufacture of cement, lime and plaster	4	356,584	364,536	20,597	16,387	758,104
Manufacture of articles of concrete, cement and plaster	71	9,298	5,220	3,176	238	17,932
Manufacture of non-metallic mineral products n.e.c..	13	4,405	7,714	1,364	525	14,009
MANUFACTURE OF BASIC IRON AND STEEL.....	7	55,989	41,412	5,118	7,381	109,901
Manufacture of basic iron and steel.....	7	55,989	41,412	5,118	7,381	109,901
MANUFACTURE OF FABRICATED METAL PRODUCTS EXCEPT MACHINERY AND EQUIPMENT	68	54,821	33,155	5,070	2,506	95,552
Manufacture of structural metal products, tanks, reservoirs and containers of metal	41	16,808	10,229	1,593	842	29,472
Manufacture of cutlery, hand tools and general hardware	9	14,410	10,791	1,527	847	27,574
Manufacture of other fabricated metal products	18	23,602	12,136	1,950	817	38,505
MANUFACTURE OF MACHINERY AND EQUIPMENT N.E.C.	10	7,065	7,450	273	1,552	16,340
Manufacture of pumps, compressors, taps and valves..	-	-	-	-	-	-
Manufacture of ovens, furnaces and furnace burners..	5	4,410	2,984	165	1,200	8,759
Manufacture of other general purpose machinery.....	-	-	-	-	-	-
Manufacture of machinery for food and beverage processing	4	2,656	2,439	33	179	5,307
Manufacture of accumulators, primary cells and and primary batteries	1	-	2,027	75	172	2,274
MANUFACTURE OF MOTOR VEHICLES, TRAILERS & SEMI-TRAILERS	4	29,676	22,834	3,062	4,541	60,112
Manufacture of bodies for motor vehicles.....	3	29,676	19,739	3,026	4,426	56,866
Manufacture of parts and accessories for motor vehicles and their engines.....	1	-	3,094	36	115	3,246
MANUFACTURE OF FURNITURE; MANUFACTURING N.E.C.	151	55,002	27,363	6,928	5,627	94,921
Manufacture of furniture; manufacturing n.e.c.....	151	55,002	27,363	6,928	5,627	94,921
T O T A L	800	1,563,096	1,872,963	163,272	139,376	3,738,707

FIXED ASSETS BY SIZE OF PERSONS ENGAGED AND INDUSTRIAL GROUP
PUBLIC AND PRIVATE - 2002/2003 (1995 E.F.Y)

TABLE 4.47

(IN '000 BIRR)

INDUSTRIAL GROUP	SIZE - GROUP			
	10 - 19	20 - 49	50 & OVER	TOTAL
MANUFACTURE OF FOOD PRODUCTS AND BEVERAGES.....	47,937	114,012	2,344,216	2,506,165
Production, processing and preserving of meat, fruit and vegetables	-	-	106,252	106,252
Manufacture of vegetable and animal oils and fats...	4,485	1,776	169,483	175,743
Manufacture of dairy products	783	-	25,970	26,753
Manufacture of grain mill products	29,486	46,216	179,748	255,451
Manufacture of prepared animal feeds	-	123	805	929
Manufacture of bakery products	9,340	23,165	100,234	132,740
Manufacture of sugar and sugar confectionery	437	43	737,271	737,752
Manufacture of macaroni and spaghetti.....	497	-	32,780	33,276
Manufacture of food products n.e.c.	1,118	31,045	91,183	123,346
Distilling, rectifying and blending of spirits	1,792	586	17,576	19,954
Manufacture of wines	-	-	14,715	14,715
Manufacture of malt liquors and malt	-	-	606,402	606,402
Manufacture of soft drinks & production of mineral waters	-	11,056	261,797	272,852
MANUFACTURE OF TOBACCO PRODUCTS	-	-	61,551	61,551
Manufacture of tobacco products.....	-	-	61,551	61,551
MANUFACTURE OF TEXTILES	3,264	2,664	742,532	748,460
Spinning, weaving and finishing of textiles	1,548	1,610	722,239	725,397
Manufacture of cordage, rope, twine and netting	-	-	20,294	20,294
Knitting mills	1,716	1,054	-	2,770
MANUFACTURE OF WEARING APPAREL, EXCEPT FUR APPAREL....	3,104	2,200	39,440	44,743
Manufacture of wearing apparel except fur apparel...	3,104	2,200	39,440	44,743
TANNING AND DRESSING OF LEATHER; MANUFACTURE OF FOOTWEAR, LUGGAGE AND HANDBAGS	8,620	132,585	338,273	479,478
Tanning and dressing of leather, luggage and handbags	-	4,387	249,636	254,023
Manufacture of footwear.....	8,620	128,198	88,637	225,455
MANUFACTURE OF WOOD AND OF PRODUCTS OF WOOD AND CORK, EXCEPT FURNITURE	540	527	4,770	5,836
Manufacture of wood and of products of wood and cork, except furniture.....	540	527	4,770	5,836
MANUFACTURE OF PAPER, PAPER PRODUCTS AND PRINTING....	16,321	34,324	128,377	179,023
Manufacture of paper and paper products.....	667	-	40,633	41,300
Publishing and printing services.....	15,655	34,324	87,745	137,723
MANUFACTURE OF CHEMICALS AND CHEMICAL PRODUCTS.....	3,695	17,265	415,061	436,022
Manufacture of basic chemicals, except fertilizers and nitrogen compounds.....	2,106	-	120,491	122,597
Manufacture of paints, varnishes and mastics	-	3,838	23,857	27,695

FIXED ASSETS BY SIZE OF PERSONS ENGAGED AND INDUSTRIAL GROUP
PUBLIC AND PRIVATE - 2002/2003 (1995 E.F.Y)

TABLE 4.47(Contd..)

(IN '000 BIRR)

I N D U S T R I A L G R O U P	S I Z E - G R O U P			
	10 - 19	20 - 49	50 & OVER	T O T A L
Manufacture of pharmaceuticals, medicinal chemicals and botanical products.....	-	9,959	191,181	201,140
Manufacture of soap and detergents cleaning and polishing, perfumes and toilet preparations.....	640	2,056	55,314	58,010
Manufacture of chemical products n.e.c.	950	1,411	24,219	26,580
MANUFACTURE OF RUBBER AND PLASTIC PROCDUCTS.....	18,235	25,357	296,326	339,918
Manufacture of rubber products.....	169	1,773	119,351	121,293
Manufacture of plastic products.....	18,066	23,583	176,975	218,625
MANUFACTURE OF OTHER NON-METALLIC MINERAL PRODUCTS ...	7,572	11,653	1,128,002	1,147,228
Manufacture of glass and glass products.....	3	-	18,008	18,011
Manufacture of structural clay products	49	1,346	7,157	8,551
Manufacture of cement, lime and plaster	213	1,247	914,526	915,986
Manufacture of articles of concrete, cement and plaster	6,741	5,997	13,587	26,325
Manufacture of non-metallic mineral products n.e.c..	568	3,062	174,724	178,354
MANUFACTURE OF BASIC IRON AND STEEL.....	-	35,711	91,294	127,005
Manufacture of basic iron and steel.....	-	35,711	91,294	127,005
MANUFACTURE OF FABRICATED METAL PRODUCTS EXCEPT MACHINERY AND EQUIPMENT	6,626	58,402	162,320	227,348
Manufacture of structural metal products, tanks, reservoirs and containers of metal	4,218	13,214	38,329	55,761
Manufacture of cutlery, hand tools and general hardware	1,670	23,246	3,823	28,740
Manufacture of other fabricated metal products	738	21,941	120,168	142,847
MANUFACTURE OF MACHINERY AND EQUIPMENT N.E.C.	590	13,476	2,274	16,340
Manufacture of pumps, compressors, taps and valves..	-	-	-	-
Manufacture of ovens, furnaces and furnace burners..	448	8,311	-	8,759
Manufacture of other general purpose machinery.....	-	-	-	-
Manufacture of machinery for food and beverage processing	142	5,165	-	5,307
Manufacture of accumulators, primary cells and and primary batteries	-	-	2,274	2,274
MANUFACTURE OF MOTOR VEHICLES, TRAILERS & SEMI-TRAILERS	-	1,574	84,500	86,074
Manufacture of bodies for motor vehicles.....	-	1,574	81,254	82,828
Manufacture of parts and accessories for motor vehicles and their engines.....	-	-	3,246	3,246
MANUFACTURE OF FURNITURE; MANUFACTURING N.E.C.	12,195	12,336	78,674	103,205
Manufacture of furniture; manufacturing n.e.c.....	12,195	12,336	78,674	103,205
T O T A L	128,700	462,085	5,917,611	6,508,395

FIXED ASSETS BY SIZE OF PERSONS ENGAGED AND INDUSTRIAL GROUP
PUBLIC - 2002/2003 (1995 E.F.Y)

TABLE 4.48

(IN '000 BIRR)

INDUSTRIAL GROUP	SIZE - GROUP			
	10 - 19	20 - 49	50 & OVER	TOTAL
MANUFACTURE OF FOOD PRODUCTS AND BEVERAGES.....	92	4,537	1,388,676	1,393,305
Production, processing and preserving of meat, fruit and vegetables	-	-	25,262	25,262
Manufacture of vegetable and animal oils and fats...	92	-	166,437	166,529
Manufacture of dairy products	-	-	10,267	10,267
Manufacture of grain mill products	-	-	46,155	46,155
Manufacture of prepared animal feeds	-	-	55	55
Manufacture of bakery products	-	4,493	59,853	64,346
Manufacture of sugar and sugar confectionery	-	43	737,271	737,315
Manufacture of macaroni and spaghetti.....	-	-	24,444	24,444
Manufacture of food products n.e.c.	-	-	1,920	1,920
Distilling, rectifying and blending of spirits	-	-	7,540	7,540
Manufacture of wines	-	-	14,715	14,715
Manufacture of malt liquors and malt	-	-	270,644	270,644
Manufacture of soft drinks & production of mineral waters	-	-	24,112	24,112
MANUFACTURE OF TOBACCO PRODUCTS	-	-	61,551	61,551
Manufacture of tobacco products.....	-	-	61,551	61,551
MANUFACTURE OF TEXTILES	824	1,565	250,386	252,775
Spinning, weaving and finishing of textiles	824	1,565	230,092	232,481
Manufacture of cordage, rope, twine and netting	-	-	20,294	20,294
Knitting mills	-	-	-	-
MANUFACTURE OF WEARING APPAREL, EXCEPT FUR APPAREL....	-	-	12,891	12,891
Manufacture of wearing apparel except fur apparel...	-	-	12,891	12,891
TANNING AND DRESSING OF LEATHER; MANUFACTURE OF FOOTWEAR, LUGGAGE AND HANDBAGS	-	-	138,746	138,746
Tanning and dressing of leather, luggage and handbags	-	-	98,725	98,725
Manufacture of footwear.....	-	-	40,021	40,021
MANUFACTURE OF WOOD AND OF PRODUCTS OF WOOD AND CORK, EXCEPT FURNITURE	-	41	4,770	4,810
Manufacture of wood and of products of wood and cork, except furniture.....	-	41	4,770	4,810
MANUFACTURE OF PAPER, PAPER PRODUCTS AND PRINTING.....	-	-	70,027	70,027
Manufacture of paper and paper products.....	-	-	11,585	11,585
Publishing and printing services.....	-	-	58,442	58,442
MANUFACTURE OF CHEMICALS AND CHEMICAL PRODUCTS.....	-	513	156,415	156,928
Manufacture of basic chemicals, except fertilizers and nitrogen compounds.....	-	-	89,388	89,388
Manufacture of paints, varnishes and mastics	-	-	5,899	5,899

FIXED ASSETS BY SIZE OF PERSONS ENGAGED AND INDUSTRIAL GROUP
PUBLIC - 2002/2003 (1995 E.F.Y)

TABLE 4.48(Contd..)

(IN '000 BIRR)

I N D U S T R I A L G R O U P	S I Z E - G R O U P			
	10 - 19	20 - 49	50 & OVER	T O T A L
Manufacture of pharmaceuticals, medicinal chemicals and botanical products.....	-	-	57,281	57,281
Manufacture of soap and detergents cleaning and polishing, perfumes and toilet preparations.....	-	-	3,847	3,847
Manufacture of chemical products n.e.c.	-	513	-	513
MANUFACTURE OF RUBBER AND PLASTIC PROCDUCTS.....	-	1,447	139,306	140,753
Manufacture of rubber products.....	-	-	113,155	113,155
Manufacture of plastic products.....	-	1,447	26,151	27,598
MANUFACTURE OF OTHER NON-METALLIC MINERAL PRODUCTS ...	171	1,280	354,369	355,820
Manufacture of glass and glass products.....	-	-	18,008	18,008
Manufacture of structural clay products	-	33	7,157	7,190
Manufacture of cement, lime and plaster	-	1,247	156,635	157,882
Manufacture of articles of concrete, cement and plaster	171	-	8,223	8,395
Manufacture of non-metallic mineral products n.e.c..	-	-	164,346	164,346
MANUFACTURE OF BASIC IRON AND STEEL.....	-	-	17,103	17,103
Manufacture of basic iron and steel.....	-	-	17,103	17,103
MANUFACTURE OF FABRICATED METAL PRODUCTS EXCEPT MACHINERY AND EQUIPMENT	-	-	131,795	131,795
Manufacture of structural metal products, tanks, reservoirs and containers of metal	-	-	26,288	26,288
Manufacture of cutlery, hand tools and general hardware	-	-	1,166	1,166
Manufacture of other fabricated metal products	-	-	104,341	104,341
MANUFACTURE OF MACHINERY AND EQUIPMENT N.E.C.	-	-	-	-
Manufacture of pumps, compressors, taps and valves..	-	-	-	-
Manufacture of ovens, furnaces and furnace burners..	-	-	-	-
Manufacture of other general purpose machinery.....	-	-	-	-
Manufacture of machinery for food and beverage processing	-	-	-	-
Manufacture of accumulators, primary cells and and primary batteries	-	-	-	-
MANUFACTURE OF MOTOR VEHICLES, TRAILERS & SEMI-TRAILERS	-	232	25,730	25,962
Manufacture of bodies for motor vehicles.....	-	232	25,730	25,962
Manufacture of parts and accessories for motor vehicles and their engines.....	-	-	-	-
MANUFACTURE OF FURNITURE; MANUFACTURING N.E.C.	54	244	7,986	8,284
Manufacture of furniture; manufacturing n.e.c.....	54	244	7,986	8,284
T O T A L	1,142	9,859	2,759,750	2,770,751

FIXED ASSETS BY SIZE OF PERSONS ENGAGED AND INDUSTRIAL GROUP
PRIVATE - 2002/2003 (1995 E.F.Y)

TABLE 4.49

(IN '000 BIRR)

INDUSTRIAL GROUP	SIZE - GROUP			
	10 - 19	20 - 49	50 & OVER	TOTAL
MANUFACTURE OF FOOD PRODUCTS AND BEVERAGES.....	47,845	109,475	955,540	1,112,860
Production, processing and preserving of meat, fruit and vegetables	-	-	80,989	80,989
Manufacture of vegetable and animal oils and fats...	4,393	1,776	3,045	9,214
Manufacture of dairy products	783	-	15,703	16,486
Manufacture of grain mill products	29,486	46,216	133,593	209,296
Manufacture of prepared animal feeds	-	123	751	874
Manufacture of bakery products	9,340	18,672	40,382	68,394
Manufacture of sugar and sugar confectionery	437	-	-	437
Manufacture of macaroni and spaghetti	497	-	8,336	8,832
Manufacture of food products n.e.c.	1,118	31,045	89,262	121,426
Distilling, rectifying and blending of spirits	1,792	586	10,035	12,414
Manufacture of wines	-	-	-	-
Manufacture of malt liquors and malt	-	-	335,758	335,758
Manufacture of soft drinks & production of mineral waters	-	11,056	237,685	248,741
MANUFACTURE OF TOBACCO PRODUCTS	-	-	-	-
Manufacture of tobacco products.....	-	-	-	-
MANUFACTURE OF TEXTILES	2,440	1,099	492,147	495,685
Spinning, weaving and finishing of textiles	724	45	492,147	492,915
Manufacture of cordage, rope, twine and netting	-	-	-	-
Knitting mills	1,716	1,054	-	2,770
MANUFACTURE OF WEARING APPAREL, EXCEPT FUR APPAREL....	3,104	2,200	26,549	31,852
Manufacture of wearing apparel except fur apparel...	3,104	2,200	26,549	31,852
TANNING AND DRESSING OF LEATHER; MANUFACTURE OF FOOTWEAR, LUGGAGE AND HANDBAGS	8,620	132,585	199,527	340,732
Tanning and dressing of leather, luggage and handbags	-	4,387	150,912	155,298
Manufacture of footwear.....	8,620	128,198	48,615	185,433
MANUFACTURE OF WOOD AND OF PRODUCTS OF WOOD AND CORK, EXCEPT FURNITURE	540	486	-	1,026
Manufacture of wood and of products of wood and cork, except furniture.....	540	486	-	1,026
MANUFACTURE OF PAPER, PAPER PRODUCTS AND PRINTING.....	16,321	34,324	58,351	108,996
Manufacture of paper and paper products.....	667	-	29,048	29,715
Publishing and printing services.....	15,655	34,324	29,303	79,281
MANUFACTURE OF CHEMICALS AND CHEMICAL PRODUCTS.....	3,695	16,752	258,647	279,094
Manufacture of basic chemicals, except fertilizers and nitrogen compounds.....	2,106	-	31,103	33,209
Manufacture of paints, varnishes and mastics	-	3,838	17,958	21,796

FIXED ASSETS BY SIZE OF PERSONS ENGAGED AND INDUSTRIAL GROUP
PRIVATE - 2002/2003 (1995 E.F.Y)

(IN '000 BIRR)

TABLE 4.49(Contd..)

INDUSTRIAL GROUP	SIZE - GROUP			
	10 - 19	20 - 49	50 & OVER	TOTAL
Manufacture of pharmaceuticals, medicinal chemicals and botanical products.....	-	9,959	133,900	143,859
Manufacture of soap and detergents cleaning and polishing, perfumes and toilet preparations.....	640	2,056	51,467	54,163
Manufacture of chemical products n.e.c.	950	899	24,219	26,067
MANUFACTURE OF RUBBER AND PLASTIC PROCDUCTS.....	18,235	23,910	157,020	199,165
Manufacture of rubber products.....	169	1,773	6,195	8,138
Manufacture of plastic products.....	18,066	22,136	150,824	191,027
MANUFACTURE OF OTHER NON-METALLIC MINERAL PRODUCTS ...	7,401	10,373	773,633	791,407
Manufacture of glass and glass products.....	3	-	-	3
Manufacture of structural clay products	49	1,313	-	1,362
Manufacture of cement, lime and plaster	213	-	757,891	758,104
Manufacture of articles of concrete, cement and plaster	6,569	5,997	5,364	17,930
Manufacture of non-metallic mineral products n.e.c..	568	3,062	10,379	14,009
MANUFACTURE OF BASIC IRON AND STEEL.....	-	35,711	74,191	109,901
Manufacture of basic iron and steel.....	-	35,711	74,191	109,901
MANUFACTURE OF FABRICATED METAL PRODUCTS EXCEPT MACHINERY AND EQUIPMENT	6,626	58,402	30,524	95,552
Manufacture of structural metal products, tanks, reservoirs and containers of metal	4,218	13,214	12,040	29,472
Manufacture of cutlery, hand tools and general hardware	1,670	23,246	2,657	27,574
Manufacture of other fabricated metal products	738	21,941	15,827	38,505
MANUFACTURE OF MACHINERY AND EQUIPMENT N.E.C.	590	13,476	2,274	16,340
Manufacture of pumps, compressors, taps and valves..	-	-	-	-
Manufacture of ovens, furnaces and furnace burners..	448	8,311	-	8,759
Manufacture of other general purpose machinery.....	-	-	-	-
Manufacture of machinery for food and beverage processing	142	5,165	-	5,307
Manufacture of accumulators, primary cells and and primary batteries	-	-	2,274	2,274
MANUFACTURE OF MOTOR VEHICLES, TRAILERS & SEMI-TRAILERS	-	1,343	58,770	60,112
Manufacture of bodies for motor vehicles.....	-	1,343	55,524	56,866
Manufacture of parts and accessories for motor vehicles and their engines.....	-	-	3,246	3,246
MANUFACTURE OF FURNITURE; MANUFACTURING N.E.C.	12,141	12,092	70,688	94,921
Manufacture of furniture; manufacturing n.e.c.....	12,141	12,092	70,688	94,921
T O T A L	127,558	452,226	3,157,861	3,737,645

INVESTMENT IN FIXED ASSETS OF REPORTING ESTABLISHMENTS* BY SOURCE AND
INDUSTRIAL GROUP-PUBLIC AND PRIVATE 2002/2003 (1995 E.F.Y)

TABLE 4.50

(IN '000 BIRR)

INDUSTRIAL GROUP 1	DOMESTIC SOURCE				FOREIGN SOURCE 6	GRAND TOTAL 7=(5+6)
	OWN FUND	BANK LOAN	OTHERS	TOTAL		
	2	3	4	5=(2+3+4)		
MANUFACTURE OF FOOD PRODUCTS AND BEVERAGES.....	256,158	25,303	551	282,012	-	282,012
MANUFACTURE OF TOBACCO PRODUCTS	1,419	88	-	1,507	-	1,507
MANUFACTURE OF TEXTILES	20,728	1,080	-	21,808	-	21,808
MANUFACTURE OF WEARING APPAREL, EXCEPT FUR APPAREL....	553	-	-	553	-	553
TANNING AND DRESSING OF LEATHER; MANUFACTURE OF FOOTWEAR, LUGGAGE AND HANDBAGS	44,513	5,824	-	50,337	-	50,337
MANUFACTURE OF WOOD AND OF PRODUCTS OF WOOD AND CORK, EXCEPT FURNITURE	239	-	150	389	-	389
MANUFACTURE OF PAPER, PAPER PRODUCTS AND PRINTING	30,118	14,564	-	44,682	-	44,682
MANUFACTURE OF CHEMICALS AND CHEMICAL PRODUCTS.....	17,568	1,524	-	19,092	-	19,092
MANUFACTURE OF RUBBER AND PLASTIC PRODUCTS.....	26,287	5,149	40	31,476	-	31,476
MANUFACTURE OF OTHER NON-METALLIC MINERAL PRODUCTS ...	24,094	89	300	24,483	-	24,483
MANUFACTURE OF BASIC IRON AND STEEL.....	6,588	352	-	6,941	-	6,941
MANUFACTURE OF FABRICATED METAL PRODUCTS EXCEPT MACHINERY AND EQUIPMENT	13,445	1,052	892	15,389	-	15,389
MANUFACTURE OF MACHINERY AND EQUIPMENT N.E.C.	1,647	-	-	1,647	-	1,647
MANUFACTURE OF MOTOR VEHICLES, TRAILERS & SEMI-TRAILERS	5,333	185	-	5,518	-	5,518
MANUFACTURE OF FURNITURE; MANUFACTURING N.E.C.	3,185	3,979	941	8,105	-	8,105
T O T A L	451,875	59,191	2,874	513,939	-	513,939

* 634 ESTABLISHMENTS

QUANTITY OF MAJOR RAW MATERIALS CONSUMED FOR REPORTING ESTABLISHMENTS
BY INDUSTRIAL GROUP - PUBLIC AND PRIVATE
2002/2003 (1995 E.F.Y)
TABLE 4.51

INDUSTRIAL GROUP	DESCRIPTION OF ARTICLES	UNIT	QUANTITY OF MAJOR RAW MATERIALS CONSUMED		
			LOCAL	IMPORTED	TOTAL
	CATTLE -----	HEAD	26,106	-	26,106
	PULSES -----	TONS	13,900	-	13,900
	VEGETABLES -----	TONS	16,156	76	16,232
	EDIBLE OIL -----	TONS	283	25	308
	FLOUR -----	TONS	29,730	188	29,918
	WHEAT (UNMILLED) -----	TONS	196,154	17,453	213,607
	MAIZE (UNMILLED) -----	TONS	9,052	16,494	25,546
	MILK (RAW) -----	H.L.	94,702	-	94,702
	MILK (POWDER) -----	TONS	34	52	86
	OIL SEEDS -----	TONS	24,364	-	24,364
	ORANGE -----	TONS	200	-	200
	SUGAR CANE -----	('000 TONS)	2,143	-	2,143
	SUGAR -----	TONS	84,700	3,587	88,287
	GLUCOSE -----	TONS	11	275	286
	COFFEE (UNMILLED) -----	TONS	187	-	187
	TEA LEAVES -----	TONS	18,728	32	18,760
	ALCOHOL -----	H.L.	1,377	362	1,739
	CARBON DIOXIDE -----	TONS	316	-	316
	ESSENCE -----	TONS	-	619	619
	GRAPES AND RAISINS -----	TONS	737	-	737
	HOPS -----	TONS	-	386	386
	MALT -----	TONS	13,906	4,703	18,609
	MOLASSES -----	TONS	688	364	1,052
	BARLEY -----	TONS	18,211	-	18,211
	YEAST -----	TONS	-	-	-
TOBACCO	TOBACCO LEAVES -----	TONS	682	439	1,121
TEXTILES	RAW COTTON -----	TONS	49,946	-	49,946
	COTTON YARN -----	TONS	453	-	453
	FABRICS -----	('000 M)	3,981	200	4,181
	FIBRE (POLYESTER) -----	TONS	114	1,026	1,140
	FIBRE (ACRYLIC) -----	TONS	-	-	-
	JUTE (FIBRE) -----	TONS	363	2,106	2,469
	SISAL (LEAVES) -----	CUB. M.	3,435	2,828	6,263
	WOOL (WASTE) -----	TONS	-	1,757	1,757
	ACRYLIC (YARN) -----	TONS	144	1,833	1,977
	COTTON (LINT) -----	TONS	14,761	-	14,761
	NYLON YARN -----	TONS	1	57	58
	CHEMICAL DYESTAFF -----	TONS	1,298	1,443	2,741
LEATHER AND FOOTWEAR	SHEEP AND GOAT SKIN -----	('000 PCS)	13,951	-	13,951
	HIDES AND SKINS -----	TONS	6,274	-	6,274
	LEATHER UPPER -----	('000 SQ.FT)	2,739	-	2,739
	LEATHER LINNING -----	('000 SQ.FT)	1,093	-	1,093
	LEATHER GARMENT -----	SQ. FT.	730,385	-	730,385
	PLASTIC SOLE -----	PAIRS	318,644	86,691	405,335
	P.V.C FOR SOLE -----	TONS	599	6,135	6,734
	CHEMICALS -----	TONS	7,764	8,668	16,432

QUANTITY OF MAJOR RAW MATERIALS CONSUMED FOR REPORTING ESTABLISHMENTS
BY INDUSTRIAL GROUP - PUBLIC AND PRIVATE
2002/2003 (1995 R.F.Y)

TABLE 4.51 (Contd...)

INDUSTRIAL GROUP	DESCRIPTION OF ARTICLES	UNIT	QUANTITY OF MAJOR RAW MATERIALS CONSUMED		
			LOCAL	IMPORTED	TOTAL
WOOD	CHIPWOOD-----	PCS.	771	-	771
	FORMICA-----	PCS.	-	780	780
	LOG-----	CUB.M	33,661	91	33,752
	PLYWOOD-----	PCS.	-	30	30
	PLUNK-----	CUB.M	2,661	-	2,661
PAPER AND PRINTING	PULP-----	TONS	-	4,990	4,990
	BOXING PAPER-----	TONS	217	326	543
	WASTE PAPER-----	TONS	1,275	-	1,275
	CHEMICALS-----	TONS	587	812	1,399
	PAPER-----	TONS	3,920	11,900	15,820
CHEMICAL	CAUSTIC SODA-----	TONS	27	827	854
	NATURAL AND SYNTHETIC RUBBER	TONS	3	2,086	2,089
	SODIUM COMPOUND-----	TONS	181	1,044	1,225
	TALLOW-----	TONS	1,793	2,583	4,376
	PARAFFINE WAX-----	TONS	189	327	516
	RESINE-----	TONS	45	943	988
	FATTY ACID-----	TONS	-	695	695
	POLYTHELENE-----	TONS	405	5,744	6,149
	COPPER (ELECTRIC WIRE)-----	TONS	-	-	-
	PETROLEUM JELLY (VASELINE)-----	TONS	-	134	134
	PARAFFINE-----	TONS	7	610	617
	POLYETHER POLYOL-----	KG	-	2,108	2,108
	T.D.I (TOLUENE ISOLYANTE)-----	KG	-	1,034	1,034
	TIN CATALYST-----	KG	-	-	-
NON-METAL	CEMENT-----	TONS	16,960	24	16,984
	CLAY-----	CUB.M	174,790	-	174,790
	GRAVEL-----	CUB.M	39,536	-	39,536
	GYPSUM-----	TONS	46,138	-	46,138
	LIME STONE-----	TONS	886,194	-	886,194
	MARBLE-----	TONS	20,525	-	20,525
	PUMICE-----	CUB.M	325,617	-	325,617
	SAND-----	CUB.M	232,622	-	232,622
	SILICA SAND-----	TONS	454	-	454
	SODA ASH-----	TONS	6,344	-	6,344
METAL	STONE (FOR GRAVEL)-----	CUB.M	98,772	-	98,772
	ALUMINIUM-----	TONS	-	849	849
	CROWN TIN PLATE-----	('000 SHEETS)	-	2,401	2,401
	GALVANIZED COILS-----	TONS	-	20,666	20,666
	IRON SCRAP-----	TONS	5,604	-	5,604
	STEEL SHEETS-----	TONS	207	15,341	15,548
	WIRE ROD-----	TONS	-	5,615	5,615
	ZINC-----	TONS	-	1,108	1,108
	IRON (BILLET)-----	TONS	501	9,502	10,003
	PIG IRON-----	TONS	-	90	90
FURNITURE	IRON BARS-----	TONS	22	997	1,019
	CHEMICALS FOR METAL-----	TONS	-	1	1
	CHIPWOOD-----	PCS.	7,007	9,900	16,907
	FORMICA-----	PCS.	219	1,979	2,198
	LOG-----	CUB.M	1,423	2,779	4,202
	PLYWOOD-----	PCS.	40,578	58,912	99,490
	PLUNK-----	CUB.M	5,846	420	6,266

COST OF RAW MATERIALS, ENERGY CONSUMED AND PAYMENTS FOR INDUSTRIAL AND NON-INDUSTRIAL
SERVICES RENDERED BY INDUSTRIAL GROUP - PUBLIC AND PRIVATE
2002/2003 (1995 E.F.Y)

TABLE 4.52

IN ('000 BIRR)

INDUSTRIAL GROUP	NO.OF ESTAB	COST OF RAW MATERIALS CONSUMED			COST OF ENERGY CONSUMED	PAYMENTS FOR INDUS- TRIAL SERVICE	TOTAL INDUS- TRIAL COST	TRANS- PORT COST	PAYMENTS FOR NON-IND- USTRIAL SERVICE	TOTAL INDUSTRIAL AND NON-INDUS- TRIAL COST
		LOCAL	IMPO- RTED	TOTAL						
MANUFACTURE OF FOOD PRODUCTS AND BEVERAGES.....	288	936,009	264,536	1,200,545	101,135	48,137	1,349,817	105,305	257,093	1,712,215
Production, processing and preserving of meat, fruit and vegetables	9	49,453	7,077	56,530	3,664	2,818	63,013	2,497	7,669	73,179
Manufacture of vegetable and animal oils and fats...	27	57,193	593	57,786	5,592	6,996	70,374	2,038	2,509	74,921
Manufacture of dairy products	3	18,950	3,654	22,604	1,971	2,760	27,336	1,044	2,353	30,733
Manufacture of grain mill products	63	290,738	39,416	330,154	10,150	6,073	346,377	6,399	12,346	365,123
Manufacture of prepared animal feeds	3	3,065	-	3,065	141	81	3,287	29	846	4,162
Manufacture of bakery products	127	109,993	9,373	119,366	9,642	3,285	132,293	4,357	11,998	148,647
Manufacture of sugar and sugar confectionery	10	159,566	31,702	191,268	20,426	2,431	214,125	6,722	79,565	300,412
Manufacture of macaroni and spaghetti.....	5	67,564	1,085	68,650	2,745	870	72,265	1,545	2,938	76,748
Manufacture of food products n.e.c.	10	29,375	2,360	31,735	3,708	2,459	37,902	1,255	3,747	42,904
Distilling, rectifying and blending of spirits	12	3,389	7,471	10,860	2,819	1,250	14,929	3,142	5,009	23,080
Manufacture of wines	2	6,181	4,301	10,482	184	297	10,963	16,538	5,780	33,281
Manufacture of malt liquors and malt	7	96,580	56,038	152,618	29,068	4,583	186,269	38,132	66,206	290,606
Manufacture of soft drinks & production of mineral waters	10	43,962	101,465	145,427	11,023	14,234	170,684	21,608	56,126	248,418
MANUFACTURE OF TOBACCO PRODUCTS	1	10,759	42,609	53,367	721	42,035	96,124	1,619	16,689	114,432
Manufacture of tobacco products.....	1	10,759	42,609	53,367	721	42,035	96,124	1,619	16,689	114,432
MANUFACTURE OF TEXTILES	38	312,605	127,955	440,561	52,062	8,127	500,750	8,940	38,925	548,615
Spinning, weaving and finishing of textiles	29	310,085	106,525	416,609	50,634	6,578	473,821	8,344	35,039	517,204
Manufacture of cordage, rope, twine and netting	2	2,306	19,979	22,285	1,372	1,528	25,185	580	3,792	29,557
Knitting mills	7	215	1,451	1,667	56	21	1,744	16	94	1,854
MANUFACTURE OF WEARING APPAREL, EXCEPT FUR APPAREL....	32	20,429	7,053	27,482	645	1,649	29,776	2,181	9,184	41,141
Manufacture of wearing apparel except fur apparel...	32	20,429	7,053	27,482	645	1,649	29,776	2,181	9,184	41,141
TANNING AND DRESSING OF LEATHER; MANUFACTURE OF FOOTWEAR, LUGGAGE AND HANDBAGS	56	435,933	120,412	556,345	9,870	34,446	600,661	14,966	27,568	643,195
Tanning and dressing of leather, luggage and handbags	15	400,069	63,506	463,575	4,944	19,376	487,895	13,082	20,237	521,213
Manufacture of footwear.....	41	35,864	56,906	92,770	4,926	15,071	112,767	1,884	7,331	121,982
MANUFACTURE OF WOOD AND OF PRODUCTS OF WOOD AND CORK, EXCEPT FURNITURE	17	6,658	8,018	14,676	4,547	1,319	20,542	1,467	3,850	25,859
Manufacture of wood and of products of wood and cork, except furniture.....	17	6,658	8,018	14,676	4,547	1,319	20,542	1,467	3,850	25,859
MANUFACTURE OF PAPER, PAPER PRODUCTS AND PRINTING.....	73	49,676	151,894	201,569	12,082	8,653	222,305	4,120	21,336	247,760
Manufacture of paper and paper products.....	7	4,694	67,710	72,404	9,101	5,212	86,717	1,015	5,578	93,309
Publishing and printing services.....	66	44,982	84,184	129,166	2,981	3,442	135,588	3,105	15,758	154,451
MANUFACTURE OF CHEMICALS AND CHEMICAL PRODUCTS.....	45	76,584	200,150	276,734	12,168	31,414	320,315	7,098	29,690	357,103
Manufacture of basic chemicals, except fertilizers and nitrogen compounds.....	6	7,186	5,995	13,182	6,528	771	20,481	2,395	4,267	27,143
Manufacture of paints, varnishes and mastics	8	33,462	61,535	94,997	608	715	96,320	966	9,586	106,872

COST OF RAW MATERIALS, ENERGY CONSUMED AND PAYMENTS FOR INDUSTRIAL AND NON-INDUSTRIAL
SERVICES RENDERED BY INDUSTRIAL GROUP - PUBLIC AND PRIVATE
2002/2003 (1995 E.F.Y)

TABLE 4.52 (Contd..)

IN ('000 BIRR)

INDUSTRIAL GROUP	NO.OF ESTAB	COST OF RAW MATERIALS CONSUMED			COST OF ENERGY CONSUMED	PAYMENTS FOR INDUS- TRIAL SERVICE	TOTAL INDUS- TRIAL COST	TRANS- PORT COST	PAYMENTS FOR NON-IND- USTRIAL SERVICE	TOTAL INDUSTRIAL AND NON-INDUS- TRIAL COST
		LOCAL	IMPO- RTED	TOTAL						
Manufacture of pharmaceuticals, medicinal chemicals and botanical products.....	6	6,068	54,356	60,423	1,841	563	62,828	829	4,214	67,870
Manufacture of soap and detergents cleaning and polishing, perfumes and toilet preparations.....	19	27,990	68,243	96,233	3,023	28,021	127,277	2,025	9,038	138,341
Manufacture of chemical products n.e.c.	6	1,878	10,020	11,898	168	1,343	13,409	882	2,586	16,878
MANUFACTURE OF RUBBER AND PLASTIC PROCDUCTS.....	41	33,298	188,713	222,011	20,934	9,042	251,987	5,557	15,682	273,225
Manufacture of rubber products.....	5	19,820	49,564	69,384	11,571	5,560	86,516	2,823	5,017	94,356
Manufacture of plastic products.....	36	13,478	139,149	152,627	9,362	3,482	165,471	2,734	10,664	178,869
MANUFACTURE OF OTHER NON-METALLIC MINERAL PRODUCTS ...	115	141,599	60,089	201,688	260,792	40,599	503,079	41,226	38,753	583,059
Manufacture of glass and glass products.....	2	625	211	836	723	537	2,096	10	587	2,693
Manufacture of structural clay products	6	260	896	1,156	5,394	199	6,750	258	648	7,656
Manufacture of cement, lime and plaster	9	92,824	57,054	149,878	247,144	16,315	413,337	35,540	25,809	474,687
Manufacture of articles of concrete, cement and plaster	80	19,002	191	19,194	2,166	20,732	42,091	1,148	3,673	46,913
Manufacture of non-metallic mineral products n.e.c..	18	28,887	1,736	30,624	5,366	2,815	38,804	4,271	8,036	51,110
MANUFACTURE OF BASIC IRON AND STEEL.....	10	2,067	247,503	249,571	6,504	9,611	265,685	3,032	12,921	281,639
Manufacture of basic iron and steel.....	10	2,067	247,503	249,571	6,504	9,611	265,685	3,032	12,921	281,639
MANUFACTURE OF FABRICATED METAL PRODUCTS EXCEPT MACHINERY AND EQUIPMENT	73	12,057	97,245	109,302	8,986	10,414	128,701	3,390	11,136	143,227
Manufacture of structural metal products, tanks, reservoirs and containers of metal	42	5,069	38,914	43,983	3,592	2,529	50,104	1,122	4,514	55,740
Manufacture of cutlery, hand tools and general hardware	11	3,282	15,730	19,012	564	1,129	20,705	594	1,897	23,196
Manufacture of other fabricated metal products	20	3,706	42,601	46,307	4,830	6,755	57,893	1,674	4,724	64,291
MANUFACTURE OF MACHINERY AND EQUIPMENT N.E.C.	10	365	4,389	4,754	186	41	4,980	59	1,002	6,041
Manufacture of pumps, compressors, taps and valves..	-	-	-	-	-	-	-	-	-	-
Manufacture of ovens, furnaces and furnace burners..	5	40	3,249	3,289	118	34	3,441	56	405	3,902
Manufacture of other general purpose machinery.....	-	-	-	-	-	-	-	-	-	-
Manufacture of machinery for food and beverage processing	4	325	255	580	22	4	607	3	97	706
Manufacture of accumulators, primary cells and and primary batteries	1	-	885	885	45	3	932	-	500	1,432
MANUFACTURE OF MOTOR VEHICLES, TRAILERS & SEMI-TRAILERS	8	3,851	54,408	58,260	2,314	70,135	130,710	3,509	8,720	142,939
Manufacture of bodies for motor vehicles.....	7	3,851	53,636	57,488	2,237	70,132	129,856	3,455	8,634	141,944
Manufacture of parts and accessories for motor vehicles and their engines.....	1	-	772	772	78	3	854	55	86	995
MANUFACTURE OF FURNITURE; MANUFACTURING N.E.C.	158	34,600	25,365	59,964	2,213	47,524	109,701	3,637	11,802	125,140
Manufacture of furniture; manufacturing n.e.c.....	158	34,600	25,365	59,964	2,213	47,524	109,701	3,637	11,802	125,140
T O T A L	965	2,076,491	1,600,338	3,676,828	495,158	363,145	4,535,132	206,107	504,350	5,245,589

**COST OF RAW MATERIALS, ENERGY CONSUMED AND PAYMENTS FOR INDUSTRIAL AND NON-INDUSTRIAL
SERVICES RENDERED BY INDUSTRIAL GROUP - PUBLIC
2002/2003 (1995 E.F.Y)**

TABLE 4.53

(IN '000 BIRR)

INDUSTRIAL GROUP	NO.OF ESTAB	COST OF RAW MATERIALS CONSUMED			COST OF ENERGY CONSUMED	PAYMENTS FOR INDUS- TRIAL SERVICE	TOTAL INDUS- TRIAL COST	TRANS- PORT COST	PAYMENTS FOR NON-IND- USTRIAL SERVICE	TOTAL INDUSTRIAL AND NON-INDUS- TRIAL COST
		LOCAL	IMPO- RTED	TOTAL						
MANUFACTURE OF FOOD PRODUCTS AND BEVERAGES.....	43	537,764	112,410	650,174	66,331	21,632	738,137	65,620	147,474	951,231
Production, processing and preserving of meat, fruit and vegetables	3	16,365	7,009	23,374	1,535	1,358	26,267	1,658	3,160	31,085
Manufacture of vegetable and animal oils and fats...	6	50,166	553	50,719	4,697	6,813	62,229	1,969	2,321	66,518
Manufacture of dairy products	1	5,881	100	5,982	1,248	784	8,013	255	748	9,017
Manufacture of grain mill products	7	97,040	36,536	133,576	3,098	1,208	137,882	3,912	5,252	147,046
Manufacture of prepared animal feeds	1	1,582	-	1,582	4	2	1,589	12	433	2,033
Manufacture of bakery products	5	42,195	3,688	45,883	4,711	1,279	51,872	2,434	2,726	57,032
Manufacture of sugar and sugar confectionery	4	159,264	31,662	190,926	20,400	2,422	213,749	6,720	79,554	300,022
Manufacture of macaroni and spaghetti	3	60,454	1,085	61,539	2,386	689	64,614	1,522	2,670	68,806
Manufacture of food products n.e.c.	1	3,353	16	3,369	297	186	3,852	31	693	4,576
Distilling, rectifying and blending of spirits	4	18	3,347	3,365	2,158	1,160	6,683	1,805	2,634	11,123
Manufacture of wines	2	6,181	4,301	10,482	184	297	10,963	16,538	5,780	33,281
Manufacture of malt liquors and malt	4	88,101	21,364	109,465	21,578	2,287	133,330	21,783	36,946	192,060
Manufacture of soft drinks & production of mineral waters	2	7,164	2,748	9,912	4,035	3,147	17,094	6,983	4,556	28,633
MANUFACTURE OF TOBACCO PRODUCTS	1	10,759	42,609	53,367	721	42,035	96,124	1,619	16,689	114,432
Manufacture of tobacco products.....	1	10,759	42,609	53,367	721	42,035	96,124	1,619	16,689	114,432
MANUFACTURE OF TEXTILES	20	238,721	67,129	305,850	42,268	5,740	353,858	4,109	24,519	382,485
Spinning, weaving and finishing of textiles	18	236,415	47,150	283,565	40,896	4,212	328,673	3,529	20,727	352,928
Manufacture of cordage, rope, twine and netting	2	2,306	19,979	22,285	1,372	1,528	25,185	580	3,792	29,557
Knitting mills	-	-	-	-	-	-	-	-	-	-
MANUFACTURE OF WEARING APPAREL, EXCEPT FUR APPAREL....	4	8,685	1,224	9,909	213	665	10,787	764	1,281	12,831
Manufacture of wearing apparel except fur apparel...	4	8,685	1,224	9,909	213	665	10,787	764	1,281	12,831
TANNING AND DRESSING OF LEATHER; MANUFACTURE OF FOOTWEAR, LUGGAGE AND HANDBAGS	7	168,363	33,146	201,509	3,521	2,917	207,947	3,087	7,961	218,994
Tanning and dressing of leather, luggage and handbags	4	146,610	23,563	170,173	2,635	2,632	175,439	2,200	5,623	183,263
Manufacture of footwear.....	3	21,752	9,584	31,336	886	286	32,508	886	2,338	35,732
MANUFACTURE OF WOOD AND OF PRODUCTS OF WOOD AND CORK, EXCEPT FURNITURE	7	5,848	7,995	13,842	4,456	1,301	19,600	1,454	3,787	24,841
Manufacture of wood and of products of wood and cork, except furniture.....	7	5,848	7,995	13,842	4,456	1,301	19,600	1,454	3,787	24,841
MANUFACTURE OF PAPER, PAPER PRODUCTS AND PRINTING.....	10	38,322	76,039	114,361	10,232	2,095	126,688	2,316	12,977	141,981
Manufacture of paper and paper products.....	2	3,956	37,960	41,915	8,434	337	50,686	725	3,506	54,917
Publishing and printing services.....	8	34,366	38,079	72,446	1,798	1,758	76,002	1,591	9,471	87,064
MANUFACTURE OF CHEMICALS AND CHEMICAL PRODUCTS.....	11	37,410	83,820	121,230	8,303	1,396	130,929	3,159	9,619	143,707
Manufacture of basic chemicals, except fertilizers and nitrogen compounds.....	4	5,763	4,408	10,171	6,247	635	17,054	2,250	3,326	22,630
Manufacture of paints, varnishes and mastics	2	19,919	14,990	34,910	400	204	35,514	189	1,891	37,593

COST OF RAW MATERIALS, ENERGY CONSUMED AND PAYMENTS FOR INDUSTRIAL AND NON-INDUSTRIAL
SERVICES RENDERED BY INDUSTRIAL GROUP - PUBLIC
2002/2003 (1995 E.F.Y)

TABLE 4.53 (Contd..)

(IN '000 BIRR)

INDUSTRIAL GROUP	NO. OF ESTAB	COST OF RAW MATERIALS CONSUMED			COST OF ENERGY CONSUMED	PAYMENTS FOR INDUS- TRIAL SERVICE	TOTAL INDUST- RIAL COST	TRANS- PORT COST	PAYMENTS FOR NON-IND- USTRIAL SERVICE	TOTAL INDUSTRIAL AND NON-INDUS- TRIAL COST
		LOCAL	IMPO- RTED	TOTAL						
Manufacture of pharmaceuticals, medicinal chemicals and botanical products.....	1	5,280	43,459	48,740	887	153	49,779	337	2,611	52,727
Manufacture of soap and detergents cleaning and polishing, perfumes and toilet preparations.....	2	5,156	20,504	25,660	745	392	26,797	330	1,060	28,188
Manufacture of chemical products n.e.c.	2	1,291	458	1,749	24	12	1,786	52	730	2,569
MANUFACTURE OF RUBBER AND PLASTIC PROCDUCTS.....	6	24,985	79,099	104,084	12,702	5,695	122,482	3,021	6,473	131,975
Manufacture of rubber products.....	1	19,529	47,393	66,922	11,197	5,344	83,463	2,536	4,348	90,346
Manufacture of plastic products.....	5	5,456	31,706	37,163	1,505	351	39,019	485	2,125	41,629
MANUFACTURE OF OTHER NON-METALLIC MINERAL PRODUCTS ...	21	107,612	59,635	167,247	182,196	35,074	384,516	18,864	24,262	427,643
Manufacture of glass and glass products.....	1	607	43	650	719	534	1,903	9	581	2,493
Manufacture of structural clay products	3	90	856	946	5,274	197	6,417	214	632	7,263
Manufacture of cement, lime and plaster	5	80,220	57,054	137,274	170,492	11,827	319,593	14,895	18,493	352,981
Manufacture of articles of concrete, cement and plaster	7	7,788	146	7,934	1,661	19,969	29,564	558	2,793	32,915
Manufacture of non-metallic mineral products n.e.c..	5	18,908	1,535	20,443	4,051	2,546	27,039	3,188	1,762	31,990
MANUFACTURE OF BASIC IRON AND STEEL.....	3	2,005	89,017	91,022	5,411	1,748	98,181	1,218	7,566	106,966
Manufacture of basic iron and steel.....	3	2,005	89,017	91,022	5,411	1,748	98,181	1,218	7,566	106,966
MANUFACTURE OF FABRICATED METAL PRODUCTS EXCEPT MACHINERY AND EQUIPMENT	5	4,330	50,372	54,702	7,058	2,558	64,319	1,243	4,268	69,830
Manufacture of structural metal products, tanks, reservoirs and containers of metal	1	411	24,626	25,037	2,873	276	28,186	244	1,127	29,557
Manufacture of cutlery, hand tools and general hardware	2	1,610	4,499	6,109	249	919	7,277	245	655	8,177
Manufacture of other fabricated metal products	2	2,308	21,247	23,556	3,936	1,364	28,856	754	2,487	32,096
MANUFACTURE OF MACHINERY AND EQUIPMENT N.E.C.	-	-	-	-	-	-	-	-	-	-
Manufacture of pumps, compressors, taps and valves..	-	-	-	-	-	-	-	-	-	-
Manufacture of ovens, furnaces and furnace burners..	-	-	-	-	-	-	-	-	-	-
Manufacture of other general purpose machinery.....	-	-	-	-	-	-	-	-	-	-
Manufacture of machinery for food and beverage processing	-	-	-	-	-	-	-	-	-	-
Manufacture of accumulators, primary cells and and primary batteries	-	-	-	-	-	-	-	-	-	-
MANUFACTURE OF MOTOR VEHICLES, TRAILERS & SEMI-TRAILERS	3	1,592	17,855	19,447	871	69,691	90,009	974	4,132	95,115
Manufacture of bodies for motor vehicles.....	3	1,592	17,855	19,447	871	69,691	90,009	974	4,132	95,115
Manufacture of parts and accessories for motor vehicles and their engines.....	-	-	-	-	-	-	-	-	-	-
MANUFACTURE OF FURNITURE; MANUFACTURING N.E.C.	6	2,756	54	2,810	375	45,198	48,384	148	2,366	50,897
Manufacture of furniture; manufacturing n.e.c.....	6	2,756	54	2,810	375	45,198	48,384	148	2,366	50,897
T O T A L	147	1,189,152	720,404	1,909,556	344,657	237,747	2,491,960	107,595	273,372	2,872,927

COST OF RAW MATERIALS, ENERGY CONSUMED AND PAYMENTS FOR INDUSTRIAL AND NON-INDUSTRIAL
SERVICES RENDERED BY INDUSTRIAL GROUP - PRIVATE
2002/2003 (1995 E.F.Y)

TABLE 4.54

(IN '000 BIRR)

INDUSTRIAL GROUP	NO.OF ESTAB	COST OF RAW MATERIALS			COST OF ENERGY CONSUMED	PAYMENTS FOR INDUS- TRIAL SERVICE	TOTAL INDUS- TRIAL COST	TRANS- PORT COST	PAYMENTS FOR NON-IND- USTRIAL SERVICE	TOTAL INDUSTRIAL AND NON-INDUS- TRIAL COST
		CONSUMED								
		LOCAL	IMPO- RTED	TOTAL						
MANUFACTURE OF FOOD PRODUCTS AND BEVERAGES.....	245	398,245	152,127	550,371	34,804	26,505	611,681	39,685	109,619	760,984
Production, processing and preserving of meat, fruit and vegetables	6	33,089	68	33,156	2,130	1,460	36,747	839	4,508	42,094
Manufacture of vegetable and animal oils and fats...	21	7,027	40	7,067	895	183	8,145	69	189	8,402
Manufacture of dairy products	2	13,069	3,554	16,623	723	1,976	19,323	789	1,605	21,716
Manufacture of grain mill products	56	193,698	2,880	196,578	7,052	4,866	208,496	2,488	7,094	218,077
Manufacture of prepared animal feeds	2	1,483	-	1,483	137	79	1,699	17	413	2,129
Manufacture of bakery products	122	67,798	5,685	73,483	4,931	2,006	80,420	1,923	9,272	91,615
Manufacture of sugar and sugar confectionery	6	302	40	342	26	8	376	2	11	390
Manufacture of macaroni and spaghetti.....	2	7,111	-	7,111	359	181	7,651	24	268	7,943
Manufacture of food products n.e.c.	9	26,022	2,344	28,366	3,411	2,273	34,050	1,225	3,053	38,328
Distilling, rectifying and blending of spirits	8	3,370	4,124	7,495	661	90	8,246	1,336	2,375	11,957
Manufacture of wines	-	-	-	-	-	-	-	-	-	-
Manufacture of malt liquors and malt	3	8,478	34,674	43,152	7,490	2,296	52,938	16,349	29,259	98,546
Manufacture of soft drinks & production of mineral waters	8	36,797	98,717	135,515	6,988	11,087	153,590	14,625	51,570	219,785
MANUFACTURE OF TOBACCO PRODUCTS	-	-	-	-	-	-	-	-	-	-
Manufacture of tobacco products.....	-	-	-	-	-	-	-	-	-	-
MANUFACTURE OF TEXTILES	18	73,885	60,826	134,711	9,794	2,387	146,892	4,832	14,406	166,129
Spinning, weaving and finishing of textiles	11	73,669	59,375	133,044	9,738	2,366	145,148	4,815	14,312	164,275
Manufacture of cordage, rope, twine and netting	-	-	-	-	-	-	-	-	-	-
Knitting mills	7	215	1,451	1,667	56	21	1,744	16	94	1,854
MANUFACTURE OF WEARING APPAREL, EXCEPT FUR APPAREL....	28	11,744	5,829	17,573	432	984	18,989	1,418	7,903	28,309
Manufacture of wearing apparel except fur apparel...	28	11,744	5,829	17,573	432	984	18,989	1,418	7,903	28,309
TANNING AND DRESSING OF LEATHER; MANUFACTURE OF FOOTWEAR, LUGGAGE AND HANDBAGS	49	267,571	87,265	354,836	6,349	31,529	392,714	11,880	19,607	424,201
Tanning and dressing of leather,luggage and handbags	11	253,459	39,943	293,402	2,309	16,744	312,455	10,882	14,614	337,951
Manufacture of footwear.....	38	14,112	47,322	61,434	4,040	14,785	80,259	998	4,993	86,250
MANUFACTURE OF WOOD AND OF PRODUCTS OF WOOD AND CORK, EXCEPT FURNITURE	10	810	23	833	91	17	942	13	63	1,018
Manufacture of wood and of products of wood and cork, except furniture.....	10	810	23	833	91	17	942	13	63	1,018
MANUFACTURE OF PAPER, PAPER PRODUCTS AND PRINTING.....	63	11,353	75,855	87,208	1,851	6,558	95,617	1,804	8,359	105,779
Manufacture of paper and paper products.....	5	738	29,750	30,488	668	4,875	36,031	290	2,072	38,392
Publishing and printing services.....	58	10,616	46,104	56,720	1,183	1,683	59,586	1,514	6,287	67,387
MANUFACTURE OF CHEMICALS AND CHEMICAL PRODUCTS.....	34	39,174	116,330	155,504	3,864	30,017	189,385	3,939	20,072	213,396
Manufacture of basic chemicals, except fertilizers and nitrogen compounds.....	2	1,423	1,587	3,010	280	136	3,427	145	941	4,513
Manufacture of paints, varnishes and mastics	6	13,543	46,545	60,088	208	511	60,807	776	7,695	69,278

COST OF RAW MATERIALS, ENERGY CONSUMED AND PAYMENTS FOR INDUSTRIAL AND NON-INDUSTRIAL
SERVICES RENDERED BY INDUSTRIAL GROUP - PRIVATE
2002/2003 (1995 E.F.Y)

TABLE 4.54 (Contd..)

(IN '000 BIRR)

INDUSTRIAL GROUP	NO.OF ESTAB	COST OF RAW MATERIALS CONSUMED			COST OF ENERGY CONSUMED	PAYMENTS FOR INDUS- TRIAL SERVICE	TOTAL INDUST- RIAL COST	TRANS- PORT COST	PAYMENTS FOR NON-IND- USTRIAL SERVICE	TOTAL INDUSTRIAL AND NON-INDUS- TRIAL COST
		LOCAL	IMPO- RTED	TOTAL						
Manufacture of pharmaceuticals, medicinal chemicals and botanical products.....	5	787	10,896	11,684	954	411	13,049	492	1,603	15,143
Manufacture of soap and detergents cleaning and polishing, perfumes and toilet preparations.....	17	22,834	47,739	70,573	2,278	27,628	100,480	1,695	7,978	110,153
Manufacture of chemical products n.e.c.	4	587	9,563	10,149	144	1,331	11,624	830	1,855	14,309
MANUFACTURE OF RUBBER AND PLASTIC PROCDUCTS.....	35	8,313	109,613	117,926	8,232	3,347	129,505	2,537	9,209	141,250
Manufacture of rubber products.....	4	292	2,171	2,462	375	216	3,053	288	670	4,010
Manufacture of plastic products.....	31	8,021	107,442	115,464	7,857	3,131	126,452	2,249	8,539	137,240
MANUFACTURE OF OTHER NON-METALLIC MINERAL PRODUCTS ...	94	33,987	455	34,441	78,597	5,525	118,563	22,362	14,492	155,416
Manufacture of glass and glass products.....	1	18	168	186	4	3	193	-	6	200
Manufacture of structural clay products	3	170	40	210	121	2	333	44	16	393
Manufacture of cement, lime and plaster	4	12,605	-	12,605	76,651	4,488	93,744	20,645	7,316	121,705
Manufacture of articles of concrete, cement and plaster	73	11,215	45	11,260	505	763	12,528	590	880	13,998
Manufacture of non-metallic mineral products n.e.c..	13	9,979	202	10,181	1,315	269	11,765	1,082	6,273	19,120
MANUFACTURE OF BASIC IRON AND STEEL.....	7	63	158,486	158,548	1,093	7,862	167,504	1,814	5,355	174,673
Manufacture of basic iron and steel.....	7	63	158,486	158,548	1,093	7,862	167,504	1,814	5,355	174,673
MANUFACTURE OF FABRICATED METAL PRODUCTS EXCEPT MACHINERY AND EQUIPMENT	68	7,727	46,873	54,600	1,927	7,855	64,382	2,147	6,868	73,397
Manufacture of structural metal products, tanks, reservoirs and containers of metal	41	4,657	14,288	18,946	719	2,253	21,917	878	3,388	26,183
Manufacture of cutlery, hand tools and general hardware	9	1,672	11,231	12,903	315	210	13,428	349	1,243	15,019
Manufacture of other fabricated metal products	18	1,398	21,354	22,751	894	5,392	29,037	921	2,238	32,195
MANUFACTURE OF MACHINERY AND EQUIPMENT N.E.C.	10	365	4,389	4,754	186	41	4,980	59	1,002	6,041
Manufacture of pumps, compressors, taps and valves..	-	-	-	-	-	-	-	-	-	-
Manufacture of ovens, furnaces and furnace burners..	5	40	3,249	3,289	118	34	3,441	56	405	3,902
Manufacture of other general purpose machinery.....	-	-	-	-	-	-	-	-	-	-
Manufacture of machinery for food and beverage processing	4	325	255	580	22	4	607	3	97	706
Manufacture of accumulators, primary cells and and primary batteries	1	-	885	885	45	3	932	-	500	1,432
MANUFACTURE OF MOTOR VEHICLES, TRAILERS & SEMI-TRAILERS	5	2,260	36,553	38,813	1,444	444	40,701	2,535	4,588	47,824
Manufacture of bodies for motor vehicles.....	4	2,260	35,781	38,041	1,366	440	39,847	2,481	4,502	46,830
Manufacture of parts and accessories for motor vehicles and their engines.....	1	-	772	772	78	3	854	55	86	995
MANUFACTURE OF FURNITURE; MANUFACTURING N.E.C.	152	31,844	25,310	57,154	1,838	2,326	61,317	3,489	9,436	74,243
Manufacture of furniture; manufacturing n.e.c.....	152	31,844	25,310	57,154	1,838	2,326	61,317	3,489	9,436	74,243
T O T A L	818	887,339	879,934	1,767,272	150,501	125,398	2,043,172	98,512	230,978	2,372,662

NUMBER OF ESTABLISHMENTS AND COST OF ENERGY CONSUMED BY INDUSTRIAL GROUP
PUBLIC AND PRIVATE - 2002/2003 (1995 E.F.Y)

TABLE 4.55

INDUSTRIAL GROUP	NO. OF ESTABLISHMENTS BY TYPE OF ENERGY CONSUMED			TOTAL COST OF ENERGY CONSUMED (IN '000 BIRR)			
	ELECTR- ICITY	WOOD AND CHARCOAL	OTHER FUELS	ELECTRICITY	WOOD AND CHARCOAL	OTHER FUELS	TOTAL
MANUFACTURE OF FOOD PRODUCTS AND BEVERAGES.....	284	41	169	44,784	2,534	53,817	101,135
Production, processing and preserving of meat, fruit and vegetables	9	-	9	1,605	-	2,059	3,664
Manufacture of vegetable and animal oils and fats...	25	6	21	2,470	475	2,647	5,592
Manufacture of dairy products	3	-	2	881	-	1,091	1,971
Manufacture of grain mill products	63	-	37	9,598	-	552	10,150
Manufacture of prepared animal feeds	3	-	1	22	-	120	141
Manufacture of bakery products	126	29	61	6,484	389	2,770	9,642
Manufacture of sugar and sugar confectionery	10	4	6	5,630	1,451	13,345	20,426
Manufacture of macaroni and spaghetti.....	5	-	4	1,915	-	830	2,745
Manufacture of food products n.e.c.	9	2	8	366	219	3,123	3,708
Distilling, rectifying and blending of spirits	12	-	3	2,235	-	584	2,819
Manufacture of wines	2	-	2	83	-	101	184
Manufacture of malt liquors and malt	7	-	6	8,438	-	20,630	29,068
Manufacture of soft drinks & production of mineral waters	10	-	9	5,056	-	5,967	11,023
MANUFACTURE OF TOBACCO PRODUCTS	1	-	1	716	-	5	721
Manufacture of tobacco products.....	1	-	1	716	-	5	721
MANUFACTURE OF TEXTILES	38	-	28	35,129	-	16,933	52,062
Spinning, weaving and finishing of textiles	29	-	22	33,828	-	16,806	50,634
Manufacture of cordage, rope, twine and netting	2	-	2	1,258	-	114	1,372
Knitting mills	7	-	4	43	-	13	56
MANUFACTURE OF WEARING APPAREL, EXCEPT FUR APPAREL....	32	1	12	559	2	84	645
Manufacture of wearing apparel except fur apparel...	32	1	12	559	2	84	645
TANNING AND DRESSING OF LEATHER; MANUFACTURE OF FOOTWEAR, LUGGAGE AND HANDBAGS	56	2	35	6,693	35	3,142	9,870
Tanning and dressing of leather, luggage and handbags	15	1	9	2,341	2	2,600	4,944
Manufacture of footwear.....	41	1	26	4,352	33	542	4,926
MANUFACTURE OF WOOD AND OF PRODUCTS OF WOOD AND CORK, EXCEPT FURNITURE	16	3	12	2,123	19	2,405	4,547
Manufacture of wood and of products of wood and cork, except furniture.....	16	3	12	2,123	19	2,405	4,547
MANUFACTURE OF PAPER, PAPER PRODUCTS AND PRINTING.....	73	1	49	4,660	-	7,422	12,082
Manufacture of paper and paper products.....	7	-	4	3,117	-	5,984	9,101
Publishing and printing services.....	66	1	45	1,542	-	1,438	2,981
MANUFACTURE OF CHEMICALS AND CHEMICAL PRODUCTS.....	45	5	21	4,676	32	7,460	12,168
Manufacture of basic chemicals, except fertilizers and nitrogen compounds.....	6	1	4	2,445	9	4,074	6,528
Manufacture of paints, varnishes and mastics	8	-	3	422	-	185	608

NUMBER OF ESTABLISHMENTS AND COST OF ENERGY CONSUMED BY INDUSTRIAL GROUP
PUBLIC AND PRIVATE - 2002/2003 (1995 E.F.Y)

TABLE 4.55 (Contd..)

INDUSTRIAL GROUP	NO. OF ESTABLISHMENTS BY TYPE OF ENERGY CONSUMED			TOTAL COST OF ENERGY CONSUMED (IN '000 BIRR)			
	ELECTR- ICITY	WOOD AND CHARCOAL	OTHER FUELS	ELECTRICITY	WOOD AND CHARCOAL	OTHER FUELS	TOTAL
Manufacture of pharmaceuticals, medicinal chemicals and botanical products.....	6	-	5	712	-	1,129	1,841
Manufacture of soap and detergents cleaning and polishing, perfumes and toilet preparations.....	19	4	8	935	23	2,065	3,023
Manufacture of chemical products n.e.c.	6	-	1	162	-	6	168
MANUFACTURE OF RUBBER AND PLASTIC PROCDUCTS.....	41	-	28	10,661	-	10,273	20,934
Manufacture of rubber products.....	5	-	3	2,938	-	8,634	11,571
Manufacture of plastic products.....	36	-	25	7,723	-	1,640	9,362
MANUFACTURE OF OTHER NON-METALLIC MINERAL PRODUCTS ...	110	9	80	43,379	127	217,286	260,792
Manufacture of glass and glass products.....	2	-	1	628	-	95	723
Manufacture of structural clay products	6	2	5	734	21	4,640	5,394
Manufacture of cement, lime and plaster	9	1	7	38,724	3	208,416	247,144
Manufacture of articles of concrete, cement and plaster	78	6	51	596	103	1,466	2,166
Manufacture of non-metallic mineral products n.e.c..	15	-	16	2,697	-	2,669	5,366
MANUFACTURE OF BASIC IRON AND STEEL.....	9	1	9	2,654	927	2,923	6,504
Manufacture of basic iron and steel.....	9	1	9	2,654	927	2,923	6,504
MANUFACTURE OF FABRICATED METAL PRODUCTS EXCEPT MACHINERY AND EQUIPMENT	71	5	53	3,271	21	5,694	8,986
Manufacture of structural metal products, tanks, reservoirs and containers of metal	41	-	28	969	-	2,623	3,592
Manufacture of cutlery, hand tools and general hardware	10	2	9	319	1	244	564
Manufacture of other fabricated metal products	20	3	16	1,983	20	2,827	4,830
MANUFACTURE OF MACHINERY AND EQUIPMENT N.E.C.	10	-	6	134	-	52	186
Manufacture of pumps, compressors, taps and valves..	-	-	-	-	-	-	-
Manufacture of ovens, furnaces and furnace burners..	5	-	3	102	-	16	118
Manufacture of other general purpose machinery.....	-	-	-	-	-	-	-
Manufacture of machinery for food and beverage processing	4	-	2	14	-	8	22
Manufacture of accumulators, primary cells and and primary batteries	1	-	1	17	-	28	45
MANUFACTURE OF MOTOR VEHICLES, TRAILERS & SEMI-TRAILERS	8	-	6	1,139	-	1,176	2,314
Manufacture of bodies for motor vehicles.....	7	-	5	1,106	-	1,131	2,237
Manufacture of parts and accessories for motor vehicles and their engines.....	1	-	1	33	-	45	78
MANUFACTURE OF FURNITURE; MANUFACTURING N.E.C.	157	2	119	1,623	15	575	2,213
Manufacture of furniture; manufacturing n.e.c.....	157	2	119	1,623	15	575	2,213
T O T A L	951	70	628	162,200	3,712	329,246	495,158

NUMBER OF ESTABLISHMENTS AND COST OF ENERGY CONSUMED BY INDUSTRIAL GROUP
PUBLIC - 2002/2003 (1995 E.F.Y)

TABLE 4.56

INDUSTRIAL GROUP	NO. OF ESTABLISHMENTS BY TYPE OF ENERGY CONSUMED			TOTAL COST OF ENERGY CONSUMED (IN '000 BIRR)			
	ELECTR- ICITY	WOOD AND CHARCOAL	OTHER FUELS	ELECTRICITY	WOOD AND CHARCOAL	OTHER FUELS	TOTAL
MANUFACTURE OF FOOD PRODUCTS AND BEVERAGES.....	42	2	33	26,912	1,888	37,530	66,331
Production, processing and preserving of meat, fruit and vegetables	3	-	3	912	-	622	1,535
Manufacture of vegetable and animal oils and fats...	5	1	6	1,802	443	2,452	4,697
Manufacture of dairy products	1	-	1	532	-	716	1,248
Manufacture of grain mill products	7	-	4	2,931	-	167	3,098
Manufacture of prepared animal feeds	1	-	-	4	-	-	4
Manufacture of bakery products	5	-	3	3,705	-	1,006	4,711
Manufacture of sugar and sugar confectionery	4	1	4	5,611	1,445	13,344	20,400
Manufacture of macaroni and spaghetti.....	3	-	3	1,557	-	829	2,386
Manufacture of food products n.e.c.	1	-	1	105	-	192	297
Distilling, rectifying and blending of spirits	4	-	-	2,158	-	-	2,158
Manufacture of wines	2	-	2	83	-	101	184
Manufacture of malt liquors and malt	4	-	4	5,202	-	16,375	21,578
Manufacture of soft drinks & production of mineral waters	2	-	2	2,309	-	1,726	4,035
MANUFACTURE OF TOBACCO PRODUCTS	1	-	1	716	-	5	721
Manufacture of tobacco products.....	1	-	1	716	-	5	721
MANUFACTURE OF TEXTILES	20	-	16	27,130	-	15,139	42,268
Spinning, weaving and finishing of textiles	18	-	14	25,871	-	15,025	40,896
Manufacture of cordage, rope, twine and netting	2	-	2	1,258	-	114	1,372
Knitting mills	-	-	-	-	-	-	-
MANUFACTURE OF WEARING APPAREL, EXCEPT FUR APPAREL....	4	1	2	197	2	14	213
Manufacture of wearing apparel except fur apparel...	4	1	2	197	2	14	213
TANNING AND DRESSING OF LEATHER; MANUFACTURE OF FOOTWEAR, LUGGAGE AND HANDBAGS	7	-	5	1,827	-	1,694	3,521
Tanning and dressing of leather, luggage and handbags	4	-	3	1,092	-	1,542	2,635
Manufacture of footwear.....	3	-	2	735	-	151	886
MANUFACTURE OF WOOD AND OF PRODUCTS OF WOOD AND CORK, EXCEPT FURNITURE	6	3	5	2,042	19	2,395	4,456
Manufacture of wood and of products of wood and cork, except furniture.....	6	3	5	2,042	19	2,395	4,456
MANUFACTURE OF PAPER, PAPER PRODUCTS AND PRINTING.....	10	-	9	3,659	-	6,573	10,232
Manufacture of paper and paper products.....	2	-	1	2,897	-	5,537	8,434
Publishing and printing services.....	8	-	8	762	-	1,036	1,798
MANUFACTURE OF CHEMICALS AND CHEMICAL PRODUCTS.....	11	1	8	3,046	9	5,248	8,303
Manufacture of basic chemicals, except fertilizers and nitrogen compounds.....	4	1	3	2,165	9	4,073	6,247
Manufacture of paints, varnishes and mastics	2	-	2	290	-	109	400

NUMBER OF ESTABLISHMENTS AND COST OF ENERGY CONSUMED BY INDUSTRIAL GROUP
PUBLIC - 2002/2003 (1995 E.F.Y)

TABLE 4.56 (Contd..)

INDUSTRIAL GROUP	NO. OF ESTABLISHMENTS BY TYPE OF ENERGY CONSUMED			TOTAL COST OF ENERGY CONSUMED (IN '000 BIRR)			
	ELECTR- ICITY	WOOD AND CHARCOAL	OTHER FUELS	ELECTRICITY	WOOD AND CHARCOAL	OTHER FUELS	TOTAL
Manufacture of pharmaceuticals, medicinal chemicals and botanical products.....	1	-	1	336	-	551	887
Manufacture of soap and detergents cleaning and polishing, perfumes and toilet preparations.....	2	-	1	237	-	508	745
Manufacture of chemical products n.e.c.	2	-	1	18	-	6	24
MANUFACTURE OF RUBBER AND PLASTIC PROCDUCTS.....	6	-	6	4,026	-	8,676	12,702
Manufacture of rubber products.....	1	-	1	2,750	-	8,447	11,197
Manufacture of plastic products.....	5	-	5	1,276	-	229	1,505
MANUFACTURE OF OTHER NON-METALLIC MINERAL PRODUCTS ...	21	1	20	29,419	4	152,772	182,196
Manufacture of glass and glass products.....	1	-	1	624	-	95	719
Manufacture of structural clay products	3	-	3	634	-	4,639	5,274
Manufacture of cement, lime and plaster	5	-	4	26,066	-	144,427	170,492
Manufacture of articles of concrete, cement and plaster	7	1	7	259	4	1,398	1,661
Manufacture of non-metallic mineral products n.e.c..	5	-	5	1,837	-	2,214	4,051
MANUFACTURE OF BASIC IRON AND STEEL.....	3	1	3	2,257	927	2,226	5,411
Manufacture of basic iron and steel.....	3	1	3	2,257	927	2,226	5,411
MANUFACTURE OF FABRICATED METAL PRODUCTS EXCEPT MACHINERY AND EQUIPMENT	5	1	5	2,246	8	4,804	7,058
Manufacture of structural metal products, tanks, reservoirs and containers of metal	1	-	1	557	-	2,316	2,873
Manufacture of cutlery, hand tools and general hardware	2	-	2	161	-	88	249
Manufacture of other fabricated metal products	2	1	2	1,528	8	2,400	3,936
MANUFACTURE OF MACHINERY AND EQUIPMENT N.E.C.	-	-	-	-	-	-	-
Manufacture of pumps, compressors, taps and valves..	-	-	-	-	-	-	-
Manufacture of ovens, furnaces and furnace burners..	-	-	-	-	-	-	-
Manufacture of other general purpose machinery.....	-	-	-	-	-	-	-
Manufacture of machinery for food and beverage processing	-	-	-	-	-	-	-
Manufacture of accumulators, primary cells and and primary batteries	-	-	-	-	-	-	-
MANUFACTURE OF MOTOR VEHICLES, TRAILERS & SEMI-TRAILERS	3	-	2	272	-	599	871
Manufacture of bodies for motor vehicles.....	3	-	2	272	-	599	871
Manufacture of parts and accessories for motor vehicles and their engines.....	-	-	-	-	-	-	-
MANUFACTURE OF FURNITURE; MANUFACTURING N.E.C.	6	-	6	148	-	227	375
Manufacture of furniture; manufacturing n.e.c.....	6	-	6	148	-	227	375
T O T A L	145	10	121	103,897	2,857	237,903	344,657

NUMBER OF ESTABLISHMENTS AND COST OF ENERGY CONSUMED BY INDUSTRIAL GROUP
PRIVATE - 2002/2003 (1995 E.F.Y)

TABLE 4.57

INDUSTRIAL GROUP	NO. OF ESTABLISHMENTS BY TYPE OF ENERGY CONSUMED			TOTAL COST OF ENERGY CONSUMED (IN '000 BIRR)			
	ELECTR- ICITY	WOOD AND CHARCOAL	OTHER FUELS	ELECTRICITY	WOOD AND CHARCOAL	OTHER FUELS	TOTAL
MANUFACTURE OF FOOD PRODUCTS AND BEVERAGES.....	242	39	136	17,872	645	16,287	34,804
Production, processing and preserving of meat, fruit and vegetables	6	-	6	693	-	1,437	2,130
Manufacture of vegetable and animal oils and fats...	20	5	15	669	31	195	895
Manufacture of dairy products	2	-	1	348	-	375	723
Manufacture of grain mill products	56	-	33	6,667	-	385	7,052
Manufacture of prepared animal feeds	2	-	1	17	-	120	137
Manufacture of bakery products	121	29	58	2,779	389	1,764	4,931
Manufacture of sugar and sugar confectionery	6	3	2	19	6	1	26
Manufacture of macaroni and spaghetti.....	2	-	1	358	-	1	359
Manufacture of food products n.e.c.	8	2	7	261	219	2,931	3,411
Distilling, rectifying and blending of spirits	8	-	3	77	-	584	661
Manufacture of wines	-	-	-	-	-	-	-
Manufacture of malt liquors and malt	3	-	2	3,236	-	4,255	7,490
Manufacture of soft drinks & production of mineral waters	8	-	7	2,748	-	4,241	6,988
MANUFACTURE OF TOBACCO PRODUCTS	-	-	-	-	-	-	-
Manufacture of tobacco products.....	-	-	-	-	-	-	-
MANUFACTURE OF TEXTILES	18	-	12	8,000	-	1,794	9,794
Spinning, weaving and finishing of textiles	11	-	8	7,957	-	1,781	9,738
Manufacture of cordage, rope, twine and netting	-	-	-	-	-	-	-
Knitting mills	7	-	4	43	-	13	56
MANUFACTURE OF WEARING APPAREL, EXCEPT FUR APPAREL....	28	-	10	362	-	70	432
Manufacture of wearing apparel except fur apparel...	28	-	10	362	-	70	432
TANNING AND DRESSING OF LEATHER; MANUFACTURE OF FOOTWEAR, LUGGAGE AND HANDBAGS	49	2	30	4,866	35	1,448	6,349
Tanning and dressing of leather,luggage and handbags	11	1	6	1,249	2	1,058	2,309
Manufacture of footwear.....	38	1	24	3,616	33	390	4,040
MANUFACTURE OF WOOD AND OF PRODUCTS OF WOOD AND CORK, EXCEPT FURNITURE	10	-	7	81	-	10	91
Manufacture of wood and of products of wood and cork, except furniture.....	10	-	7	81	-	10	91
MANUFACTURE OF PAPER, PAPER PRODUCTS AND PRINTING.....	63	1	40	1,001	-	849	1,851
Manufacture of paper and paper products.....	5	-	3	220	-	447	668
Publishing and printing services.....	58	1	37	781	-	402	1,183
MANUFACTURE OF CHEMICALS AND CHEMICAL PRODUCTS.....	34	4	13	1,630	23	2,212	3,864
Manufacture of basic chemicals, except fertilizers and nitrogen compounds.....	2	-	1	279	-	1	280
Manufacture of paints, varnishes and mastics	6	-	1	132	-	76	208

NUMBER OF ESTABLISHMENTS AND COST OF ENERGY CONSUMED BY INDUSTRIAL GROUP
PRIVATE - 2002/2003 (1995 E.F.Y)

TABLE 4.57 (Contd..)

INDUSTRIAL GROUP	NO. OF ESTABLISHMENTS BY TYPE OF ENERGY CONSUMED			TOTAL COST OF ENERGY CONSUMED (IN '000 BIRR)			
	ELECTR- ICITY	WOOD AND CHARCOAL	OTHER FUELS	ELECTRICITY	WOOD AND CHARCOAL	OTHER FUELS	TOTAL
Manufacture of pharmaceuticals, medicinal chemicals and botanical products.....	5	-	4	377	-	578	954
Manufacture of soap and detergents cleaning and polishing, perfumes and toilet preparations.....	17	4	7	698	23	1,557	2,278
Manufacture of chemical products n.e.c.	4	-	-	144	-	-	144
MANUFACTURE OF RUBBER AND PLASTIC PROCDUCTS.....	35	-	22	6,635	-	1,597	8,232
Manufacture of rubber products.....	4	-	2	188	-	187	375
Manufacture of plastic products.....	31	-	20	6,447	-	1,410	7,857
MANUFACTURE OF OTHER NON-METALLIC MINERAL PRODUCTS ...	89	8	60	13,960	123	64,514	78,597
Manufacture of glass and glass products.....	1	-	-	4	-	-	4
Manufacture of structural clay products	3	2	2	100	21	1	121
Manufacture of cement, lime and plaster	4	1	3	12,658	3	63,990	76,651
Manufacture of articles of concrete, cement and plaster	71	5	44	337	99	69	505
Manufacture of non-metallic mineral products n.e.c..	10	-	11	860	-	455	1,315
MANUFACTURE OF BASIC IRON AND STEEL.....	6	-	6	397	-	696	1,093
Manufacture of basic iron and steel.....	6	-	6	397	-	696	1,093
MANUFACTURE OF FABRICATED METAL PRODUCTS EXCEPT MACHINERY AND EQUIPMENT	66	4	48	1,025	13	889	1,927
Manufacture of structural metal products, tanks, reservoirs and containers of metal	40	-	27	412	-	307	719
Manufacture of cutlery, hand tools and general hardware	8	2	7	158	1	156	315
Manufacture of other fabricated metal products	18	2	14	455	12	427	894
MANUFACTURE OF MACHINERY AND EQUIPMENT N.E.C.	10	-	6	134	-	52	186
Manufacture of pumps, compressors, taps and valves..	-	-	-	-	-	-	-
Manufacture of ovens, furnaces and furnace burners..	5	-	3	102	-	16	118
Manufacture of other general purpose machinery.....	-	-	-	-	-	-	-
Manufacture of machinery for food and beverage processing	4	-	2	14	-	8	22
Manufacture of accumulators, primary cells and and primary batteries	1	-	1	17	-	28	45
MANUFACTURE OF MOTOR VEHICLES, TRAILERS & SEMI-TRAILERS	5	-	4	867	-	577	1,444
Manufacture of bodies for motor vehicles.....	4	-	3	834	-	532	1,366
Manufacture of parts and accessories for motor vehicles and their engines.....	1	-	1	33	-	45	78
MANUFACTURE OF FURNITURE; MANUFACTURING N.E.C.	151	2	113	1,475	15	348	1,838
Manufacture of furniture; manufacturing n.e.c.....	151	2	113	1,475	15	348	1,838
T O T A L	806	60	507	58,303	855	91,343	150,501

PRODUCTION OF MAJOR MANUFACTURED ARTICLES FOR REPORTING ESTABLISHMENTS
BY INDUSTRIAL GROUP - 2002/2003 (1995 E.F.Y)

TABLE 4.58

NAME OF PRODUCT	UNIT	QUANTITY PRODUCED	AVERAGE PRODUCER'S PRICE PER UNIT (IN BIRR)
FOOD AND BEVERAGE			
Meat	TONS	849	22,451.43
Vegetable Soup	"	55	13,850.00
Zigin and Shiro wet	"	2,465	15,075.00
Orange Juice	"	62	13,120.00
Marmalade	"	144	10,000.00
Tomato Paste	"	2,876	11,383.33
Milk Pasturized	H.L.	107,469	342.67
Butter and Ghee	TONS	180	24,412.50
Cheese	"	140	14,450.00
Edible Oil	"	8,027	9,559.17
Oil Cakes	"	14,149	462.59
Flour (Wheat)	"	136,669	2,488.79
Flour (Others)	"	881	1,553.90
Fafa, Dube, Edget, Meten	"	15,379	11,123.76
Macaroni and Pasta	"	30,239	4,414.64
Biscuits	"	5,639	26,856.00
Galetta	"	1,509	5,088.80
Bread	"	20,747	4,255.62
Coffee (milled)	"	115	25,533.33
Sugar	"	268,008	4,047.23
Tea	"	4,976	18,100.00
Molasses	"	50,402	42.75
Sweets	"	992	8,077.00
Animal Feed	"	6,567	926.27
Beer	H.L.	2,123,200	481.33
Wine	"	32,006	2,061.13
Liquors	"	41,538	1,595.77
Alcohol	"	12,878	700.00
Lemonade	"	845,354	628.20
Mineral Water	"	432,600	210.86
Malt	TONS	14,665	3,986.90
TOBACCO			
Cigarettes	('000 PCS)	1,511,028	97.50
TEXTILES			
Lint Cotton	TONS	20,052	8,281.00
Cotton Fabrics	('000 SQ.M)	41,310	7,402.14
Nylon Fabrics	"	1,424	7,718.00
Acrylic Yarn	TONS	1,120	29,100.00
Cotton Yarn	"	5,467	22,122.22
Woolen Fabrics	SQ.M	-	-
Blanket (Woolen)	('000 SQ.M)	1,986	30,890.00
Blanket (Waste Cotton)	PCS	90,311	65.25
Blanket (Others)	PCS	259,789	81.71
Bed sheet	PCS	161,497	45.87
Shirts	DOZEN	11,793	426.28
Carpets	SQ.M	2,000	168.82
Gunny Bags	TONS	3,960	9,267.14
Hosieries	DOZEN	29,262	55.13
Wearing Apparel (Except Leather)	"	134,427	1,638.99
Wearing Apparel (Leather)	PCS	12,689	722.12
Sweater	DOZEN	2,015	417.60
Sewing Thread	TONS	1	56,640.00
Embroidery Thread	"	1	43,860.00
Jano Thread	"	5	104,000.00

PRODUCTION OF MAJOR MANUFACTURED ARTICLES FOR REPORTING ESTABLISHMENTS
BY INDUSTRIAL GROUP - 2002/2003 (1995 E.F.Y)

TABLE 4.58 (contd.)

NAME OF PRODUCT	UNIT	QUANTITY PRODUCED	AVERAGE PRODUCE PRICE PER UNIT
LEATHER AND FOOTWEAR			
Leather Shoes and Boots	PAIRS	866,994	75.55
Canvas and Rubber Shoes	"	281,625	42.27
Plastic Footwear	"	5,989,671	8.46
Leather Upper and Lining	('000 SQ.M)	520	52,857.14
Leather Sole	PAIRS	3,793	16.10
Semi Processed Skins	('000 PCS)	12,797	34,911.29
Leather Garment	('000 SQ.FT.)	6,654	18,132.86
Plastic Sole	PAIRS	3,443,200	10.51
Crust Hides and Wet Blue Hides	('000 SQ.FT.)	13,094	5,737.14
WOOD			
Timber	CUB. M	5,891	2,985.59
Plywood	"	1,168	7,092.00
Particle Board	"	2,231	2,516.67
PAPER AND PRINTING			
Paper	TONS	6,880	10,047.48
Boxing Paper	TONS	1,373	7,230.00
CHEMICAL			
Foam	CUB. M	109,645	809.09
Soap	TONS	11,632	9,352.27
Carbon Dioxide	"	1,306	4,210.00
Oxygen	CUB.M	244,530	13.98
Plastic Crates	('000 PCS)	301	31,162.73
Paints	('000 LTR)	8,394	34,250.45
Vaseline	TONS	21	18,066.00
Paraffine	TONS	759	32,875.43
Varnishes and Lacquers	('000 LTR)	251	17,727.14
Capsules	('000 PCS)	235,031	179.16
Tablets	"	434,632	135.93
Antibiotics	"	7,190	2,130.00
Syrup	('000 LTR)	668	26,885.00
Ointment	TONS	37	126,470.00
Injection of 100 A	('000 PCS)	18,944	453.49
Tyres	PCS	191,309	902.71
Tubes	"	64,550	57.99
Electric Wires	('000 METERS)	3,073	650.00
Polythelene Products	TONS	11,209	17,325.66
Candles	"	614	12,804.33
Ball Pen	('000 PCS)	1,654	350.00
NON-METALLIC MINERAL PRODUCTS			
Cement	TONS	890,181	826.83
Cement Blocks	('000 PCS)	9,810	2,199.33
Cement Tubes	('000 PCS)	157	40,940.18
Cement Floor Tiles	SQ.M	395,916	70.15
Bricks of Clay	('000 PCS)	20,961	650.00
Lime	TONS	10,532	627.07
Glasses	('000 PCS)	-	-
Gravel	CUB. M	94,956	83.93
Marble	SQ.M.	128,918	228.51
Glass Bottles	('000 PCS)	2,647	1,748.00
METAL			
Iron Bars	TONS	8,941	5,863.55
Wires	"	409	7,308.33
Nails	"	5,330	5,325.56
Iron Sheets	"	30,688	8,803.00
Crown Cork	('000 GROSS)	3,346	7,180.00
Motor Vehicle Spring	TONS	319	12,455.00
Metalic Door	SQ.M.	8,796	365.72
Metalic Windows	SQ.M.	7,423	320.86

NUMBER OF ESTABLISHMENTS AND TOTAL REVENUE FROM SALES BY INDUSTRIAL GROUP
PUBLIC AND PRIVATE - 2002/2003 (1995 E.F.Y)

TABLE 4.59

INDUSTRIAL GROUP	NO. OF ESTABLISHMENTS			REVENUE FROM SALES (IN '000 BIRR')		
	PUBLIC	PRIVATE	TOTAL	PUBLIC	PRIVATE	TOTAL
MANUFACTURE OF FOOD PRODUCTS AND BEVERAGES.....	43	245	288	2,385,634	1,136,924	3,522,558
Production, processing and preserving of meat, fruit and vegetables	3	6	9	50,376	71,841	122,216
Manufacture of vegetable and animal oils and fats...	6	21	27	93,095	9,743	102,838
Manufacture of dairy products	1	2	3	16,533	32,313	48,847
Manufacture of grain mill products	7	56	63	189,957	254,752	444,709
Manufacture of prepared animal feeds	1	2	3	2,808	2,643	5,451
Manufacture of bakery products	5	122	127	90,933	110,894	201,826
Manufacture of sugar and sugar confectionery	4	6	10	1,159,472	558	1,160,030
Manufacture of macaroni and spaghetti.....	3	2	5	97,987	9,190	107,177
Manufacture of food products n.e.c.	1	9	10	12,643	71,346	83,989
Distilling, rectifying and blending of spirits	4	8	12	56,620	19,787	76,407
Manufacture of wines	2	-	2	37,862	-	37,862
Manufacture of malt liquors and malt	4	3	7	499,831	166,079	665,910
Manufacture of soft drinks & production of mineral waters	2	8	10	77,517	387,778	465,295
MANUFACTURE OF TOBACCO PRODUCTS	1	-	1	213,245	-	213,245
Manufacture of tobacco products.....	1	-	1	213,245	-	213,245
MANUFACTURE OF TEXTILES	20	18	38	495,082	198,844	693,926
Spinning, weaving and finishing of textiles	18	11	29	449,440	195,696	645,135
Manufacture of cordage, rope, twine and netting	2	-	2	45,642	-	45,642
Knitting mills	-	7	7	-	3,148	3,148
MANUFACTURE OF WEARING APPAREL, EXCEPT FUR APPAREL....	4	28	32	16,787	38,710	55,497
Manufacture of wearing apparel except fur apparel....	4	28	32	16,787	38,710	55,497
TANNING AND DRESSING OF LEATHER; MANUFACTURE OF FOOTWEAR, LUGGAGE AND HANDBAGS	7	49	56	294,783	443,860	738,643
Tanning and dressing of leather, luggage and handbags	4	11	15	232,740	342,574	575,315
Manufacture of footwear.....	3	38	41	62,043	101,286	163,329
MANUFACTURE OF WOOD AND OF PRODUCTS OF WOOD AND CORK, EXCEPT FURNITURE	7	10	17	59,462	1,436	60,898
Manufacture of wood and of products of wood and cork, except furniture.....	7	10	17	59,462	1,436	60,898
MANUFACTURE OF PAPER, PAPER PRODUCTS AND PRINTING.....	10	63	73	268,965	159,858	428,823
Manufacture of paper and paper products.....	2	5	7	86,283	53,084	139,367
Publishing and printing services.....	8	58	66	182,682	106,775	289,457
MANUFACTURE OF CHEMICALS AND CHEMICAL PRODUCTS.....	11	34	45	235,528	274,585	510,113
Manufacture of basic chemicals, except fertilizers and nitrogen compounds.....	4	2	6	46,588	7,936	54,524
Manufacture of paints, varnishes and mastics	2	6	8	62,340	101,063	163,403

NUMBER OF ESTABLISHMENTS AND TOTAL REVENUE FROM SALES BY INDUSTRIAL GROUP
PUBLIC AND PRIVATE - 2002/2003 (1995 E.F.Y)

TABLE 4.59 (Contd..)

INDUSTRIAL GROUP	NO. OF ESTABLISHMENTS			REVENUE FROM SALES (IN '000 BIRR)		
	PUBLIC	PRIVATE	TOTAL	PUBLIC	PRIVATE	TOTAL
Manufacture of pharmaceuticals, medicinal chemicals and botanical products.....	1	5	6	80,384	38,034	118,418
Manufacture of soap and detergents cleaning and polishing, perfumes and toilet preparations.....	2	17	19	42,915	112,611	155,526
Manufacture of chemical products n.e.c.	2	4	6	3,301	14,941	18,242
MANUFACTURE OF RUBBER AND PLASTIC PRODUCTS.....	6	35	41	256,707	230,668	487,375
Manufacture of rubber products.....	1	4	5	182,506	6,834	189,340
Manufacture of plastic products.....	5	31	36	74,202	223,834	298,035
MANUFACTURE OF OTHER NON-METALLIC MINERAL PRODUCTS ...	21	94	115	716,377	266,621	982,997
Manufacture of glass and glass products.....	1	1	2	12,923	248	13,171
Manufacture of structural clay products	3	3	6	14,134	939	15,073
Manufacture of cement, lime and plaster	5	4	9	612,719	217,685	830,404
Manufacture of articles of concrete, cement and plaster	7	73	80	20,815	21,458	42,273
Manufacture of non-metallic mineral products n.e.c..	5	13	18	55,786	26,291	82,077
MANUFACTURE OF BASIC IRON AND STEEL.....	3	7	10	163,180	201,219	364,400
Manufacture of basic iron and steel.....	3	7	10	163,180	201,219	364,400
MANUFACTURE OF FABRICATED METAL PRODUCTS EXCEPT MACHINERY AND EQUIPMENT	5	68	73	112,288	83,641	195,929
Manufacture of structural metal products, tanks, reservoirs and containers of metal	1	41	42	45,821	33,162	78,983
Manufacture of cutlery, hand tools and general hardware	2	9	11	11,764	20,664	32,428
Manufacture of other fabricated metal products	2	18	20	54,702	29,815	84,517
MANUFACTURE OF MACHINERY AND EQUIPMENT N.E.C.	-	10	10	-	8,058	8,058
Manufacture of pumps, compressors, taps and valves..	-	-	-	-	-	-
Manufacture of ovens, furnaces and furnace burners..	-	5	5	-	6,394	6,394
Manufacture of other general purpose machinery.....	-	-	-	-	-	-
Manufacture of machinery for food and beverage processing	-	4	4	-	681	681
Manufacture of accumulators, primary cells and and primary batteries	-	1	1	-	983	983
MANUFACTURE OF MOTOR VEHICLES, TRAILERS & SEMI-TRAILERS	3	5	8	31,839	92,094	123,933
Manufacture of bodies for motor vehicles.....	3	4	7	31,839	92,094	123,933
Manufacture of parts and accessories for motor vehicles and their engines.....	-	1	1	-	-	-
MANUFACTURE OF FURNITURE; MANUFACTURING N.E.C.	6	152	158	8,355	115,902	124,257
Manufacture of furniture; manufacturing n.e.c.....	6	152	158	8,355	115,902	124,257
T O T A L	147	818	965	5,258,232	3,252,420	8,510,652

REVENUE FROM SALES BY SOURCE AND INDUSTRIAL GROUP - PUBLIC AND PRIVATE
2002/2003 (1995 E.F.Y)

TABLE 4.60

(IN '000 BIRR)

INDUSTRIAL GROUP	REVENUE FROM SALES		
	LOCAL	EXPORT	TOTAL
MANUFACTURE OF FOOD PRODUCTS AND BEVERAGES.....	3,311,252	211,306	3,522,558
Production, processing and preserving of meat, fruit and vegetables	117,786	4,430	122,216
Manufacture of vegetable and animal oils and fats...	101,298	1,540	102,838
Manufacture of dairy products	48,847	-	48,847
Manufacture of grain mill products	444,709	-	444,709
Manufacture of prepared animal feeds	5,451	-	5,451
Manufacture of bakery products	201,826	-	201,826
Manufacture of sugar and sugar confectionery	988,639	171,391	1,160,030
Manufacture of macaroni and spaghetti.....	107,177	-	107,177
Manufacture of food products n.e.c.	52,541	31,449	83,989
Distilling, rectifying and blending of spirits	76,407	-	76,407
Manufacture of wines	37,633	229	37,862
Manufacture of malt liquors and malt	663,756	2,155	665,910
Manufacture of soft drinks & production of mineral waters	465,182	113	465,295
MANUFACTURE OF TOBACCO PRODUCTS	213,245	-	213,245
Manufacture of tobacco products.....	213,245	-	213,245
MANUFACTURE OF TEXTILES	574,266	119,660	693,926
Spinning, weaving and finishing of textiles	525,475	119,660	645,135
Manufacture of cordage, rope, twine and netting	45,642	-	45,642
Knitting mills	3,148	-	3,148
MANUFACTURE OF WEARING APPAREL, EXCEPT FUR APPAREL....	55,441	56	55,497
Manufacture of wearing apparel except fur apparel...	55,441	56	55,497
TANNING AND DRESSING OF LEATHER; MANUFACTURE OF FOOTWEAR, LUGGAGE AND HANDBAGS	228,144	510,499	738,643
Tanning and dressing of leather, luggage and handbags	72,905	502,409	575,315
Manufacture of footwear.....	155,239	8,090	163,329
MANUFACTURE OF WOOD AND OF PRODUCTS OF WOOD AND CORK, EXCEPT FURNITURE	60,898	-	60,898
Manufacture of wood and of products of wood and cork, except furniture.....	60,898	-	60,898
MANUFACTURE OF PAPER, PAPER PRODUCTS AND PRINTING.....	428,823	-	428,823
Manufacture of paper and paper products.....	139,367	-	139,367
Publishing and printing services.....	289,457	-	289,457
MANUFACTURE OF CHEMICALS AND CHEMICAL PRODUCTS.....	510,113	-	510,113
Manufacture of basic chemicals, except fertilizers and nitrogen compounds.....	54,524	-	54,524
Manufacture of paints, varnishes and mastics	163,403	-	163,403

REVENUE FROM SALES BY SOURCE AND INDUSTRIAL GROUP - PUBLIC AND PRIVATE
2002/2003 (1995 E.F.Y)

TABLE 4.60 (Contd..)

(IN '000 BIRR)

INDUSTRIAL GROUP	REVENUE FROM SALES		
	LOCAL	EXPORT	TOTAL
Manufacture of pharmaceuticals, medicinal chemicals and botanical products.....	118,418	-	118,418
Manufacture of soap and detergents cleaning and polishing, perfumes and toilet preparations.....	155,526	-	155,526
Manufacture of chemical products n.e.c.	18,242	-	18,242
MANUFACTURE OF RUBBER AND PLASTIC PROCDUCTS.....	487,375	-	487,375
Manufacture of rubber products.....	189,340	-	189,340
Manufacture of plastic products.....	298,035	-	298,035
MANUFACTURE OF OTHER NON-METALLIC MINERAL PRODUCTS ...	977,380	5,617	982,997
Manufacture of glass and glass products.....	13,171	-	13,171
Manufacture of structural clay products	15,073	-	15,073
Manufacture of cement, lime and plaster	830,404	-	830,404
Manufacture of articles of concrete, cement and plaster	42,273	-	42,273
Manufacture of non-metallic mineral products n.e.c..	76,460	5,617	82,077
MANUFACTURE OF BASIC IRON AND STEEL.....	364,400	-	364,400
Manufacture of basic iron and steel.....	364,400	-	364,400
MANUFACTURE OF FABRICATED METAL PRODUCTS EXCEPT MACHINERY AND EQUIPMENT	195,929	-	195,929
Manufacture of structural metal products, tanks, reservoirs and containers of metal	78,983	-	78,983
Manufacture of cutlery, hand tools and general hardware	32,428	-	32,428
Manufacture of other fabricated metal products	84,517	-	84,517
MANUFACTURE OF MACHINERY AND EQUIPMENT N.E.C.	8,058	-	8,058
Manufacture of pumps, compressors, taps and valves..	-	-	-
Manufacture of ovens, furnaces and furnace burners..	6,394	-	6,394
Manufacture of other general purpose machinery.....	-	-	-
Manufacture of machinery for food and beverage processing	681	-	681
Manufacture of accumulators, primary cells and and primary batteries	983	-	983
MANUFACTURE OF MOTOR VEHICLES, TRAILERS & SEMI-TRAILERS	123,933	-	123,933
Manufacture of bodies for motor vehicles.....	123,933	-	123,933
Manufacture of parts and accessories for motor vehicles and their engines.....	-	-	-
MANUFACTURE OF FURNITURE; MANUFACTURING N.E.C.	124,257	-	124,257
Manufacture of furniture; manufacturing n.e.c.....	124,257	-	124,257
T O T A L	7,663,513	847,139	8,510,652

REVENUE FROM SALES BY SOURCE AND INDUSTRIAL GROUP - PUBLIC
2002/2003 (1995 E.F.Y)

TABLE 4.61

(IN '000 BIRR)

INDUSTRIAL GROUP	REVENUE FROM SALES		
	LOCAL	EXPORT	TOTAL
MANUFACTURE OF FOOD PRODUCTS AND BEVERAGES.....	2,202,638	182,996	2,385,634
Production, processing and preserving of meat, fruit and vegetables	50,376	-	50,376
Manufacture of vegetable and animal oils and fats...	91,555	1,540	93,095
Manufacture of dairy products	16,533	-	16,533
Manufacture of grain mill products	189,957	-	189,957
Manufacture of prepared animal feeds	2,808	-	2,808
Manufacture of bakery products	90,933	-	90,933
Manufacture of sugar and sugar confectionery	988,081	171,391	1,159,472
Manufacture of macaroni and spaghetti.....	97,987	-	97,987
Manufacture of food products n.e.c.	4,905	7,738	12,643
Distilling, rectifying and blending of spirits	56,620	-	56,620
Manufacture of wines	37,633	229	37,862
Manufacture of malt liquors and malt	497,846	1,986	499,831
Manufacture of soft drinks & production of mineral waters	77,404	113	77,517
MANUFACTURE OF TOBACCO PRODUCTS	213,245	-	213,245
Manufacture of tobacco products.....	213,245	-	213,245
MANUFACTURE OF TEXTILES	395,709	99,372	495,082
Spinning, weaving and finishing of textiles	350,067	99,372	449,440
Manufacture of cordage, rope, twine and netting	45,642	-	45,642
Knitting mills	-	-	-
MANUFACTURE OF WEARING APPAREL, EXCEPT FUR APPAREL....	16,787	-	16,787
Manufacture of wearing apparel except fur apparel...	16,787	-	16,787
TANNING AND DRESSING OF LEATHER; MANUFACTURE OF FOOTWEAR, LUGGAGE AND HANDBAGS	103,538	191,245	294,783
Tanning and dressing of leather, luggage and handbags	49,541	183,199	232,740
Manufacture of footwear.....	53,997	8,046	62,043
MANUFACTURE OF WOOD AND OF PRODUCTS OF WOOD AND CORK, EXCEPT FURNITURE	59,462	-	59,462
Manufacture of wood and of products of wood and cork, except furniture.....	59,462	-	59,462
MANUFACTURE OF PAPER, PAPER PRODUCTS AND PRINTING.....	268,965	-	268,965
Manufacture of paper and paper products.....	86,283	-	86,283
Publishing and printing services.....	182,682	-	182,682
MANUFACTURE OF CHEMICALS AND CHEMICAL PRODUCTS.....	235,528	-	235,528
Manufacture of basic chemicals, except fertilizers and nitrogen compounds.....	46,588	-	46,588
Manufacture of paints, varnishes and mastics	62,340	-	62,340

REVENUE FROM SALES BY SOURCE AND INDUSTRIAL GROUP - PUBLIC
2002/2003 (1995 E.F.Y)

TABLE 4.61 (Contd..)

(IN '000 BIRR)

INDUSTRIAL GROUP	REVENUE FROM SALES		
	LOCAL	EXPORT	TOTAL
Manufacture of pharmaceuticals, medicinal chemicals and botanical products.....	80,384	-	80,384
Manufacture of soap and detergents cleaning and polishing, perfumes and toilet preparations.....	42,915	-	42,915
Manufacture of chemical products n.e.c.	3,301	-	3,301
MANUFACTURE OF RUBBER AND PLASTIC PROCDUCTS.....	256,707	-	256,707
Manufacture of rubber products.....	182,506	-	182,506
Manufacture of plastic products.....	74,202	-	74,202
MANUFACTURE OF OTHER NON-METALLIC MINERAL PRODUCTS ...	716,377	-	716,377
Manufacture of glass and glass products.....	12,923	-	12,923
Manufacture of structural clay products	14,134	-	14,134
Manufacture of cement, lime and plaster	612,719	-	612,719
Manufacture of articles of concrete, cement and plaster	20,815	-	20,815
Manufacture of non-metallic mineral products n.e.c..	55,786	-	55,786
MANUFACTURE OF BASIC IRON AND STEEL.....	163,180	-	163,180
Manufacture of basic iron and steel.....	163,180	-	163,180
MANUFACTURE OF FABRICATED METAL PRODUCTS EXCEPT MACHINERY AND EQUIPMENT	112,288	-	112,288
Manufacture of structural metal products, tanks, reservoirs and containers of metal	45,821	-	45,821
Manufacture of cutlery, hand tools and general hardware	11,764	-	11,764
Manufacture of other fabricated metal products	54,702	-	54,702
MANUFACTURE OF MACHINERY AND EQUIPMENT N.E.C.	-	-	-
Manufacture of pumps, compressors, taps and valves..	-	-	-
Manufacture of ovens, furnaces and furnace burners..	-	-	-
Manufacture of other general purpose machinery.....	-	-	-
Manufacture of machinery for food and beverage processing	-	-	-
Manufacture of accumulators, primary cells and and primary batteries	-	-	-
MANUFACTURE OF MOTOR VEHICLES, TRAILERS & SEMI-TRAILERS	31,839	-	31,839
Manufacture of bodies for motor vehicles.....	31,839	-	31,839
Manufacture of parts and accessories for motor vehicles and their engines.....	-	-	-
MANUFACTURE OF FURNITURE; MANUFACTURING N.E.C.	8,355	-	8,355
Manufacture of furniture; manufacturing n.e.c.....	8,355	-	8,355
T O T A L	4,784,619	473,613	5,258,232

REVENUE FROM SALES BY SOURCE AND INDUSTRIAL GROUP - PRIVATE
2002/2003 (1995 E.F.Y)

TABLE 4.62

(IN '000 BIRR)

INDUSTRIAL GROUP	REVENUE FROM SALES		
	LOCAL	EXPORT	TOTAL
MANUFACTURE OF FOOD PRODUCTS AND BEVERAGES.....	1,108,614	28,310	1,136,924
Production, processing and preserving of meat, fruit and vegetables	67,410	4,430	71,841
Manufacture of vegetable and animal oils and fats....	9,743	-	9,743
Manufacture of dairy products	32,313	-	32,313
Manufacture of grain mill products	254,752	-	254,752
Manufacture of prepared animal feeds	2,643	-	2,643
Manufacture of bakery products	110,894	-	110,894
Manufacture of sugar and sugar confectionery	558	-	558
Manufacture of macaroni and spaghetti.....	9,190	-	9,190
Manufacture of food products n.e.c.	47,635	23,711	71,346
Distilling, rectifying and blending of spirits	19,787	-	19,787
Manufacture of wines	-	-	-
Manufacture of malt liquors and malt	165,910	169	166,079
Manufacture of soft drinks & production of mineral waters	387,778	-	387,778
MANUFACTURE OF TOBACCO PRODUCTS	-	-	-
Manufacture of tobacco products.....	-	-	-
MANUFACTURE OF TEXTILES	178,556	20,288	198,844
Spinning, weaving and finishing of textiles	175,408	20,288	195,696
Manufacture of cordage, rope, twine and netting	-	-	-
Knitting mills	3,148	-	3,148
MANUFACTURE OF WEARING APPAREL, EXCEPT FUR APPAREL....	38,654	56	38,710
Manufacture of wearing apparel except fur apparel...	38,654	56	38,710
TANNING AND DRESSING OF LEATHER; MANUFACTURE OF FOOTWEAR, LUGGAGE AND HANDBAGS	124,606	319,254	443,860
Tanning and dressing of leather, luggage and handbags	23,364	319,210	342,574
Manufacture of footwear.....	101,242	44	101,286
MANUFACTURE OF WOOD AND OF PRODUCTS OF WOOD AND CORK, EXCEPT FURNITURE	1,436	-	1,436
Manufacture of wood and of products of wood and cork, except furniture.....	1,436	-	1,436
MANUFACTURE OF PAPER, PAPER PRODUCTS AND PRINTING.....	159,858	-	159,858
Manufacture of paper and paper products.....	53,084	-	53,084
Publishing and printing services.....	106,775	-	106,775
MANUFACTURE OF CHEMICALS AND CHEMICAL PRODUCTS.....	274,585	-	274,585
Manufacture of basic chemicals, except fertilizers and nitrogen compounds.....	7,936	-	7,936
Manufacture of paints, varnishes and mastics	101,063	-	101,063

REVENUE FROM SALES BY SOURCE AND INDUSTRIAL GROUP - PRIVATE
2002/2003 (1995 E.F.Y)

TABLE 4.62 (Contd..)

(IN '000 BIRR)

INDUSTRIAL GROUP	REVENUE FROM SALES		
	LOCAL	EXPORT	TOTAL
Manufacture of pharmaceuticals, medicinal chemicals and botanical products.....	38,034	-	38,034
Manufacture of soap and detergents cleaning and polishing, perfumes and toilet preparations.....	112,611	-	112,611
Manufacture of chemical products n.e.c.	14,941	-	14,941
MANUFACTURE OF RUBBER AND PLASTIC PRODUCTS.....	230,668	-	230,668
Manufacture of rubber products.....	6,834	-	6,834
Manufacture of plastic products.....	223,834	-	223,834
MANUFACTURE OF OTHER NON-METALLIC MINERAL PRODUCTS ...	261,003	5,617	266,621
Manufacture of glass and glass products.....	248	-	248
Manufacture of structural clay products	939	-	939
Manufacture of cement, lime and plaster	217,685	-	217,685
Manufacture of articles of concrete, cement and plaster	21,458	-	21,458
Manufacture of non-metallic mineral products n.e.c..	20,674	5,617	26,291
MANUFACTURE OF BASIC IRON AND STEEL.....	201,219	-	201,219
Manufacture of basic iron and steel.....	201,219	-	201,219
MANUFACTURE OF FABRICATED METAL PRODUCTS EXCEPT MACHINERY AND EQUIPMENT	83,641	-	83,641
Manufacture of structural metal products, tanks, reservoirs and containers of metal	33,162	-	33,162
Manufacture of cutlery, hand tools and general hardware	20,664	-	20,664
Manufacture of other fabricated metal products	29,815	-	29,815
MANUFACTURE OF MACHINERY AND EQUIPMENT N.E.C.	8,058	-	8,058
Manufacture of pumps, compressors, taps and valves..	-	-	-
Manufacture of ovens, furnaces and furnace burners..	6,394	-	6,394
Manufacture of other general purpose machinery.....	-	-	-
Manufacture of machinery for food and beverage processing	681	-	681
Manufacture of accumulators, primary cells and and primary batteries	983	-	983
MANUFACTURE OF MOTOR VEHICLES, TRAILERS & SEMI-TRAILERS	92,094	-	92,094
Manufacture of bodies for motor vehicles.....	92,094	-	92,094
Manufacture of parts and accessories for motor vehicles and their engines.....	-	-	-
MANUFACTURE OF FURNITURE; MANUFACTURING N.E.C.	115,902	-	115,902
Manufacture of furniture; manufacturing n.e.c.....	115,902	-	115,902
T O T A L	2,878,894	373,526	3,252,420

ADVERTISING EXPENSE OF REPORTING ESTABLISHMENTS BY INDUSTRIAL GROUP
2002/2003 (1995 E.F.Y)

Table 4.63

(IN '000 BIRR)

INDUSTRIAL GROUP	ADVERTISING EXPENSE		
	PUBLIC	PRIVATE	TOTAL
MANUFACTURE OF FOOD PRODUCTS AND BEVERAGES.....	9,091,596	20,557,622	29,649,218
Production, processing and preserving of meat, fruit and vegetables	863,669	5,902	869,571
Manufacture of vegetable and animal oils and fats...	155,393	2,099	157,492
Manufacture of dairy products	20,923	294,694	315,617
Manufacture of grain mill products	101,762	520,048	621,810
Manufacture of prepared animal feeds	-	11,047	11,047
Manufacture of bakery products	374,279	479,696	853,975
Manufacture of sugar and sugar confectionery	406,194	-	406,194
Manufacture of macaroni and spaghetti.....	624,637	5,954	630,591
Manufacture of food products n.e.c.	11,694	1,241,423	1,253,117
Distilling, rectifying and blending of spirits	82,074	120,790	202,864
Manufacture of wines	409,799	-	409,799
Manufacture of malt liquors and malt	5,627,407	9,049,742	14,677,149
Manufacture of soft drinks & production of mineral waters	413,765	8,826,227	9,239,992
MANUFACTURE OF TOBACCO PRODUCTS	34,044	-	34,044
Manufacture of tobacco products.....	34,044	-	34,044
MANUFACTURE OF TEXTILES	960,328	116,101	1,076,429
Spinning, weaving and finishing of textiles	753,455	110,431	863,886
Manufacture of cordage, rope, twine and netting	206,873	-	206,873
Knitting mills	-	5,670	5,670
MANUFACTURE OF WEARING APPAREL, EXCEPT FUR APPAREL....	58,695	142,258	200,953
Manufacture of wearing apparel except fur apparel...	58,695	142,258	200,953
TANNING AND DRESSING OF LEATHER; MANUFACTURE OF FOOTWEAR, LUGGAGE AND HANDBAGS	647,634	489,063	1,136,697
Tanning and dressing of leather, luggage and handbags	232,829	207,618	440,447
Manufacture of footwear.....	414,805	281,445	696,250
MANUFACTURE OF WOOD AND OF PRODUCTS OF WOOD AND CORK, EXCEPT FURNITURE	79,279	-	79,279
Manufacture of wood and of products of wood and cork, except furniture.....	79,279	-	79,279
MANUFACTURE OF PAPER, PAPER PRODUCTS AND PRINTING	698,988	510,462	1,209,450
Manufacture of paper and paper products.....	355,447	290,320	645,767
Publishing and printing services.....	343,541	220,142	563,683
MANUFACTURE OF CHEMICALS AND CHEMICAL PRODUCTS.....	432,645	2,114,538	2,547,183
Manufacture of basic chemicals, except fertilizers and nitrogen compounds.....	109,925	10,212	120,137
Manufacture of paints, varnishes and mastics	175,265	411,182	586,447

ADVERTISING EXPENSE OF REPORTING ESTABLISHMENTS BY INDUSTRIAL GROUP
2002/2003 (1995 E.F.Y)

Table 4.63 (Contd..)

(IN '000 BIRR)

INDUSTRIAL GROUP	ADVERTISING EXPENSE		
	PUBLIC	PRIVATE	TOTAL
Manufacture of pharmaceuticals, medicinal chemicals and botanical products.....	30,138	115,815	145,953
Manufacture of soap and detergents cleaning and polishing, perfumes and toilet preparations.....	116,823	1,562,933	1,679,756
Manufacture of chemical products n.e.c.	494	14,396	14,890
MANUFACTURE OF RUBBER AND PLASTIC PROCDUCTS.....	1,262,613	931,321	2,193,934
Manufacture of rubber products.....	705,988	45,464	751,452
Manufacture of plastic products.....	556,625	885,857	1,442,482
MANUFACTURE OF OTHER NON-METALLIC MINERAL PRODUCTS ...	777,463	191,828	969,291
Manufacture of glass and glass products.....	24,217	-	24,217
Manufacture of structural clay products	5,152	-	5,152
Manufacture of cement, lime and plaster	554,634	164,936	719,570
Manufacture of articles of concrete, cement and plaster	70,021	12,557	82,578
Manufacture of non-metallic mineral products n.e.c..	123,439	14,335	137,774
MANUFACTURE OF BASIC IRON AND STEEL.....	340,463	538,675	879,138
Manufacture of basic iron and steel.....	340,463	538,675	879,138
MANUFACTURE OF FABRICATED METAL PRODUCTS EXCEPT MACHINERY AND EQUIPMENT	295,063	382,604	677,667
Manufacture of structural metal products, tanks, reservoirs and containers of metal	136,170	64,233	200,403
Manufacture of cutlery, hand tools and general hardware	30,899	229,222	260,121
Manufacture of other fabricated metal products	127,994	89,149	217,143
MANUFACTURE OF MACHINERY AND EQUIPMENT N.E.C.	-	11,134	11,134
Manufacture of pumps, compressors, taps and valves..	-	-	-
Manufacture of ovens, furnaces and furnace burners..	-	11,134	11,134
Manufacture of other general purpose machinery.....	-	-	-
Manufacture of machinery for food and beverage processing	-	-	-
Manufacture of accumulators, primary cells and and primary batteries	-	-	-
MANUFACTURE OF MOTOR VEHICLES, TRAILERS & SEMI-TRAILERS	745,132	324,618	1,069,750
Manufacture of bodies for motor vehicles.....	745,132	324,618	1,069,750
Manufacture of parts and accessories for motor vehicles and their engines.....	-	-	-
MANUFACTURE OF FURNITURE; MANUFACTURING N.E.C.	89,661	585,865	675,526
Manufacture of furniture; manufacturing n.e.c.....	89,661	585,865	675,526
T O T A L	15,513,604	26,896,089	42,409,693

PART V

**STATSTICAL TABLES ON TIME SERIES
DATA OF LARGE AND MEDIUM SCALE
MANUFACTURING INDUSTRIES**

1998/99-2002/2003 (1991-1995E.F.Y.)

NUMBER OF ESTABLISHMENTS BY INDUSTRIAL GROUP - PUBLIC AND PRIVATE
1998/1999 (1991 E.F.Y) - 2002/2003 (1995 E.F.Y)

TABLE 5.1

INDUSTRIAL GROUP	NUMBER OF ESTABLISHMENTS				
	1991	1992	1993	1994	1995
MANUFACTURE OF FOOD PRODUCTS AND BEVERAGES.....	228	235	251	282	288
Production, processing and preserving of meat, fruit and vegetables	10	9	9	9	9
Manufacture of vegetable and animal oils and fats...	26	27	27	30	27
Manufacture of dairy products	1	1	2	2	3
Manufacture of grain mill products	50	50	55	60	63
Manufacture of prepared animal feeds	4	3	3	3	3
Manufacture of bakery products	85	95	104	124	127
Manufacture of sugar and sugar confectionery	9	9	8	12	10
Manufacture of macaroni and spaghetti.....	4	4	4	3	5
Manufacture of food products n.e.c.	12	9	9	9	10
Distilling, rectifying and blending of spirits	10	10	11	11	12
Manufacture of wines	2	2	2	1	2
Manufacture of malt liquors and malt	6	6	7	7	7
Manufacture of soft drinks & production of mineral waters	9	10	10	11	10
MANUFACTURE OF TOBACCO PRODUCTS	1	1	1	1	1
Manufacture of tobacco products.....	1	1	1	1	1
MANUFACTURE OF TEXTILES	36	36	35	36	38
Spinning, weaving and finishing of textiles	27	27	26	27	29
Manufacture of cordage, rope, twine and netting	2	2	2	2	2
Knitting mills	7	7	7	7	7
MANUFACTURE OF WEARING APPAREL, EXCEPT FUR APPAREL....	28	25	24	29	32
Manufacture of wearing apparel except fur apparel...	28	25	24	29	32
TANNING AND DRESSING OF LEATHER; MANUFACTURE OF FOOTWEAR, LUGGAGE AND HANDBAGS	49	53	54	52	56
Tanning and dressing of leather, luggage and handbags	14	15	17	14	15
Manufacture of footwear.....	35	38	37	38	41
MANUFACTURE OF WOOD AND OF PRODUCTS OF WOOD AND CORK, EXCEPT FURNITURE	16	16	14	21	17
Manufacture of wood and of products of wood and cork, except furniture.....	16	16	14	21	17
MANUFACTURE OF PAPER, PAPER PRODUCTS AND PRINTING	60	64	59	73	73
Manufacture of paper and paper products.....	7	7	6	7	7
Publishing and printing services.....	53	57	53	66	66
MANUFACTURE OF CHEMICALS AND CHEMICAL PRODUCTS.....	43	40	38	41	45
Manufacture of basic chemicals, except fertilizers and nitrogen compounds.....	4	4	4	5	6
Manufacture of paints, varnishes and mastics	8	8	8	9	8

NUMBER OF ESTABLISHMENTS BY INDUSTRIAL GROUP - PUBLIC AND PRIVATE
1998/1999 (1991 E.F.Y) - 2002/2003 (1995 E.F.Y)

TABLE 5.1 (Contd..)

INDUSTRIAL GROUP	NUMBER OF ESTABLISHMENTS				
	1991	1992	1993	1994	1995
Manufacture of pharmaceuticals, medicinal chemicals and botanical products.....	3	4	4	6	6
Manufacture of soap and detergents cleaning and polishing, perfumes and toilet preparations.....	23	18	17	16	19
Manufacture of chemical products n.e.c.	5	6	5	5	6
MANUFACTURE OF RUBBER AND PLASTIC PRODUCTS.....	32	29	32	39	41
Manufacture of rubber products.....	5	5	5	5	5
Manufacture of plastic products.....	27	24	27	34	36
MANUFACTURE OF OTHER NON-METALLIC MINERAL PRODUCTS ...	88	85	87	100	115
Manufacture of glass and glass products.....	3	3	1	2	2
Manufacture of structural clay products	6	6	8	7	6
Manufacture of cement, lime and plaster	9	7	6	8	9
Manufacture of articles of concrete, cement and plaster	59	58	61	69	80
Manufacture of non-metallic mineral products n.e.c..	11	11	11	14	18
MANUFACTURE OF BASIC IRON AND STEEL.....	6	8	10	11	10
Manufacture of basic iron and steel.....	6	8	10	11	10
MANUFACTURE OF FABRICATED METAL PRODUCTS EXCEPT MACHINERY AND EQUIPMENT	40	51	53	61	73
Manufacture of structural metal products, tanks, reservoirs and containers of metal	22	26	23	32	42
Manufacture of cutlery, hand tools and general hardware	8	8	9	12	11
Manufacture of other fabricated metal products	10	17	21	17	20
MANUFACTURE OF MACHINERY AND EQUIPMENT N.E.C.	20	15	8	8	10
Manufacture of pumps, compressors, taps and valves..	-	-	-	-	-
Manufacture of ovens, furnaces and furnace burners..	6	5	2	4	5
Manufacture of other general purpose machinery.....	1	1	-	-	-
Manufacture of machinery for food and beverage processing	11	8	5	3	4
Manufacture of accumulators, primary cells and and primary batteries	2	1	1	1	1
MANUFACTURE OF MOTOR VEHICLES	11	11	9	7	8
Manufacture of bodies for motor vehicles.....	9	10	8	6	7
Manufacture of parts and accessories for motor vehicles and their engines.....	2	1	1	1	1
MANUFACTURE OF FURNITURE; MANUFACTURING N.E.C.	121	119	121	148	158
Manufacture of furniture; manufacturing n.e.c.....	121	119	121	148	158
T O T A L	779	788	796	909	965

NUMBER OF PERSONS ENGAGED BY INDUSTRIAL GROUP - PUBLIC AND PRIVATE
1998/1999 (1991 E.F.Y) - 2002/2003 (1995 E.F.Y)

TABLE 5.2

INDUSTRIAL GROUP	NUMBER OF PERSONS ENGAGED				
	1991	1992	1993	1994	1995
MANUFACTURE OF FOOD PRODUCTS AND BEVERAGES.....	27,085	28,547	27,460	29,133	30,840
Production, processing and preserving of meat, fruit and vegetables	2,993	3,547	2,888	2,231	2,208
Manufacture of vegetable and animal oils and fats...	1,698	1,506	1,342	1,207	1,518
Manufacture of dairy products	245	245	435	648	628
Manufacture of grain mill products	3,327	3,505	3,324	3,646	3,880
Manufacture of prepared animal feeds	191	182	178	162	172
Manufacture of bakery products	3,471	3,555	3,616	4,090	4,342
Manufacture of sugar and sugar confectionery	6,115	6,479	6,123	6,930	7,528
Manufacture of macaroni and spaghetti.....	458	427	435	476	568
Manufacture of food products n.e.c.	829	803	842	813	967
Distilling, rectifying and blending of spirits	753	690	1,030	899	922
Manufacture of wines	587	566	588	534	492
Manufacture of malt liquors and malt	2,833	2,921	2,784	3,449	3,345
Manufacture of soft drinks & production of mineral waters	3,585	4,121	3,875	4,048	4,270
MANUFACTURE OF TOBACCO PRODUCTS	873	854	822	792	792
Manufacture of tobacco products.....	873	854	822	792	792
MANUFACTURE OF TEXTILES	25,669	23,754	24,296	22,388	21,957
Spinning, weaving and finishing of textiles	22,770	20,948	21,347	19,809	19,181
Manufacture of cordage, rope, twine and netting	2,669	2,663	2,766	2,394	2,618
Knitting mills	230	143	183	185	158
MANUFACTURE OF WEARING APPAREL, EXCEPT FUR APPAREL....	3,866	3,773	3,733	3,716	4,312
Manufacture of wearing apparel except fur apparel...	3,866	3,773	3,733	3,716	4,312
TANNING AND DRESSING OF LEATHER; MANUFACTURE OF FOOTWEAR, LUGGAGE AND HANDBAGS	7,234	7,034	7,074	6,757	7,278
Tanning and dressing of leather, luggage and handbags	3,620	3,602	3,746	3,611	3,505
Manufacture of footwear.....	3,614	3,432	3,328	3,146	3,773
MANUFACTURE OF WOOD AND OF PRODUCTS OF WOOD AND CORK, EXCEPT FURNITURE	1,211	1,138	1,035	1,329	1,694
Manufacture of wood and of products of wood and cork, except furniture.....	1,211	1,138	1,035	1,329	1,694
MANUFACTURE OF PAPER, PAPER PRODUCTS AND PRINTING	5,536	5,911	5,533	6,179	6,424
Manufacture of paper and paper products.....	1,375	1,670	1,358	1,569	1,554
Publishing and printing services.....	4,161	4,241	4,175	4,610	4,870
MANUFACTURE OF CHEMICALS AND CHEMICAL PRODUCTS.....	3,966	4,300	4,076	5,079	4,957
Manufacture of basic chemicals, except fertilizers and nitrogen compounds.....	1,101	992	1,113	1,436	1,334
Manufacture of paints, varnishes and mastics	524	548	510	581	611

NUMBER OF PERSONS ENGAGED BY INDUSTRIAL GROUP - PUBLIC AND PRIVATE
1998/1999 (1991 E.F.Y) - 2002/2003 (1995 E.F.Y)

TABLE 5.2 (Contd..)

INDUSTRIAL GROUP	NUMBER OF PERSONS ENGAGED				
	1991	1992	1993	1994	1995
Manufacture of pharmaceuticals, medicinal chemicals and botanical products.....	925	1,081	1,046	1,089	1,083
Manufacture of soap and detergents cleaning and polishing, perfumes and toilet preparations.....	1,232	1,516	1,197	1,716	1,444
Manufacture of chemical products n.e.c.	184	163	210	257	485
MANUFACTURE OF RUBBER AND PLASTIC PRODUCTS.....	3,048	3,157	3,409	4,331	4,429
Manufacture of rubber products.....	972	980	1,001	1,072	1,016
Manufacture of plastic products.....	2,076	2,177	2,408	3,259	3,413
MANUFACTURE OF OTHER NON-METALLIC MINERAL PRODUCTS ...	6,935	7,349	7,510	8,354	8,049
Manufacture of glass and glass products.....	547	542	457	432	355
Manufacture of structural clay products	453	522	697	705	390
Manufacture of cement, lime and plaster	1,847	1,892	1,932	2,561	2,730
Manufacture of articles of concrete, cement and plaster	2,453	2,799	2,656	2,411	2,629
Manufacture of non-metallic mineral products n.e.c..	1,635	1,594	1,768	2,245	1,945
MANUFACTURE OF BASIC IRON AND STEEL.....	1,117	1,166	1,100	1,449	1,466
Manufacture of basic iron and steel.....	1,117	1,166	1,100	1,449	1,466
MANUFACTURE OF FABRICATED METAL PRODUCTS EXCEPT MACHINERY AND EQUIPMENT	2,057	2,529	2,659	2,808	3,488
Manufacture of structural metal products, tanks, reservoirs and containers of metal	588	693	616	710	1,321
Manufacture of cutlery, hand tools and general hardware	498	538	521	670	633
Manufacture of other fabricated metal products	971	1,298	1,522	1,428	1,534
MANUFACTURE OF MACHINERY AND EQUIPMENT N.E.C.	446	292	177	202	260
Manufacture of pumps, compressors, taps and valves..	-	-	-	-	-
Manufacture of ovens, furnaces and furnace burners..	77	72	32	91	127
Manufacture of other general purpose machinery.....	13	10	-	-	-
Manufacture of machinery for food and beverage processing	258	199	134	88	81
Manufacture of accumulators, primary cells and and primary batteries	98	11	11	23	52
MANUFACTURE OF MOTOR VEHICLES	1,167	1,735	1,062	1,087	1,021
Manufacture of bodies for motor vehicles.....	1,115	1,693	987	1,012	946
Manufacture of parts and accessories for motor vehicles and their engines.....	52	42	75	75	75
MANUFACTURE OF FURNITURE; MANUFACTURING N.E.C.	4,202	4,169	4,364	5,382	5,235
Manufacture of furniture; manufacturing n.e.c.....	4,202	4,169	4,364	5,382	5,235
T O T A L	94,412	95,708	94,310	98,986	102,202

NUMBER OF EMPLOYEES BY INDUSTRIAL GROUP - PUBLIC AND PRIVATE
1998/1999 (1991 E.F.Y) - 2002/2003 (1995 E.F.Y)

TABLE 5.3

INDUSTRIAL GROUP	NUMBER OF EMPLOYEES				
	1991	1992	1993	1994	1995
MANUFACTURE OF FOOD PRODUCTS AND BEVERAGES.....	26,893	28,324	27,260	28,860	30,570
Production, processing and preserving of meat, fruit and vegetables	2,991	3,547	2,888	2,231	2,208
Manufacture of vegetable and animal oils and fats...	1,674	1,460	1,307	1,175	1,473
Manufacture of dairy products	245	245	435	648	627
Manufacture of grain mill products	3,296	3,468	3,295	3,601	3,849
Manufacture of prepared animal feeds	190	181	177	162	171
Manufacture of bakery products	3,365	3,441	3,509	3,926	4,170
Manufacture of sugar and sugar confectionery	6,107	6,469	6,113	6,916	7,521
Manufacture of macaroni and spaghetti.....	458	427	435	476	566
Manufacture of food products n.e.c.	821	794	835	809	957
Distilling, rectifying and blending of spirits	744	684	1,019	885	921
Manufacture of wines	587	566	588	534	492
Manufacture of malt liquors and malt	2,830	2,921	2,784	3,449	3,345
Manufacture of soft drinks & production of mineral waters	3,585	4,121	3,875	4,048	4,270
MANUFACTURE OF TOBACCO PRODUCTS	873	854	822	792	792
Manufacture of tobacco products.....	873	854	822	792	792
MANUFACTURE OF TEXTILES	25,659	23,747	24,284	22,373	21,938
Spinning, weaving and finishing of textiles	22,767	20,948	21,345	19,807	19,173
Manufacture of cordage, rope, twine and netting	2,669	2,663	2,766	2,394	2,618
Knitting mills	223	136	173	172	147
MANUFACTURE OF WEARING APPAREL, EXCEPT FUR APPAREL....	3,845	3,752	3,720	3,681	4,278
Manufacture of wearing apparel except fur apparel...	3,845	3,752	3,720	3,681	4,278
TANNING AND DRESSING OF LEATHER; MANUFACTURE OF FOOTWEAR, LUGGAGE AND HANDBAGS	7,183	6,989	7,040	6,740	7,232
Tanning and dressing of leather, luggage and handbags	3,607	3,594	3,742	3,608	3,502
Manufacture of footwear.....	3,576	3,395	3,298	3,132	3,730
MANUFACTURE OF WOOD AND OF PRODUCTS OF WOOD AND CORK, EXCEPT FURNITURE	1,200	1,124	1,033	1,313	1,669
Manufacture of wood and of products of wood and cork, except furniture.....	1,200	1,124	1,033	1,313	1,669
MANUFACTURE OF PAPER, PAPER PRODUCTS AND PRINTING.....	5,497	5,888	5,519	6,142	6,405
Manufacture of paper and paper products.....	1,371	1,669	1,357	1,566	1,554
Publishing and printing services.....	4,126	4,219	4,162	4,576	4,851
MANUFACTURE OF CHEMICALS AND CHEMICAL PRODUCTS.....	3,938	4,287	4,069	5,072	4,949
Manufacture of basic chemicals, except fertilizers and nitrogen compounds.....	1,101	992	1,113	1,436	1,334
Manufacture of paints, varnishes and mastics	520	548	510	581	611

NUMBER OF EMPLOYEES BY INDUSTRIAL GROUP - PUBLIC AND PRIVATE
1998/1999 (1991 E.F.Y) - 2002/2003 (1995 E.F.Y)

TABLE 5.3 (Contd..)

INDUSTRIAL GROUP	NUMBER OF EMPLOYEES				
	1991	1992	1993	1994	1995
Manufacture of pharmaceuticals, medicinal chemicals and botanical products.....	923	1,080	1,045	1,089	1,082
Manufacture of soap and detergents cleaning and polishing, perfumes and toilet preparations.....	1,213	1,509	1,194	1,712	1,437
Manufacture of chemical products n.e.c.	181	158	207	254	485
MANUFACTURE OF RUBBER AND PLASTIC PRODUCTS.....	3,027	3,144	3,401	4,326	4,424
Manufacture of rubber products.....	970	974	999	1,071	1,016
Manufacture of plastic products.....	2,057	2,170	2,402	3,255	3,408
MANUFACTURE OF OTHER NON-METALLIC MINERAL PRODUCTS ...	6,864	7,269	7,328	8,232	7,835
Manufacture of glass and glass products.....	547	542	457	430	353
Manufacture of structural clay products	446	515	695	702	387
Manufacture of cement, lime and plaster	1,845	1,891	1,932	2,558	2,729
Manufacture of articles of concrete, cement and plaster	2,394	2,732	2,593	2,303	2,432
Manufacture of non-metallic mineral products n.e.c..	1,632	1,589	1,651	2,239	1,934
MANUFACTURE OF BASIC IRON AND STEEL.....	1,117	1,164	1,100	1,448	1,466
Manufacture of basic iron and steel.....	1,117	1,164	1,100	1,448	1,466
MANUFACTURE OF FABRICATED METAL PRODUCTS EXCEPT MACHINERY AND EQUIPMENT	1,993	2,482	2,477	2,740	3,412
Manufacture of structural metal products, tanks, reservoirs and containers of metal	540	661	591	676	1,261
Manufacture of cutlery, hand tools and general hardware	485	530	378	638	629
Manufacture of other fabricated metal products	968	1,291	1,508	1,426	1,522
MANUFACTURE OF MACHINERY AND EQUIPMENT N.E.C.	407	275	172	190	244
Manufacture of pumps, compressors, taps and valves..	-	-	-	-	-
Manufacture of ovens, furnaces and furnace burners..	71	64	31	82	120
Manufacture of other general purpose machinery.....	11	10	-	-	-
Manufacture of machinery for food and beverage processing	227	192	132	87	74
Manufacture of accumulators, primary cells and and primary batteries	98	9	9	21	50
MANUFACTURE OF MOTOR VEHICLES	1,160	1,729	1,060	1,082	1,019
Manufacture of bodies for motor vehicles.....	1,110	1,689	987	1,009	946
Manufacture of parts and accessories for motor vehicles and their engines.....	50	40	73	73	73
MANUFACTURE OF FURNITURE; MANUFACTURING N.E.C.	4,022	3,979	4,230	5,145	5,026
Manufacture of furniture; manufacturing n.e.c.....	4,022	3,979	4,230	5,145	5,026
T O T A L	93,678	95,007	93,515	98,136	101,259

NUMBER OF FEMALE EMPLOYEES BY INDUSTRIAL GROUP - PUBLIC AND PRIVATE
1998/1999 (1991 E.F.Y) - 2002/2003 (1995 E.F.Y)

TABLE 5.4

INDUSTRIAL GROUP	NUMBER OF FEMALE EMPLOYEES				
	1991	1992	1993	1994	1995
MANUFACTURE OF FOOD PRODUCTS AND BEVERAGES.....	5,437	5,334	5,545	5,567	5,399
Production, processing and preserving of meat, fruit and vegetables	756	623	594	536	461
Manufacture of vegetable and animal oils and fats...	215	195	176	158	165
Manufacture of dairy products	69	69	84	117	118
Manufacture of grain mill products	507	571	608	668	702
Manufacture of prepared animal feeds	36	29	28	30	35
Manufacture of bakery products	1,068	1,012	1,116	1,261	1,158
Manufacture of sugar and sugar confectionery	504	447	476	498	441
Manufacture of macaroni and spaghetti.....	171	152	129	116	124
Manufacture of food products n.e.c.	91	99	230	104	122
Distilling, rectifying and blending of spirits	297	295	333	361	357
Manufacture of wines	193	188	221	171	160
Manufacture of malt liquors and malt	625	685	587	628	619
Manufacture of soft drinks & production of mineral waters	905	969	963	919	937
MANUFACTURE OF TOBACCO PRODUCTS	341	344	333	327	327
Manufacture of tobacco products.....	341	344	333	327	327
MANUFACTURE OF TEXTILES	10,567	8,716	9,598	9,114	8,698
Spinning, weaving and finishing of textiles	9,411	7,659	8,464	8,030	7,639
Manufacture of cordage, rope, twine and netting	1,058	974	1,031	1,010	1,000
Knitting mills	98	83	103	74	59
MANUFACTURE OF WEARING APPAREL, EXCEPT FUR APPAREL....	2,529	2,309	2,414	2,483	2,868
Manufacture of wearing apparel except fur apparel...	2,529	2,309	2,414	2,483	2,868
TANNING AND DRESSING OF LEATHER; MANUFACTURE OF FOOTWEAR, LUGGAGE AND HANDBAGS	2,164	2,061	2,040	1,909	1,975
Tanning and dressing of leather, luggage and handbags	717	712	725	744	737
Manufacture of footwear.....	1,447	1,349	1,315	1,165	1,238
MANUFACTURE OF WOOD AND OF PRODUCTS OF WOOD AND CORK, EXCEPT FURNITURE	208	198	188	216	189
Manufacture of wood and of products of wood and cork, except furniture.....	208	198	188	216	189
MANUFACTURE OF PAPER, PAPER PRODUCTS AND PRINTING.....	2,097	2,134	2,080	2,316	2,346
Manufacture of paper and paper products.....	470	445	440	444	453
Publishing and printing services.....	1,627	1,689	1,640	1,872	1,893
MANUFACTURE OF CHEMICALS AND CHEMICAL PRODUCTS.....	1,079	1,221	1,257	1,361	1,482
Manufacture of basic chemicals, except fertilizers and nitrogen compounds.....	106	101	102	121	119
Manufacture of paints, varnishes and mastics	104	113	108	129	135

NUMBER OF FEMALE EMPLOYEES BY INDUSTRIAL GROUP - PUBLIC AND PRIVATE
1998/1999 (1991 E.F.Y) - 2002/2003 (1995 E.F.Y)

TABLE 5.4 (Contd..)

INDUSTRIAL GROUP	NUMBER OF FEMALE EMPLOYEES				
	1991	1992	1993	1994	1995
Manufacture of pharmaceuticals, medicinal chemicals and botanical products.....	420	557	586	500	538
Manufacture of soap and detergents cleaning and polishing, perfumes and toilet preparations.....	368	376	366	507	410
Manufacture of chemical products n.e.c.	81	74	95	104	280
MANUFACTURE OF RUBBER AND PLASTIC PRODUCTS.....	843	779	940	1,238	1,314
Manufacture of rubber products.....	118	128	135	165	143
Manufacture of plastic products.....	725	651	805	1,073	1,171
MANUFACTURE OF OTHER NON-METALLIC MINERAL PRODUCTS ...	934	984	943	974	1,002
Manufacture of glass and glass products.....	148	124	80	84	83
Manufacture of structural clay products	87	76	116	93	110
Manufacture of cement, lime and plaster	177	179	181	206	259
Manufacture of articles of concrete, cement and plaster	253	318	289	269	267
Manufacture of non-metallic mineral products n.e.c..	269	287	277	322	283
MANUFACTURE OF BASIC IRON AND STEEL.....	120	135	153	210	212
Manufacture of basic iron and steel.....	120	135	153	210	212
MANUFACTURE OF FABRICATED METAL PRODUCTS EXCEPT MACHINERY AND EQUIPMENT	303	362	342	444	467
Manufacture of structural metal products, tanks, reservoirs and containers of metal	42	61	55	66	111
Manufacture of cutlery, hand tools and general hardware	104	108	78	128	121
Manufacture of other fabricated metal products	157	193	209	250	235
MANUFACTURE OF MACHINERY AND EQUIPMENT N.E.C.	41	19	13	21	21
Manufacture of pumps, compressors, taps and valves..	-	-	-	-	-
Manufacture of ovens, furnaces and furnace burners..	8	7	4	13	17
Manufacture of other general purpose machinery.....	-	-	-	-	-
Manufacture of machinery for food and beverage processing	18	11	8	7	4
Manufacture of accumulators, primary cells and and primary batteries	15	1	1	1	-
MANUFACTURE OF MOTOR VEHICLES	99	149	115	144	182
Manufacture of bodies for motor vehicles.....	91	144	103	132	170
Manufacture of parts and accessories for motor vehicles and their engines.....	8	5	12	12	12
MANUFACTURE OF FURNITURE; MANUFACTURING N.E.C.	546	570	549	610	631
Manufacture of furniture; manufacturing n.e.c.....	546	570	549	610	631
T O T A L	27,308	25,315	26,510	26,934	27,113

WAGES AND SALARIES PAID BY INDUSTRIAL GROUP - PUBLIC AND PRIVATE
1998/1999 (1991 E.F.Y) - 2002/2003 (1995 E.F.Y)

(IN '000 BIRR)

TABLE 5.5

INDUSTRIAL GROUP	WAGES AND SALARIES				
	1991	1992	1993	1994	1995
MANUFACTURE OF FOOD PRODUCTS AND BEVERAGES.....	180,392	197,465	218,691	269,470	289,313
Production, processing and preserving of meat, fruit and vegetables	12,575	19,224	15,659	17,105	15,212
Manufacture of vegetable and animal oils and fats...	8,138	7,815	7,686	7,729	8,655
Manufacture of dairy products	865	862	1,741	3,377	4,397
Manufacture of grain mill products	18,748	19,960	21,148	21,447	23,903
Manufacture of prepared animal feeds	705	749	910	705	822
Manufacture of bakery products	13,506	16,111	17,502	17,520	18,010
Manufacture of sugar and sugar confectionery	55,694	56,785	63,598	85,650	89,724
Manufacture of macaroni and spaghetti.....	2,687	3,339	3,475	3,528	4,873
Manufacture of food products n.e.c.	3,551	3,393	4,089	4,695	4,888
Distilling, rectifying and blending of spirits	5,854	5,542	7,707	9,294	9,249
Manufacture of wines	3,596	3,489	4,197	3,795	4,284
Manufacture of malt liquors and malt	30,064	30,428	36,175	41,141	47,543
Manufacture of soft drinks & production of mineral waters	24,611	29,769	34,802	53,485	57,755
MANUFACTURE OF TOBACCO PRODUCTS	9,793	9,821	11,401	13,692	13,692
Manufacture of tobacco products.....	9,793	9,821	11,401	13,692	13,692
MANUFACTURE OF TEXTILES	100,266	111,735	113,574	119,311	115,387
Spinning, weaving and finishing of textiles	88,543	99,828	100,654	106,879	103,994
Manufacture of cordage, rope, twine and netting	11,181	11,595	12,582	12,121	11,117
Knitting mills	542	312	338	311	275
MANUFACTURE OF WEARING APPAREL, EXCEPT FUR APPAREL....	14,586	15,248	16,454	16,707	21,529
Manufacture of wearing apparel except fur apparel....	14,586	15,248	16,454	16,707	21,529
TANNING AND DRESSING OF LEATHER; MANUFACTURE OF FOOTWEAR, LUGGAGE AND HANDBAGS	53,085	52,932	60,302	61,145	57,902
Tanning and dressing of leather, luggage and handbags	31,647	32,253	38,274	43,644	36,400
Manufacture of footwear.....	21,438	20,680	22,028	17,501	21,503
MANUFACTURE OF WOOD AND OF PRODUCTS OF WOOD AND CORK, EXCEPT FURNITURE	7,489	6,802	6,567	7,312	10,699
Manufacture of wood and of products of wood and cork, except furniture.....	7,489	6,802	6,567	7,312	10,699
MANUFACTURE OF PAPER, PAPER PRODUCTS AND PRINTING.....	40,247	42,322	47,259	52,577	54,340
Manufacture of paper and paper products.....	9,863	10,648	11,264	12,090	13,305
Publishing and printing services.....	30,384	31,674	35,996	40,487	41,035
MANUFACTURE OF CHEMICALS AND CHEMICAL PRODUCTS.....	25,423	27,883	29,314	37,282	42,512
Manufacture of basic chemicals, except fertilizers and nitrogen compounds.....	6,770	5,315	6,754	9,986	10,609
Manufacture of paints, varnishes and mastics	3,982	4,215	4,068	5,149	7,279

WAGES AND SALARIES PAID BY INDUSTRIAL GROUP - PUBLIC AND PRIVATE
1998/1999 (1991 E.F.Y) - 2002/2003 (1995 E.F.Y)

TABLE 5.5 (Contd..)

(IN '000 BIRR)

INDUSTRIAL GROUP	WAGES AND SALARIES				
	1991	1992	1993	1994	1995
Manufacture of pharmaceuticals, medicinal chemicals and botanical products.....	7,127	9,183	9,368	11,626	12,072
Manufacture of soap and detergents cleaning and polishing, perfumes and toilet preparations.....	6,592	8,280	8,150	8,662	9,763
Manufacture of chemical products n.e.c.	953	889	974	1,860	2,790
MANUFACTURE OF RUBBER AND PLASTIC PROCDUCTS.....	22,242	24,532	28,202	32,191	35,259
Manufacture of rubber products.....	10,321	11,629	13,811	13,903	14,650
Manufacture of plastic products.....	11,921	12,904	14,391	18,288	20,609
MANUFACTURE OF OTHER NON-METALLIC MINERAL PRODUCTS ...	41,599	48,037	53,770	57,176	71,182
Manufacture of glass and glass products.....	3,109	3,534	3,165	2,982	1,916
Manufacture of structural clay products	2,218	2,284	2,882	3,101	3,112
Manufacture of cement, lime and plaster	18,088	21,305	24,963	25,175	37,617
Manufacture of articles of concrete, cement and plaster	9,884	10,157	11,744	10,569	11,342
Manufacture of non-metallic mineral products n.e.c..	8,300	10,758	11,016	15,350	17,195
MANUFACTURE OF BASIC IRON AND STEEL.....	10,586	11,788	14,034	16,829	19,691
Manufacture of basic iron and steel.....	10,586	11,788	14,034	16,829	19,691
MANUFACTURE OF FABRICATED METAL PRODUCTS EXCEPT MACHINERY AND EQUIPMENT	12,133	15,460	19,453	20,182	26,501
Manufacture of structural metal products, tanks, reservoirs and containers of metal	2,341	3,568	3,608	3,697	8,720
Manufacture of cutlery, hand tools and general hardware	2,589	2,807	2,885	3,591	4,061
Manufacture of other fabricated metal products	7,203	9,085	12,960	12,895	13,719
MANUFACTURE OF MACHINERY AND EQUIPMENT N.E.C.	1,720	1,216	998	1,051	1,130
Manufacture of pumps, compressors, taps and valves..	-	-	-	-	-
Manufacture of ovens, furnaces and furnace burners..	187	174	176	361	592
Manufacture of other general purpose machinery.....	40	36	-	-	-
Manufacture of machinery for food and beverage processing	964	980	796	612	443
Manufacture of accumulators, primary cells and and primary batteries	529	26	26	77	95
MANUFACTURE OF MOTOR VEHICLES	10,812	14,996	14,931	13,023	15,342
Manufacture of bodies for motor vehicles.....	10,542	14,804	14,262	12,354	14,673
Manufacture of parts and accessories for motor vehicles and their engines.....	270	192	669	669	669
MANUFACTURE OF FURNITURE; MANUFACTURING N.E.C.	21,603	21,743	22,263	25,414	26,251
Manufacture of furniture; manufacturing n.e.c.....	21,603	21,743	22,263	25,414	26,251
T O T A L	551,975	601,980	657,214	743,362	800,732

GROSS VALUE OF PRODUCTION BY INDUSTRIAL GROUP - PUBLIC AND PRIVATE
1998/1999 (1991 E.F.Y) - 2002/2003 (1995 E.F.Y)

TABLE 5.6

(IN '000 BIRR)

INDUSTRIAL GROUP	GROSS VALUE OF PRODUCTION				
	1991	1992	1993	1994	1995
MANUFACTURE OF FOOD PRODUCTS AND BEVERAGES.....	2,991,581	3,337,178	3,335,537	3,136,320	3,577,430
Production, processing and preserving of meat, fruit and vegetables	226,630	244,716	146,628	110,546	125,399
Manufacture of vegetable and animal oils and fats...	89,446	101,120	108,362	81,450	115,716
Manufacture of dairy products	12,436	13,566	33,215	40,439	50,510
Manufacture of grain mill products	442,846	529,719	417,681	363,751	466,328
Manufacture of prepared animal feeds	4,315	6,544	5,794	4,230	5,721
Manufacture of bakery products	231,680	296,766	236,828	204,254	207,555
Manufacture of sugar and sugar confectionery	927,516	982,298	1,062,274	887,507	1,166,483
Manufacture of macaroni and spaghetti.....	87,070	104,060	99,495	77,905	106,590
Manufacture of food products n.e.c.	46,763	54,349	64,775	62,145	69,606
Distilling, rectifying and blending of spirits	59,354	58,803	68,359	70,810	76,337
Manufacture of wines	16,822	18,826	23,783	26,650	39,680
Manufacture of malt liquors and malt	528,500	570,472	658,799	686,414	671,639
Manufacture of soft drinks & production of mineral waters	318,203	355,941	409,543	520,220	475,866
MANUFACTURE OF TOBACCO PRODUCTS	252,929	261,542	250,417	256,768	256,768
Manufacture of tobacco products.....	252,929	261,542	250,417	256,768	256,768
MANUFACTURE OF TEXTILES	631,850	603,331	699,914	675,447	751,899
Spinning, weaving and finishing of textiles	574,611	547,241	650,458	620,033	700,225
Manufacture of cordage, rope, twine and netting	53,018	54,555	46,154	53,643	48,416
Knitting mills	4,221	1,534	3,303	1,771	3,259
MANUFACTURE OF WEARING APPAREL, EXCEPT FUR APPAREL....	57,947	62,660	55,721	57,565	73,119
Manufacture of wearing apparel except fur apparel...	57,947	62,660	55,721	57,565	73,119
TANNING AND DRESSING OF LEATHER; MANUFACTURE OF FOOTWEAR, LUGGAGE AND HANDBAGS	565,694	591,316	840,039	825,313	790,492
Tanning and dressing of leather, luggage and handbags	369,471	386,173	625,046	627,354	602,450
Manufacture of footwear.....	196,224	205,143	214,993	197,959	188,042
MANUFACTURE OF WOOD AND OF PRODUCTS OF WOOD AND CORK, EXCEPT FURNITURE	36,502	34,282	40,402	41,227	61,218
Manufacture of wood and of products of wood and cork, except furniture.....	36,502	34,282	40,402	41,227	61,218
MANUFACTURE OF PAPER, PAPER PRODUCTS AND PRINTING.....	288,047	344,234	379,180	431,230	433,684
Manufacture of paper and paper products.....	88,508	112,440	142,204	141,172	136,052
Publishing and printing services.....	199,540	231,795	236,975	290,058	297,632
MANUFACTURE OF CHEMICALS AND CHEMICAL PRODUCTS.....	396,340	464,491	501,723	513,493	545,243
Manufacture of basic chemicals, except fertilizers and nitrogen compounds.....	31,368	26,025	51,925	49,671	51,475
Manufacture of paints, varnishes and mastics	108,676	119,372	119,724	147,504	165,487

GROSS VALUE OF PRODUCTION BY INDUSTRIAL GROUP - PUBLIC AND PRIVATE
1998/1999 (1991 E.F.Y) - 2002/2003 (1995 E.F.Y)

TABLE 5.6 (Contd..)

(IN '000 BIRR)

INDUSTRIAL GROUP	GROSS VALUE OF PRODUCTION				
	1991	1992	1993	1994	1995
Manufacture of pharmaceuticals, medicinal chemicals and botanical products.....	112,450	117,053	103,938	112,612	117,778
Manufacture of soap and detergents cleaning and polishing, perfumes and toilet preparations.....	128,406	188,224	214,647	191,919	189,730
Manufacture of chemical products n.e.c.	15,440	13,818	11,488	11,786	20,772
MANUFACTURE OF RUBBER AND PLASTIC PROCDUCTS.....	340,870	380,583	439,056	467,137	488,132
Manufacture of rubber products.....	154,936	195,527	208,481	218,907	187,506
Manufacture of plastic products.....	185,934	185,056	230,575	248,230	300,625
MANUFACTURE OF OTHER NON-METALLIC MINERAL PRODUCTS ...	567,810	599,285	635,520	694,410	1,022,809
Manufacture of glass and glass products.....	26,182	23,522	22,181	23,741	7,152
Manufacture of structural clay products	12,130	12,385	15,473	17,318	15,437
Manufacture of cement, lime and plaster	383,112	406,813	447,845	500,569	841,331
Manufacture of articles of concrete, cement and plaster	75,709	73,990	79,149	70,004	68,366
Manufacture of non-metallic mineral products n.e.c..	70,676	82,575	70,872	82,779	90,523
MANUFACTURE OF BASIC IRON AND STEEL.....	210,631	235,494	403,739	454,473	382,701
Manufacture of basic iron and steel.....	210,631	235,494	403,739	454,473	382,701
MANUFACTURE OF FABRICATED METAL PRODUCTS EXCEPT MACHINERY AND EQUIPMENT	87,468	116,106	151,369	163,022	218,138
Manufacture of structural metal products, tanks, reservoirs and containers of metal	16,246	24,523	22,593	22,924	82,592
Manufacture of cutlery, hand tools and general hardware	15,427	15,561	17,212	35,511	33,917
Manufacture of other fabricated metal products	55,795	76,021	111,564	104,587	101,628
MANUFACTURE OF MACHINERY AND EQUIPMENT N.E.C.	6,530	6,121	5,508	6,026	8,794
Manufacture of pumps, compressors, taps and valves..	-	-	-	-	-
Manufacture of ovens, furnaces and furnace burners..	1,106	1,345	859	2,999	6,713
Manufacture of other general purpose machinery.....	98	205	-	-	-
Manufacture of machinery for food and beverage processing	4,521	4,419	4,498	1,774	1,020
Manufacture of accumulators, primary cells and and primary batteries	805	151	151	1,253	1,060
MANUFACTURE OF MOTOR VEHICLES	720,106	965,004	567,502	228,586	189,990
Manufacture of bodies for motor vehicles.....	716,558	962,153	565,182	226,267	187,670
Manufacture of parts and accessories for motor vehicles and their engines.....	3,548	2,851	2,320	2,320	2,320
MANUFACTURE OF FURNITURE; MANUFACTURING N.E.C.	118,023	127,430	117,704	140,720	195,677
Manufacture of furniture; manufacturing n.e.c.....	118,023	127,430	117,704	140,720	195,677
T O T A L	7,272,328	8,129,056	8,423,332	8,091,737	8,996,092

CENSUS VALUE ADDED (AT MARKET PRICE) BY INDUSTRIAL GROUP - PUBLIC AND PRIVATE
1998/1999 (1991 E.F.Y) - 2002/2003 (1995 E.F.Y)

TABLE 5.7

(IN '000 BIRR)

INDUSTRIAL GROUP	CENSUS VALUE ADDED (AT MARKET PRICE)				
	1991	1992	1993	1994	1995
MANUFACTURE OF FOOD PRODUCTS AND BEVERAGES.....	1,718,746	1,896,800	2,009,198	1,917,820	2,227,612
Production, processing and preserving of meat, fruit and vegetables	108,668	119,814	72,013	55,130	62,386
Manufacture of vegetable and animal oils and fats...	25,910	25,138	29,709	24,287	45,342
Manufacture of dairy products	5,998	6,367	15,626	20,411	23,174
Manufacture of grain mill products	76,503	101,019	72,404	104,157	119,950
Manufacture of prepared animal feeds	2,133	2,461	2,148	2,059	2,434
Manufacture of bakery products	72,927	93,345	85,459	75,075	75,262
Manufacture of sugar and sugar confectionery	713,822	772,249	862,938	677,946	952,358
Manufacture of macaroni and spaghetti.....	28,874	38,698	34,327	28,719	34,326
Manufacture of food products n.e.c.	21,746	20,735	30,400	31,431	31,704
Distilling, rectifying and blending of spirits	50,218	49,359	56,095	58,167	61,408
Manufacture of wines	11,767	13,924	15,750	18,237	28,717
Manufacture of malt liquors and malt	386,327	408,830	483,055	492,032	485,370
Manufacture of soft drinks & production of mineral waters	213,854	244,861	249,274	330,169	305,182
MANUFACTURE OF TOBACCO PRODUCTS	176,351	180,747	156,965	160,644	160,644
Manufacture of tobacco products.....	176,351	180,747	156,965	160,644	160,644
MANUFACTURE OF TEXTILES	229,346	237,042	266,988	231,930	251,150
Spinning, weaving and finishing of textiles	198,081	208,541	244,593	207,840	226,404
Manufacture of cordage, rope, twine and netting	29,459	27,690	21,513	23,276	23,231
Knitting mills	1,806	812	882	814	1,515
MANUFACTURE OF WEARING APPAREL, EXCEPT FUR APPAREL....	22,979	27,714	24,347	27,855	43,343
Manufacture of wearing apparel except fur apparel...	22,979	27,714	24,347	27,855	43,343
TANNING AND DRESSING OF LEATHER; MANUFACTURE OF FOOTWEAR, LUGGAGE AND HANDBAGS	218,394	180,879	192,989	224,597	189,830
Tanning and dressing of leather, luggage and handbags	142,749	107,032	120,372	147,300	114,556
Manufacture of footwear.....	75,645	73,847	72,616	77,297	75,275
MANUFACTURE OF WOOD AND OF PRODUCTS OF WOOD AND CORK, EXCEPT FURNITURE	20,588	20,057	25,913	24,002	40,676
Manufacture of wood and of products of wood and cork, except furniture.....	20,588	20,057	25,913	24,002	40,676
MANUFACTURE OF PAPER, PAPER PRODUCTS AND PRINTING.....	135,199	171,170	179,892	204,257	211,379
Manufacture of paper and paper products.....	29,590	47,493	53,074	42,635	49,335
Publishing and printing services.....	105,609	123,677	126,818	161,622	162,044
MANUFACTURE OF CHEMICALS AND CHEMICAL PRODUCTS.....	141,861	180,867	185,492	205,150	224,928
Manufacture of basic chemicals, except fertilizers and nitrogen compounds.....	18,165	15,736	26,404	28,252	30,995
Manufacture of paints, varnishes and mastics	39,807	44,309	42,999	58,202	69,167

CENSUS VALUE ADDED (AT MARKET PRICE) BY INDUSTRIAL GROUP - PUBLIC AND PRIVATE
1998/1999 (1991 E.F.Y) - 2002/2003 (1995 E.F.Y)

TABLE 5.7 (Contd..)

(IN '000 BIRR)

INDUSTRIAL GROUP	CENSUS VALUE ADDED (AT MARKET PRICE)				
	1991	1992	1993	1994	1995
Manufacture of pharmaceuticals, medicinal chemicals and botanical products.....	36,265	50,651	35,211	46,306	54,951
Manufacture of soap and detergents cleaning and polishing, perfumes and toilet preparations.....	41,406	64,627	76,697	68,098	62,452
Manufacture of chemical products n.e.c.	6,217	5,544	4,181	4,292	7,363
MANUFACTURE OF RUBBER AND PLASTIC PRODUCTS.....	158,017	171,515	194,462	228,387	236,145
Manufacture of rubber products.....	77,403	95,393	93,508	122,504	100,991
Manufacture of plastic products.....	80,615	76,122	100,954	105,883	135,154
MANUFACTURE OF OTHER NON-METALLIC MINERAL PRODUCTS ...	273,074	301,200	333,838	362,109	519,730
Manufacture of glass and glass products.....	17,026	16,233	14,519	16,084	5,056
Manufacture of structural clay products	6,337	6,519	9,629	10,956	8,687
Manufacture of cement, lime and plaster	177,331	199,116	238,319	258,203	427,994
Manufacture of articles of concrete, cement and plaster	36,356	34,913	37,211	34,713	26,274
Manufacture of non-metallic mineral products n.e.c..	36,025	44,419	34,161	42,154	51,719
MANUFACTURE OF BASIC IRON AND STEEL.....	65,558	79,760	103,535	135,127	117,016
Manufacture of basic iron and steel.....	65,558	79,760	103,535	135,127	117,016
MANUFACTURE OF FABRICATED METAL PRODUCTS EXCEPT MACHINERY AND EQUIPMENT	42,156	52,685	64,035	73,847	89,437
Manufacture of structural metal products, tanks, reservoirs and containers of metal	6,603	10,304	9,716	11,919	32,488
Manufacture of cutlery, hand tools and general hardware	6,414	6,305	7,844	13,316	13,213
Manufacture of other fabricated metal products	29,139	36,076	46,474	48,612	43,736
MANUFACTURE OF MACHINERY AND EQUIPMENT N.E.C.	3,150	2,914	2,996	2,677	3,814
Manufacture of pumps, compressors, taps and valves..	-	-	-	-	-
Manufacture of ovens, furnaces and furnace burners..	438	641	385	1,371	3,272
Manufacture of other general purpose machinery.....	62	87	-	-	-
Manufacture of machinery for food and beverage processing	2,285	2,107	2,531	1,247	414
Manufacture of accumulators, primary cells and and primary batteries	365	79	79	58	128
MANUFACTURE OF MOTOR VEHICLES	128,858	265,749	163,768	80,258	59,280
Manufacture of bodies for motor vehicles.....	125,779	263,390	162,302	78,792	57,814
Manufacture of parts and accessories for motor vehicles and their engines.....	3,080	2,358	1,466	1,466	1,466
MANUFACTURE OF FURNITURE; MANUFACTURING N.E.C.	58,167	61,323	57,967	69,661	85,976
Manufacture of furniture; manufacturing n.e.c.....	58,167	61,323	57,967	69,661	85,976
T O T A L	3,392,445	3,830,422	3,962,384	3,948,321	4,460,960

CENSUS VALUE ADDED (AT FACTOR COST) BY INDUSTRIAL GROUP - PUBLIC AND PRIVATE
1998/1999 (1991 E.F.Y) - 2002/2003 (1995 E.F.Y)

TABLE 5.8

(IN '000 BIRR)

INDUSTRIAL GROUP	CENSUS VALUE ADDED (AT FACTOR COST)				
	1991	1992	1993	1994	1995
MANUFACTURE OF FOOD PRODUCTS AND BEVERAGES.....	1,150,186	1,323,604	1,447,333	1,354,682	1,569,766
Production, processing and preserving of meat, fruit and vegetables	87,014	101,394	62,961	50,674	54,897
Manufacture of vegetable and animal oils and fats...	18,291	18,353	23,627	16,689	32,019
Manufacture of dairy products	5,278	5,824	14,077	18,497	19,387
Manufacture of grain mill products	56,784	78,321	54,360	88,965	87,834
Manufacture of prepared animal feeds	1,935	2,161	1,995	1,739	1,736
Manufacture of bakery products	62,148	76,826	72,012	65,112	65,334
Manufacture of sugar and sugar confectionery	581,846	584,484	684,818	527,497	717,041
Manufacture of macaroni and spaghetti.....	20,342	29,475	24,098	26,665	22,386
Manufacture of food products n.e.c.	19,194	18,756	27,709	27,130	27,358
Distilling, rectifying and blending of spirits	28,543	26,005	28,931	30,067	32,004
Manufacture of wines	8,376	9,401	9,231	10,657	17,389
Manufacture of malt liquors and malt	150,983	249,145	300,991	299,911	304,868
Manufacture of soft drinks & production of mineral waters	109,453	123,458	142,524	191,080	187,513
MANUFACTURE OF TOBACCO PRODUCTS	98,657	112,206	71,236	108,363	108,363
Manufacture of tobacco products.....	98,657	112,206	71,236	108,363	108,363
MANUFACTURE OF TEXTILES	151,265	163,193	185,853	148,504	154,638
Spinning, weaving and finishing of textiles	125,944	140,137	170,175	130,098	136,258
Manufacture of cordage, rope, twine and netting	23,815	22,374	15,122	17,749	17,276
Knitting mills	1,506	681	556	657	1,105
MANUFACTURE OF WEARING APPAREL, EXCEPT FUR APPAREL....	18,673	21,593	19,389	21,563	34,509
Manufacture of wearing apparel except fur apparel...	18,673	21,593	19,389	21,563	34,509
TANNING AND DRESSING OF LEATHER; MANUFACTURE OF FOOTWEAR, LUGGAGE AND HANDBAGS	177,500	143,639	153,376	186,317	155,051
Tanning and dressing of leather, luggage and handbags	121,214	91,111	100,298	130,799	99,052
Manufacture of footwear.....	56,286	52,528	53,078	55,518	55,999
MANUFACTURE OF WOOD AND OF PRODUCTS OF WOOD AND CORK, EXCEPT FURNITURE	17,262	16,300	20,876	19,524	31,728
Manufacture of wood and of products of wood and cork, except furniture.....	17,262	16,300	20,876	19,524	31,728
MANUFACTURE OF PAPER, PAPER PRODUCTS AND PRINTING.....	124,522	149,400	157,609	167,579	167,874
Manufacture of paper and paper products.....	26,615	35,999	40,165	31,245	31,825
Publishing and printing services.....	97,906	113,401	117,443	136,333	136,049
MANUFACTURE OF CHEMICALS AND CHEMICAL PRODUCTS.....	109,490	138,810	140,792	157,901	176,191
Manufacture of basic chemicals, except fertilizers and nitrogen compounds.....	14,163	13,707	22,400	23,942	26,606
Manufacture of paints, varnishes and mastics	29,849	31,739	29,975	39,672	47,059

CENSUS VALUE ADDED (AT FACTOR COST) BY INDUSTRIAL GROUP - PUBLIC AND PRIVATE
1998/1999 (1991 E.F.Y) - 2002/2003 (1995 E.F.Y)

TABLE 5.8 (Contd..)

(IN '000 BIRR)

INDUSTRIAL GROUP	CENSUS VALUE ADDED (AT FACTOR COST)				
	1991	1992	1993	1994	1995
Manufacture of pharmaceuticals, medicinal chemicals and botanical products.....	31,037	45,552	29,685	41,773	53,140
Manufacture of soap and detergents cleaning and polishing, perfumes and toilet preparations.....	29,590	43,409	55,836	49,202	43,126
Manufacture of chemical products n.e.c.	4,852	4,404	2,896	3,312	6,260
MANUFACTURE OF RUBBER AND PLASTIC PRODUCTS.....	118,597	127,572	161,792	165,632	174,902
Manufacture of rubber products.....	58,866	74,543	90,582	86,178	76,274
Manufacture of plastic products.....	59,732	53,029	71,211	79,454	98,627
MANUFACTURE OF OTHER NON-METALLIC MINERAL PRODUCTS ...	222,221	237,615	265,138	276,181	434,020
Manufacture of glass and glass products.....	14,926	14,028	12,200	13,317	4,701
Manufacture of structural clay products	5,203	5,357	6,689	7,709	6,706
Manufacture of cement, lime and plaster	136,637	153,348	189,415	193,337	356,067
Manufacture of articles of concrete, cement and plaster	33,094	29,062	31,044	29,253	23,899
Manufacture of non-metallic mineral products n.e.c..	32,360	35,821	25,789	32,566	42,648
MANUFACTURE OF BASIC IRON AND STEEL.....	41,793	53,790	56,742	80,785	77,064
Manufacture of basic iron and steel.....	41,793	53,790	56,742	80,785	77,064
MANUFACTURE OF FABRICATED METAL PRODUCTS EXCEPT MACHINERY AND EQUIPMENT	33,594	41,183	50,289	54,280	64,219
Manufacture of structural metal products, tanks, reservoirs and containers of metal	5,075	7,841	8,038	9,669	22,611
Manufacture of cutlery, hand tools and general hardware	5,212	4,717	6,579	8,937	9,113
Manufacture of other fabricated metal products	23,306	28,626	35,672	35,674	32,495
MANUFACTURE OF MACHINERY AND EQUIPMENT N.E.C.	2,769	2,545	2,708	2,099	2,484
Manufacture of pumps, compressors, taps and valves..	-	-	-	-	-
Manufacture of ovens, furnaces and furnace burners..	361	530	299	1,051	2,105
Manufacture of other general purpose machinery.....	52	73	-	-	-
Manufacture of machinery for food and beverage processing	2,077	1,878	2,346	1,141	330
Manufacture of accumulators, primary cells and and primary batteries	279	64	64	-93	49
MANUFACTURE OF MOTOR VEHICLES	119,602	243,084	136,540	66,354	53,484
Manufacture of bodies for motor vehicles.....	116,527	240,904	135,166	64,981	52,130
Manufacture of parts and accessories for motor vehicles and their engines.....	3,076	2,181	1,374	1,374	1,354
MANUFACTURE OF FURNITURE; MANUFACTURING N.E.C.	49,037	51,919	47,327	57,672	73,962
Manufacture of furniture; manufacturing n.e.c.....	49,037	51,919	47,327	57,672	73,962
T O T A L	2,435,169	2,826,454	2,916,999	2,867,436	3,278,256

VALUE ADDED IN THE NATIONAL ACCOUNT CONCEPT (AT MARKET PRICE) BY INDUSTRIAL GROUP - PUBLIC AND PRIVATE
1998/1999 (1991 E.F.Y) - 2002/2003 (1995 E.F.Y)

TABLE 5.9

(IN '000 BIRR)

INDUSTRIAL GROUP	VALUE ADDED IN THE NATIONAL ACCOUNT CONCEPT (AT MARKET PRICE)				
	1991	1992	1993	1994	1995
MANUFACTURE OF FOOD PRODUCTS AND BEVERAGES.....	1,493,901	1,599,752	1,765,658	1,568,373	1,865,215
Production, processing and preserving of meat, fruit and vegetables	96,387	104,998	59,311	47,373	52,220
Manufacture of vegetable and animal oils and fats...	19,942	19,288	23,186	19,391	40,795
Manufacture of dairy products	4,072	5,206	12,202	14,444	19,777
Manufacture of grain mill products	60,816	81,754	55,470	84,335	101,205
Manufacture of prepared animal feeds	1,435	1,581	1,553	1,404	1,559
Manufacture of bakery products	65,092	82,358	69,497	57,990	58,907
Manufacture of sugar and sugar confectionery	671,029	691,914	826,251	582,541	866,071
Manufacture of macaroni and spaghetti.....	26,515	35,621	30,060	24,753	29,842
Manufacture of food products n.e.c.	17,639	18,181	28,252	26,732	26,702
Distilling, rectifying and blending of spirits	45,401	39,878	49,626	53,118	53,257
Manufacture of wines	9,151	10,266	13,403	15,675	6,399
Manufacture of malt liquors and malt	310,984	329,943	421,891	396,127	381,033
Manufacture of soft drinks & production of mineral waters	165,438	178,766	174,956	244,490	227,448
MANUFACTURE OF TOBACCO PRODUCTS	159,097	173,453	151,088	142,336	142,336
Manufacture of tobacco products.....	159,097	173,453	151,088	142,336	142,336
MANUFACTURE OF TEXTILES	197,646	206,988	221,917	192,713	203,285
Spinning, weaving and finishing of textiles	170,118	180,976	201,386	172,845	183,021
Manufacture of cordage, rope, twine and netting	25,899	25,335	19,841	19,164	18,858
Knitting mills	1,628	677	689	704	1,405
MANUFACTURE OF WEARING APPAREL, EXCEPT FUR APPAREL....	16,579	21,085	18,571	20,440	31,978
Manufacture of wearing apparel except fur apparel...	16,579	21,085	18,571	20,440	31,978
TANNING AND DRESSING OF LEATHER; MANUFACTURE OF FOOTWEAR, LUGGAGE AND HANDBAGS	182,338	140,689	152,448	188,737	147,297
Tanning and dressing of leather, luggage and handbags	114,957	76,258	87,256	121,363	81,237
Manufacture of footwear.....	67,381	64,431	65,192	67,374	66,059
MANUFACTURE OF WOOD AND OF PRODUCTS OF WOOD AND CORK, EXCEPT FURNITURE	17,321	16,330	21,418	21,329	35,359
Manufacture of wood and of products of wood and cork, except furniture.....	17,321	16,330	21,418	21,329	35,359
MANUFACTURE OF PAPER, PAPER PRODUCTS AND PRINTING.....	118,353	154,368	160,786	182,130	185,924
Manufacture of paper and paper products.....	23,852	42,942	48,105	37,462	42,743
Publishing and printing services.....	94,502	111,427	112,681	144,668	143,181
MANUFACTURE OF CHEMICALS AND CHEMICAL PRODUCTS.....	106,765	159,611	152,735	165,251	188,140
Manufacture of basic chemicals, except fertilizers and nitrogen compounds.....	7,263	12,643	22,523	24,004	24,333
Manufacture of paints, varnishes and mastics	36,398	40,639	39,348	50,263	58,616

VALUE ADDED IN THE NATIONAL ACCOUNT CONCEPT (AT MARKET PRICE) BY INDUSTRIAL GROUP - PUBLIC AND PRIVATE
1998/1999 (1991 E.F.Y) - 2002/2003 (1995 E.F.Y)

TABLE 5.9 (Contd..)

(IN '000 BIRR)

INDUSTRIAL GROUP	VALUE ADDED IN THE NATIONAL ACCOUNT CONCEPT (AT MARKET PRICE)				
	1991	1992	1993	1994	1995
Manufacture of pharmaceuticals, medicinal chemicals and botanical products.....	28,005	44,791	27,332	37,682	49,908
Manufacture of soap and detergents cleaning and polishing, perfumes and toilet preparations.....	29,602	56,875	60,361	50,396	51,389
Manufacture of chemical products n.e.c.	5,497	4,664	3,171	2,906	3,894
MANUFACTURE OF RUBBER AND PLASTIC PRODUCTS.....	135,686	147,090	167,253	197,430	214,906
Manufacture of rubber products.....	64,434	80,579	76,311	107,722	93,150
Manufacture of plastic products.....	71,252	66,511	90,942	89,708	121,756
MANUFACTURE OF OTHER NON-METALLIC MINERAL PRODUCTS ...	223,823	266,773	273,347	300,623	439,750
Manufacture of glass and glass products.....	15,061	11,533	12,444	14,376	4,459
Manufacture of structural clay products	4,994	5,142	8,089	9,203	7,781
Manufacture of cement, lime and plaster	154,865	188,741	198,916	220,869	366,645
Manufacture of articles of concrete, cement and plaster	28,364	30,129	29,962	27,572	21,453
Manufacture of non-metallic mineral products n.e.c..	20,540	31,228	23,935	28,602	39,413
MANUFACTURE OF BASIC IRON AND STEEL.....	58,561	74,491	94,935	122,554	101,062
Manufacture of basic iron and steel.....	58,561	74,491	94,935	122,554	101,062
MANUFACTURE OF FABRICATED METAL PRODUCTS EXCEPT MACHINERY AND EQUIPMENT	34,543	44,145	52,306	63,777	74,911
Manufacture of structural metal products, tanks, reservoirs and containers of metal	5,372	8,730	7,850	9,941	26,852
Manufacture of cutlery, hand tools and general hardware	5,029	4,990	5,501	10,667	10,722
Manufacture of other fabricated metal products	24,142	30,426	38,955	43,169	37,337
MANUFACTURE OF MACHINERY AND EQUIPMENT N.E.C.	2,525	2,518	2,549	2,161	2,753
Manufacture of pumps, compressors, taps and valves..	-	-	-	-	-
Manufacture of ovens, furnaces and furnace burners..	388	512	348	1,246	2,811
Manufacture of other general purpose machinery.....	58	82	-	-	-
Manufacture of machinery for food and beverage processing	1,876	1,869	2,146	1,131	314
Manufacture of accumulators, primary cells and and primary batteries	203	55	55	-216	-372
MANUFACTURE OF MOTOR VEHICLES	91,967	226,257	128,477	69,420	47,051
Manufacture of bodies for motor vehicles.....	89,075	224,010	127,152	68,095	45,726
Manufacture of parts and accessories for motor vehicles and their engines.....	2,891	2,248	1,325	1,325	1,325
MANUFACTURE OF FURNITURE; MANUFACTURING N.E.C.	47,370	49,755	48,689	57,301	70,537
Manufacture of furniture; manufacturing n.e.c.....	47,370	49,755	48,689	57,301	70,537
T O T A L	2,886,474	3,283,306	3,412,175	3,294,574	3,750,503

VALUE ADDED IN THE NATIONAL ACCOUNT CONCEPT (AT FACTOR COST) BY INDUSTRIAL GROUP - PUBLIC AND PRIVATE
1998/1999 (1991 E.F.Y) - 2002/2003 (1995 E.F.Y)

TABLE 5.10

(IN '000 BIRR)

INDUSTRIAL GROUP	VALUE ADDED IN THE NATIONAL ACCOUNT CONCEPT (AT FACTOR COST)				
	1991	1992	1993	1994	1995
MANUFACTURE OF FOOD PRODUCTS AND BEVERAGES.....	925,341	1,026,556	1,203,793	1,005,236	1,207,369
Production, processing and preserving of meat, fruit and vegetables	74,733	86,578	50,259	42,917	44,732
Manufacture of vegetable and animal oils and fats...	12,323	12,503	17,104	11,792	27,472
Manufacture of dairy products	3,352	4,663	10,653	12,530	15,990
Manufacture of grain mill products	41,098	59,055	37,426	69,143	69,088
Manufacture of prepared animal feeds	1,236	1,282	1,399	1,085	861
Manufacture of bakery products	54,314	65,840	56,050	48,027	48,979
Manufacture of sugar and sugar confectionery	539,053	504,148	648,132	432,092	630,753
Manufacture of macaroni and spaghetti.....	17,983	26,398	19,831	22,699	17,903
Manufacture of food products n.e.c.	15,087	16,202	25,561	22,431	22,357
Distilling, rectifying and blending of spirits	23,726	16,524	22,462	25,018	23,853
Manufacture of wines	5,760	5,742	6,884	8,095	-4,929
Manufacture of malt liquors and malt	75,639	170,258	239,827	204,006	200,531
Manufacture of soft drinks & production of mineral waters	61,037	57,363	68,206	105,401	109,779
MANUFACTURE OF TOBACCO PRODUCTS	81,402	104,912	65,358	90,056	90,056
Manufacture of tobacco products.....	81,402	104,912	65,358	90,056	90,056
MANUFACTURE OF TEXTILES	119,565	133,139	140,782	109,286	106,773
Spinning, weaving and finishing of textiles	97,981	112,572	126,968	95,103	92,875
Manufacture of cordage, rope, twine and netting	20,255	20,020	13,450	13,637	12,904
Knitting mills	1,329	547	364	547	995
MANUFACTURE OF WEARING APPAREL, EXCEPT FUR APPAREL....	12,273	14,964	13,613	14,148	23,144
Manufacture of wearing apparel except fur apparel....	12,273	14,964	13,613	14,148	23,144
TANNING AND DRESSING OF LEATHER; MANUFACTURE OF FOOTWEAR, LUGGAGE AND HANDBAGS	141,443	103,450	112,835	150,457	112,517
Tanning and dressing of leather, luggage and handbags	93,421	60,338	67,181	104,861	65,733
Manufacture of footwear.....	48,023	43,112	45,653	45,595	46,784
MANUFACTURE OF WOOD AND OF PRODUCTS OF WOOD AND CORK, EXCEPT FURNITURE	13,995	12,573	16,381	16,851	26,411
Manufacture of wood and of products of wood and cork, except furniture.....	13,995	12,573	16,381	16,851	26,411
MANUFACTURE OF PAPER, PAPER PRODUCTS AND PRINTING.....	107,676	132,598	138,503	145,452	142,419
Manufacture of paper and paper products.....	20,878	31,447	35,196	26,072	25,233
Publishing and printing services.....	86,799	101,151	103,306	119,380	117,186
MANUFACTURE OF CHEMICALS AND CHEMICAL PRODUCTS.....	74,394	117,554	108,034	118,002	139,403
Manufacture of basic chemicals, except fertilizers and nitrogen compounds.....	3,261	10,614	18,519	19,694	19,944
Manufacture of paints, varnishes and mastics	26,439	28,068	26,325	31,733	36,508

VALUE ADDED IN THE NATIONAL ACCOUNT CONCEPT (AT FACTOR COST) BY INDUSTRIAL GROUP - PUBLIC AND PRIVATE
1998/1999 (1991 E.F.Y) - 2002/2003 (1995 E.F.Y)

TABLE 5.10 (Contd..)

(IN '000 BIRR)

INDUSTRIAL GROUP	VALUE ADDED IN THE NATIONAL ACCOUNT CONCEPT (AT FACTOR COST)				
	1991	1992	1993	1994	1995
Manufacture of pharmaceuticals, medicinal chemicals and botanical products.....	22,777	39,692	21,806	33,149	48,098
Manufacture of soap and detergents cleaning and polishing, perfumes and toilet preparations.....	17,787	35,657	39,499	31,500	32,063
Manufacture of chemical products n.e.c.	4,131	3,523	1,886	1,926	2,791
MANUFACTURE OF RUBBER AND PLASTIC PRODUCTS.....	96,266	103,147	134,583	134,676	153,663
Manufacture of rubber products.....	45,897	59,729	73,385	71,396	68,434
Manufacture of plastic products.....	50,369	43,418	61,199	63,280	85,229
MANUFACTURE OF OTHER NON-METALLIC MINERAL PRODUCTS ...	172,969	203,188	204,647	214,694	354,041
Manufacture of glass and glass products.....	12,962	9,328	10,126	11,609	4,104
Manufacture of structural clay products	3,861	3,980	5,150	5,956	5,800
Manufacture of cement, lime and plaster	114,171	142,973	150,013	156,003	294,717
Manufacture of articles of concrete, cement and plaster	25,101	24,278	23,794	22,112	19,078
Manufacture of non-metallic mineral products n.e.c..	16,875	22,629	15,564	19,014	30,342
MANUFACTURE OF BASIC IRON AND STEEL.....	34,797	48,521	48,142	68,212	61,110
Manufacture of basic iron and steel.....	34,797	48,521	48,142	68,212	61,110
MANUFACTURE OF FABRICATED METAL PRODUCTS EXCEPT MACHINERY AND EQUIPMENT	25,981	32,644	38,560	44,210	49,693
Manufacture of structural metal products, tanks, reservoirs and containers of metal	3,844	6,267	6,172	7,691	16,975
Manufacture of cutlery, hand tools and general hardware	3,828	3,402	4,235	6,288	6,621
Manufacture of other fabricated metal products	18,309	22,976	28,153	30,231	26,097
MANUFACTURE OF MACHINERY AND EQUIPMENT N.E.C.	2,145	2,149	2,261	1,583	1,423
Manufacture of pumps, compressors, taps and valves..	-	-	-	-	-
Manufacture of ovens, furnaces and furnace burners..	312	401	262	925	1,645
Manufacture of other general purpose machinery.....	48	69	-	-	-
Manufacture of machinery for food and beverage processing	1,669	1,641	1,960	1,025	230
Manufacture of accumulators, primary cells and and primary batteries	116	39	39	-367	-451
MANUFACTURE OF MOTOR VEHICLES	82,711	203,593	101,249	55,516	41,254
Manufacture of bodies for motor vehicles.....	79,823	201,523	100,016	54,284	40,042
Manufacture of parts and accessories for motor vehicles and their engines.....	2,887	2,070	1,233	1,233	1,213
MANUFACTURE OF FURNITURE; MANUFACTURING N.E.C.	38,239	40,351	38,049	45,312	58,523
Manufacture of furniture; manufacturing n.e.c.....	38,239	40,351	38,049	45,312	58,523
T O T A L	1,929,198	2,279,338	2,366,790	2,213,690	2,567,799

PRODUCTION OF MAJOR MANUFACTURED ARTICLES
1998/1999 (1991 E.F.Y) - 2002/2003 (1995 E.F.Y)

TABLE 5.11

NAME OF PRODUCT	UNIT	QUANTITY PRODUCED				
		1991	1992	1993	1994	1995
FOOD						
Meat	TONS	615	526	555	1,194	849
Vegetable Soup	"	5,436	5,242	2,452	-	55
Zigin and Shiro wet	"	5,207	4,314	2,616	2,589	2,465
Orange Juice	"	13	9	14	9	62
Marmalade	"	2,867	2,873	1,649	1,172	144
Tomato Paste	"	1,949	2,424	1,730	555	2,116
Milk Pasturized	H.L.	37,637	38,291	73,807	89,382	107,469
Butter and Ghee	TONS	64	60	922	384	180
Cheese	"	13	11	187	166	140
Edible Oil	"	6,579	6,637	8,329	7,993	8,027
Oil Cakes	"	22,574	38,968	13,484	75,201	14,149
Flour (Wheat)	"	167,526	185,437	165,345	142,541	136,669
Flour (Others)	"	344	1,147	274	891	881
Fafa, Dube, Edget, Meten etc	"	6,183	9,983	11,693	9,216	15,379
Macaroni and Pasta	"	23,999	29,688	26,214	23,258	30,239
Biscuits	"	9,080	11,781	16,607	4,925	5,639
Galetta	"	11,601	9,182	5,777	2,130	1,509
Bread	"	19,263	30,765	26,603	19,979	20,747
Coffee(milled)	"	34	28	156	300	115
Sugar	"	234,987	250,870	251,349	248,152	268,008
Tea	"	3,608	3,776	3,973	3,188	4,976
Molasses	"	59,563	57,101	56,323	51,785	50,402
Sweets	"	1,281	1,433	1,440	1,405	992
Animal Feed	"	5,576	7,049	8,399	4,762	6,567
Beer	H.L	920,765	1,111,204	1,605,101	1,811,977	2,123,200
Wine	"	17,913	23,440	24,829	26,678	32,006
Liquors	"	30,562	29,552	33,223	33,997	41,538
Alcohol	"	17,224	14,575	17,541	19,982	12,878
Lemonade	"	666,920	615,780	677,062	994,981	845,354
Mineral Water	"	421,307	399,763	395,451	394,632	432,600
Malt	TONS	9,368	11,752	10,618	15,961	14,665
TOBACCO						
Cigarettes	('000 PCS)	1,829,070	1,931,290	1,903,800	1,511,020	1,511,028
TEXTILES						
Lint Cotton	"	10,382	12,356	16,097	20,845	20,052
Cotton Fabrics	('000 SQ.M)	42,959	38,499	44,925	44,963	41,310
Nylon Fabrics	"	4,047	2,921	1,310	1,022	1,424
Acrylic Yarn	TONS	730	354	411	146	1,120
Cotton Yarn	"	3,408	3,977	5,726	7,736	5,467
Woolen Fabrics	SQ.M.	-	-	-	-	-
Blanket (Woolen)	('000 SQ.M)	3,896	3,334	3,095	1,845	1,986
Blanket (Waste Cotton)	PCS	182,084	144,653	90,311	90,311	90,311
Blanket (Others)	"	34,744	40,478	-	-	259,789
Bed sheet	PCS	7,349	4,129	1,778	1,724	161,497
Shirts	DOZEN	11,647	7,199	4,646	3,480	11,793
Carpets	SQ.M.	-	-	4,779	1,855	2,000
Gunny Bags	TONS	4,981	5,708	5,981	5,691	3,960
Hosieries	DOZEN	83,922	86,454	37,869	28,691	29,262
Wearing Apparel (Except Leather)	"	58,655	165,926	142,156	130,763	134,427
Wearing Apparel (Leather)	PCS	9,080	7,089	10,516	9,950	12,689
Sweater	DOZEN	725	1,121	828	1,460	2,015
Sewing Thread	TONS	16	24	7	20	1
Emroidery	"	59	48	50	30	1
Jano Thread	"	-	-	7	-	5

TABLE 5.11 (Contd.)

NAME OF PRODUCT	UNIT	QUANTITY PRODUCED				
		1991	1992	1993	1994	1995
LEATHER AND FOOTWEAR						
Leather Shoes and Boots	PAIRS	1,400,748	1,585,034	1,326,253	1,098,574	866,994
Canvas and Rubber Shoes	"	500,149	193,628	215,107	147,947	281,625
Plastic Footwear	"	5,576,111	3,242,974	4,817,033	5,430,159	5,989,671
Leather Upper and Linning	('000 SQ.M)	747	1,026	501	923	520
Leather Sole	TONS	-	26,110	-	-	3,793
Semi Processed Skins	('000 PCS)	13,031	10,845	29,028	10,489	12,797
Leather Garment	('000 SQ.FT)	3,890	3,918	961	4,669	6,654
Plastic Sole	PAIRS	1,666,467	1,730,609	1,988,159	2,074,665	3,443,200
Crust Hides and Wet Blue Hides	('000 SQ.FT)	4,566	6,483	8,682	4,569	13,094
WOOD						
Timber	CUB. M	7,136	3,080	3,560	4,715	5,891
Plywood	"	376	430	455	677	1,168
Particle Board	"	9,298	7,200	10,289	747	2,231
PAPER AND PRINTING						
Paper	TONS	5,143	6,144	7,719	6,683	6,880
Boxing Paper	TONS	2,278	3,090	2,187	1,727	1,373
CHEMICAL						
Foam	CUB.M.	35,887	63,794	68,227	94,892	109,645
Soap	TONS	26,146	17,194	14,766	19,249	11,632
Carbon Dioxide	"	362	594	594	427	1,306
Oxygen	CUB.M	317,251	340,720	324,659	318,627	244,530
Plastic Crate	('000 PCS)	135	249	336	320	301
Paints	('000 LTR)	4,621	4,715	4,362	8,924	8,394
Vaseline	TONS	42	26	24	10	21
Paraffine	TONS	1,680	1,664	1,772	2,803	759
Varnishes and Lacquers	"	269	430	344	375	251
Capsules	('000 PCS)	165,711	273,504	214,799	267,948	235,031
Tablets	"	673,895	491,287	450,962	310,386	434,632
Antibiotics	"	6,497	29,586	32,159	5,734	7,190
Syrup	('000 LTR)	224	232	258	419	668
Ointment	TONS	47	54	59	30	37
Injection of 100 A	('000 PCS)	5,925	6,295	4,933	2,614	18,944
Tyres	PCS	148,235	118,776	208,592	197,540	191,309
Tubes	"	63,449	53,383	106,738	78,624	64,550
Electric Wires	('000 METERS)	-	12,990	17,935	11,387	3,073
Polythelene Products	TONS	5,110	6,960	5,850	7,237	11,209
Candles	"	719	769	559	677	614
Ball Pen	('000 PCS)	4,720	3,946	7,441	2,221	1,654
NON-METALLIC MINERAL PRODUCTS						
Cement	TONS	469,548	815,632	819,047	919,169	890,181
Cement Blocks	('000 PCS)	9,568	9,763	10,039	9,639	9,810
Cement Tubes	('000 PCS)	159	262	139	2,011	157
Cement Floor Tiles	SQ.M	340,652	551,107	581,156	221,801	395,916
Bricks of Clay	('000 PCS)	19,410	20,152	20,040	22,111	20,961
Lime	TONS	14,240	9,273	11,350	7,805	10,532
Glasses	('000 PCS)	-	-	149	-	-
Gravel	CUB.M	49,927	59,692	39,836	50,329	94,956
Marble	SQ.M	152,235	135,875	114,182	209,803	128,918
Glass Bottles	"	23,134	16,078	16,233	12,362	2,647
METAL						
Iron Bars	TONS	5,357	6,608	4,031	3,872	5,943
Wires	"	664	481	205	710	409
Nails	"	2,454	2,773	3,817	5,190	5,330
Iron Sheets	"	17,425	21,246	35,368	35,341	10,588
Crown Cork	('000 GROSS)	3,176	2,643	3,723	3,728	3,246
Motor Vehicle Spring	TONS	447	529	390	290	330
Metalic Door	SQ.M	9,961	14,754	3,857	6,576	8,796
Metalic Window	SQ.M	3,859	7,472	2,500	7,428	7,428

TOTAL VALUE OF FIXED ASSETS BY INDUSTRIAL GROUP - PUBLIC AND PRIVATE
1998/1999 (1991 E.F.Y) - 2002/2003 (1995 E.F.Y)

TABLE 5.12

(IN '000 BIRR)

INDUSTRIAL GROUP	TOTAL VALUE OF FIXED ASSETS				
	1991	1992	1993	1994	1995
MANUFACTURE OF FOOD PRODUCTS AND BEVERAGES.....	1,399,755	1,981,131	2,590,422	2,785,813	2,506,326
Production, processing and preserving of meat, fruit and vegetables	129,413	131,821	115,483	109,487	106,252
Manufacture of vegetable and animal oils and fats...	118,692	169,123	234,650	216,683	175,743
Manufacture of dairy products	35,795	32,506	40,793	31,386	26,753
Manufacture of grain mill products	162,932	204,408	228,283	256,951	255,451
Manufacture of prepared animal feeds	1,095	929	893	821	929
Manufacture of bakery products	83,129	126,373	139,054	117,772	132,740
Manufacture of sugar and sugar confectionery	393,160	595,660	826,929	927,537	737,914
Manufacture of macaroni and spaghetti.....	21,484	27,417	24,100	23,169	33,276
Manufacture of food products n.e.c.	40,497	36,397	125,922	194,282	123,346
Distilling, rectifying and blending of spirits	11,286	9,901	11,680	10,998	19,954
Manufacture of wines	1,263	20,262	18,095	16,814	14,715
Manufacture of malt liquors and malt	238,380	369,677	609,844	615,261	606,402
Manufacture of soft drinks & production of mineral waters	162,628	256,656	214,696	264,653	272,852
MANUFACTURE OF TOBACCO PRODUCTS	27,190	23,917	67,830	61,551	61,551
Manufacture of tobacco products.....	27,190	23,917	67,830	61,551	61,551
MANUFACTURE OF TEXTILES	844,999	880,209	875,528	894,271	748,460
Spinning, weaving and finishing of textiles	811,978	850,613	843,966	868,954	725,397
Manufacture of cordage, rope, twine and netting	27,721	24,731	24,744	22,347	20,294
Knitting mills	5,299	4,866	6,818	2,970	2,770
MANUFACTURE OF WEARING APPAREL, EXCEPT FUR APPAREL....	61,098	61,456	50,800	47,616	44,743
Manufacture of wearing apparel except fur apparel...	61,098	61,456	50,800	47,616	44,743
TANNING AND DRESSING OF LEATHER; MANUFACTURE OF FOOTWEAR, LUGGAGE AND HANDBAGS	272,997	448,080	572,443	459,204	479,478
Tanning and dressing of leather, luggage and handbags	148,380	281,549	297,594	259,476	254,023
Manufacture of footwear.....	124,617	166,531	274,849	199,728	225,455
MANUFACTURE OF WOOD AND OF PRODUCTS OF WOOD AND CORK, EXCEPT FURNITURE	5,957	5,507	4,368	11,653	5,903
Manufacture of wood and of products of wood and cork, except furniture.....	5,957	5,507	4,368	11,653	5,903
MANUFACTURE OF PAPER, PAPER PRODUCTS AND PRINTING	129,408	132,547	144,819	162,710	179,855
Manufacture of paper and paper products.....	48,080	44,663	53,629	51,275	41,300
Publishing and printing services.....	81,329	87,884	91,191	111,435	138,556
MANUFACTURE OF CHEMICALS AND CHEMICAL PRODUCTS.....	439,829	451,128	387,414	489,636	436,022
Manufacture of basic chemicals, except fertilizers and nitrogen compounds.....	144,962	137,009	117,722	135,523	122,597
Manufacture of paints, varnishes and mastics	39,668	40,034	28,154	30,100	27,695

TOTAL VALUE OF FIXED ASSETS BY INDUSTRIAL GROUP - PUBLIC AND PRIVATE
1998/1999 (1991 E.F.Y) - 2002/2003 (1995 E.F.Y)

TABLE 5.12 (Contd..)

(IN '000 BIRR)

INDUSTRIAL GROUP	TOTAL VALUE OF FIXED ASSETS				
	1991	1992	1993	1994	1995
Manufacture of pharmaceuticals, medicinal chemicals and botanical products.....	178,970	199,325	166,933	257,601	201,140
Manufacture of soap and detergents cleaning and polishing, perfumes and toilet preparations.....	67,875	62,135	67,788	58,491	58,010
Manufacture of chemical products n.e.c.	8,354	12,624	6,817	7,922	26,580
MANUFACTURE OF RUBBER AND PLASTIC PRODUCTS.....	283,291	294,339	306,043	326,970	339,918
Manufacture of rubber products.....	152,440	151,050	147,269	135,486	121,293
Manufacture of plastic products.....	130,851	143,290	158,773	191,484	218,625
MANUFACTURE OF OTHER NON-METALLIC MINERAL PRODUCTS ...	417,015	460,084	401,088	404,027	1,147,230
Manufacture of glass and glass products.....	19,404	34,153	20,996	18,594	18,011
Manufacture of structural clay products	4,879	1,620	10,302	9,634	8,551
Manufacture of cement, lime and plaster	163,126	190,005	156,581	168,322	915,986
Manufacture of articles of concrete, cement and plaster	37,528	36,590	25,889	25,290	26,327
Manufacture of non-metallic mineral products n.e.c.,	192,079	197,717	187,319	182,187	178,354
MANUFACTURE OF BASIC IRON AND STEEL.....	39,401	58,306	128,277	116,225	127,005
Manufacture of basic iron and steel.....	39,401	58,306	128,277	116,225	127,005
MANUFACTURE OF FABRICATED METAL PRODUCTS EXCEPT MACHINERY AND EQUIPMENT	113,709	185,371	204,514	203,682	227,348
Manufacture of structural metal products, tanks, reservoirs and containers of metal	20,273	27,089	19,435	20,953	55,761
Manufacture of cutlery, hand tools and general hardware	8,626	8,657	10,289	30,308	28,740
Manufacture of other fabricated metal products	84,810	149,625	174,790	152,421	142,847
MANUFACTURE OF MACHINERY AND EQUIPMENT N.E.C.	5,585	12,224	6,196	17,952	16,340
Manufacture of pumps, compressors, taps and valves..	-	-	-	-	-
Manufacture of ovens, furnaces and furnace burners..	265	318	39	7,413	8,759
Manufacture of other general purpose machinery.....	41	12	-	-	-
Manufacture of machinery for food and beverage processing	4,878	11,849	6,117	7,400	5,307
Manufacture of accumulators, primary cells and and primary batteries	401	45	40	3,139	2,274
MANUFACTURE OF MOTOR VEHICLES	71,785	107,634	103,879	103,262	86,074
Manufacture of bodies for motor vehicles.....	67,420	103,989	100,189	100,016	82,828
Manufacture of parts and accessories for motor vehicles and their engines.....	4,365	3,645	3,690	3,246	3,246
MANUFACTURE OF FURNITURE; MANUFACTURING N.E.C.	98,566	89,853	98,159	105,199	103,205
Manufacture of furniture; manufacturing n.e.c.....	98,566	89,853	98,159	105,199	103,205
T O T A L	4,210,585	5,191,786	5,941,779	6,189,771	6,509,458

NEW CAPITAL EXPENDITURE BY INDUSTRIAL GROUP - PUBLIC AND PRIVATE
1998/1999 (1991 E.F.Y) - 2002/2003 (1995 E.F.Y)

TABLE 5.13

(IN '000 BIRR)

INDUSTRIAL GROUP	NEW CAPITAL EXPENDITURE				
	1991	1992	1993	1994	1995
MANUFACTURE OF FOOD PRODUCTS AND BEVERAGES.....	144,348	196,729	198,011	266,324	282,990
Production, processing and preserving of meat, fruit and vegetables	2,048	2,331	8,015	1,772	4,134
Manufacture of vegetable and animal oils and fats...	36,236	1,516	515	2,321	776
Manufacture of dairy products	296	20	1,407	2,853	2,326
Manufacture of grain mill products	13,476	15,455	15,396	32,540	19,248
Manufacture of prepared animal feeds	17	160	150	184	299
Manufacture of bakery products	3,916	7,974	15,508	5,887	23,024
Manufacture of sugar and sugar confectionery	29,448	19,208	74,673	119,106	85,236
Manufacture of macaroni and spaghetti.....	1,200	136	994	868	9,781
Manufacture of food products n.e.c.	1,536	438	1,582	12,494	1,224
Distilling, rectifying and blending of spirits	2,626	546	2,156	3,481	9,954
Manufacture of wines	525	305	57	1,174	1,656
Manufacture of malt liquors and malt	29,944	67,964	20,900	47,281	55,886
Manufacture of soft drinks & production of mineral waters	23,080	80,677	56,656	36,363	69,444
MANUFACTURE OF TOBACCO PRODUCTS	510	-	139	1,507	1,507
Manufacture of tobacco products.....	510	-	139	1,507	1,507
MANUFACTURE OF TEXTILES	10,320	28,810	72,262	20,615	21,609
Spinning, weaving and finishing of textiles	9,470	27,398	68,542	19,844	20,637
Manufacture of cordage, rope, twine and netting	693	1,412	3,128	572	971
Knitting mills	157	-	593	200	-
MANUFACTURE OF WEARING APPAREL, EXCEPT FUR APPAREL....	795	6,205	1,531	88	553
Manufacture of wearing apparel except fur apparel...	795	6,205	1,531	88	553
TANNING AND DRESSING OF LEATHER; MANUFACTURE OF FOOTWEAR, LUGGAGE AND HANDBAGS	39,197	44,212	52,451	46,833	48,523
Tanning and dressing of leather, luggage and handbags	16,242	19,112	24,597	31,813	28,364
Manufacture of footwear.....	22,955	25,100	27,854	15,020	20,159
MANUFACTURE OF WOOD AND OF PRODUCTS OF WOOD AND CORK, EXCEPT FURNITURE	505	469	123	7,098	389
Manufacture of wood and of products of wood and cork, except furniture.....	505	469	123	7,098	389
MANUFACTURE OF PAPER, PAPER PRODUCTS AND PRINTING	12,473	24,209	26,566	26,569	44,663
Manufacture of paper and paper products.....	1,565	6,871	15,101	8,166	3,717
Publishing and printing services.....	10,908	17,337	11,465	18,404	40,946
MANUFACTURE OF CHEMICALS AND CHEMICAL PRODUCTS.....	44,938	18,350	36,928	16,349	24,212
Manufacture of basic chemicals, except fertilizers and nitrogen compounds.....	972	3,564	3,150	4,441	1,610
Manufacture of paints, varnishes and mastics	8,810	2,827	1,388	5,372	2,060

NEW CAPITAL EXPENDITURE BY INDUSTRIAL GROUP - PUBLIC AND PRIVATE
1998/1999 (1991 E.F.Y) - 2002/2003 (1995 E.F.Y)

TABLE 5.13 (Contd..)

(IN '000 BIRR)

INDUSTRIAL GROUP	NEW CAPITAL EXPENDITURE				
	1991	1992	1993	1994	1995
Manufacture of pharmaceuticals, medicinal chemicals and botanical products.....	967	4,457	626	2,123	13,044
Manufacture of soap and detergents cleaning and polishing, perfumes and toilet preparations.....	34,185	5,516	31,764	3,495	5,809
Manufacture of chemical products n.e.c.	3	1,986	-	919	1,688
MANUFACTURE OF RUBBER AND PLASTIC PRODCUTS.....	27,584	29,232	37,324	20,569	31,476
Manufacture of rubber products.....	4,088	16,687	16,877	5,936	6,557
Manufacture of plastic products.....	23,496	12,545	20,447	14,633	24,918
MANUFACTURE OF OTHER NON-METALLIC MINERAL PRODUCTS ...	35,211	34,076	68,649	22,547	23,081
Manufacture of glass and glass products.....	328	1,324	1,771	68	532
Manufacture of structural clay products	3,650	2	429	505	583
Manufacture of cement, lime and plaster	21,154	25,178	59,533	15,497	17,434
Manufacture of articles of concrete, cement and plaster	6,980	3,129	4,504	2,560	1,761
Manufacture of non-metallic mineral products n.e.c..	3,098	4,444	2,413	3,916	2,772
MANUFACTURE OF BASIC IRON AND STEEL.....	16,664	6,445	16,238	5,496	6,941
Manufacture of basic iron and steel.....	16,664	6,445	16,238	5,496	6,941
MANUFACTURE OF FABRICATED METAL PRODUCTS EXCEPT MACHINERY AND EQUIPMENT	11,337	11,969	9,658	6,552	15,452
Manufacture of structural metal products, tanks, reservoirs and containers of metal	7,701	6,119	1,189	1,873	4,067
Manufacture of cutlery, hand tools and general hardware	1,182	694	311	1,388	4,086
Manufacture of other fabricated metal products	2,454	5,156	8,159	3,291	7,299
MANUFACTURE OF MACHINERY AND EQUIPMENT N.E.C.	529	684	140	661	1,997
Manufacture of pumps, compressors, taps and valves..	-	-	-	-	-
Manufacture of ovens, furnaces and furnace burners..	-	1	-	619	410
Manufacture of other general purpose machinery.....	-	-	-	-	-
Manufacture of machinery for food and beverage processing	523	683	140	43	1,517
Manufacture of accumulators, primary cells and and primary batteries	5	-	-	-	70
MANUFACTURE OF MOTOR VEHICLES	16,576	38,499	11,079	8,288	5,513
Manufacture of bodies for motor vehicles.....	16,576	38,499	11,079	8,288	5,513
Manufacture of parts and accessories for motor vehicles and their engines.....	-	-	-	-	-
MANUFACTURE OF FURNITURE; MANUFACTURING N.E.C.	6,074	10,440	9,646	11,792	8,105
Manufacture of furniture; manufacturing n.e.c.....	6,074	10,440	9,646	11,792	8,105
T O T A L	367,059	450,331	540,745	461,290	517,011

OPERATING SURPLUS BY INDUSTRIAL GROUP - PUBLIC AND PRIVATE
1998/1999 (1991 E.F.Y) - 2002/2003 (1995 E.F.Y)

(IN '000 BIRR)

TABLE 5.14

INDUSTRIAL GROUP	OPERATING SURPLUS				
	1991	1992	1993	1994	1995
MANUFACTURE OF FOOD PRODUCTS AND BEVERAGES.....	744,949	829,091	985,101	735,766	918,056
Production, processing and preserving of meat, fruit and vegetables	62,158	67,355	34,600	25,812	29,520
Manufacture of vegetable and animal oils and fats...	4,185	4,688	9,418	4,063	18,817
Manufacture of dairy products	2,487	3,801	8,912	9,153	11,593
Manufacture of grain mill products	22,350	39,096	16,278	47,696	45,185
Manufacture of prepared animal feeds	531	533	489	380	40
Manufacture of bakery products	40,808	49,728	38,547	30,507	30,969
Manufacture of sugar and sugar confectionery	483,360	447,364	584,533	346,442	541,030
Manufacture of macaroni and spaghetti.....	15,296	23,059	16,355	19,171	13,030
Manufacture of food products n.e.c.	11,536	12,809	21,472	17,736	17,468
Distilling, rectifying and blending of spirits	17,872	10,982	14,755	15,724	14,605
Manufacture of wines	2,364	2,253	2,686	4,300	-9,213
Manufacture of malt liquors and malt	45,575	139,830	203,652	162,864	152,988
Manufacture of soft drinks & production of mineral waters	36,426	27,593	33,404	51,916	52,024
MANUFACTURE OF TOBACCO PRODUCTS	71,610	95,091	53,958	76,363	76,363
Manufacture of tobacco products.....	71,610	95,091	53,958	76,363	76,363
MANUFACTURE OF TEXTILES	19,299	21,405	27,208	-10,024	-8,613
Spinning, weaving and finishing of textiles	9,438	12,745	26,314	-11,777	-11,120
Manufacture of cordage, rope, twine and netting	9,074	8,425	867	1,516	1,787
Knitting mills	787	236	26	236	719
MANUFACTURE OF WEARING APPAREL, EXCEPT FUR APPAREL....	-2,313	-285	-2,842	-2,559	1,615
Manufacture of wearing apparel except fur apparel...	-2,313	-285	-2,842	-2,559	1,615
TANNING AND DRESSING OF LEATHER; MANUFACTURE OF FOOTWEAR, LUGGAGE AND HANDBAGS	88,358	50,517	52,533	89,312	54,614
Tanning and dressing of leather, luggage and handbags	61,774	28,085	28,907	61,218	29,333
Manufacture of footwear.....	26,584	22,432	23,625	28,094	25,281
MANUFACTURE OF WOOD AND OF PRODUCTS OF WOOD AND CORK, EXCEPT FURNITURE	6,506	5,771	9,815	9,539	15,712
Manufacture of wood and of products of wood and cork, except furniture.....	6,506	5,771	9,815	9,539	15,712
MANUFACTURE OF PAPER, PAPER PRODUCTS AND PRINTING	67,430	90,275	91,243	92,874	88,079
Manufacture of paper and paper products.....	11,015	20,799	23,933	13,981	11,928
Publishing and printing services.....	56,415	69,476	67,311	78,893	76,151
MANUFACTURE OF CHEMICALS AND CHEMICAL PRODUCTS.....	48,971	89,671	78,721	80,720	96,891
Manufacture of basic chemicals, except fertilizers and nitrogen compounds.....	-3,509	5,299	11,765	9,708	9,334
Manufacture of paints, varnishes and mastics	22,457	23,853	22,257	26,584	29,229

OPERATING SURPLUS BY INDUSTRIAL GROUP - PUBLIC AND PRIVATE
1998/1999 (1991 E.F.Y) - 2002/2003 (1995 E.F.Y)

TABLE 5.14 (Contd..)

(IN '000 BIRR)

INDUSTRIAL GROUP	OPERATING SURPLUS				
	1991	1992	1993	1994	1995
Manufacture of pharmaceuticals, medicinal chemicals and botanical products.....	15,650	30,509	12,438	21,523	36,026
Manufacture of soap and detergents cleaning and polishing, perfumes and toilet preparations.....	11,195	27,376	31,349	22,838	22,300
Manufacture of chemical products n.e.c.	3,178	2,634	912	66	1
MANUFACTURE OF RUBBER AND PLASTIC PRODUCTS.....	74,024	78,614	106,381	102,484	118,404
Manufacture of rubber products.....	35,576	48,100	59,573	57,493	53,784
Manufacture of plastic products.....	38,448	30,514	46,808	44,992	64,620
MANUFACTURE OF OTHER NON-METALLIC MINERAL PRODUCTS ...	131,371	155,150	150,877	157,519	282,859
Manufacture of glass and glass products.....	9,852	5,794	6,961	8,628	2,188
Manufacture of structural clay products	1,642	1,696	2,268	2,855	2,688
Manufacture of cement, lime and plaster	96,083	121,668	125,050	130,829	257,100
Manufacture of articles of concrete, cement and plaster	15,218	14,121	12,050	11,543	7,736
Manufacture of non-metallic mineral products n.e.c..	8,575	11,871	4,548	3,665	13,147
MANUFACTURE OF BASIC IRON AND STEEL.....	24,210	36,734	34,108	51,384	41,420
Manufacture of basic iron and steel.....	24,210	36,734	34,108	51,384	41,420
MANUFACTURE OF FABRICATED METAL PRODUCTS EXCEPT MACHINERY AND EQUIPMENT	13,848	17,184	19,107	24,027	23,192
Manufacture of structural metal products, tanks, reservoirs and containers of metal	1,504	2,698	2,564	3,995	8,254
Manufacture of cutlery, hand tools and general hardware	1,239	595	1,350	2,697	2,560
Manufacture of other fabricated metal products	11,105	13,891	15,193	17,335	12,378
MANUFACTURE OF MACHINERY AND EQUIPMENT N.E.C.	425	933	1,263	532	293
Manufacture of pumps, compressors, taps and valves..	-	-	-	-	-
Manufacture of ovens, furnaces and furnace burners..	125	227	86	564	1,053
Manufacture of other general purpose machinery.....	8	33	-	-	-
Manufacture of machinery for food and beverage processing	704	660	1,164	413	-213
Manufacture of accumulators, primary cells and and primary batteries	-413	13	13	-444	-547
MANUFACTURE OF MOTOR VEHICLES	71,899	188,597	86,318	42,493	25,912
Manufacture of bodies for motor vehicles.....	69,281	186,719	85,754	41,929	25,368
Manufacture of parts and accessories for motor vehicles and their engines.....	2,617	1,878	564	564	543
MANUFACTURE OF FURNITURE; MANUFACTURING N.E.C.	16,637	18,608	15,786	19,898	32,272
Manufacture of furniture; manufacturing n.e.c.....	16,637	18,608	15,786	19,898	32,272
T O T A L	1,377,223	1,677,358	1,709,576	1,470,327	1,767,067

RATIO OF IMPORTED TO CONSUMED TOTAL RAW MATERIAL COSTS BY INDUSTRIAL GROUP - PUBLIC AND PRIVATE
1998/1999 (1991 E.F.Y) - 2002/2003 (1995 E.F.Y)

TABLE 5.15

INDUSTRIAL GROUP	1991	1992	1993	1994	1995
MANUFACTURE OF FOOD PRODUCTS AND BEVERAGES.....	.295	.278	.193	.250	.220
Production, processing and preserving of meat, fruit and vegetables191	.121	.153	.130	.125
Manufacture of vegetable and animal oils and fats....	.007	.006	.011	.001	.010
Manufacture of dairy products121	.112	.156	.166	.162
Manufacture of grain mill products306	.229	.139	.142	.119
Manufacture of prepared animal feeds066	.041	.030	-	-
Manufacture of bakery products369	.384	.198	.119	.079
Manufacture of sugar and sugar confectionery229	.328	.017	.257	.166
Manufacture of macaroni and spaghetti.....	.033	-	.030	-	.016
Manufacture of food products n.e.c.157	.041	.125	.048	.074
Distilling, rectifying and blending of spirits361	.249	.106	.120	.688
Manufacture of wines064	.278	.431	.492	.410
Manufacture of malt liquors and malt553	.531	.509	.358	.367
Manufacture of soft drinks & production of mineral waters489	.494	.457	.630	.698
MANUFACTURE OF TOBACCO PRODUCTS859	.782	.726	.798	.798
Manufacture of tobacco products.....	.859	.782	.726	.798	.798
MANUFACTURE OF TEXTILES349	.314	.242	.259	.290
Spinning, weaving and finishing of textiles315	.267	.227	.218	.256
Manufacture of cordage, rope, twine and netting875	.842	.446	.805	.897
Knitting mills467	.794	.902	.798	.871
MANUFACTURE OF WEARING APPAREL, EXCEPT FUR APPAREL....	.298	.174	.070	.099	.257
Manufacture of wearing apparel except fur apparel...	.298	.174	.070	.099	.257
TANNING AND DRESSING OF LEATHER; MANUFACTURE OF FOOTWEAR, LUGGAGE AND HANDBAGS336	.270	.198	.230	.216
Tanning and dressing of leather, luggage and handbags	.261	.217	.123	.170	.137
Manufacture of footwear.....	.489	.396	.509	.490	.613
MANUFACTURE OF WOOD AND OF PRODUCTS OF WOOD AND CORK, EXCEPT FURNITURE511	.577	.631	.568	.546
Manufacture of wood and of products of wood and cork, except furniture.....	.511	.577	.631	.568	.546
MANUFACTURE OF PAPER, PAPER PRODUCTS AND PRINTING727	.524	.593	.732	.754
Manufacture of paper and paper products.....	.973	.535	.910	.958	.935
Publishing and printing services.....	.584	.518	.366	.580	.652
MANUFACTURE OF CHEMICALS AND CHEMICAL PRODUCTS.....	.785	.734	.762	.772	.723
Manufacture of basic chemicals, except fertilizers and nitrogen compounds.....	.542	.310	.472	.291	.455
Manufacture of paints, varnishes and mastics634	.696	.677	.605	.648

RATIO OF IMPORTED TO TOTAL CONSUMED RAW MATERIAL COSTS BY INDUSTRIAL GROUP - PUBLIC AND PRIVATE
1998/1999 (1991 E.F.Y) - 2002/2003 (1995 E.F.Y)

TABLE 5.15 (Contd..)

INDUSTRIAL GROUP	1991	1992	1993	1994	1995
Manufacture of pharmaceuticals, medicinal chemicals and botanical products.....	.982	.680	.933	.965	.900
Manufacture of soap and detergents cleaning and polishing, perfumes and toilet preparations.....	.733	.810	.757	.856	.709
Manufacture of chemical products n.e.c.910	.928	.844	.686	.842
MANUFACTURE OF RUBBER AND PLASTIC PRODUCTS.....					
Manufacture of rubber products.....	.926	.957	.963	.826	.850
Manufacture of plastic products.....	.887	.924	.983	.877	.714
MANUFACTURE OF OTHER NON-METALLIC MINERAL PRODUCTS					
Manufacture of glass and glass products.....	.221	.332	.188	.047	.298
Manufacture of structural clay products048	.293	.341	.057	.253
Manufacture of cement, lime and plaster	-	-	.053	.159	.775
Manufacture of articles of concrete, cement and plaster300	.478	.245	.049	.381
Manufacture of non-metallic mineral products n.e.c.....	.035	.039	.047	.008	.010
MANUFACTURE OF BASIC IRON AND STEEL.....	.122	.102	.181	.065	.057
Manufacture of basic iron and steel.....	.987	.983	.992	.992	.992
MANUFACTURE OF FABRICATED METAL PRODUCTS EXCEPT MACHINERY AND EQUIPMENT908	.819	.873	.899	.890
Manufacture of structural metal products, tanks, reservoirs and containers of metal795	.513	.657	.750	.885
Manufacture of cutlery, hand tools and general hardware959	.916	.757	.902	.827
Manufacture of other fabricated metal products933	.922	.938	.929	.920
MANUFACTURE OF MACHINERY AND EQUIPMENT N.E.C.668	.582	.405	.945	.923
Manufacture of pumps, compressors, taps and valves.....	-	-	-	-	-
Manufacture of ovens, furnaces and furnace burners.....	.644	.579	.938	.992	.988
Manufacture of other general purpose machinery.....	-	-	-	-	-
Manufacture of machinery for food and beverage processing619	.584	.260	.663	.440
Manufacture of accumulators, primary cells and and primary batteries996	1.000	1.000	1.000	1.000
MANUFACTURE OF MOTOR VEHICLES					
Manufacture of bodies for motor vehicles.....	.931	.912	.873	.892	.934
Manufacture of parts and accessories for motor vehicles and their engines.....	.931	.913	.873	.892	.933
MANUFACTURE OF FURNITURE; MANUFACTURING N.E.C.121	-	1.000	1.000	1.000
Manufacture of furniture; manufacturing n.e.c.....	.336	.427	.353	.416	.423
	.336	.427	.353	.416	.423
T O T A L	.536	.515	.454	.452	.435

PERCENTAGE DISTRIBUTION OF VALUE ADDED* BY INDUSTRIAL GROUP - PUBLIC AND PRIVATE
1998/1999 (1991 E.F.Y) - 2002/2003 (1995 E.F.Y)

TABLE 5.16

INDUSTRIAL GROUP	1991	1992	1993	1994	1995
MANUFACTURE OF FOOD PRODUCTS AND BEVERAGES.....	47.97	45.04	50.86	45.41	47.02
Production, processing and preserving of meat, fruit and vegetables	3.87	3.80	2.12	1.94	1.74
Manufacture of vegetable and animal oils and fats...	.64	.55	.72	.53	1.07
Manufacture of dairy products17	.20	.45	.57	.62
Manufacture of grain mill products	2.13	2.59	1.58	3.12	2.69
Manufacture of prepared animal feeds06	.06	.06	.05	.03
Manufacture of bakery products	2.82	2.89	2.37	2.17	1.91
Manufacture of sugar and sugar confectionery	27.94	22.12	27.38	19.52	24.56
Manufacture of macaroni and spaghetti.....	.93	1.16	.84	1.03	.70
Manufacture of food products n.e.c.78	.71	1.08	1.01	.87
Distilling, rectifying and blending of spirits	1.23	.72	.95	1.13	.93
Manufacture of wines30	.25	.29	.37	-.19
Manufacture of malt liquors and malt	3.92	7.47	10.13	9.22	7.81
Manufacture of soft drinks & production of mineral waters	3.16	2.52	2.88	4.76	4.28
MANUFACTURE OF TOBACCO PRODUCTS	4.22	4.60	2.76	4.07	3.51
Manufacture of tobacco products.....	4.22	4.60	2.76	4.07	3.51
MANUFACTURE OF TEXTILES	6.20	5.84	5.95	4.94	4.16
Spinning, weaving and finishing of textiles	5.08	4.94	5.36	4.30	3.62
Manufacture of cordage, rope, twine and netting	1.05	.88	.57	.62	.50
Knitting mills07	.02	.02	.02	.04
MANUFACTURE OF WEARING APPAREL, EXCEPT FUR APPAREL....	.64	.66	.58	.64	.90
Manufacture of wearing apparel except fur apparel...	.64	.66	.58	.64	.90
TANNING AND DRESSING OF LEATHER; MANUFACTURE OF FOOTWEAR, LUGGAGE AND HANDBAGS	7.33	4.54	4.77	6.80	4.38
Tanning and dressing of leather, luggage and handbags	4.84	2.65	2.84	4.74	2.56
Manufacture of footwear.....	2.49	1.89	1.93	2.06	1.82
MANUFACTURE OF WOOD AND OF PRODUCTS OF WOOD AND CORK, EXCEPT FURNITURE73	.55	.69	.76	1.03
Manufacture of wood and of products of wood and cork, except furniture.....	.73	.55	.69	.76	1.03
MANUFACTURE OF PAPER, PAPER PRODUCTS AND PRINTING.....	5.58	5.82	5.85	6.57	5.55
Manufacture of paper and paper products.....	1.08	1.38	1.49	1.18	.98
Publishing and printing services.....	4.50	4.44	4.36	5.39	4.56
MANUFACTURE OF CHEMICALS AND CHEMICAL PRODUCTS.....	3.86	5.16	4.56	5.33	5.43
Manufacture of basic chemicals, except fertilizers and nitrogen compounds.....	.17	.47	.78	.89	.78
Manufacture of paints, varnishes and mastics	1.37	1.23	1.11	1.43	1.42

* IN THE NATIONAL ACCOUNT CONCEPT AT FACTOR COST

PERCENTAGE DISTRIBUTION OF VALUE ADDED* BY INDUSTRIAL GROUP - PUBLIC AND PRIVATE
1998/1999 (1991 E.F.Y) - 2002/2003 (1995 E.F.Y)

TABLE 5.16 (Contd..)

INDUSTRIAL GROUP	1991	1992	1993	1994	1995
Manufacture of pharmaceuticals, medicinal chemicals and botanical products.....	1.18	1.74	.92	1.50	1.87
Manufacture of soap and detergents cleaning and polishing, perfumes and toilet preparations.....	.92	1.56	1.67	1.42	1.25
Manufacture of chemical products n.e.c.21	.15	.08	.09	.11
MANUFACTURE OF RUBBER AND PLASTIC PRODUCTS.....	4.99	4.53	5.69	6.08	5.98
Manufacture of rubber products.....	2.38	2.62	3.10	3.23	2.67
Manufacture of plastic products.....	2.61	1.90	2.59	2.86	3.32
MANUFACTURE OF OTHER NON-METALLIC MINERAL PRODUCTS ...	8.97	8.91	8.65	9.70	13.79
Manufacture of glass and glass products.....	.67	.41	.43	.52	.16
Manufacture of structural clay products20	.17	.22	.27	.23
Manufacture of cement, lime and plaster	5.92	6.27	6.34	7.05	11.48
Manufacture of articles of concrete, cement and plaster	1.30	1.07	1.01	1.00	.74
Manufacture of non-metallic mineral products n.e.c..	.87	.99	.66	.86	1.18
MANUFACTURE OF BASIC IRON AND STEEL.....	1.80	2.13	2.03	3.08	2.38
Manufacture of basic iron and steel.....	1.80	2.13	2.03	3.08	2.38
MANUFACTURE OF FABRICATED METAL PRODUCTS EXCEPT MACHINERY AND EQUIPMENT	1.35	1.43	1.63	2.00	1.94
Manufacture of structural metal products, tanks, reservoirs and containers of metal20	.27	.26	.35	.66
Manufacture of cutlery, hand tools and general hardware20	.15	.18	.28	.26
Manufacture of other fabricated metal products95	1.01	1.19	1.37	1.02
MANUFACTURE OF MACHINERY AND EQUIPMENT N.E.C.11	.09	.10	.07	.06
Manufacture of pumps, compressors, taps and valves..	-	-	-	-	-
Manufacture of ovens, furnaces and furnace burners..	.02	.02	.01	.04	.06
Manufacture of other general purpose machinery.....	-	-	-	-	-
Manufacture of machinery for food and beverage processing09	.07	.08	.05	.01
Manufacture of accumulators, primary cells and and primary batteries01	-	-	-.02	-.02
MANUFACTURE OF MOTOR VEHICLES	4.29	8.93	4.28	2.51	1.61
Manufacture of bodies for motor vehicles.....	4.14	8.84	4.23	2.45	1.56
Manufacture of parts and accessories for motor vehicles and their engines.....	.15	.09	.05	.06	.05
MANUFACTURE OF FURNITURE; MANUFACTURING N.E.C.	1.98	1.77	1.61	2.05	2.28
Manufacture of furniture; manufacturing n.e.c.....	1.98	1.77	1.61	2.05	2.28
T O T A L	100.00	100.00	100.00	100.00	100.00

* IN THE NATIONAL ACCOUNT CONCEPT AT FACTOR COST

RATIO OF COST OF ENERGY CONSUMED TO TOTAL INDUSTRIAL COST BY INDUSTRIAL GROUP - PUBLIC AND PRIVATE
1998/1999 (1991 E.F.Y) - 2002/2003 (1995 E.F.Y)

TABLE 5.17

INDUSTRIAL GROUP	1991	1992	1993	1994	1995
MANUFACTURE OF FOOD PRODUCTS AND BEVERAGES.....	.053	.056	.072	.074	.075
Production, processing and preserving of meat, fruit and vegetables048	.050	.068	.074	.058
Manufacture of vegetable and animal oils and fats...	.094	.074	.057	.092	.079
Manufacture of dairy products082	.096	.099	.051	.072
Manufacture of grain mill products026	.021	.029	.034	.029
Manufacture of prepared animal feeds020	.037	.044	.041	.043
Manufacture of bakery products048	.058	.075	.097	.073
Manufacture of sugar and sugar confectionery058	.080	.078	.063	.095
Manufacture of macaroni and spaghetti.....	.027	.032	.032	.041	.038
Manufacture of food products n.e.c.056	.040	.057	.097	.098
Distilling, rectifying and blending of spirits272	.254	.266	.304	.189
Manufacture of wines011	.016	.019	.007	.017
Manufacture of malt liquors and malt116	.118	.153	.134	.156
Manufacture of soft drinks & production of mineral waters043	.045	.077	.056	.065
MANUFACTURE OF TOBACCO PRODUCTS001	.009	.008	.008	.008
Manufacture of tobacco products.....	.001	.009	.008	.008	.008
MANUFACTURE OF TEXTILES127	.122	.125	.141	.104
Spinning, weaving and finishing of textiles134	.128	.129	.146	.107
Manufacture of cordage, rope, twine and netting039	.049	.068	.068	.054
Knitting mills037	.120	.034	.174	.032
MANUFACTURE OF WEARING APPAREL, EXCEPT FUR APPAREL....	.041	.025	.057	.030	.022
Manufacture of wearing apparel except fur apparel...	.041	.025	.057	.030	.022
TANNING AND DRESSING OF LEATHER; MANUFACTURE OF FOOTWEAR, LUGGAGE AND HANDBAGS024	.024	.022	.018	.016
Tanning and dressing of leather, luggage and handbags	.022	.023	.017	.014	.010
Manufacture of footwear.....	.027	.028	.041	.036	.044
MANUFACTURE OF WOOD AND OF PRODUCTS OF WOOD AND CORK, EXCEPT FURNITURE205	.237	.230	.224	.221
Manufacture of wood and of products of wood and cork, except furniture.....	.205	.237	.230	.224	.221
MANUFACTURE OF PAPER, PAPER PRODUCTS AND PRINTING.....	.070	.041	.063	.055	.054
Manufacture of paper and paper products.....	.152	.079	.116	.104	.105
Publishing and printing services.....	.018	.018	.021	.017	.022
MANUFACTURE OF CHEMICALS AND CHEMICAL PRODUCTS.....	.029	.028	.041	.035	.038
Manufacture of basic chemicals, except fertilizers and nitrogen compounds.....	.278	.282	.289	.290	.319
Manufacture of paints, varnishes and mastics005	.006	.003	.006	.006

RATIO OF COST OF ENERGY CONSUMED TO TOTAL INDUSTRIAL COST BY INDUSTRIAL GROUP - PUBLIC AND PRIVATE
1998/1999 (1991 E.F.Y) - 2002/2003 (1995 E.F.Y)

TABLE 5.17(Contd..)

INDUSTRIAL GROUP	1991	1992	1993	1994	1995
Manufacture of pharmaceuticals, medicinal chemicals and botanical products.....	.012	.019	.022	.018	.029
Manufacture of soap and detergents cleaning and polishing, perfumes and toilet preparations.....	.026	.025	.028	.021	.024
Manufacture of chemical products n.e.c.024	.026	.025	.019	.013
MANUFACTURE OF RUBBER AND PLASTIC PRODUCTS.....	.090	.080	.085	.093	.083
Manufacture of rubber products.....	.144	.123	.131	.141	.134
Manufacture of plastic products.....	.051	.040	.044	.061	.057
MANUFACTURE OF OTHER NON-METALLIC MINERAL PRODUCTS459	.473	.568	.484	.518
Manufacture of glass and glass products.....	.478	.553	.490	.544	.345
Manufacture of structural clay products919	.912	.854	.883	.799
Manufacture of cement, lime and plaster581	.596	.738	.583	.598
Manufacture of articles of concrete, cement and plaster056	.046	.054	.049	.051
Manufacture of non-metallic mineral products n.e.c..	.109	.155	.153	.200	.138
MANUFACTURE OF BASIC IRON AND STEEL.....	.030	.036	.012	.022	.024
Manufacture of basic iron and steel.....	.030	.036	.012	.022	.024
MANUFACTURE OF FABRICATED METAL PRODUCTS EXCEPT MACHINERY AND EQUIPMENT073	.075	.053	.063	.070
Manufacture of structural metal products, tanks, reservoirs and containers of metal031	.022	.033	.045	.072
Manufacture of cutlery, hand tools and general hardware040	.080	.077	.026	.027
Manufacture of other fabricated metal products099	.092	.054	.081	.083
MANUFACTURE OF MACHINERY AND EQUIPMENT N.E.C.047	.053	.040	.064	.037
Manufacture of pumps, compressors, taps and valves..	.028	.059	.066	.079	.034
Manufacture of ovens, furnaces and furnace burners..	.294	.089	-	-	-
Manufacture of other general purpose machinery.....	.043	.050	.034	.077	.037
Manufacture of machinery for food and beverage processing082	.030	.030	.039	.048
Manufacture of accumulators, primary cells and and primary batteries002	.003	.010	.010	.018
MANUFACTURE OF MOTOR VEHICLES002	.003	.010	.010	.017
Manufacture of bodies for motor vehicles.....	.085	.054	.091	.091	.091
Manufacture of parts and accessories for motor vehicles and their engines.....	.020	.020	.028	.023	.020
MANUFACTURE OF FURNITURE; MANUFACTURING N.E.C.020	.020	.028	.023	.020
Manufacture of furniture; manufacturing n.e.c.....					
T O T A L	.081	.076	.090	.095	.109

RATIO OF VALUE ADDED* TO GROSS VALUE OF PRODUCTION BY INDUSTRIAL GROUP- PUBLIC AND PRIVATE
1998/1999 (1991 E.F.Y) - 2002/2003 (1995 E.F.Y)

TABLE 5.18

INDUSTRIAL GROUP	1991	1992	1993	1994	1995
MANUFACTURE OF FOOD PRODUCTS AND BEVERAGES.....	.309	.308	.361	.321	.337
Production, processing and preserving of meat, fruit and vegetables330	.354	.343	.388	.357
Manufacture of vegetable and animal oils and fats...	.138	.124	.158	.145	.237
Manufacture of dairy products270	.344	.321	.310	.317
Manufacture of grain mill products093	.111	.090	.190	.148
Manufacture of prepared animal feeds287	.196	.242	.256	.151
Manufacture of bakery products234	.222	.237	.235	.236
Manufacture of sugar and sugar confectionery581	.513	.610	.487	.541
Manufacture of macaroni and spaghetti.....	.207	.254	.199	.291	.168
Manufacture of food products n.e.c.323	.298	.395	.361	.321
Distilling, rectifying and blending of spirits400	.281	.329	.353	.312
Manufacture of wines342	.305	.289	.304	.124
Manufacture of malt liquors and malt143	.298	.364	.297	.299
Manufacture of soft drinks & production of mineral waters192	.161	.167	.203	.231
MANUFACTURE OF TOBACCO PRODUCTS322	.401	.261	.351	.351
Manufacture of tobacco products.....	.322	.401	.261	.351	.351
MANUFACTURE OF TEXTILES189	.221	.201	.162	.142
Spinning, weaving and finishing of textiles171	.206	.195	.153	.133
Manufacture of cordage, rope, twine and netting382	.367	.291	.254	.267
Knitting mills315	.357	.110	.309	.305
MANUFACTURE OF WEARING APPAREL, EXCEPT FUR APPAREL....	.212	.239	.244	.246	.317
Manufacture of wearing apparel except fur apparel...	.212	.239	.244	.246	.317
TANNING AND DRESSING OF LEATHER; MANUFACTURE OF FOOTWEAR, LUGGAGE AND HANDBAGS250	.175	.134	.182	.142
Tanning and dressing of leather, luggage and handbags	.253	.156	.107	.167	.109
Manufacture of footwear.....	.245	.210	.212	.230	.249
MANUFACTURE OF WOOD AND OF PRODUCTS OF WOOD AND CORK, EXCEPT FURNITURE383	.367	.405	.409	.431
Manufacture of wood and of products of wood and cork, except furniture.....	.383	.367	.405	.409	.431
MANUFACTURE OF PAPER, PAPER PRODUCTS AND PRINTING.....	.374	.385	.365	.337	.328
Manufacture of paper and paper products.....	.236	.280	.248	.185	.185
Publishing and printing services.....	.435	.436	.436	.412	.394
MANUFACTURE OF CHEMICALS AND CHEMICAL PRODUCTS.....	.188	.253	.215	.230	.256
Manufacture of basic chemicals, except fertilizers and nitrogen compounds.....	.104	.408	.357	.396	.387
Manufacture of paints, varnishes and mastics243	.235	.220	.215	.221

* IN THE NATIONAL ACCOUNT CONCEPT AT FACTOR COST

RATIO OF VALUE ADDED* TO GROSS VALUE OF PRODUCTION BY INDUSTRIAL GROUP- PUBLIC AND PRIVATE
1998/1999 (1991 E.F.Y) - 2002/2003 (1995 E.F.Y)
TABLE 5.18(Contd..)

INDUSTRIAL GROUP	1991	1992	1993	1994	1995
Manufacture of pharmaceuticals, medicinal chemicals and botanical products.....	.203	.339	.210	.294	.408
Manufacture of soap and detergents cleaning and polishing, perfumes and toilet preparations.....	.139	.189	.184	.164	.169
Manufacture of chemical products n.e.c.268	.255	.164	.163	.134
MANUFACTURE OF RUBBER AND PLASTIC PROCDUCTS.....	.282	.271	.307	.288	.315
Manufacture of rubber products.....	.296	.305	.352	.326	.365
Manufacture of plastic products.....	.271	.235	.265	.255	.284
MANUFACTURE OF OTHER NON-METALLIC MINERAL PRODUCTS305	.339	.322	.309	.346
Manufacture of glass and glass products.....	.495	.397	.457	.489	.574
Manufacture of structural clay products318	.321	.333	.344	.376
Manufacture of cement, lime and plaster298	.351	.335	.312	.350
Manufacture of articles of concrete, cement and plaster332	.328	.301	.316	.279
Manufacture of non-metallic mineral products n.e.c..	.239	.274	.220	.230	.335
MANUFACTURE OF BASIC IRON AND STEEL.....	.165	.206	.119	.150	.160
Manufacture of basic iron and steel.....	.165	.206	.119	.150	.160
MANUFACTURE OF FABRICATED METAL PRODUCTS EXCEPT MACHINERY AND EQUIPMENT297	.281	.255	.271	.228
Manufacture of structural metal products, tanks, reservoirs and containers of metal237	.256	.273	.336	.206
Manufacture of cutlery, hand tools and general hardware248	.219	.246	.177	.195
Manufacture of other fabricated metal products328	.302	.252	.289	.257
MANUFACTURE OF MACHINERY AND EQUIPMENT N.E.C.328	.351	.411	.263	.162
Manufacture of pumps, compressors, taps and valves..	-	-	-	-	-
Manufacture of ovens, furnaces and furnace burners..	.282	.298	.305	.309	.245
Manufacture of other general purpose machinery.....	.490	.334	-	-	-
Manufacture of machinery for food and beverage processing369	.371	.436	.578	.225
Manufacture of accumulators, primary cells and and primary batteries144	.259	.259	-.293	-.426
MANUFACTURE OF MOTOR VEHICLES115	.211	.178	.243	.217
Manufacture of bodies for motor vehicles.....	.111	.209	.177	.240	.213
Manufacture of parts and accessories for motor vehicles and their engines.....	.814	.726	.532	.532	.523
MANUFACTURE OF FURNITURE; MANUFACTURING N.E.C.324	.317	.323	.322	.299
Manufacture of furniture; manufacturing n.e.c.....	.324	.317	.323	.322	.299
T O T A L	.265	.280	.281	.274	.285

* IN THE NATIONAL ACCOUNT CONCEPT AT FACTOR COST

VALUE ADDED* PER PERSON ENGAGED BY INDUSTRIAL GROUP - PUBLIC AND PRIVATE
1998/1999 (1991 E.F.Y) - 2002/2003 (1995 E.F.Y)

TABLE 5.19

(In Birr)

INDUSTRIAL GROUP	1991	1992	1993	1994	1995
MANUFACTURE OF FOOD PRODUCTS AND BEVERAGES.....	34,164	35,960	43,838	34,505	39,149
Production, processing and preserving of meat, fruit and vegetables	24,969	24,409	17,403	19,237	20,259
Manufacture of vegetable and animal oils and fats...	7,257	8,302	12,745	9,770	18,097
Manufacture of dairy products	13,682	19,031	24,490	19,336	25,462
Manufacture of grain mill products	12,353	16,849	11,259	18,964	17,806
Manufacture of prepared animal feeds	6,473	7,042	7,861	6,696	5,008
Manufacture of bakery products	15,648	18,520	15,500	11,743	11,280
Manufacture of sugar and sugar confectionery	88,153	77,813	105,852	62,351	83,788
Manufacture of macaroni and spaghetti.....	39,265	61,822	45,588	47,687	31,519
Manufacture of food products n.e.c.	18,199	20,177	30,357	27,591	23,120
Distilling, rectifying and blending of spirits	31,508	23,948	21,808	27,829	25,871
Manufacture of wines	9,813	10,145	11,707	15,158	-10,018
Manufacture of malt liquors and malt	26,699	58,287	86,145	59,149	59,949
Manufacture of soft drinks & production of mineral waters	17,026	13,920	17,602	26,038	25,709
MANUFACTURE OF TOBACCO PRODUCTS	93,244	122,848	79,511	113,706	113,706
Manufacture of tobacco products.....	93,244	122,848	79,511	113,706	113,706
MANUFACTURE OF TEXTILES	4,658	5,605	5,794	4,881	4,863
Spinning, weaving and finishing of textiles	4,303	5,374	5,948	4,801	4,842
Manufacture of cordage, rope, twine and netting	7,589	7,518	4,863	5,696	4,929
Knitting mills	5,778	3,827	1,988	2,957	6,296
MANUFACTURE OF WEARING APPAREL, EXCEPT FUR APPAREL....	3,175	3,966	3,647	3,807	5,367
Manufacture of wearing apparel except fur apparel....	3,175	3,966	3,647	3,807	5,367
TANNING AND DRESSING OF LEATHER; MANUFACTURE OF FOOTWEAR, LUGGAGE AND HANDBAGS	19,553	14,707	15,951	22,267	15,460
Tanning and dressing of leather, luggage and handbags	25,807	16,751	17,934	29,039	18,754
Manufacture of footwear.....	13,288	12,562	13,718	14,493	12,400
MANUFACTURE OF WOOD AND OF PRODUCTS OF WOOD AND CORK, EXCEPT FURNITURE	11,557	11,048	15,827	12,679	15,591
Manufacture of wood and of products of wood and cork, except furniture.....	11,557	11,048	15,827	12,679	15,591
MANUFACTURE OF PAPER, PAPER PRODUCTS AND PRINTING.....	19,450	22,432	25,032	23,540	22,170
Manufacture of paper and paper products.....	15,184	18,831	25,918	16,617	16,237
Publishing and printing services.....	20,860	23,851	24,744	25,896	24,063
MANUFACTURE OF CHEMICALS AND CHEMICAL PRODUCTS.....	18,758	27,338	26,505	23,233	28,123
Manufacture of basic chemicals, except fertilizers and nitrogen compounds.....	2,962	10,699	16,639	13,714	14,950
Manufacture of paints, varnishes and mastics	50,456	51,220	51,617	54,618	59,751

VALUE ADDED* PER PERSON ENGAGED BY INDUSTRIAL GROUP - PUBLIC AND PRIVATE
1998/1999 (1991 E.F.Y) - 2002/2003 (1995 E.F.Y)

TABLE 5.19 (Contd..)

(In Birr)

INDUSTRIAL GROUP	1991	1992	1993	1994	1995
Manufacture of pharmaceuticals, medicinal chemicals and botanical products.....	24,624	36,718	20,847	30,440	44,412
Manufacture of soap and detergents cleaning and polishing, perfumes and toilet preparations.....	14,437	23,520	32,999	18,357	22,204
Manufacture of chemical products n.e.c.	22,450	21,616	8,981	7,496	5,756
MANUFACTURE OF RUBBER AND PLASTIC PROCDUCTS.....	31,583	32,672	39,479	31,096	34,695
Manufacture of rubber products.....	47,219	60,948	73,311	66,600	67,356
Manufacture of plastic products.....	24,263	19,944	25,415	19,417	24,972
MANUFACTURE OF OTHER NON-METALLIC MINERAL PRODUCTS ...	24,942	27,648	27,250	25,700	43,986
Manufacture of glass and glass products.....	23,696	17,210	22,158	26,873	11,560
Manufacture of structural clay products	8,523	7,624	7,388	8,448	14,873
Manufacture of cement, lime and plaster	61,814	75,567	77,646	60,915	107,955
Manufacture of articles of concrete, cement and plaster	10,233	8,674	8,959	9,171	7,257
Manufacture of non-metallic mineral products n.e.c..	10,321	14,196	8,803	8,469	15,600
MANUFACTURE OF BASIC IRON AND STEEL.....	31,152	41,614	43,765	47,075	41,685
Manufacture of basic iron and steel.....	31,152	41,614	43,765	47,075	41,685
MANUFACTURE OF FABRICATED METAL PRODUCTS EXCEPT MACHINERY AND EQUIPMENT	12,631	12,908	14,502	15,744	14,247
Manufacture of structural metal products, tanks, reservoirs and containers of metal	6,538	9,043	10,019	10,833	12,850
Manufacture of cutlery, hand tools and general hardware	7,687	6,323	8,129	9,385	10,460
Manufacture of other fabricated metal products	18,855	17,701	18,497	21,170	17,012
MANUFACTURE OF MACHINERY AND EQUIPMENT N.E.C.	4,809	7,360	12,774	7,838	5,474
Manufacture of pumps, compressors, taps and valves..	-	-	-	-	-
Manufacture of ovens, furnaces and furnace burners..	4,051	5,567	8,174	10,166	12,949
Manufacture of other general purpose machinery.....	3,688	6,861	-	-	-
Manufacture of machinery for food and beverage processing	6,467	8,244	14,629	11,653	2,838
Manufacture of accumulators, primary cells and and primary batteries	1,186	3,556	3,556	-15,967	-8,678
MANUFACTURE OF MOTOR VEHICLES	70,875	117,345	95,338	51,073	40,406
Manufacture of bodies for motor vehicles.....	71,590	119,033	101,333	53,640	42,327
Manufacture of parts and accessories for motor vehicles and their engines.....	55,526	49,284	16,440	16,439	16,168
MANUFACTURE OF FURNITURE; MANUFACTURING N.E.C.	9,100	9,679	8,719	8,419	11,179
Manufacture of furniture; manufacturing n.e.c.....	9,100	9,679	8,719	8,419	11,179
T O T A L	20,434	23,816	25,096	22,364	25,125

RATIO OF COST OF LABOUR TO VALUE ADDED* BY INDUSTRIAL GROUP - PUBLIC AND PRIVATE
1998/1999 (1991 E.F.Y) - 2002/2003 (1995 E.F.Y)

TABLE 5.20

INDUSTRIAL GROUP	1991	1992	1993	1994	1995
MANUFACTURE OF FOOD PRODUCTS AND BEVERAGES.....	.195	.192	.182	.268	.240
Production, processing and preserving of meat, fruit and vegetables168	.222	.312	.399	.340
Manufacture of vegetable and animal oils and fats...	.660	.625	.449	.655	.315
Manufacture of dairy products258	.185	.163	.270	.275
Manufacture of grain mill products456	.338	.565	.310	.346
Manufacture of prepared animal feeds570	.584	.650	.649	.954
Manufacture of bakery products249	.245	.312	.365	.368
Manufacture of sugar and sugar confectionery103	.113	.098	.198	.142
Manufacture of macaroni and spaghetti.....	.149	.126	.175	.155	.272
Manufacture of food products n.e.c.235	.209	.160	.209	.219
Distilling, rectifying and blending of spirits247	.335	.343	.372	.388
Manufacture of wines590	.608	.610	.469	.869
Manufacture of malt liquors and malt397	.179	.151	.202	.237
Manufacture of soft drinks & production of mineral waters403	.519	.510	.507	.526
MANUFACTURE OF TOBACCO PRODUCTS120	.094	.174	.152	.152
Manufacture of tobacco products.....	.120	.094	.174	.152	.152
MANUFACTURE OF TEXTILES839	.839	.807	1.092	1.081
Spinning, weaving and finishing of textiles904	.887	.793	1.124	1.120
Manufacture of cordage, rope, twine and netting552	.579	.936	.889	.862
Knitting mills408	.570	.929	.568	.277
MANUFACTURE OF WEARING APPAREL, EXCEPT FUR APPAREL....	1.188	1.019	1.209	1.181	.930
Manufacture of wearing apparel except fur apparel...	1.188	1.019	1.209	1.181	.930
TANNING AND DRESSING OF LEATHER; MANUFACTURE OF FOOTWEAR, LUGGAGE AND HANDBAGS375	.512	.534	.406	.515
Tanning and dressing of leather, luggage and handbags	.339	.535	.570	.416	.554
Manufacture of footwear.....	.446	.480	.483	.384	.460
MANUFACTURE OF WOOD AND OF PRODUCTS OF WOOD AND CORK, EXCEPT FURNITURE535	.541	.401	.434	.405
Manufacture of wood and of products of wood and cork, except furniture.....	.535	.541	.401	.434	.405
MANUFACTURE OF PAPER, PAPER PRODUCTS AND PRINTING....	.374	.319	.341	.361	.382
Manufacture of paper and paper products.....	.472	.339	.320	.464	.527
Publishing and printing services.....	.350	.313	.348	.339	.350
MANUFACTURE OF CHEMICALS AND CHEMICAL PRODUCTS.....	.342	.237	.271	.316	.305
Manufacture of basic chemicals, except fertilizers and nitrogen compounds.....	2.076	.501	.365	.507	.532
Manufacture of paints, varnishes and mastics151	.150	.155	.162	.199

* IN THE NATIONAL ACCOUNT CONCEPT AT FACTOR COST

RATIO OF COST OF LABOUR TO VALUE ADDED* BY INDUSTRIAL GROUP - PUBLIC AND PRIVATE
1998/1999 (1991 E.F.Y) - 2002/2003 (1995 E.F.Y)

TABLE 5.20(Contd..)

INDUSTRIAL GROUP	1991	1992	1993	1994	1995
Manufacture of pharmaceuticals, medicinal chemicals and botanical products.....	.313	.231	.430	.351	.251
Manufacture of soap and detergents cleaning and polishing, perfumes and toilet preparations.....	.371	.232	.206	.275	.304
Manufacture of chemical products n.e.c.231	.252	.516	.966	1.000
MANUFACTURE OF RUBBER AND PLASTIC PROCDUCTS.....	.231	.238	.210	.239	.229
Manufacture of rubber products.....	.225	.195	.188	.195	.214
Manufacture of plastic products.....	.237	.297	.235	.289	.242
MANUFACTURE OF OTHER NON-METALLIC MINERAL PRODUCTS240	.236	.263	.266	.201
Manufacture of glass and glass products.....	.240	.379	.313	.257	.467
Manufacture of structural clay products575	.574	.560	.521	.537
Manufacture of cement, lime and plaster158	.149	.166	.161	.128
Manufacture of articles of concrete, cement and plaster394	.418	.494	.478	.595
Manufacture of non-metallic mineral products n.e.c..	.492	.475	.708	.807	.567
MANUFACTURE OF BASIC IRON AND STEEL.....	.304	.243	.292	.247	.322
Manufacture of basic iron and steel.....	.304	.243	.292	.247	.322
MANUFACTURE OF FABRICATED METAL PRODUCTS EXCEPT MACHINERY AND EQUIPMENT467	.474	.504	.457	.533
Manufacture of structural metal products, tanks, reservoirs and containers of metal609	.569	.585	.481	.514
Manufacture of cutlery, hand tools and general hardware676	.825	.681	.571	.613
Manufacture of other fabricated metal products393	.395	.460	.427	.526
MANUFACTURE OF MACHINERY AND EQUIPMENT N.E.C.802	.566	.441	.664	.794
Manufacture of pumps, compressors, taps and valves..	.600	.434	.672	.391	.360
Manufacture of ovens, furnaces and furnace burners..	.826	.524	-	-	-
Manufacture of other general purpose machinery.....	.578	.597	.406	.597	1.926
Manufacture of machinery for food and beverage processing	4.550	.660	.660	-.210	-.211
Manufacture of accumulators, primary cells and and primary battries131	.074	.147	.235	.372
MANUFACTURE OF MOTOR VEHICLES132	.073	.143	.228	.366
Manufacture of bodies for motor vehicles.....	.093	.093	.543	.543	.552
Manufacture of parts and accessories for motor vehicles and their engines.....	.565	.539	.585	.561	.449
MANUFACTURE OF FURNITURE; MANUFACTURING N.E.C.565	.539	.585	.561	.449
Manufacture of furniture; manufacturing n.e.c.....					
T O T A L	.286	.264	.278	.336	.312

* IN THE NATIONAL ACCOUNT CONCEPT AT FACTOR COST

RATIO OF COST OF LABOUR TO GROSS VALUE PRODUCTION BY INDUSTRIAL GROUP - PUBLIC AND PRIVATE
1998/1999 (1991 E.F.Y) - 2002/2003 (1995 E.F.Y)

TABLE 5.21

INDUSTRIAL GROUP	1991	1992	1993	1994	1995
MANUFACTURE OF FOOD PRODUCTS AND BEVERAGES.....	.060	.059	.066	.086	.081
Production, processing and preserving of meat, fruit and vegetables055	.079	.107	.155	.121
Manufacture of vegetable and animal oils and fats...	.091	.077	.071	.095	.075
Manufacture of dairy products070	.064	.052	.084	.087
Manufacture of grain mill products042	.038	.051	.059	.051
Manufacture of prepared animal feeds163	.114	.157	.167	.144
Manufacture of bakery products058	.054	.074	.086	.087
Manufacture of sugar and sugar confectionery060	.058	.060	.097	.077
Manufacture of macaroni and spaghetti.....	.031	.032	.035	.045	.046
Manufacture of food products n.e.c.076	.062	.063	.076	.070
Distilling, rectifying and blending of spirits099	.094	.113	.131	.121
Manufacture of wines202	.185	.176	.142	.108
Manufacture of malt liquors and malt057	.053	.055	.060	.071
Manufacture of soft drinks & production of mineral waters077	.084	.085	.103	.121
MANUFACTURE OF TOBACCO PRODUCTS039	.038	.046	.053	.053
Manufacture of tobacco products.....	.039	.038	.046	.053	.053
MANUFACTURE OF TEXTILES159	.185	.162	.177	.153
Spinning, weaving and finishing of textiles154	.182	.155	.172	.149
Manufacture of cordage, rope, twine and netting211	.213	.273	.226	.230
Knitting mills128	.203	.102	.175	.084
MANUFACTURE OF WEARING APPAREL, EXCEPT FUR APPAREL....	.252	.243	.295	.290	.294
Manufacture of wearing apparel except fur apparel...	.252	.243	.295	.290	.294
TANNING AND DRESSING OF LEATHER; MANUFACTURE OF FOOTWEAR, LUGGAGE AND HANDBAGS094	.090	.072	.074	.073
Tanning and dressing of leather, luggage and handbags	.086	.084	.061	.070	.060
Manufacture of footwear.....	.109	.101	.102	.088	.114
MANUFACTURE OF WOOD AND OF PRODUCTS OF WOOD AND CORK, EXCEPT FURNITURE205	.198	.163	.177	.175
Manufacture of wood and of products of wood and cork, except furniture.....	.205	.198	.163	.177	.175
MANUFACTURE OF PAPER, PAPER PRODUCTS AND PRINTING.....	.140	.123	.125	.122	.125
Manufacture of paper and paper products.....	.111	.095	.079	.086	.098
Publishing and printing services.....	.152	.137	.152	.140	.138
MANUFACTURE OF CHEMICALS AND CHEMICAL PRODUCTS.....	.064	.060	.058	.073	.078
Manufacture of basic chemicals, except fertilizers and nitrogen compounds.....	.216	.204	.130	.201	.206
Manufacture of paints, varnishes and mastics037	.035	.034	.035	.044

RATIO OF COST OF LABOUR TO GROSS VALUE PRODUCTION BY INDUSTRIAL GROUP - PUBLIC AND PRIVATE
1998/1999 (1991 E.F.Y) - 2002/2003 (1995 E.F.Y)

TABLE 5.21(Contd..)

INDUSTRIAL GROUP	1991	1992	1993	1994	1995
Manufacture of pharmaceuticals, medicinal chemicals and botanical products.....	.063	.078	.090	.103	.102
Manufacture of soap and detergents cleaning and polishing, perfumes and toilet preparations.....	.051	.044	.038	.045	.051
Manufacture of chemical products n.e.c.062	.064	.085	.158	.134
MANUFACTURE OF RUBBER AND PLASTIC PRODUCTS.....	.065	.064	.064	.069	.072
Manufacture of rubber products.....	.067	.059	.066	.064	.078
Manufacture of plastic products.....	.064	.070	.062	.074	.069
MANUFACTURE OF OTHER NON-METALLIC MINERAL PRODUCTS073	.080	.085	.082	.070
Manufacture of glass and glass products.....	.119	.150	.143	.126	.268
Manufacture of structural clay products183	.184	.186	.179	.202
Manufacture of cement, lime and plaster047	.052	.056	.050	.045
Manufacture of articles of concrete, cement and plaster131	.137	.148	.151	.166
Manufacture of non-metallic mineral products n.e.c..	.117	.130	.155	.185	.190
MANUFACTURE OF BASIC IRON AND STEEL.....	.050	.050	.035	.037	.051
Manufacture of basic iron and steel.....	.050	.050	.035	.037	.051
MANUFACTURE OF FABRICATED METAL PRODUCTS EXCEPT MACHINERY AND EQUIPMENT139	.133	.129	.124	.121
Manufacture of structural metal products, tanks, reservoirs and containers of metal144	.146	.160	.161	.106
Manufacture of cutlery, hand tools and general hardware168	.180	.168	.101	.120
Manufacture of other fabricated metal products129	.120	.116	.123	.135
MANUFACTURE OF MACHINERY AND EQUIPMENT N.E.C.263	.199	.181	.174	.129
Manufacture of pumps, compressors, taps and valves..	-	-	-	-	-
Manufacture of ovens, furnaces and furnace burners..	.169	.129	.205	.121	.088
Manufacture of other general purpose machinery.....	.405	.175	-	-	-
Manufacture of machinery for food and beverage processing213	.222	.177	.345	.434
Manufacture of accumulators, primary cells and and primary batteries657	.171	.171	.061	.090
MANUFACTURE OF MOTOR VEHICLES015	.016	.026	.057	.081
Manufacture of bodies for motor vehicles.....	.015	.015	.025	.055	.078
Manufacture of parts and accessories for motor vehicles and their engines.....	.076	.067	.288	.288	.288
MANUFACTURE OF FURNITURE; MANUFACTURING N.E.C.183	.171	.189	.181	.134
Manufacture of furniture; manufacturing n.e.c.....	.183	.171	.189	.181	.134
T O T A L	.076	.074	.078	.092	.089

RATIO OF OPERATING SURPLUS TO GROSS VALUE OF PRODUCTION BY INDUSTRIAL GROUP - PUBLIC AND PRIVATE
1998/1999 (1991 E.F.Y) - 2002/2003 (1995 E.F.Y)

TABLE 5.22

INDUSTRIAL GROUP	1991	1992	1993	1994	1995
MANUFACTURE OF FOOD PRODUCTS AND BEVERAGES.....	.249	.248	.295	.235	.257
Production, processing and preserving of meat, fruit and vegetables274	.275	.236	.233	.235
Manufacture of vegetable and animal oils and fats...	.047	.046	.087	.050	.163
Manufacture of dairy products200	.280	.268	.226	.230
Manufacture of grain mill products050	.074	.039	.131	.097
Manufacture of prepared animal feeds123	.081	.084	.090	.007
Manufacture of bakery products176	.168	.163	.149	.149
Manufacture of sugar and sugar confectionery521	.455	.550	.390	.464
Manufacture of macaroni and spaghetti.....	.176	.222	.164	.246	.122
Manufacture of food products n.e.c.247	.236	.331	.285	.251
Distilling, rectifying and blending of spirits301	.187	.216	.222	.191
Manufacture of wines141	.120	.113	.161	.232
Manufacture of malt liquors and malt086	.245	.309	.237	.228
Manufacture of soft drinks & production of mineral waters114	.078	.082	.100	.109
MANUFACTURE OF TOBACCO PRODUCTS283	.364	.215	.297	.297
Manufacture of tobacco products.....	.283	.364	.215	.297	.297
MANUFACTURE OF TEXTILES031	.035	.039	-.015	-.011
Spinning, weaving and finishing of textiles016	.023	.040	-.019	-.016
Manufacture of cordage, rope, twine and netting171	.154	.019	.028	.037
Knitting mills186	.154	.008	.133	.221
MANUFACTURE OF WEARING APPAREL, EXCEPT FUR APPAREL....	-.040	-.005	-.051	-.044	.022
Manufacture of wearing apparel except fur apparel...	-.040	-.005	-.051	-.044	.022
TANNING AND DRESSING OF LEATHER; MANUFACTURE OF FOOTWEAR, LUGGAGE AND HANDBAGS156	.085	.063	.108	.069
Tanning and dressing of leather, luggage and handbags	.167	.073	.046	.098	.049
Manufacture of footwear.....	.135	.109	.110	.142	.134
MANUFACTURE OF WOOD AND OF PRODUCTS OF WOOD AND CORK, EXCEPT FURNITURE178	.168	.243	.231	.257
Manufacture of wood and of products of wood and cork, except furniture.....	.178	.168	.243	.231	.257
MANUFACTURE OF PAPER, PAPER PRODUCTS AND PRINTING.....	.234	.262	.241	.215	.203
Manufacture of paper and paper products.....	.124	.185	.168	.099	.088
Publishing and printing services.....	.283	.300	.284	.272	.256
MANUFACTURE OF CHEMICALS AND CHEMICAL PRODUCTS.....	.124	.193	.157	.157	.178
Manufacture of basic chemicals, except fertilizers and nitrogen compounds.....	-.112	.204	.227	.195	.181
Manufacture of paints, varnishes and mastics207	.200	.186	.180	.177

RATIO OF OPERATING SURPLUS TO GROSS VALUE OF PRODUCTION BY INDUSTRIAL GROUP - PUBLIC AND PRIVATE
1998/1999 (1991 E.F.Y) - 2002/2003 (1995 E.F.Y)
TABLE 5.22(Contd..)

INDUSTRIAL GROUP	1991	1992	1993	1994	1995
Manufacture of pharmaceuticals, medicinal chemicals and botanical products.....	.139	.261	.120	.191	.306
Manufacture of soap and detergents cleaning and polishing, perfumes and toilet preparations.....	.087	.145	.146	.119	.118
Manufacture of chemical products n.e.c.206	.191	.079	.006	-
MANUFACTURE OF RUBBER AND PLASTIC PRODUCTS.....	.217	.207	.242	.219	.243
Manufacture of rubber products.....	.230	.246	.286	.263	.287
Manufacture of plastic products.....	.207	.165	.203	.181	.215
MANUFACTURE OF OTHER NON-METALLIC MINERAL PRODUCTS231	.259	.237	.227	.277
Manufacture of glass and glass products.....	.376	.246	.314	.363	.306
Manufacture of structural clay products135	.137	.147	.165	.174
Manufacture of cement, lime and plaster251	.299	.279	.261	.306
Manufacture of articles of concrete, cement and plaster201	.191	.152	.165	.113
Manufacture of non-metallic mineral products n.e.c..	.121	.144	.064	.044	.145
MANUFACTURE OF BASIC IRON AND STEEL.....	.115	.156	.084	.113	.108
Manufacture of basic iron and steel.....	.115	.156	.084	.113	.108
MANUFACTURE OF FABRICATED METAL PRODUCTS EXCEPT MACHINERY AND EQUIPMENT158	.148	.126	.147	.106
Manufacture of structural metal products, tanks, reservoirs and containers of metal093	.110	.113	.174	.100
Manufacture of cutlery, hand tools and general hardware080	.038	.078	.076	.075
Manufacture of other fabricated metal products199	.183	.136	.166	.122
MANUFACTURE OF MACHINERY AND EQUIPMENT N.E.C.065	.152	.229	.088	.033
Manufacture of pumps, compressors, taps and valves..	-	-	-	-	-
Manufacture of ovens, furnaces and furnace burners..	.113	.169	.100	.188	.157
Manufacture of other general purpose machinery.....	.085	.159	-	-	-
Manufacture of machinery for food and beverage processing156	.149	.259	.233	-.209
Manufacture of accumulators, primary cells and and primary batteries	-.513	.088	.088	-.354	-.516
MANUFACTURE OF MOTOR VEHICLES100	.195	.152	.186	.136
Manufacture of bodies for motor vehicles.....	.097	.194	.152	.185	.135
Manufacture of parts and accessories for motor vehicles and their engines.....	.738	.659	.243	.243	.234
MANUFACTURE OF FURNITURE; MANUFACTURING N.E.C.141	.146	.134	.141	.165
Manufacture of furniture; manufacturing n.e.c.....	.141	.146	.134	.141	.165
T O T A L	.189	.206	.203	.182	.196

PART VI

STATISTICAL TABLES ON ELECTRICITY INDUSTRIES

1998/99 – 2002/2003 (1991- 1995 E.F.Y)

NUMBER OF EMPLOYEES BY OCCUPATIONAL GROUP AND SEX IN ELECTRICITY INDUSTRY
1991 -1995 E.F.Y (1998/1999-2002/2003 G.C)

TABLE 6.1

TABLE 6.1

OCCUPATIONAL GROUP	NUMBER OF EMPLOYEES*														
	1991			1992			1993			1994			1995		
	MALE	FEMALE	TOTAL	MALE	FEMALE	TOTAL	MALE	FEMALE	TOTAL	MALE	FEMALE	TOTAL	MALE	FEMALE	TOTAL
ADMINISTRATIVE, PROFESSIONAL AND TECHNICAL EMPLOYEES	1242	37	1279	1266	38	1304	1245	37	1282	1238	37	1275	1283	38	1321
CLERICAL AND SALES WORKERS	1465	606	2071	1492	615	2107	1466	604	2070	1458	601	2059	1510	623	2133
SKILLED PRODUCTION WORKERS	569	77	646	579	78	657	568	77	645	565	77	642	586	79	665
SEMI-SKILLED WORKERS	1650	45	1695	1680	46	1726	1650	45	1695	1641	45	1686	1701	47	1748
UNSKILLED WORKERS	2098	424	2522	2139	430	2569	2101	422	2523	2090	420	2510	2164	435	2599
TOTAL	7024	1189	8213	7156	1207	8363	7030	1185	8215	6992	1181	8173	7244	1222	8466

*Excludes number of casual workers

NUMBER OF EMPLOYEES* BY WAGES AND SALARIES GROUP AND SEX IN ELECTRICITY INDUSTRY
1991 - 95 E.F.Y. (1998/99-2002/2003 G.C.)

TABLE 6.2

GROSS SALARY GROUP	NUMBER OF EMPLOYEES														
	1991			1992			1993			1994			1995		
	MALE	FEMALE	TOTAL	MALE	FEMALE	TOTAL	MALE	FEMALE	TOTAL	MALE	FEMALE	TOTAL	MALE	FEMALE	TOTAL
105-204	612	194	806	642	193	835	639	98	737	578	58	636	35	36	71
205-304	530	69	599	596	83	679	213	168	381	353	195	548	1166	188	1354
305-504	1193	194	1387	1257	199	1456	1285	176	1461	978	125	1103	861	181	1042
505-704	1766	265	2031	1747	269	2016	1217	218	1435	849	171	1020	968	191	1159
705-1004	1998	361	2359	1991	358	2349	2238	334	2572	2192	342	2534	1731	286	2017
1005-1304	713	90	803	710	90	800	1023	194	1217	1290	266	1556	1471	279	1750
1305-2000	196	13	209	197	12	209	358	22	380	652	74	726	844	117	961
OVER 2000	16	3	19	16	3	19	28	4	32	47	3	50	108	4	112
TOTAL	7024	1189	8213	7156	1207	8363	7001	1214	8215	6939	1234	8173	7184	1282	8466

* Refers to the number of permanent employees in the month of June according to Ethiopian Fiscal Year.

**WAGES AND SALARIES* PAID BY OCCUPATIONAL GROUP IN ELECTRICITY INDUSTRY
1990- 94 E.F.Y. (1997/98-2001/2002 G.C.)**

TABLE 6.3

(IN '000 BIRR)

OCCUPATIONAL GROUP	1991	1992	1993	1994	1995
ADMINISTRATIVE, PROFESSIONAL AND TECHNICAL EMPLOYEES	15130	16341	17223	17963	18972
CLERICAL AND SALES WORKERS	15059	16266	17135	17854	18877
SKILLED PRODUCTION WORKERS	14108	15238	16048	16734	17631
SEMI-SKILLED WORKERS	14183	15319	16135	16829	17823
UNSKILLED WORKERS	17968	19407	20441	21338	22518
TOTAL	76448	82571	86982	90718	95821

* Includes Wages of Casual Workers

**INSTALLED GENERATING CAPACITY AND ELECTRICITY PRODUCTION
1986 - 95 E.F.Y. (1993/94-2003/2004 G.C.)**

TABLE 6.4

YEAR	INSTALLED GENERATING CAPACITY (KW)				ELECTRICITY PRODUCTION ('000 KWH)			
	HYDRO	THERMAL	GEOTHERMAL	TOTAL	HYDRO	THERMAL	GEOTHERMAL	TOTAL
1986	378214	35612	-	413826	1350367	44612	-	1394979
1987	378030	33457	-	411487	1416434	35576	-	1452010
1988	377750	41453	-	419203	1507455	42441	-	1549896
1989	377750	38307	-	416057	1566375	47776	-	1614151
1990	377750	40707	-	418457	1579495	48749	-	1628244
1991	377750	36451	7300	421501	1606168	20622	26299	1653089
1992	377750	35857	7300	420907	1645820	23016	19993	1688829
1993	450750	35524	7300	493574	1789829	17091	5074	1811994
1994	450750	36539	7300	494589	1991812	16647	1014	2009472
1995	484750	34311	7300	526361	2023635	40055	-	2063690

QUANTITY OF ELECTRICITY SOLD AND REVENUE FROM SALES BY TYPE OF TARIFF
1991 - 1995 E.F.Y. (1998/99 - 2002/2003 G.C.)

TABLE 6.5

TYPE OF TARIFF	1991		1992		1993		1994		1995	
	ELECTRICITY SOLD		ELECTRICITY SOLD		ELECTRICITY SOLD		ELECTRICITY SOLD		ELECTRICITY SOLD	
	('000 KWH)	('000 BIRR)	('000 KWH)	('000 BIRR)	('000 KWH)	('000 BIRR)	('000 KWH)	('000 BIRR)	('000 KWH)	('000 BIRR)
DOMESTIC	498858	174955	506081	175980	520635	183463	581354	207068	599779	208685
COMMERCIAL	304116	189549	328331	202218	338736	211484	391257	245497	401671	253202
STREET LIGHTING	11035	4703	9333	3982	10716	4560	13309	5516	17193	7320
INDUSTRIAL	518323	245182	532005	246476	542043	253903	635820	284007	688103	302663
TOTAL	1332332	614389	1375750	628656	1412130	653410	1621440	742088	1706746	771870

**GROSS REVENUE FROM SALES, TOTAL INTERMEDIATE COST AND
VALUE ADDED IN ELECTRICITY INDUSTRY**
1991 - 95 E.F.Y. (1998/99-2002/2003 G.C.)

TABLE 6.6

(IN '000 BIRR)

YEAR	GROSS REVENUE FROM SALES	TOTAL INTERMEDIATE COST	VALUE ADDED
	1	2	3 = (1-2)
1991	723052	189006	534046
1992	745198	104730	640468
1993	743359	111492	631867
1994	805365	136448	668917
1995	805159	178247	626912

VALUE OF FIXED ASSETS BY TYPE IN ELECTRICITY INDUSTRY
1991 - 95 E.F.Y. (1998/99-2002/2003 G.C.)

TABLE 6.7

(IN ' 000 BIRR)

TYPE OF FIXED ASSETS	1991	1992	1993	1994	1995
RESIDENTIAL & NON - RESIDENTIAL BUILDINGS	128957	126523	174752	165453	156208
OTHER CONSTRUCTION & WORKS	283076	1832870	2092685	2940127	4329238
MACHINERY & EQUIPMENT	939512	1813473	2491194	2414656	2363477
VEHICLES	14254	39153	55199	46014	55490
OTHERS	1720	2934	8395	7997	7018
TOTAL	1367519	3814953	4822225	5574247	6911431

INVESTMENT IN FIXED ASSETS BY TYPE OF FIXED ASSETS IN ELECTRICITY INDUSTRY
1991 - 95 E.F.Y. (1998/99-2002/2003 G.C.)

TABLE 6.8

(IN ' 000 BIRR)

TYPE OF FIXED ASSETS	1991	1992	1993	1994	1995
RESIDENTIAL & NON - RESIDENTIAL BUILDINGS	-	3289	25328	3	58
OTHER CONSTRUCTION & WORKS	-	886348	1126889	870844	1415956
MACHINERY & EQUIPMENT	25005	784247	491738	22707	49048
VEHICLES	11166	37339	28159	9221	15205
OTHERS	555	1631	816	1044	482
TOTAL	36726	1712854	1672930	903815	1480749

ANNEX: SURVEY QUESTIONNAIRE

CONFIDENTIAL
FOR STATISTICAL PURPOSE ONLY

FOR OFFICE USE ONLY
QUEST. (MI)

NAME OF ESTABLISHMENT _____

ISIC _____
SR. NO. _____

THE FEDERAL DEMOCRATIC REPUBLIC OF
ETHIOPIA
CENTRAL STATISTICAL AUTHORITY

ANNUAL SURVEY OF MANUFACTURING
INDUSTRY
(19...)

SURVEY OF LARGE AND MEDIUM MANUFACTURING INDUSTRIES

ITEM 1 - IDENTIFICATION PARTICULARS

1.1 ADDRESS OF THE ESTABLISHMENT

1	2	3	4	5	6	7	8
KILLIL	ZONE	WEREDA	TOWN	SUB-CITY/	KEBELE	HOUSE NO.	SURVEY YEAR
1	2	3	4	5	6	7	8
							1 9 9 5

9	10	11	12
ISIC NO. (FOR OFFICE USE)	REGISTERED NAME OF ESTABLISHMENT/OWNER	SR.NO.OF ESTAB. (For Office)	P.O.BOX NO.
1	2	3	4

1.2 ADDRESS OF HEAD OFFICE IF SEPARATE FROM FACTORY

1	2	3	4	5	6	7	8	9
KILLIL	ZONE	WEREDA	TOWN	HIGHER	KEBELE	HOUSE NO.	TELEPHONE NO.	P.O.BOX NO.
1	2	3	4	5	6	7	8	9

ITEM 2 - BASIC INFORMATION ABOUT THE ESTABLISHMENT

<p>2.1 MAJOR PRODUCTS OF THE ESTABLISHMENT (ENUMERATE IN ORDER OF THEIR VALUE OF SALES)</p> <p>_____</p> <p>2.2 IF MULTI-ESTABLISHMENT ENTERPRISE, NUMBER OF ESTAB.</p> <p>2.3 DATE OF COMMENCEMENT OF OPERATION (IN ETHIOPIAN CALENDAR YEAR)</p> <p>2.4 DO YOU KEEP BOOKS OF ACCOUNTS? (IF YES ATTACH DETAILED STATEMENT OF ACCOUNTS)</p> <p>1. IT HAS FULL BOOK OF ACCONTS-----1</p> <p>2. IT HAS ONLY INCOME AND EXPENDITURE LIST-----2</p> <p>3. IT HAS NO ANY BOOK OF ACCOUNT-----3</p> <p>2.5 IF THE ANSWER IS YES TO 2.4 STATE ACCORDING TO WHICH CALENDAR YEAR YOUR ACCOUNTS AND BOOKS ARE BEING KEPT</p> <p>ETHIOPIAN FISCAL YEAR — (FROM JULY 1- JUNE 30)-- =1</p> <p>ETHIOPIAN CALANDER YEAR — (FROM SEP. 1 -PAGUN =2</p> <p>GREGORIAN CALANDER YEAR — (FROM JAN.1-DEC : =3</p> <p>IT OTHER ,SPECIFY =4</p>	<p>1</p> <p>2.2 <input type="checkbox"/></p> <p>2</p> <p>2.3 <input type="checkbox"/> <input type="checkbox"/> <input type="checkbox"/> <input type="checkbox"/> <input type="checkbox"/></p> <p>3</p> <p>2.4 <input type="checkbox"/></p> <p>4</p> <p>2.5 <input type="checkbox"/></p>
---	---

2.6 TYPE OF OWNERSHIP OF THE ESTABLISHMENT

PRIVATE/CO-OPERATIVE =1 PUBLIC =2
PUBLIC/PRIVATE =3 % SHARE _____

2.7 IS THE FACTORY'S OWNERSHIP TRANSFERRED FROM PUBLIC TO PRIVATE? (IF THE ANSWER FOR QUESTION 2.6 IS CODE 1 OR CODE 3)

YES=1 NO=2

2.8 IF THE ANSWER FOR 2.7 IS CODE 1 STATE THE MONTH AND YEAR OF PRIVATIZATION

2.9 IF THE ANSWER TO 2.6 IS CODE 1 OR 3(IF PRIVATE SHARE IS >=51%) WHAT IS THE

LEGAL FORM OF ORGANIZATION?

INDIVIDUAL PROPRIETOR _____ =1
PARTNERSHIP _____ =2
SHARE COMPANY _____ =3
PRIVATE LIMITED COMPANY _____ =4
CO-OPERATIVE _____ =5
JOINT VENTURE _____ =6
OTHER (SPECIFY) _____ =7

2.10 NUMBER OF OWNERS OF THE ESTABLISHMENT BY SEX(IF FOR # 2.9 IS ANSWERED)

2.11 INITIAL PAID-UP CAPITAL BY OWNERSHIP AND SEX

1. PRIVATE ETHIOPIAN MALE BIRR _____
2. PRIVATE ETHIOPIAN FEMALE BIRR _____
3. PRIVATE NON-ETHIOPIAN BIRR _____
4. PUBLIC BIRR _____
5. OTHERS (SPECIFY) _____ BIRR _____
6. TOTAL BIRR _____

2.12 CURRENT(IN THE SURVEY YEAR) PAID-UP CAPITAL BY OWNERSHIP AND SEX

1. PRIVATE ETHIOPIAN MALE BIRR _____
2. PRIVATE ETHIOPIAN FEMALE BIRR _____
3. PRIVATE NON-ETHIOPIAN BIRR _____
4. PUBLIC BIRR _____
5. OTHERS (SPECIFY) _____ BIRR _____
6. TOTAL BIRR _____

2.13 NUMBER OF MONTHS THE ESTABLISHMENT OPERATED DURING 1995 E.F.Y. (2003/2004 G.C..)

2.14 WHAT WERE THE THREE MAJOR PROBLEMS THAT PREVENTED YOU FROM OPERATING FULL YEAR (ENUMERATE IN ORDER OF IMPORTANCE)

IT IS ESTABLISHED CURRENTLY =1
SHORTAGE OF RAW MATERIALS _____ =2
SHORTAGE OF SPARE PARTS _____ =3
SHORTAGE OF FOREIGN EXCHANGE _____ =4
LACK OF MARKET/CUSTOMERS _____ =5
LACK OF WORKING CAPITAL _____ =6
SHORTAGE OF ELECTRIC & WATER SUPPLY =7
REPEATED BREAKAGE OF MACHINERY =8
GOVERNMENT RULES & REGULATIONS =9
OTHERS (SPECIFY) _____ 10

2.15 OWNERSHIP OF NON-RESIDENTIAL BUILDINGS

PRIVATELY OWNED =1
RENTED =2
OTHERS (SPECIFY) _____ =3

2.16 IF FOR 2.5 THE ANSWER IS CODE 1, WHAT WAS THE SOURCE OF OWNERSHIP?

INHERITED =1 CO-CONSTRUCTED BY THE ES =3
PROVIDED FREE =2 OTHER (SPECIFY) =4

5
2.6 ☐

6
2.7 ☐

7
2.8

8
2.9 ☐

9
2.10

MALE	FEM.	TOTAL
<input type="text"/>	<input type="text"/>	<input type="text"/>

2.11
1.

8	10	<input type="text"/>	<input type="text"/>	<input type="text"/>	<input type="text"/>	<input type="text"/>	<input type="text"/>	<input type="text"/>	<input type="text"/>
---	----	----------------------	----------------------	----------------------	----------------------	----------------------	----------------------	----------------------	----------------------

2.

9	11	<input type="text"/>	<input type="text"/>	<input type="text"/>	<input type="text"/>	<input type="text"/>	<input type="text"/>	<input type="text"/>	<input type="text"/>
---	----	----------------------	----------------------	----------------------	----------------------	----------------------	----------------------	----------------------	----------------------

3.

10	12	<input type="text"/>	<input type="text"/>	<input type="text"/>	<input type="text"/>	<input type="text"/>	<input type="text"/>	<input type="text"/>	<input type="text"/>
----	----	----------------------	----------------------	----------------------	----------------------	----------------------	----------------------	----------------------	----------------------

4.

11	13	<input type="text"/>	<input type="text"/>	<input type="text"/>	<input type="text"/>	<input type="text"/>	<input type="text"/>	<input type="text"/>	<input type="text"/>
----	----	----------------------	----------------------	----------------------	----------------------	----------------------	----------------------	----------------------	----------------------

5.

12	14	<input type="text"/>	<input type="text"/>	<input type="text"/>	<input type="text"/>	<input type="text"/>	<input type="text"/>	<input type="text"/>	<input type="text"/>
----	----	----------------------	----------------------	----------------------	----------------------	----------------------	----------------------	----------------------	----------------------

6.

13	15	<input type="text"/>	<input type="text"/>	<input type="text"/>	<input type="text"/>	<input type="text"/>	<input type="text"/>	<input type="text"/>	<input type="text"/>
----	----	----------------------	----------------------	----------------------	----------------------	----------------------	----------------------	----------------------	----------------------

2.12
1.

8	16	<input type="text"/>	<input type="text"/>	<input type="text"/>	<input type="text"/>	<input type="text"/>	<input type="text"/>	<input type="text"/>	<input type="text"/>
---	----	----------------------	----------------------	----------------------	----------------------	----------------------	----------------------	----------------------	----------------------

2.

9	17	<input type="text"/>	<input type="text"/>	<input type="text"/>	<input type="text"/>	<input type="text"/>	<input type="text"/>	<input type="text"/>	<input type="text"/>
---	----	----------------------	----------------------	----------------------	----------------------	----------------------	----------------------	----------------------	----------------------

3.

10	18	<input type="text"/>	<input type="text"/>	<input type="text"/>	<input type="text"/>	<input type="text"/>	<input type="text"/>	<input type="text"/>	<input type="text"/>
----	----	----------------------	----------------------	----------------------	----------------------	----------------------	----------------------	----------------------	----------------------

4.

19	19	<input type="text"/>	<input type="text"/>	<input type="text"/>	<input type="text"/>	<input type="text"/>	<input type="text"/>	<input type="text"/>	<input type="text"/>
----	----	----------------------	----------------------	----------------------	----------------------	----------------------	----------------------	----------------------	----------------------

5.

12	20	<input type="text"/>	<input type="text"/>	<input type="text"/>	<input type="text"/>	<input type="text"/>	<input type="text"/>	<input type="text"/>	<input type="text"/>
----	----	----------------------	----------------------	----------------------	----------------------	----------------------	----------------------	----------------------	----------------------

6.

21	<input type="text"/>	<input type="text"/>	<input type="text"/>	<input type="text"/>	<input type="text"/>	<input type="text"/>	<input type="text"/>	<input type="text"/>	<input type="text"/>
----	----------------------	----------------------	----------------------	----------------------	----------------------	----------------------	----------------------	----------------------	----------------------

22
2.13 ☐

23
2.14 ☐
24
☐
25
☐

26
2.15 ☐

27
2.16 ☐

ITEM 3 - NUMBER OF PERSONS ENGAGED AND WAGES AND SALARIES

3.1 NUMBER OF PERSONS ENGAGED IN 19---

NUMBER OF PERSONS ENGAGED AS OF THE LAST PAY PERIOD OF WORKING DAY IN 19----															
SR. NO.	GENERAL OCCUPATION	MESKEREM			TAHSAS			MEGABIT			SENE			PERSON/ MONTHS	WAGES
		ETHIOPIAN		FOR.	ETHIOPIAN		FOR.	ETHIOPIAN		FOR.	ETHIOPIAN		FOR.		
		MALE	FEMALE		MALE	FEMALE		MALE	FEMALE		MALE	FEMALE			
1	2	3	4	5	6	7	8	9	10	11	12	13	14	15	16
1	WORKING PROPRIETORS, ACTIVE PARTNERS AND FAMILY WORKERS														
2	UN-PAID APPERENTICES														
3	ADMINISTRATIVE, TECHNICAL EMPLOYEES, CLERICAL AND OFFICE WORKERS														
4	PRODUCTION WORKERS														
5	PAID APPERENTICES														
6	SEASONAL & TEMPORARY WORKERS														
7	TOTAL														

NB :- SR.NO 3 AND 4 SHOULD INCLUDE ONLY PERMANENT EMPLOYEES

3.2 WAGES AND SALARIES AND OTHER EMPLOYEE BENEFITS PAID (IN BIRR) IN 19----

SR. NO.	GENERAL OCCUPATION	GROSS ANNUAL WAGES AND SALARIES PAID*				EMPLOYEES BENEFITS		ESTABLISHMENTS CONTRIBUTION ON TO PENSION, LIFE AND CASUALTY INSURANCE SCHEMES	NO OF S H F T S	HRS. PER DAY	M O N T H S	NO. OF WORKERS PER SHIFT
		ETHIOPIAN		FOREIGNERS	TOTAL	COMMISSION, BONUS PROFESSIONAL AND HARDSHIP ALLOWANCE (EXCLUDING CAR ALLOWANCE AND PERDIEM)	ACTUAL COST TO THE ESTABLISHMENT OF FOOD, LODGING, MEDICAL & OTHER BENEFIT PROVIDED TO EMPLOYEES FREE OF CHARGE					
		MALE	FEMALE									
1	2	3	4	5	6=(3+4+5)	7	8	9	10	11	12	13
1	PAID APPRENTICES											
	ADMINISTRATIVE, TECHNICAL EMPLOYEES, 2 CLERICAL & OFF WORKERS											
3	PRODUCTION WORKERS											
4	TOTAL											

* HERE WAGES AND SALARIES FOR SEASONAL AND TEMPORARY WORKERS SHOULD BE EXCLUDED.

3.3 NUMBER OF PERMANENT EMPLOYEES BY BASIC SALARY GROUP*

SR. NO.	SEX	UNDER 75	75 AND UNDER 105	105 AND UNDER 150	150 AND UNDER 200	200 AND UNDER 250	250 AND UNDER 300	300 AND UNDER 400	400 AND UNDER 500	500 AND UNDER 700	700 AND UNDER 1000	1000 AND UNDER 1500	1500 AND UNDER 2000	2000 AND OVER	TOTAL
1	2	3	4	5	6	7	8	9	10	11	12	13	14	15	16
1	MALE														
2	FEMALE														
3	TOTAL														

* NUMBER OF PERMANENT EMPLOYEES BY SEX & BASIC SALARY GROUP COULD BE COMPILED FROM THE PAYROLL OF LAST PERIOD OF WORKING DAY IN SENE.

ITEM 4 - PRODUCTS AND SERVICES OF THE ESTABLISHMENT (IN BIRR) IN 19----

4.1 PRODUCTS AND BY-PRODUCTS

[illegible]

* TOTAL SALES SHOULD INCLUDE ALL DUTIES AND INDIRECT TAXES COLLECTED, i.e., TRANSACTION, TURNOVER AND EXCISE TAXES etc..

4.2 SERVICES AND OTHER RECEIPTS (IN BIRR) IN 19----

[illegible]

ITEM 5 - VALUE OF STOCKS (IN BIRR) IN 19----

SR. NO.	STOCKS OF	BEGINNING OF THE YEAR	END OF THE YEAR	DIFFERENCE (END YEAR - BEG. YEAR)
1	2	3	4	5 = 4 - 3
1	FINISHED GOODS			
2	SEMI-FINISHED GOODS			
3	RAW MATERIALS			
4	GOODS BOUGHT AND SOLD			

ITEM 6 - COST AND QUANTITY OF RAW MATERIALS, PARTS AND CONTAINERS USED AND PAYMENTS FOR OTHER VARIOUS EXPENSES (IN BIRR) IN 19----

6.1 COST AND QUANTITY OF RAW MATERIALS, PARTS AND CONTAINERS USED (VALUE IN BIRR) IN 19----

SR. NO.	DESCRIPTION OF PRINCIPAL RAW MATERIALS, PARTS & CONTAINERS USED	U/M	RAW MATERIAL CODE	U/M CODE	LOCAL		IMPORTED		TOTAL	
					QUANTITY	VALUE	QUANTITY	VALUE	QUANTITY	VALUE
1	2	3	4	5	6	7	8	9	10=6+8	11=7+9
0 1										
0 2										
0 3										
0 4										
0 5										
0 6										
0 7										
0 8	SPARE PARTS									
0 9	AUXILIARY MATERIALS									
1 0	TOTAL									

N.B: ONLY THE PRINCIPAL RAW MATERIALS USED IN THE REFERENCE YEAR SHOULD BE DESCRIBED IN THE SPACES PROVIDED.
VALUE OF PARTS & CONTAINERS USED AND OTHER NON-PRINCIPAL MATERIALS SHOULD BE INCLUDED UNDER AUXILIARY MATERIALS.

ITEM 7 - FIXED ASSETS AND INVESTMENT (IN BIRR) IN 19----

7.1 TYPE AND VALUE OF FIXED ASSETS

SR. NO.		FIXED ASSETS					
		BOOK VALUE BEGINNING OF THE YEAR	INVESTMENT FOR PURCHASE & CAPITAL REPAIR OF FIXED ASSETS	SOLD & DISPOSED DURING THE YEAR	DEPRECIATION DURING THE YEAR*	BOOK VALUE END OF THE YEAR	
1	2	3	4	5	6	7	
1	DWELLING HOUSES						
2	NON-RESIDENTIAL BUILDINGS						
3	OTHER CONSTRUCTION & WORKS						
4	MACHINERY & EQUIPMENT						
5	VEHICLES						
6	OTHERS (OFFICE FURNITURE AND FIXTURE, etc.)						
7	TOTAL						

* MAKE SURE THAT IN COLUMN 6 ONLY ANNUAL DEPRECIATION IS INCLUDED

7.2 ANNUAL INVESTMENT BY TYPE AND SOURCE

SR. NO.	SOURCE OF FINANCING	TYPE OF INVESTMENT	
		FIXED ASSETS	WORKING CAPITAL
1	2	3	4
1	TOTAL DOMESTIC SOURCE		
2	OWN FUND		
3	BANK LOAN		
4	OTHERS		
5	FOREIGN SOURCE		
6	TOTAL		

8.1 ANNUAL PRODUCTION AT FULL CAPACITY

SR. NO.	DESCRIPTION OF PRODUCTS	U/M	PRODUCT CODE	U/M CODE	QUANTITY OF PRODUCT THAT CAN BE PRODUCED ANNUALLY	VALUE OF PRODUCT (AT CURRENT MARKET PRICE)
1	2	3	4	5	6	7
0 1						
0 2						
0 3						
0 4						
0 5						
0 6						
0 7						
0 8						
1 9	OTHERS (BY PRODUCTS)					
1 0	TOTAL					

[illegible]

8.3 WHAT WAS THE PERCENTAGE OF THE 1995 PRODUCTION AS COMPARED TO THE FACTORY'S PRODUCTION AT FULL CAPACITY? _____ 1

8.3

--	--	--

8.4 WHAT WERE THE THREE MAJOR PROBLEMS THAT PREVENTED THE ESTABLISHMENT FROM OPERATING WITH FULL CAPACITY?

SHORTAGE OF SUPPLY OF RAW MATERIALS _____ 1

SHORTAGE OF SPARE PARTS _____ 2

GETTING MARKET/ CUSTOMERS _____ 3

SHORTAGE OF WORKING CAPITAL _____ 4

REPEATED BREAKAGE OF MACHINERY _____ 5

PROBLEMS WITH WORKERS _____ 6

GOVERNMENT RULES AND REGULATION _____ 7

OTHERS (SPECIFY) _____ 8

8.4

2

☐

3

☐

4

☐

8.5 IF THE ANSWER TO 8.4 IS CODE 3 WHAT WAS THE REASON FOR LACK OF MARKET?

UNABLE TO COMPETE FOREIGN PRODUCT IN QUALITY =1 8.5

5

UNABLE TO COMPETE FOREIGN PRODUCT IN PRICE =2

UNABLE TO COMPETE LOCAL PRODUCT IN QUALITY =3

UNABLE TO COMPETE LOCAL PRODUCT IN PRICE =4

☐

8.6 IF THE ANSWER TO 8.4 IS CODE 4, IS THE FACTORY MADE ATTEMPT TO TAKE LOAN?

YES =1

NO =2

8.6

6

☐

8.7 IF THE ANSWER TO 8.6 IS CODE 1, WHAT IS THE REASON FOR NOT SOLVING THE PROBLEM?

PERMITTED LOAN WAS NOT SUFFICIENT =1.

UNABLE TO PROVIDE LOAN REQUIREMENT =2

HIGH INTEREST RATE =3

LOAN DURATION IS SHORT =4

LOAN PROCEDURE TAKES LONG TIME =5

IF OTHERS (SPECIFY) _____ =6

8.7

7

☐

8.8 WHAT ARE THE THREE MAJOR PROBLEMS THAT ARE FACING THE ESTABLISHMENT AT PRESENT?

- | | | |
|-------------------------------------|-----|----------------------|
| SHORTAGE OF SUPPLY OF RAW MATERIALS | =1 | |
| SHORTAGE OF SPARE PARTS | =2 | 8.8 8 |
| DIFFICULT MARKET COMPETITION | =3 | <input type="text"/> |
| GETTING MARKET/CUSTOMERS | =4 | 9 |
| SHORTAGE OF WORKING CAPITAL | =5 | <input type="text"/> |
| FREQUENT MACHINE BREAKAGE | =6 | 10 |
| INCONVENIENT WORKING PLACE | =7 | <input type="text"/> |
| PROBLEM WITH WORKERS | =8 | |
| GOVERNMENT RULES AND REGULATIONS | =9 | |
| NO PROBLEMS FACED | =10 | |
| IF OTHER,(SPECIFY) _____ | =11 | |

8.9 IS THE FACTORY FACED PROBLEMS DURING EXPORT?

YES = 1 NO = 2

11
8.9

8.10 IF THE ANSWER TO 8.9 IS CODE 1 STATE THREE MAJOR PROBLEMS (IN ORDER OF IMPORTANCE) YOU FACED DURING EXPORT?

- _____ =1
- _____ =2
- _____ =3

8.11 IF THIS MANUFACTURING INDUSTRY USES IMPORTED RAW MATERIALS (PARTLY OR WHOLLY), WHAT IS THE MAJOR REASON FOR USING IMPORTED RAW MATERIALS?

- | | | |
|---|---|---------------------------|
| SHORTAGE OF RAW MATERIALS SUPPLY IN THE LOCAL MARKET | 1 | |
| THE RAW MATERIALS ARE NOT FOUND LOCALLY | 2 | |
| LOCAL SUPPLY IS NOT RELIABLE | 3 | 12 |
| THE QUALITY OF LOCALLY AVAILABLE RAW MATERIAL IS NOT RELIABLE | 4 | 8.11 <input type="text"/> |
| OTHERS /SPECIFY/ _____ | 5 | |