በኢትዮጵያ ፌዴራላዊ ዴሞክራሲያዊ ሪፐብሊክ
የማዕከላዊ ስታቲስቲክስ ኤጀንሲ

THE FEDERAL DEMOCRATIC REPUBLIC OF ETHIOPIA
CENTRAL STATISTICAL AGENCY

የአገር አቀፍና የክልሎች የሸማቾች ዋጋ መመዘኛ ኢንዴክሶች
የየካቲት ወር 2005 ዓ.ም.

[ታህሳስ 1999 = 100]

መረጃ ቁጥር 65

COUNTRY AND REGIONAL LEVEL CONSUMER PRICE INDICES

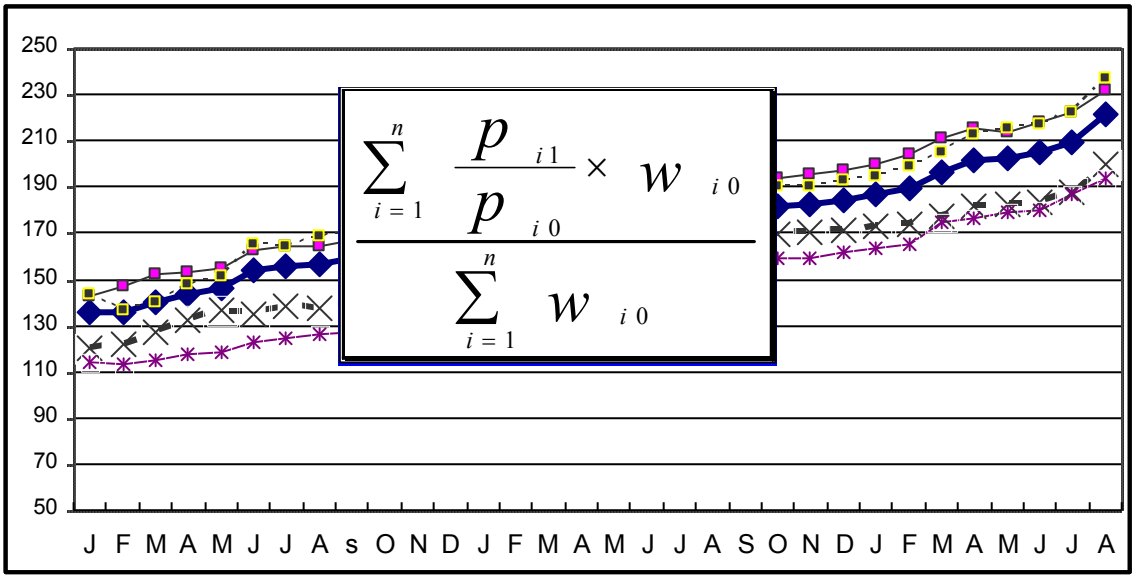

$$\frac{\sum_{i=1}^{n} \frac{p_{i1}}{p_{i0}} \times w_{i0}}{\sum_{i=1}^{n} w_{i0}}$$

[December 2006 =100]

For the month of February 2013

Information No. 65

Tel: 251-11-1 553011

Fax: 251-11-1550334.

Email: csa@ethionet.et

አዲስ አበባ

የካቲት 27 ቀን 2005 ዓ.ም.

ADDIS ABABA

06 March 2013

ማውጫ ገጽ

መግቢያ..... 1
የወሩ ዋጋ ግሽበት ሁኔታ 7

የዘንድሮውና የአምናው ተመሳሳይ ወሮች የሸማቾች ዋጋ መመዘኛ ጠቋሚ አሀዝ ንፅፅር በአገር አቀፍ ደረጃ 10

የዘንድሮውና የአምናው ተመሳሳይ ወሮች የሸማቾች ዋጋ መመዘኛ ጠቋሚ አሀዝ ንፅፅር በአገር አቀፍና በክልሎች ደረጃ..... 11

የሠንጠረዦች ዝርዝር

ሠንጠረዥ ሀ፡ በጥናቱ የተሸፈኑ ገበያዎችና በኢንዴክስ ማዕቀፍ የተካተቱ ዕቃዎችና በዕቃዎች/አገልግሎቶች ብዛት በክልል..... 2

ሠንጠረዥ 1ሀ፡ ጠቅላላ የሸማቾች ዋጋ መመዘኛ ኤንዴክስና በስሩ የተካተቱ ክፍሎች በአገር አቀፍ ደረጃ..... 13

ሠንጠረዥ 1ለ፡ ጠቅላላ ምግብና የምግብ ክፍሎች የሸማቾች ዋጋ መመዘኛ ኤንዴክስ በአገር አቀፍ ደረጃ..... 14

ሠንጠረዥ 1ሐ፡ አገር አቀፍ የቤት ኪራይ፣ የቤት መስሪያ ዕቃዎች፣ ውሃና ኤነርጂ

የሸማቾች ዋጋ መመዘኛኤንዴክስ 15

ሠንጠረዥ 2ሀ፡ ጠቅላላ የሸማቾች ዋጋ መመዘኛ ኤንዴክስ በአገር አቀፍና በክልሎች ደረጃ 16

ሠንጠረዥ 2ለ፡ የምግብ ዋጋ መመዘኛ ኤንዴክስ ማጠቃለያ በአገር አቀፍ እና በክልሎች ደረጃ 18

ሠንጠረዥ 3ሀ፡ ጠቅላላ የሸማቾች ዋጋ መመዘኛ ኤንዴክስና በስሩ የተካተቱ ክፍሎች ለአዲስ አበባ ከተማ መስተዳድር 20

ሠንጠረዥ 3ለ፡ ጠቅላላ ምግብና የምግብ ክፍሎች የሸማቾች ዋጋ መመዘኛ ኤንዴክስ ለአዲስ አበባ ከተማ መስተዳድር 21

ሠንጠረዥ 4ሀ፡ ጠቅላላ የሸማቾች ዋጋ መመዘኛ ኤንዴክስና በስሩ የተካተቱ ክፍሎች ለአፋር ክልላዊ መንግስት..... 22

ሠንጠረዥ 4ለ፡ ጠቅላላ ምግብና የምግብ ክፍሎች የሸማቾች ዋጋ መመዘኛ ኤንዴክስ ለአፋር ክልላዊ መንግስት..... 23

ሠንጠረዥ 5ሀ፡ ጠቅላላ የሸማቾች ዋጋ መመዘኛ ኤንዴክስና በስሩ የተካተቱ ክፍሎች ለአማራ ክልላዊ መንግስት..... 24

ሠንጠረዥ 5ለ፡ ጠቅላላ ምግብና የምግብ ክፍሎች የሸማቾች ዋጋ መመዘኛ ኤንዴክስ ለአማራ ክልላዊ መንግስት..... 25

ሠንጠረዥ 6ሀ፡ ጠቅላላ የሸማቾች ዋጋ መመዘኛ ኤንዴክስና በስሩ የተካተቱ ክፍሎች ለቤንሻንጉል-ጉሙዝ ክልላዊ መንግስት..... 26

ሠንጠረዥ 6ለ፡ ጠቅላላ ምግብና የምግብ ክፍሎች የሸማቾች ዋጋ መመዘኛ ለቤንሻንጉል-ጉሙዝ ክልላዊ መንግስት..... 27

ሠንጠረዥ 7ሀ፡ ጠቅላላ የሸማቾች ዋጋ መመዘኛ ኤንዴክስና በስሩ የተካተቱ ክፍሎች ለድሬደዋ አስተዳደር ካውንስል 28

ሠንጠረዥ 7ለ፡ ጠቅላላ ምግብና የምግብ ክፍሎች የሸማቾች ዋጋ መመዘኛ ለድሬደዋ አስተዳደር ካውንስል 29

ሠንጠረዥ 8ሀ፡ ጠቅላላ የሸማቾች ዋጋ መመዘኛ ኤንዴክስና በስሩ የተካተቱ ክፍሎች ለጋምቤላ ህዝቦች ክልላዊ መንግስት 30

ሠንጠረዥ 8ለ፡ ጠቅላላ ምግብና የምግብ ክፍሎች የ ሸማቾች ዋጋ መመዘኛ ለጋምቤላ ህዝቦች ክልላዊ መንግስት 31

ሠንጠረዥ 9ሀ፡ ጠቅላላ የሸማቾች ዋጋ መመዘኛ ኤንዴክስና በስሩ የተካተቱ ክፍሎች ለለሐረሪ ህዝብ ክልላዊ መንግስት 32

ሠንጠረዥ 9ለ፡ ጠቅላላ ምግብና የምግብ ክፍሎች የሸማቾች ዋጋ መመዘኛ ኤንዴክስ ለለሐረሪ ህዝብ ክልላዊ መንግስት 33

ሠንጠረዥ 10ሀ፡ ጠቅላላ የሸማቾች ዋጋ መመዘኛ ኤንዴክስና በስሩ የተካተቱ ክፍሎች ለኦሮሚያ ክልላዊ መንግስት 34

ሠንጠረዥ 10ለ፡ ጠቅላላ ምግብና የምግብ ክፍሎች የሸማቾች ዋጋ መመዘኛ ኤንዴክስ ለኦሮሚያ ክልላዊ መንግስት 35

ሠንጠረዥ 11ሀ፡ ጠቅላላ የሸማቾች ዋጋ መመዘኛ ኤንዴክስና በስሩ የተካተቱ ክፍሎች ለደ.ኢ.ብ.ብ.ህ ክልላዊ መንግስት 36

ሠንጠረዥ 11ለ፡ ጠቅላላ ምግብና የምግብ ክፍሎች የሸማቾች ዋጋ መመዘኛ ኤንዴክስ ለደ.ኢ.ብ.ብ.ህ ክልላዊ መንግስት 37

ሠንጠረዥ 12ሀ፡ ጠቅላላ የሸማቾች ዋጋ መመዘኛ ኤንዴክስና በስሩ የተካተቱ ክፍሎች ለሶማሌ ክልላዊ መንግስት 38

ሠንጠረዥ 12ለ፡ ጠቅላላ ምግብና የምግብ ክፍሎች የሸማቾች ዋጋ መመዘኛ ኤንዴክስ ለሶማሌ ክልላዊ መንግስት 39

ሠንጠረዥ 13ሀ፡ ጠቅላላ የ ሸማቾች ዋጋ መመዘኛ ኤንዴክስና በስሩ የተካተቱ ክፍሎች ለትግራይ ክልላዊ መንግስት 38

ሠንጠረዥ 13ለ፡ ጠቅላላ ምግብና የምግብ ክፍሎች የ ሸማቾች ዋጋ መመዘኛ 41

C O N T E N T S

Page

Introduction.....4

Inflation Rate……8

Comparison of CPI Movements, Current Vs Last Year's Similar Months, at country Level.....10

Comparison of CPI Movements, Current Vs Last Year's Similar Months, at country and Regional Levels.....11

List of Tables

Table a: Number of Markets Covered and Basket of Commodities by Region.....2

Table 1a: General Consumer Price Index and Its Components at Country Level.....13

Table 1b: Consumer Price Index of Total Food and Its Components at Country Level.....14

Table 1c: Consumer Price Index of House Rent, Construction Materials, Water, Fuel and Power and Its Components at Country Level.....15

Table 2a: Summary of General Consumer Price Indices at Country and Regional Levels.....16

Table 2b: Summary of Consumer Price Indices of Food at Country and Regional Levels.....18

Table 3a: General Consumer Price Index and Its Components for the City of Addis Ababa Administration.....20

Table 3b: Consumer Price Index of Total Food and Its Components for the City of Addis Ababa Administration.....21

Table 4a: General Consumer Price Index and Its Components for the Afar Regional State.....22

Table 4b: Consumer Price Index of Total Food and Its Components for the Afar Regional State.....23

Table 5a: General Consumer Price Index and Its
Components for the Amhara Regional State.....24
Table 5b: Consumer Price Index of Total Food and Its
Components for the Amhara Regional State.....25
Table 6a: General Consumer Price Index and Its
Components for the Benishangul-Gumuz Regional State.....26
Table 6b: Consumer Price Index of Total Food and Its
Components for the Benishangul-Gumuz Regional State.....27
Table 7a: General Consumer Price Index and Its
Components for the Dire Dawa Administrative Council.....28
Table 7b: Consumer Price Index of Total Food and Its
Components for the Dire Dawa Administrative Council.....29
Table 8a: General Consumer Price Index and Its
Components for the Gambela Peoples Regional State.....30
Table 8b: Consumer Price Index of Total Food and Its
Components for the Gambela Peoples Regional State.....31
Table 9a: General Consumer Price Index and Its
Components for the Harari Peoples Regional State.....32
Table 9b: Consumer Price Index of Total Food and Its
Components for the Harari Peoples Regional State.....33
Table 10a: General Consumer Price Index and Its
Components for the Oromia Regional State.....34
Table 10b: Consumer Price Index of Total Food and Its
Components for the Oromia Regional State.....35
Table 11a: General Consumer Price Index and Its
Components for the SNNP Regional State.....36
Table 11b: Consumer Price Index of Total Food and Its
Components for the SNNP Regional State.....37
Table 12a: General Consumer Price Index and Its
Components for the Somali Regional State.....38
Table 12b: Consumer Price Index of Total Food and Its
Components for the Somali Regional State.....39
Table 13a: General Consumer Price Index and Its
Components for the Tigray Regional State.....40
Table 13b: Consumer Price Index of Total Food and Its
Components for the Tigray Regional State.....41

መግቢያ

የሸማቾች ዋጋ መመዘኛ ኢንዴክስ ማለት ሸማቾች ለተወሰኑ ዕቃዎችና አገልግሎቶች የከፈሉትን አማካይ የዋጋ ለዉጥ ለመለካት የሚያገለግል ጠቋሚ አሀዝ ነዉ፡፡ የዋጋ መመዘኛ ኢንዴክስ አብዛኛዉን ጊዜ መሠረት የሚያደርገዉ የቤተሰብ ገቢ፣ ፍጆታና ወጪ ጥናት ዉጤት በሆነዉ ቤተሰቦች በዕቃዎችና ግልጋሎቶች ለይ ባወጡት የመቶኛ ድርሻ መጠንና የወቅቱ የገበያ ዋጋ ላይ ነዉ፡፡ በዚህ ሪፖርት ዉስጥ የተካተቱት 12 ኢንዴክሶች (የ11 ክልሎችና የአገር አቀፍ) መሠረት ያደረጉት የማዕከላዊ ስታቲስቲክስ ኤጀንሲ በ1996/97 በጀት ዓመት በመላ አገሪቱ በናሙና በተመረጡ ቦታዎች ያካሐሄደዉን የቤተሰብ ገቢ፣ ፍጆታና ወጪ ጥናት ዉጤት ነዉ፡፡

ይህ ታህሳስ ወር 1999 ዓ.ምን መሠረት ያደረገዉ (ታህሳስ 1999=100) የሸማቾች ዋጋ መመዘኛ ኢንዴክስ በክልል ደረጃ ሲዘጋጅ በዓይነቱ ለሁለተኛ ጊዜ የተዘጋጀ ሲሆን በታህሣሥ 1993 ዓ.ም. መሠረት ያደረገውን የሸማቾች መመዘኛ ኢንዴክስ የሚተካ ነው፡፡ በአገር አቀፍ ደረጃ ከ1988 ጀምሮና በአዲስ አበባ ከተማ ደረጃ ደግሞ ከ1955 ዓ.ም ጀምሮ በየወሩ ተመሳሳይ ኢንዴክሶች እየተዘጋጁ ለተጠቃሚዎች ሲሰራጩ መቆየታቸዉ ይታወቃል፡፡ እነዚህ 12 የዋጋ መመዘኛ እንዴክሶች በአገሪቱ የሚገኙ 11 ክልሎችና የአገር አቀፉን ሪፖርት ጨምሮ የሚሸፍነዉ የዕቃዎችና የአገልግሎቶችን ክምችት በያዙ ሁለት ዋና ክፍሎች የተከፈሉ ናቸው፡፡ እነሱም፡- የምግብና ምግብ ነክ ያልሆኑ መመዘኛ ኢንዴክሶች ሲሆን ምግብ ነክ ያልሆኑ መመዘኛ ኢንዴክስ እንደገና በ10 ንዑስ ክፍሎች ይከፈላል፡፡ እነዚህም መጠጥ፣ ሲጃራና ትምባሆ፣ ልብስና መጫሚያ፣ የቤት ኪራይ፣ የቤት መሥሪያ ዕቃዎች፣ ዉሃና ኢነርጂ፣ የቤት ዕቃዎች፣ የቤት ማስገጫዎች፣ የቤት ቁሳቁስና የቤት ሠራተኛ ደመወዝ፣ ሕክምና፣ መጓጓዣና መገናኛ፣ መዝናኛና ትምህርት፣ የግል ንጽህናና የግል ቋሚ ዕቃዎች እንዲሁም ሌሎች ዕቃዎችና አገልግሎቶች ሲሆኑ የሁሉም ክፍሎች አጠቃላይ ዉጤት የሚሆነዉ ደግሞ የጠቅላላ ዋጋዎች መመዘኛ እንዴክስ ነዉ፡፡

በሁሉም ክልሎች የጠቅላላ ዋጋ መመዘኛ ኢንዴክሶች ስሌት አብዛኛዉን የመቶኛ ወጪ ድርሻ የሚይዘዉ የምግብ መመዘኛ ኢንዴክስ ሲሆን በሁሉም የምግብ ዋጋ መመዘኛ ኢንዴክሶች ዋና ዋና ክፍሎች እህል፣ ጥራጥሬ፣ ዳቦና ሌሎች የተዘጋጁ ምግቦች፣ ሥጋ፣ ወተት፣ ዐይብና ዕንቁላል፣ ዘይትና ቅባቶች፣ አትክልትና ፍራፍሬ፣ ቅመማ ቅመም፣ ድንችና ሌሎች ሥራሥሮች፣ ያልተቆላ ቡናና ሻይ ቅጠል፣ ሌሎች ምግቦች፣ የማስፈጫ አገልግሎትና ከቤት ዉጪ የተወሰዱ ምግቦች ናቸዉ፡፡

ለዋጋ ኢንዴክሶቹ የተመረጡት ዕቃዎችና አገልግሎቶች የዋጋ መረጃ የሚሰበሰበዉ በየዞኑ/ በየልዩ ወረዳ በናሙና በተመረጡ ወካይ ከተሞች ዉስጥ ባሉ የገበያ ቦታዎች ነዉ፡፡ በመሆኑም ከእያንዳንዱ ዞን ሁለት ከተሞች (የገበያ ቦታዎች) የተመረጡ ሲሆን እንደዚሁም በእያንዳንዱ ልዩ ወረዳ አንድ ከተማ (የገበያ ቦታ) በጥናቱ እንዲካተት ተደርጓል፡፡

በእነዚህ ከተሞች ዉስጥ ተመድበዉ ለሚሰሩ መረጃ ሰብሳቢዎች በየበጀት ዓመቱ መጨረሻ በመረጃ አሰባሰብ ዘዴዉ ላይ ስልጠና የሚሰጥ ሲሆን ለአሰባሰቡ የሚረዱ የመስክ መገልገያ መሣሪያዎች (ሚዛን፣ ሜተር ... ወዘተ) ይሰጣቸዋል፡፡ እነዚህ መሣሪያዎችን በመጠቀም በየወሩ የዋጋ መረጃዎችን ከነጋዴዎች ይሰበስባሉ፡፡ አንዳንድ ጊዜም አንድ በላተኛ ወይም ገዢ ከነጋዴ ሲገዛ ቢገኝና ለሥራዉ ተባባሪነቱን ካሳየ መረጃዉ ከርሱም ይሰበሰባል፡፡ የችርቻሮ ዋጋ መረጃ የሚሰበሰበዉ እንደ አዉሮፓዉያን ዘመን አቆጣጠር ወሩ በገባ ከ1ኛዉ ቀን አንስቶ አስከ 15ኛዉ ቀን ነዉ፡፡ የክልል ኢንዴክስን ለማስላት ለኢንዴክስ ለተመረጡት ዕቃዎችና አገልግሎቶች አማካይ የችርቻሮ ዋጋቸዉን የጂኦሜትሪክ ሚን ዘዴ ጥቅም ላይ ዉሎአል፡፡ የኢንዴክስ ሪፖርቱም በየወሩ ለተጠቃሚዎች በዚህ መልክ ይቀርባል፡፡

የአገር አቀፍ የችርቻሮ ዋጋ መመዘኛ ኢንዴክስ የሚሰላዉ እያንዳንዱ ክልል ለአገር አቀፉ የቤተሰብ ወጪ ያለዉን የመቶኛ ድርሻ መሠረት በማድረግ ነዉ፡፡ በመሆኑም ለአገር አቀፉ ኢንዴክስ ስሌት ከ95 በመቶ በላይ አስተዋጽኦ የሚያደርጉ ክልሎች በቅደም ተከተል ኦሮሚያ፣ አማራ፣ የደቡብ ብሔር ብሔረሰቦችና ሕዝቦች፣ አዲስ አባባና ትግራይ ሲሆኑ የተቀሩት ክልሎች በየወሩ ለሚታየዉ አገር አቀፍ የችርቻሮ ዋጋ መመዘኛ ኢንዴክስ ስሌት የሚኖራቸዉ አስተዋጽኦ ከአምስት በመቶ የማይበልጥ ነዉ፡፡

ለችርቻሮ ዋጋ ጥናት በአጠቃላይ 119 የገበያ ቦታዎች የተመረጡ ሲሆን በእያንዳንዱ ክልል የተመረጡ የናሙና ገበያዎች ብዛትና በየኢንደክሶቻቸዉ ማዕቀፍ የተካተቱ ዕቃዎች/አገልግሎቶች ብዛት ከዚህ በታች ቀርቦአል፡፡

ሠንጠረዥ ሀ፡ በጥናቱ የተሸፈኑ ገበያዎችና በኢንዴክስ ማዕቀፍ የተካተቱ ዕቃዎች/ አገልግሎቶች ብዛት በክልል

Table A: Number of Markets Covered and Basket of Commodities by Region

ተራ ቁጥር	ክልል	የገበያ ቦታዎች ብዛት	በኢንዴክስ የተካተቱ ዕቃዎች/ አገልግሎቶች ብዛት		Region
			ታህሳስ 1993=100	ታህሳስ 1999=100	
1	ትግራይ	8	114	143	Tigray
2	አፋር	4	85	153	Afar
3	አማራ	20	118	144	Amhara
4	ኦሮሚያ	24	127	161	Oromia
5	ሶማሌ	6	85	122	Somalie
6	ቤኒሻንጉል ጉምዝ	6	111	142	Benishangul-Gumuz
7	ደ.ብ.ብ.ህ	31	130	152	SNNP
8	ጋምቤላ	3	105	103	Gambela
9	ሐረሪ	2	102	158	Harari
10	አዲስ አበባ ከተማ	12	175	193	**Addis Ababa City Administration**
11	ድሬዳዋ አስተዳደር	3	121	150	**Dire Dawa Administrative**
	ድምር	**119**			**Total**
Sr.No.		**Number of Markets**	**Basket of Commodities**		

ለጠቋሚ አሀዙ ክንዋኔ ዋናዉ ነገር በጠቋሚ አሀዙ ማዕቀፍ ተካትተዉ በዋናነት የሚያገለግሉ ዕቃዎችና አገልግሎቶች የመምረጥ ጉዳይ ነዉ፡፡ ጠቋሚ አሀዞች የሚመሠረቱት በአጠቃላይ በናሙና በሚመረጡ ዕቃዎች ላይ ሲሆን በጠቋሚ አሀዙ ማዕቀፍ ዉስጥ መካተት የሚገባዉ ዕቃ መወሰን ግን ሁሌም ቀላል የሚባል ተግባር አይደለም፡፡ የተለያየ የአመራረጥ ዘዴ መጠቀም ቢቻልም የሚመረጡት ዕቃዎች ለረጅም ጊዜ የሚኖራቸዉ ተፈላጊነት፤በአስተማማኝ ሁኔታ በገበያ ላይ የመገኘታቸዉ ጉዳይ፣ ሌሎችን ዕቃዎች የመወከል ብቃትና ከሌሎች ምርቶች ጋር ያላቸዉ ተወዳዳሪነት መሠረት ያደረገ እንዲሆን ይፈለጋል፡፡ በአጠቃላይ የተመረጡት ዕቃዎች በበቂ መጠን የመገኘታቸው ሁኔታ፣ በየወቅቱ ተወዳዳሪነታቸውና ዕቃዎችና አገልግሎቶች ምድቡን የመወከላቸው ብቃትን ማረጋገጥ ያስፈልጋል፡፡

ታህሳስ 1999 ዓ.ም. መሠረት ያደረገው የሸማቾች ዋጋ መመዘኛ ኢንዴክስ አይነቶችና እያንዳንዱ ዋና ክፍል ያለው የወጪ ድርሻ በገፅ 6 ላይ ይታያል፡፡ ይህ ሠንጠረዥ እንደሚያሳየው የምግብ የመቶኛ የወጪ ድርሻ ታህሳስ 1993 ዓ.ም. ከነበረው 60 በመቶ ወደ 57 በመቶ ቀንሷል፡፡ በአንፃሩ ደግሞ ምግብ ነክ ያልሆነ መመዘኛ ኢንዴክስ ታህሳስ 1993 ዓ.ም. ከነበረው 40 በመቶ የወጪ ድርሻ ወደ 43 በመቶ ከፍ ብሏል፡፡ ባጠቃላይ ሲታይ በሁሉም ክልሎች ኢንዴክስ ላይ የምግብ የወጪ ድርሻ የማይናቅ ቅናሽ ያሳየ ሲሆን ምግብ ነክ ያልሆኑ የወጪ ድርሻ መጠነኛ እድገት አሳይታል፡፡

Introduction

The Consumer Price Index (CPI) measures the average change in the price paid by consumers for a fixed market basket of goods and services. It is usually based on household expenditure weights of the goods and services in the basket and their current market prices. The twelve CPI's (i.e., the CPI's of the 11 Regions and the CPI at Country Level) presented in this report are based on the results of the Household Income, Consumption and Expenditure Survey (HICES) conducted by the Central Statistical Agency in 2004/2005 from which expenditure weights are derived for major household goods and services of that period and adjusted using the December 2006 retail prices of the goods and services as a base period.

The December 2006 based CPI updates the pervious CPI series (i.e. December 2000 based) and the newly selected baskets are more diversified and the weights are more accurate. It also showed various improvements and incorporates non-food index as an independent group. The new series is constructed for country as a whole and Regional States including Dire Dawa and the Addis Ababa City Administration. However, similar indices had been utilized at Addis Ababa Level since 1963 and at Country, Urban and Rural Levels since 1995/96 and in Country and Regional level since 2000.

All the twelve general indices are divided into two major groups that is food and non-food index. The non-food index has ten major groups each, namely: Beverages; Cigarettes and Tobacco; Clothing and Footwear; House Rent, Construction Materials, Water, and Fuel and Power; Furniture, Furnishing, Household Equipment and Operation; Medical Care and Health; Transport and Communication; Recreation, Entertainment and Education; Personal Care and Effects; and Miscellaneous Goods and Services. On the other hand, the Food Index has 13 sub-groups. These are: Cereals; Pulses; Bread and Other Prepared Food; Meat; Milk, Cheese and Eggs; Vegetables and

Fruits; Oil and Fats Spices; Potatoes, Other Tubers and Stems; Coffee Beans (whole) and Tea Leaves; Other Food Items; Milling Charges; and Food taken Away from Home. Furthermore, the new CPI based on December 2006 includes more detailed #Housing, Construction materials, Water and Fuel and Power; components.

For the construction of the current consumer price indices, up to date data on retail prices are collected in the purposely selected sample market places located in representative urban centers in each zone/special weredas of the country. Hence, a total of 119 market places were selected for the retail price survey. In each market place an enumerator is assigned to undertaking the data collection activities. The price data is collected from the 1st day though 15th days of European Calendar month under consideration. To calculate the monthly regional consumer price indices, geometric means of prices of the specific regions are used. The distribution of the market place of each region and items included in the basket of commodities are given on Table A on page 2.

An important factor in constructing a Consumer Price Index is to select the representative basket of goods and services. Including all consumption items into the market basket of goods and services is both cumbersome and unnecessarily costly in term of data collection and processing. Furthermore, it doesn't make sense to include an insignificant weight into an index basket which could not move the price relative up or downwards compared to the general market trend. As a result, basket of goods and services included in the regional baskets are determined by expenditure cut-off point. The total numbers of items included in the regional basket in the December 2006 based indices are given in Table A on page 2.

Country level CPI aggregates the regional group indices and the contributions of the five relatively big regions in terms of the magnitude of the expenditure account for more than 95 percent. These regions are Oromiya, Amhara, SNNP, Addis Ababa and Tigray. On the other hand, the contributions of the remaining regions to the

Country Level Consumer Price Index is about five percent.

According to the weights for food and non-food groups in Table B below, the December 2006 based CPI is about 57 percent of household expenditure spent on the food component, which declined by 3 percentage points as compared to the December 2000 based CPI. On the other hand, the expenditure on non-food components increased from 40 percent to 43 percent. This indicates that the economic situation in the country is going in the right direction as postulated by economic theory. Similarly, in this period larger regions resulted in a substantial decrease in the average weights for food. despite the increased food taken out of home. It was offset mainly by an increase in housing, construction materials, water and fuel and power, furnishing and transport and communication.

Table B: Major groups in the 2000 and 2006 based CPI and their weights at Country Level

No.	Major Group	Weights	
		2000 based CPI	2006 based CPI
1	Food	0.6008	0.5701
2	Non-Food	0.3992	0.4299
3	Beverages	0.0201	0.0202
4	Cigarettes and Tobacco	0.0051	0.0048
5	Clothing and Footwear	0.0926	0.0832
6	House Rent, Construction Materials, Water and Fuel and Power	0.1544	0.2056
7	Furniture, Furnishing, Household Equipment and Operation	0.0494	0.0375
8	Medical Care and Health	0.0120	0.0111
9	Transport and Communication	0.0199	0.0249
10	Recreation, Entertainment and Education	0.0101	0.0109
11	Personal Care and Effects	0.0092	0.0083
12	Miscellaneous Goods	0.0264	0.0234
	Total	**1.000**	**1.000**

የዘንድሮውና የአምናው ተመሳሳይ ወሮች የችርቻሮ ዋጋ መመዘኛ ጠቋሚ አሀዝ ንፅፅር በአገር አቀፍ ደረጃ

Comparison of CPI Movements, Current vs Last year's Similar Months at Country Level

ከሠንጠርዥ 1(ሀ) መረዳት እንደሚቻለው የየ□ተት ወር 2005 ዓ.ም የአገር አቀፍ ጠቅላላ የችርቻሮ ዋጋ ኢንዴክስ ከየ□ተት ወር 2004 ዓ.ም ጠቅላላ ኢንዴክስ ጋር ሲነፃፀር በ10.3 ከመቶ ጭማሪ አሳይቶአል:: ለዚህ ጭማሪ ምክንያት የሆኑት ምግብ 7.9 ከመቶ፣ መጠጥ በ12.3 ከመቶ፣ ሲጋራና ትምባሆ 1.7 ከመቶ፣ ልብስና መጫሚያ በ20.9 ከመቶ፣ የቤት ኪራይ፣ የቤት መሥሪያ ዕቃዎች፣ ዉሃና ኢነርጂ በ11.7 ከመቶ፣ የቤት ዕቃዎች፣ ቤት ማስገጫዎች፣ የቤት ቁሳቁስና የቤት ሠራተኛ ደመወዝ በ17.0 ከመቶ፣ ህክምና 9.3 ከመቶ፣ ትራንስፖርትና መገናኛ በ2.4 ከመቶ፣ መዝናኛና ትምህርት በ9.2 ከመቶ፣ የግል ንጽህናና የግል ቋሚ ዕቃዎች በ10.7 ከመቶ እና ሌሎች ዕቃዎች በ18.8 ከመቶ በየኢንዴክሶቻቸው ላይ ጭማሪ በማሳየታቸው ነው::

The February 2013 Country Level Consumer Price Index has increased by 10.3 percent as compared to February 2012 (Table 1(a)). This increase in the General Consumer Price Index is attributed to the rise observed in the indices of Food 7.9 percent, Beverages by 12.3 percent, Cigarettes and Tobacco 1.7 percent, Clothing and Footwear by 20.9 percent, House Rent, Construction Materials, Water and Fuel and Power by 11.7 percent, Furniture, Furnishings, Household Equipment and Operation by 17.0 percent, Medical Care and Health by 9.3 percent, Transport and Communication by 2.4 percent, Recreation, Entertainment and Education by 9.2 percent, Personal Care Effects by 10.7 percent and Miscellaneous Goods by 18.8 percent .

ሠንጠረዥ 1(ለ) እንደሚያሳየው ካለፈው ዓመት ተመሳሳይ ወር ጋር ሲነፃር አብዛኛዎቹ የምግብ ክፍሎች ጭማሪ አሳይተዋል:: በተለይም እህል በ15.0 ከመቶ፣ በዳቦና ሌሎች የተዘጋጁ ምግቦች በ6.1 ከመቶ፣ ሥጋ በ34.1 ከመቶ፣ ወተት፣ አይብና ዕንቁላል በ15.8 ከመቶ፣ ዘይትና ቅባቶች በ2.5 ከመቶ፣ ድንችና ሌሎች ስራ ስሮች በ29.6 ከመቶ፣ ሌሎች ምግቦች በ16.9 ከመቶ፣ የማስፈጫ አገልግሎት በ11.8 ከመቶ እና ከቤት ውጭ የተወሰዱ ምግቦች በ20.5 ከመቶ ዕድገት በየኢንዴክሶቻቸው ላይ አሳይተዋል:: በሌላ በኩል ጥራጥሬ በ6.9 ከመቶ፣ አትክልትና ፍራፍሬ በ11.1 ከመቶ፣ ቅመማ ቅመም በ26.4 ከመቶ እና ያልተቆላ ቡናና ሻይ ቅጠል በ14.9 ከመቶ በኢንዴክሲቻቸው ላይ ቅናሽ አሳይተዋል::

Most of the components of Food index showed increase as compared to similar month last year (Table 1(b)). Especially, Cereals (15.0 percent), Bread and Other Prepared Food (6.1 percent), Meat (34.1 percent), Milk, Cheese and Eggs (15.8 percent), oils Fats by (2.5 percent), Potatoes, Other Tubers and Stems (29.6 percent), Other Food Items (16.9 percent), Milling Charge by (11.8 percent) and Food Taken Away from Home (20.5 percent). On the other hand, declines were observed in the indices of Pulses (6.9 percent), Vegetables and fruits by (11.1 percent), Spices by (26.4 percent) and Coffee and Tea Leaves (14.9 percent),

የዘንድሮውና የአምናው ተመሳሳይ ወሮች
የችርቻሮ ዋጋ መመዘኛ ጠቋሚ አህዝ ንፅፅር በአገር አቀፍና በክልሎች ደረጃ
Comparison of CPI Movements, Current vs Last year at Country and Regional Levels

ከሠንጠረዥ 2(ሀ) መረዳት እንደሚቻለው የየካቲት ወር 2005 ዓ.ም የአገር አቀፍ ጠቅላላ የችርቻሮ ዋጋ መመዘኛ ኢንደክስ ከየካቲት ወር 2004 ዓ.ም ጠቅላላ ኢንደክስ ጋር ሲነፃፀር በ10.3 ከመቶ ጭማሪ አሳይቶአል፡፡ ለዚህ ጭማሪ አስተዋጽኦ ያደረጉት አዲስ አበባ 12.3 ከመቶ፣ አፋር 9.4 ከመቶ፣ አማራ 9.2 ከመቶ፣ ቤኔሻንጉል ጉሙዝ በ10.8 ከመቶ፣ ድሬዳዋ 12.2 ከመቶ፣ ጋምቤላ 2.4 ከመቶ፣ ሐረሪ 18.1 ከመቶ፣ ኦሮሚያ 10.4 ከመቶ፣ ደቡብ ብሄሮች ብሄረሰቦችና ሕዝቦች 7.7 ከመቶ፣ ሶማሌ 7.0 ከመቶ እና ትግራይ 15.2 ከመቶ በኢንዴክሶቻቸው ላይ ጭማሪ በማሳየታቸው ነው፡፡

Table 2(a) also displays that the February 2013 Country level General Consumer Price Index has increased by 10.3 percent as compared to February 2012. This increase was attributed to the rise in the indices of its constituent regions; namely: Addis Ababa 12.3 percent, Afar 9.4 percent, Amhara 9.2 percent, Benishangul Gumuz 10.8 percent, Dire Dawa 12.2 percent, Gambella 2.4 percent, Harari 18.1 percent, Oromia 10.4 percent, SNNP by 12.8 percent, Somali 7.7 percent and Tigray 15.2 percent

ሠንጠረዥ 2(ለ) እንደሚያሳየው ለምግብ እንዴክስ በ7.9 ከመቶ መጨመር ምክንያት የሆኑት አዲስ አበባ በ12.0 ከመቶ፣ አፋር በ8.7 ከመቶ፣ አማራ በ8.5 ከመቶ፣ ቤኔሻንጉል ጉሙዝ በ6.9 ከመቶ፣ በድሬዳዋ በ12.5 ከመቶ፣ ሐረሪ በ22.8 ከመቶ፣ ኦሮሚያ 7.8 ከመቶ፣ ደቡብ ብሄሮች፤ብሄረሰቦችና ሕዝቦች በ4.1 ከመቶ፣ ሶማሌ 3.2 ከመቶና ትግራይ በ11.3 ከመቶ በምግብ ኢንዴክሶቻቸው ላይ ጭማሪ አሳይተዋል፡፡ በሌላ በኩል ጋምቤላ በ3.2 ከመቶ ቅናሽ አሳይቶአል፡፡

Table 2(b) reveals the rise in the food index by 7.9 percent is due to the rise in the indices of the regions namely: Addis Ababa 12.0 percent, Afar 8.7 percent, Amhara 8.5 percent, Benishangul Gumuz 6.9 percent, Dire Dawa 12.5 percent, Harari 22.8 percent, Oromia 7.8 percent, SNNP 4.1 percent, Somali 3.2 percent and Tigray 11.3 percent. On the other Hand, Gambella Food Index has declined by 3.2 percent.

General CPI for Country Level and Major Regions

የሸማቾች ዋጋ ኢንዴክስ ለአገር አቀፍና ለዋና ዋና ክልሎች

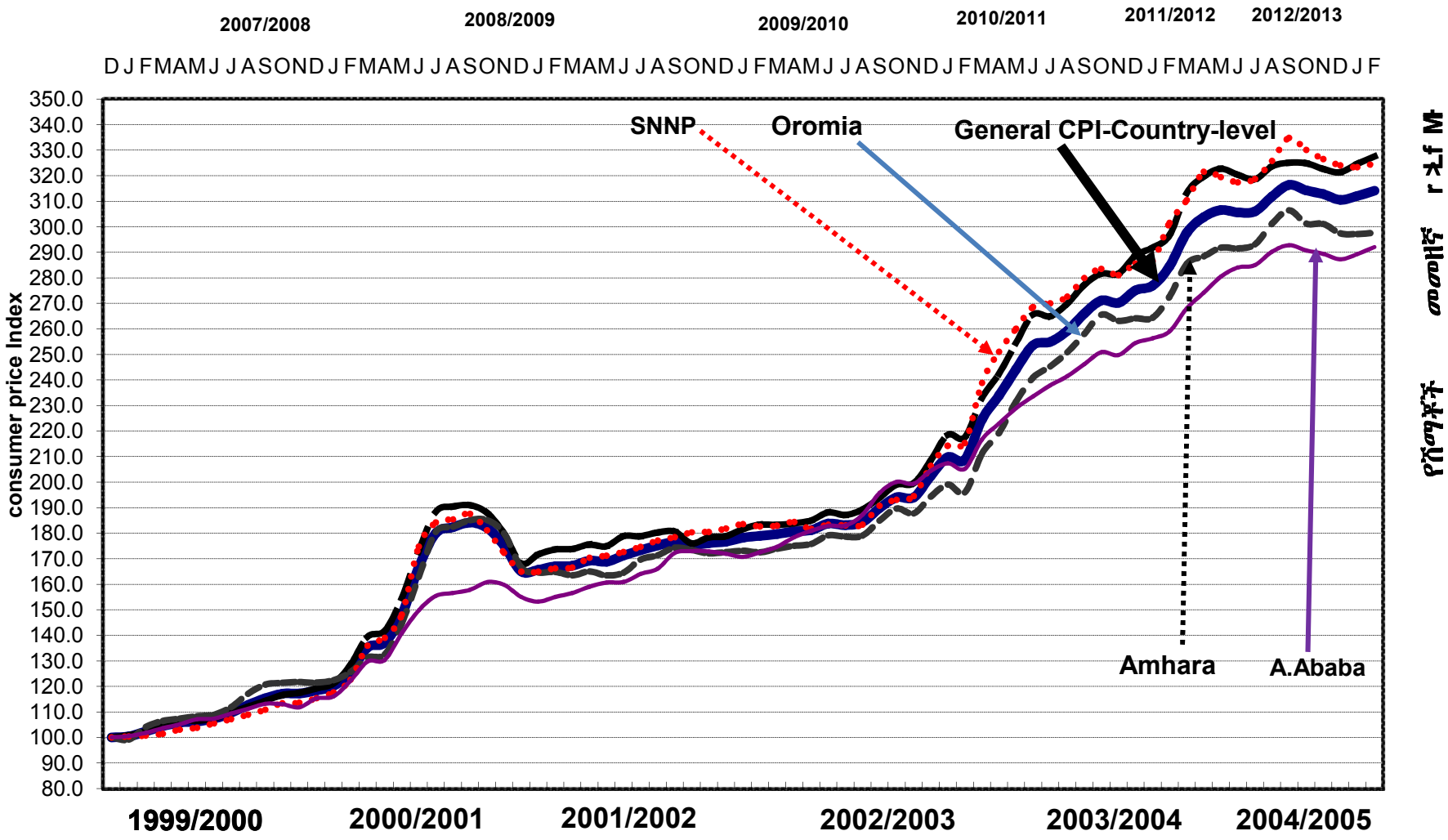

General consumer price index of selected Regions

	Month	ALL COUNTRY	Oromia	Amhara	SNNP	A.A.	Food	Non-Food
2006	D	100.0	100.0	100.0	100.0	100.0	100.0	
2007	J	100.4	100.8	99.1	100.4	100.5	100.9	
	F	102.3	102.3	104.1	100.7	101.8	101.5	
	M	104.3	104.7	106.5	101.5	103.6	102.9	
	A	105.8	106.7	107.3	103.1	105.1	103.3	
	M	106.3	106.5	108.3	103.8	107.1	104.1	
	J	107.4	107.5	108.9	105.5	107.3	104.5	
	J	109.6	109.7	111.8	107.2	109.3	105.1	
	A	112.7	112.1	117.1	108.9	111.2	105.6	
	S	115.3	114.3	120.7	110.9	113.2	106.5	
	O	117.1	116.6	121.4	113.4	113.0	107.5	
	N	117.2	117.4	121.7	113.6	111.8	108.5	
	D	118.4	119.2	121.4	115.3	115.3	108.8	
2008	J	120.2	121.2	122.4	117.6	116.0	109.9	
	F	125.7	128.4	125.6	122.6	122.2	114.9	
	M	135.2	139.4	131.2	135.9	129.7	119.6	
	A	137.1	141.8	132.5	139.0	130.3	120.3	
	M	147.8	154.6	144.7	148.1	140.8	123.3	
	J	166.7	173.1	162.8	174.7	149.8	128.7	
	J	179.9	188.3	180.5	184.1	155.4	131.2	
	A	182.3	190.4	182.5	185.4	156.6	134.2	
	S	184.1	190.9	185.1	187.5	157.8	135.6	
	O	182.0	187.9	185.1	181.1	160.8	139.2	
	N	175.1	179.8	179.9	172.3	159.7	139.1	
	D	165.0	168.2	166.5	164.9	155.0	139.2	
2009	J	165.6	171.7	164.6	164.9	153.2	139.6	
	F	167.0	173.6	164.8	166.2	155.0	141.8	
	M	167.2	173.8	163.5	166.5	156.6	142.5	
	A	169.2	175.5	165.0	170.3	159.0	144.6	
	M	168.8	174.9	163.4	171.1	160.6	146.4	
	J	171.2	178.8	164.5	172.6	160.9	148.0	
	J	173.3	178.8	169.6	174.6	164.0	151.5	
	A	175.1	180.3	171.3	177.1	166.1	154.7	
	S	176.6	180.6	174.3	178.4	172.2	158.1	
	O	175.3	176.0	173.4	180.3	172.9	159.9	
	N	176.1	178.3	172.1	180.5	172.8	163.1	
	D	176.7	178.8	172.6	181.8	171.9	165.0	
2010	J	178.2	181.6	173.1	183.5	170.7	167.9	
	F	178.9	183.3	172.5	182.6	172.5	169.8	
	M	179.6	183.2	173.9	182.9	174.7	171.7	
	A	180.7	183.8	175.0	184.3	178.4	173.3	
	M	181.2	185.0	175.8	181.6	180.9	175.3	
	J	183.7	188.1	179.1	183.3	182.9	177.3	
	J	183.1	187.1	178.6	183.0	183.0	178.3	
	A	184.3	189.3	179.0	183.3	187.2	178.9	

	S	189.8	193.9	184.9	190.7	195.8	185.5
	O	194.0	199.0	189.6	193.1	200.1	189.8
	N	194.0	199.6	187.7	194.5	199.4	190.6
	D	202.4	208.5	194.3	206.4	204.4	202.7
2011	J	209.7	218.5	199.0	214.2	207.3	207.8
	F	208.7	217.5	195.9	215.3	205.2	207.9
	M	224.5	232.9	211.2	238.8	216.7	213.3
	A	233.9	242.4	219.3	251.0	222.9	217.7
	M	244.1	254.5	231.5	260.0	228.9	221.3
	J	253.6	265.6	240.9	268.5	233.6	226.7
	J	254.9	264.9	245.3	270.0	237.9	227.7
	A	259.2	269.8	250.8	272.6	241.4	228.3
	S	266.0	277.2	258.0	279.9	246.1	
	O	271.1	281.6	265.5	283.5	250.9	
	N	270.2	281.6	263.1	281.0	249.7	
	D	275.1	288.7	264.1	285.6	254.4	
2012	J	276.9	291.8	264.3	286.5	256.3	
	F	284.5	296.7	272.6	301.5	259.0	
	M	297.6	313.2	285.4	310.4	268.0	
	A	303.7	319.6	288.4	321.5	274.1	
	M	306.5	322.7	291.8	319.4	280.4	
	J	305.6	320.3	291.5	317.4	284.0	
	J	306.0	318.6	293.1	318.7	284.9	
	A	311.8	323.6	301.2	325.8	290.2	
	S	316.3	325.0	306.4	334.8	292.7	
	O	314.2	324.8	301.2	330.1	290.7	
	N	312.7	322.6	301.1	326.5	289.4	
	D	310.5	321.3	297.4	324.0	287.2	
	J	312.0	324.6	297.1	323.3	289.3	
	F	314.1	327.5	297.6	324.7	292.0	

	Month	ALL COUNTRY	Oromia	Amhara	SNNP	A.A.	Non-Food
2006	D	100.0	100.0	100.0	100.0	100.0	100.0
2007	J	100.0	100.6	97.9	100.2	100.5	100.9
	F	102.9	102.4	106.2	99.4	102.4	101.5
	M	105.4	105.4	108.5	100.0	107.9	102.9
	A	107.7	108.3	110.2	102.2	110.2	103.3
	M	107.9	107.5	111.6	102.7	113.2	104.1
	J	109.5	109.2	112.7	105.0	111.9	104.5
	J	113.0	112.4	116.1	108.3	116.3	105.1
	A	118.1	116.4	124.8	110.1	120.9	105.6
	S	121.9	119.2	130.1	112.8	126.0	106.5
	O	124.4	122.9	132.3	114.6	124.6	107.5
	N	123.8	123.1	131.4	114.2	118.1	108.5
	D	125.7	125.9	130.8	117.0	123.2	108.8
	J	127.9	128.3	132.2	119.9	124.3	109.9
	F	133.9	136.2	134.9	125.8	131.1	114.9
	M	146.9	151.5	142.5	142.8	142.6	119.6
	A	149.8	154.4	145.0	148.0	143.2	120.3
	M	166.3	173.3	164.3	160.5	165.2	123.3
	J	195.3	201.0	190.4	199.4	183.9	128.7
	J	216.6	223.8	216.5	214.7	195.2	131.2
	A	218.5	224.8	218.0	214.0	197.5	134.2
	S	220.6	226.0	221.4	215.4	198.8	135.6
	O	214.3	217.9	220.9	201.6	196.8	139.2
	N	202.2	204.1	212.2	186.0	194.8	139.1
	D	184.3	183.9	190.7	173.5	184.8	139.2
	J	185.3	188.9	187.8	173.1	181.9	139.6
	F	186.1	190.0	185.9	174.9	183.4	141.8
	M	185.9	189.3	184.0	175.4	186.0	142.5
	A	187.8	191.1	184.5	180.2	189.4	144.6
	M	185.6	189.4	180.8	180.2	191.0	146.4
	J	188.6	194.5	181.9	182.1	189.3	148.0
	J	189.8	192.7	187.4	182.6	191.8	151.5
	A	190.4	192.2	189.5	184.5	193.5	154.7
	S	190.5	192.4	189.5	181.4	203.2	158.1
	O	186.9	184.1	187.4	182.8	201.7	159.9
	N	185.9	185.0	184.2	180.9	198.2	163.1
	D	185.5	184.4	183.1	182.2	196.8	165.0
2010	J	186.0	186.3	182.4	183.5	191.1	167.9
	F	185.7	187.1	180.9	181.2	194.3	169.8

	M	185.6	186.6	182.5	177.9	197.8	171.7
	A	186.2	186.4	183.7	179.2	201.2	173.3
	M	185.7	186.9	184.1	174.0	203.2	175.3
	J	188.6	189.4	188.9	174.8	209.5	177.3
	J	186.8	187.1	187.2	173.9	207.3	178.3
	A	188.4	190.2	186.7	174.4	215.5	178.9
	S	193.2	195.0	190.3	180.9	226.6	185.5
	O	197.1	200.8	193.8	182.3	226.9	189.8
	N	196.7	200.8	192.1	184.2	219.9	190.6
	D	202.1	206.7	193.7	197.4	220.5	202.7
2011	J	211.3	219.9	199.1	205.2	221.6	207.8
	F	209.4	218.4	194.1	206.8	213.9	207.9
	M	233.0	240.1	215.1	246.7	233.2	213.3
	A	246.2	252.6	228.3	262.6	239.4	217.7
	M	261.3	270.9	245.9	273.6	251.2	221.3
	J	274.0	285.5	257.4	283.2	257.2	226.7
	J	275.4	282.9	262.8	286.4	264.1	227.7
	A	282.5	290.9	271.2	290.2	271.4	228.3
	S	292.3	300.6	281.0	301.1	278.6	231.2
	O	298.9	306.0	291.8	304.5	287.3	234.2
	N	295.6	303.9	287.4	297.5	279.3	236.9
	D	296.4	306.6	283.8	298.6	282.1	246.8
2012	J	298.7	311.2	282.9	298.6	287.1	247.9
	F	308.7	316.8	294.1	318.7	289.7	252.5
	M	328.4	341.0	311.4	332.1	308.5	256.7
	A	336.4	348.4	313.5	349.2	317.8	260.5
	M	338.0	348.5	319.8	343.7	332.8	264.8
	J	332.9	340.3	319.1	340.2	329.9	269.4
	J	332.3	338.0	323.7	334.4	330.8	271.1
	A	340.5	345.6	331.2	344.7	341.6	273.6
	S	343.7	342.7	338.6	355.1	342.2	279.9
	O	338.5	340.9	329.7	344.9	337.5	281.9
	N	335.2	337.2	328.3	337.5	332.9	282.9
	D	331.3	334.7	321.7	331.9	328.6	283.1
	J	332.4	338.8	320.2	331.1	328.4	284.9
	F	333.1	341.6	319.1	331.7	324.5	288.8

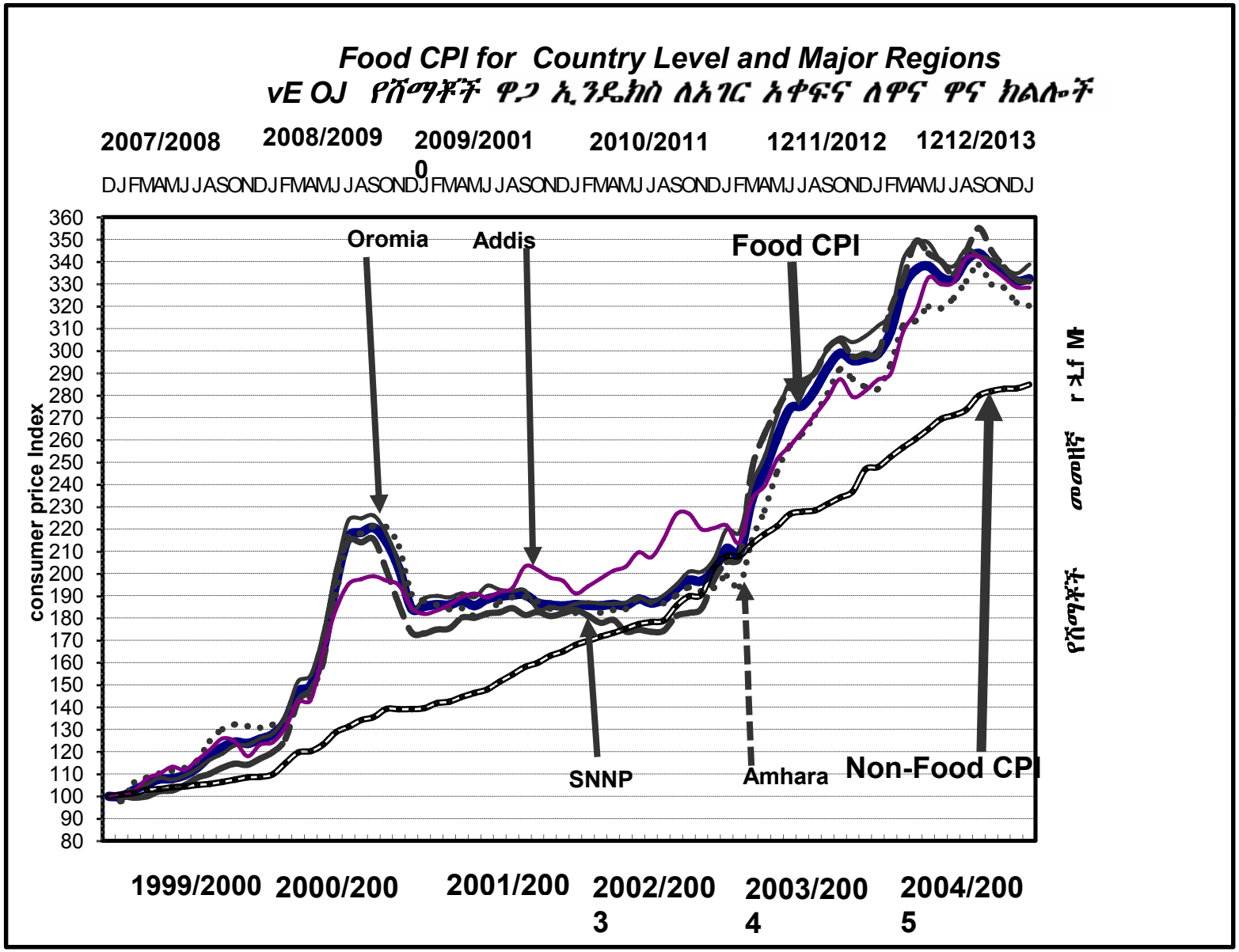
Food CPI for Country Level and Major Regions
vE OJ የሸማቾች ዋጋ ኢንዴክስ ለአገር አቀፍና ለዋና ዋና ክልሎች
2007/2008
2008/2009
2009/2001 0
2010/2011
1211/2012
1212/2013
D J F M A M J J A S O N D J F M A M J J A S O N D J F M A M J J A S O N D J F M A M J J A S O N D J F M A M J J A S O N D J F M A M J J A S O N D J
consumer price Index
360
350
340
330
320
310
300
290
280
270
260
250
240
230
220
210
200
190
180
170
160
150
140
130
120
110
100
90
80
Oromia
Addis
Food CPI
SNNP
Amhara
Non-Food CPI
1999/2000
2000/200
2001/200
2002/200 3
2003/200 4
2004/200 5

Addis Ababa Consumer price index of selected Items

	Month	General	Food	Clothing	House Rent…
	J	100.3	100.5	102.3	98.4
	F	99.3	99.2	100.4	97.4
	M	99.8	99.5	100.5	98.7
	A	98.5	98.7	99.7	95.4
	M	97.9	96.8	100.4	95.3
	J	97.3	95.3	98.1	97.2
	J	96.4	94.1	101.4	96.8
	A	96.5	95.1	98.6	96.3
	S	95.9	93.1	103.5	96.5
	O	95.3	93.2	98.9	94.5
	N	96.7	93.7	100.3	98.7
	D	96.2	93.5	99.9	95.5
	J	96.1	92.8	99.2	97.0
	F	96.1	92.2	102.8	97.4
	M	95.3	91.7	101.7	95.2
	A	94.6	88.6	101.9	98.9
	M	94.1	89.2	100.5	96.5
	J	95.3	90.9	101.6	97.3
	J	97.0	94.5	99.0	99.4
	A	97.0	95.3	99.9	97.3
	S	98.4	97.6	101.0	99.2
	O	99.2	98.3	103.5	99.8
	N	98.3	98.0	102.0	99.3
	D	98.9	97.9	100.4	102.2
2003	J	100.3	101.5	99.8	101.2
	F	101.1	102.8	102.1	100.1
	M	100.9	103.7	98.9	99.5
	A	103.1	107.5	97.4	100.5
	M	103.3	108.0	96.9	100.8
	J	104.4	109.8	97.6	102.8
	J	106.0	112.1	98.3	105.2
	A	105.2	111.1	95.4	103.2
	S	106.0	113.2	100.1	102.8
	O	107.1	112.9	95.3	109.7
	N	104.8	110.4	97.5	106.3
	D	104.1	106.2	97.7	107.6
2004	J	103.6	104.6	96.5	108.7
	F	104.6	105.3	97.4	110.0
	M	104.7	108.0	93.5	106.3
	A	107.1	110.6	98.6	109.5
	M	107.2	111.1	95.2	110.2
	J	109.1	114.0	98.8	109.9
	J	110.7	114.1	94.9	116.9
	A	110.1	114.8	92.2	111.8
	S	113.3	118.3	94.0	116.8
	O	113.3	116.7	94.6	117.6
	N	113.2	116.5	93.7	118.6
	D	112.8	113.5	95.9	120.4
2005	J	113.4	113.9	96.4	122.7
	F	112.4	113.2	95.1	119.4

	M	**113.7**	**114.7**	**98.5**	**120.6**
	A	**115.0**	**117.9**	**97.2**	**121.1**
	M	**115.4**	**118.6**	**96.3**	**121.6**
	J	**117.6**	**122.6**	**98.7**	**123.2**
	J	**118.6**	**124.3**	**99.3**	**121.5**
	A	**119.8**	**126.3**	**96.8**	**124.4**
	S	**120.6**	**127.3**	**98.7**	**126.8**
	O	**120.7**	**128.5**	**98.0**	**123.5**
	N	**120.0**	**127.2**	**95.4**	**124.8**
	D	**120.5**	**127.8**	**99.7**	**124.0**
2006	**J**	**120.8**	**128.3**	**100.2**	**124.1**
	F	**123.7**	**132.2**	**105.1**	**127.2**
	M	**124.4**	**134.0**	**104.0**	**127.6**
	A	**124.5**	**135.3**	**102.7**	**125.2**
	M	**128.2**	**138.8**	**103.2**	**128.5**
	J	**133.0**	**145.6**	**104.9**	**135.6**
	A	**137.3**	**150.7**	**107.6**	**140.9**
	S	**142.6**	**155.1**	**112.4**	**147.7**
	O	**144.5**	**159.2**	**110.9**	**147.0**
	N	**144.7**	**159.4**	**109.5**	**146.8**

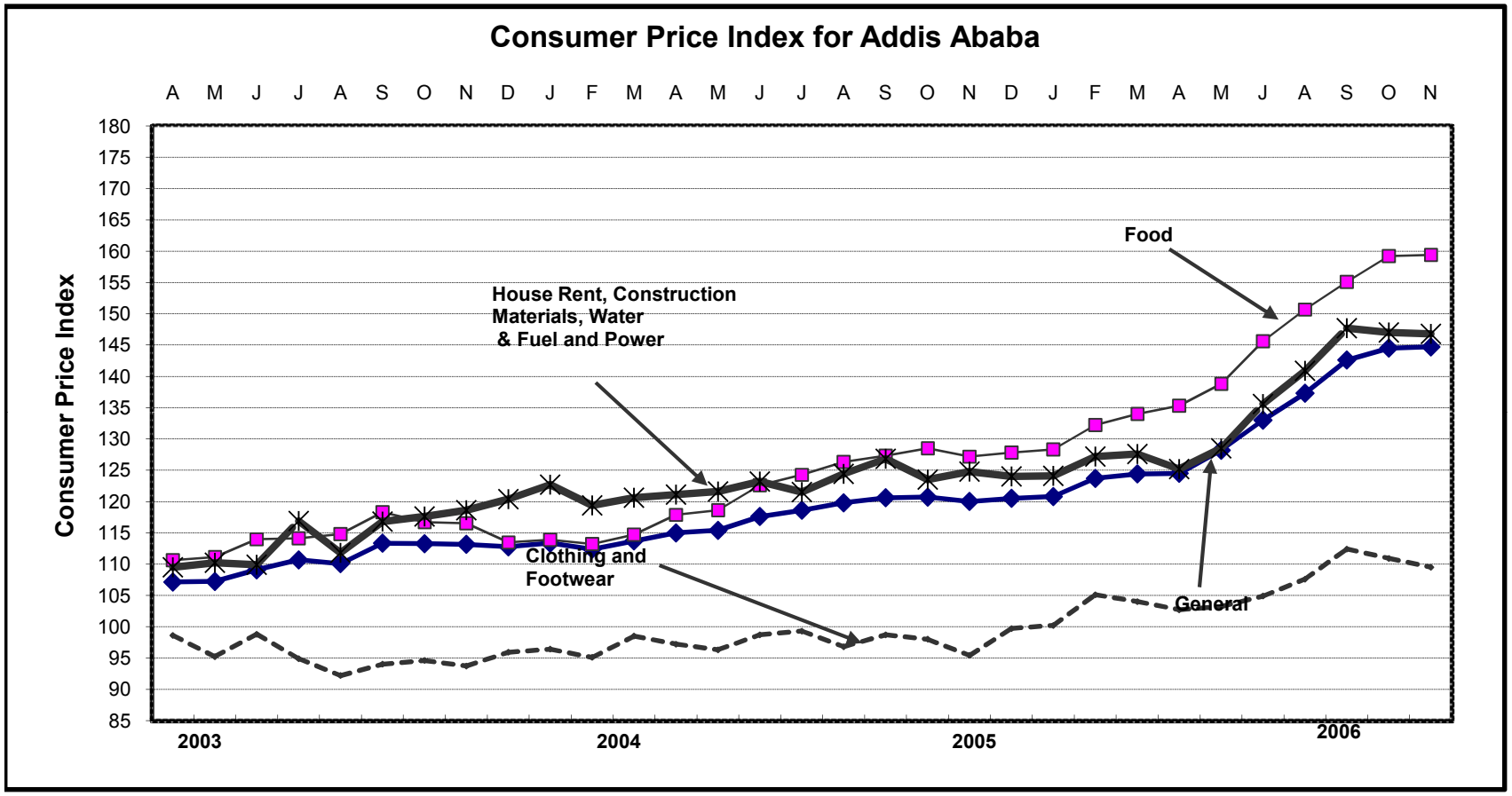
Consumer Price Index for Addis Ababa
A M J J A S O N D J F M A M J J A S O N D J F M A M J A S O N
180
175
170
165
160
155
150
145
140
135
130
125
120
115
110
105
100
95
90
85
Consumer Price Index
Food
House Rent, Construction
Materials, Water
& Fuel and Power
Clothing and
Footwear
General
2003
2004
2005
2006

Z.work	230		
	250		
	370		
	485		
	370		
	710		
Efoyta	285		
	380		
Merkato	1200		
	600		
Saris	700		
	420		
	800		
Kera	185		
	180		
	231.2		
	370		
Gerji	200	Akaki	
	200		
	800		
	450		
Shola	475		House rent not collected for June 09
	385		Benishangul
	425		Gambella
	240		Harari
	285		Somali
	580		
Kotebe	800		
	550		
	250		
	700		
Addisu geb	50		
	200		
	320		
	310		
	150		
Ferensay	400		
	150		
	500		
Asko	200		
	700		
	250		
	400		
	400		
	412.2		

General consumer price index of selected Regions

	Month	ALL COUNTRY	Food	Non-Food
2006	D	100.0	100.0	100.0
2007	J	100.4	100.0	100.9
	F	102.3	102.9	101.5
	M	104.3	105.4	102.9
	A	105.8	107.7	103.3
	M	106.3	107.9	104.1
	J	107.4	109.5	104.5
	J	109.6	113.0	105.1
	A	112.7	118.1	105.6
	S	115.3	121.9	106.5
	O	117.1	124.4	107.5
	N	117.2	123.8	108.5
	D	118.4	125.7	108.8
2008	J	120.2	127.9	109.9
	F	125.7	133.9	114.9
	M	135.2	146.9	119.6
	A	137.1	149.8	120.3
	M	147.8	166.3	123.3
	J	166.7	195.3	128.7
	J	179.9	216.6	131.2
	A	182.3	218.5	134.2
	S	184.1	220.6	135.6
	O	182.0	214.3	139.2
	N	175.1	202.2	139.1
	D	165.0	184.3	139.2
2009	J	165.6	185.3	139.6
	F	167.0	186.1	141.8
	M	167.2	185.9	142.5
	A	169.2	187.8	144.6
	M	168.8	185.6	146.4
	J	171.2	188.6	148.0
	J	173.3	189.8	151.5
	A	175.1	190.4	154.7
	S	176.6	190.5	158.1
	O	175.3	186.9	159.9
	N	176.1	185.9	163.1
	D	176.7	185.5	165.0
2010	J	178.2	186.0	167.9
	F	178.9	185.7	169.8
	M	179.6	185.6	171.7
	A	180.7	186.2	173.3
	M	181.2	185.7	175.3
	J	183.7	188.6	177.3

J	**183.1**	**186.8**	178.3
A	**184.3**	**188.4**	178.9
S	**189.8**	**193.2**	185.5
O	**194.0**	**197.1**	189.8
N	**194.0**	**196.7**	190.4
D	**202.8**	**202.7**	203.0

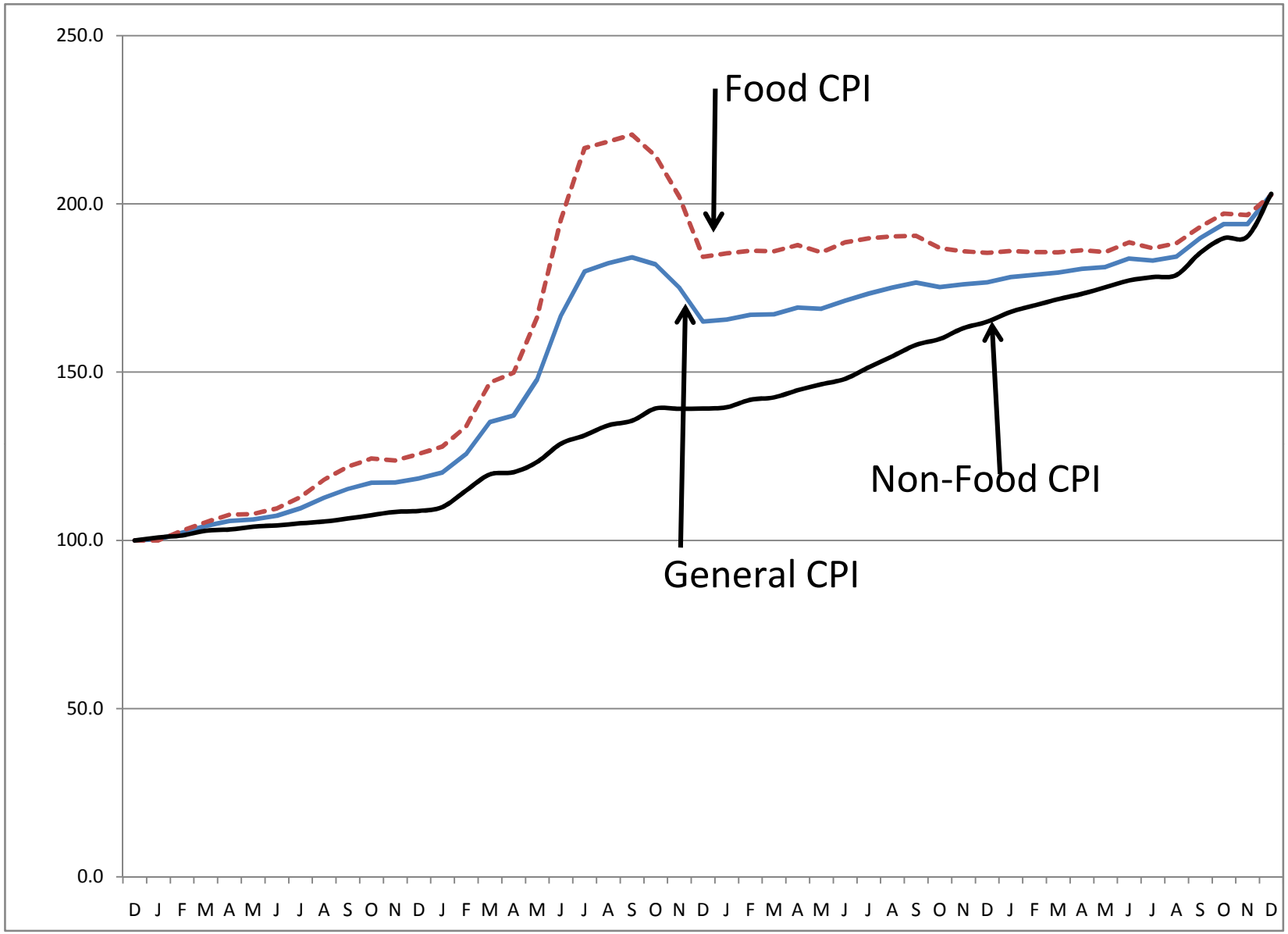
250.0
200.0
150.0
100.0
50.0
0.0
Food CPI
Non-Food CPI
General CPI
D J F M A M J J A S O N D J F M A M J J A S O N D J F M A M J J A S O N D J F M A M J J A S O N D

	A	B	C	D	E	F	G	H	I	J	K	L	M
1		National Weights											
2–6		Beverages	Cigarettes and Tobacco	Clothing and Footwear	House Rent, Construction Materials, Water, and Fuel and Power	Furniture, Furnishings, Household Equipment and Operation	Medical Care and Health	Transport and Communication	Recreation, Entertainment and Education	Personal Care and Effects	Miscellaneous Goods	NF Total	
7		0.020	0.005	0.083	0.206	0.037	0.011	0.025	0.011	0.008	0.023	**0.430**	
8													
9	General Index Calculation:	0.020	0.005	0.083	0.206	0.037	0.011	0.025	0.011	0.008	0.023		
10		Weight Matrix -Dec 2006=100											
11		**Tigray**	**Afar**	**Amahara**	**Oromiya**	**Somale**	**Benishangul-Gumuz**	**S.N.N.P.R.G**	**Harari**	**Addis Ababa**	**Dire Dawa**	**Gambela**	**Country**
12	**Groups**	Sum	Sum	Sum	Sum	Sum	Sum	Sum	Sum	Sum	Sum		
13	**Cereals**	**0.0724**	**0.0026**	**0.2824**	**0.4488**	**0.0087**	**0.0137**	**0.1404**	**0.0022**	**0.0222**	**0.0030**	**0.0037**	**0.2254**
14	**Pulse**	**0.0726**	**0.0027**	**0.2833**	**0.4503**	**0.0088**	**0.0138**	**0.1408**	**0.0022**	**0.0223**	**0.0030**	**0.0004**	**0.0431**
15	**pasta, bread**	**0.0727**	**0.0027**	**0.2834**	**0.4503**	**0.0088**	**0.0138**	**0.1408**	**0.0022**	**0.0223**	**0.0030**	**0.0002**	**0.0187**
16	**meat**	**0.0726**	**0.0027**	**0.2831**	**0.4499**	**0.0087**	**0.0137**	**0.1407**	**0.0022**	**0.0223**	**0.0030**	**0.0012**	**0.0282**
17	**Milk, Cheese and Egg**	**0.0195**	**0.0194**	**0.0677**	**0.6222**	**0.0414**	**0.0081**	**0.1912**	**0.0047**	**0.0191**	**0.0050**	**0.0016**	**0.0196**
18	**Oils and Fats**	**0.0684**	**0.0057**	**0.1833**	**0.4515**	**0.0142**	**0.0153**	**0.1502**	**0.0053**	**0.0964**	**0.0074**	**0.0023**	**0.0239**
19	**veg & fruit**	**0.0596**	**0.0028**	**0.1306**	**0.4393**	**0.0074**	**0.0161**	**0.2742**	**0.0039**	**0.0521**	**0.0065**	**0.0076**	**0.0255**
20	**Spices (gram)**	**0.0982**	**0.0038**	**0.3721**	**0.3159**	**0.0029**	**0.0159**	**0.1400**	**0.0019**	**0.0462**	**0.0023**	**0.0007**	**0.0198**
21	**Potatoes**	**0.0011**	**0.0001**	**0.0675**	**0.4181**	**0.0008**	**0.0023**	**0.4994**	**0.0008**	**0.0075**	**0.0008**	**0.0016**	**0.0416**
22	**Coffee, Tea**	**0.0358**	**0.0039**	**0.1406**	**0.5679**	**0.0254**	**0.0103**	**0.1816**	**0.0093**	**0.0176**	**0.0062**	**0.0015**	**0.0427**
23	**Other Food Items**	**0.0700**	**0.0085**	**0.1448**	**0.4524**	**0.0687**	**0.0135**	**0.1423**	**0.0067**	**0.0791**	**0.0100**	**0.0039**	**0.0123**
24	**hotel food**	**0.0650**	**0.0040**	**0.3228**	**0.3206**	**0.0048**	**0.0182**	**0.2217**	**0.0031**	**0.0333**	**0.0063**	**0.0003**	**0.0576**
25	**milling charge**	**0.1201**	**0.0009**	**0.2187**	**0.5374**	**0.0038**	**0.0160**	**0.0767**	**0.0026**	**0.0210**	**0.0020**	**0.0008**	**0.0117**
26	***BEVERAGES***	**0.0489**	**0.0060**	**0.1262**	**0.3586**	**0.0074**	**0.0393**	**0.2802**	**0.0052**	**0.0834**	**0.0067**	**0.0380**	**0.0202**
27	**cigarertte**	**0.0019**	**0.0123**	**0.0342**	**0.6327**	**0.0708**	**0.0196**	**0.1281**	**0.0226**	**0.0281**	**0.0207**	**0.0290**	**0.0048**
28	**housing,**	**0.0644**	**0.0036**	**0.2087**	**0.4140**	**0.0103**	**0.0115**	**0.2031**	**0.0036**	**0.0727**	**0.0044**	**0.0036**	**0.2056**
29	***HEALTH***	**0.0887**	**0.0061**	**0.1490**	**0.4213**	**0.0107**	**0.0241**	**0.2039**	**0.0046**	**0.0806**	**0.0090**	**0.0021**	**0.0111**
30	***TRANSPORT AND COMMUNICATION***	**0.0648**	**0.0039**	**0.0764**	**0.3527**	**0.0050**	**0.0124**	**0.1055**	**0.0069**	**0.3512**	**0.0198**	**0.0013**	**0.0249**
31	***ENTERTAINMENT AND EDUCATION***	**0.0879**	**0.0061**	**0.1476**	**0.4175**	**0.0106**	**0.0239**	**0.2020**	**0.0045**	**0.0798**	**0.0090**	**0.0112**	**0.0109**
32	***PERSONAL CARE AND EFFECTS***	**0.0994**	**0.0056**	**0.1758**	**0.4288**	**0.0147**	**0.0149**	**0.1611**	**0.0064**	**0.0830**	**0.0089**	**0.0015**	**0.0083**
33	***CLOTHING AND F.WEAR***	**0.0931**	**0.0053**	**0.1988**	**0.4257**	**0.0133**	**0.0112**	**0.1927**	**0.0043**	**0.0475**	**0.0052**	**0.0029**	**0.0832**
34	***FURNITURE AND FURNISHING***	**0.0601**	**0.0056**	**0.1326**	**0.4813**	**0.0102**	**0.0185**	**0.1958**	**0.0045**	**0.0808**	**0.0072**	**0.0034**	**0.0375**
35	**MISCELLANEOUS GOODS**	**0.0984**	**0.0025**	**0.2766**	**0.3418**	**0.0045**	**0.0078**	**0.1910**	**0.0029**	**0.0694**	**0.0052**	**0.0000**	**0.0234**
36													
37	**FOOD**	**0.0615**	**0.0038**	**0.2412**	**0.4301**	**0.0112**	**0.0130**	**0.1904**	**0.0035**	**0.0375**	**0.0048**	**0.0030**	**0.5701**
38	**NON_FOOD**	**0.0728**	**0.0043**	**0.1897**	**0.4145**	**0.0107**	**0.0127**	**0.1913**	**0.0044**	**0.0896**	**0.0066**	**0.0034**	**0.4299**
39	**FOOD+NON FOOD**	**0.0664**	**0.0040**	**0.2191**	**0.4234**	**0.0109**	**0.0129**	**0.1908**	**0.0039**	**0.0599**	**0.0055**	**0.0032**	**1.0000**
40													
41	**V. HOUSE RENT, CONSTRUCTION**												
42	**MATERIALS, WATER, FUEL and POWER**	**0.0644**	**0.0036**	**0.2087**	**0.4140**	**0.0103**	**0.0115**	**0.2031**	**0.0036**	**0.0727**	**0.0044**	**0.0036**	**0.2056**
43													
44	**5.1 House rent**	**0.0650**	**0.0039**	**0.2701**	**0.3610**	**0.0123**	**0.0122**	**0.2011**	**0.0027**	**0.0667**	**0.0043**	**0.0006**	**0.0040**
45	**5.2 Construction Materials**	**0.1195**	**0.0071**	**0.1620**	**0.3459**	**0.0038**	**0.0085**	**0.2270**	**0.0096**	**0.0772**	**0.0078**	**0.0315**	**0.1010**
46	**5.3 Water charge**	**0.1182**	**0.0095**	**0.1764**	**0.2997**	**0.0218**	**0.0083**	**0.1190**	**0.0052**	**0.1631**	**0.0120**	**0.0668**	**0.0914**
47	**5.4 Fuel and Power**	**0.0549**	**0.0028**	**0.1600**	**0.4748**	**0.0089**	**0.0114**	**0.2054**	**0.0036**	**0.0739**	**0.0039**	**0.0004**	**0.0123**
48													**0.2086**

	N	O	P	Q	R	S	T	U	V	W	X	Y	Z	AA	AB
1															
2	Cereals	Pulses	Bread and other Prepared Food	Meat	Milk,Cheese and Egg	Oils and Fats	Vegetables and Fruits	Spices	Potatoes, Other Tubers and Stems	Coffee (beans, whole) and Tea Leaves	Other Food Items	Milling Charges	Food taken away from home	Food Total	General
3															
4															
5															
6															
7	0.225	0.043	0.019	0.028	0.020	0.024	0.025	0.020	0.042	0.043	0.012	0.012	0.058	**0.570**	1.000
8															
9	**0.225**	**0.043**	**0.019**	**0.028**	**0.020**	**0.024**	**0.025**	**0.020**	**0.042**	**0.043**	**0.012**	**0.012**	**0.058**		
10															
11															
12															
13															
14															
15															
16															
17															
18															
19															
20															
21															
22															
23															
24															
25		%share													
26	2.02	4.70													
27	0.48	1.11													
28	20.56	47.84													
29	1.11	2.58													
30	2.49	5.80													
31	1.09	2.54													
32	0.83	1.94													
33	8.32	19.34													
34	3.75	8.72													
35	2.34	5.44													
36	0.00	0.00													
37	57.01														
38	42.99	100.00													
39	100.00														
40	0.00														
41	0.00														
42	20.56														
43	0.00														
44	0.40														
45	10.10														
46	9.14														
47	1.23														
48	20.86														

ሠንጠረዥ 1ሀ፡- ጠቅላላ የሸማቾች ዋጋ መመዘኛ ኢንዴክስና በሥሩ የተካተቱ ክፍሎች በአገር አቀፍ ደረጃ

ታህሳስ 1999= 100

Table 1a: General Consumer Price Index and Its Components at Country Level

December 2006 = 100

ወርና ዓመት	ጠቅላላ ኢንዴክስ General Index	ጠቅላላ ምግብ ኢንዴክስ Food Total	ጠቅላላ ምግብ ነክ ያልሆኑ ኢንዴክስ Non-Food Total	ምግብ ነክ ያልሆኑ የኢንዴክስ ክፍሎች Non-food Consumer Price Index Components										Month and Year
				መጠጥ Beverages	ሲጃራና ትምባሆ Cigarettes and Tobacco	ልብስና መጫሚያ Clothing and Footwear	የቤት ኪራይ፣ የቤት መሥሪያ ዕቃዎች፥ውሃ፣ ነዳጅናየይል House Rent, Construction Materials, Water, and Fuel and Power	የቤት ዕቃዎች የቤት ማስጌጫዎች የቤት ቁሳቁስና የቤት ሠራተኛ ደመወዝ Furniture, Furnishings, Household Equipment and Operation	ሕክምና Medical Care and Health	ትራንስፖርትና መገናኛ Transport and Communication	መዝናኛና ትምህርት Recreation, Entertainment and Education	የግል ንጽህናና የግል ቋሚ ዕቃዎች Personal Care and Effects	ሌሎች ዕቃዎች Miscellaneous Goods	
ታህሳስ 1999	100.0	100.0	100.0	100.0	100.0	100.0	100.0	100.0	100.0	100.0	100.0	100.0	100.0	December 2006
ሐምሌ 1999 - ሰኔ 2000	126.9	137.2	113.3	113.5	107.8	117.0	112.0	125.5	111.9	105.3	106.9	112.6	104.7	July 2007 - June 2008
ሐምሌ 2000 - ሰኔ 2001	173.1	198.0	140.1	175.8	141.2	149.8	136.6	159.8	128.2	112.8	124.9	142.2	115.5	July 2008 - June 2009
ሐምሌ 2001 - ሰኔ 2002	177.9	187.2	165.6	187.1	169.4	188.5	159.1	190.9	149.2	134.9	144.6	181.8	126.4	July 2009 - June 2010
ሐምሌ 2002 - ሰኔ 2003	210.2	216.6	201.7	207.9	222.0	242.2	191.1	234.6	167.2	171.0	179.6	234.6	136.7	July 2010 - June 2011
ሐምሌ 2003 - ሰኔ 2004	281.0	307.0	246.5	278.1	256.7	323.4	219.4	299.4	186.1	202.9	218.5	312.5	162.4	July 2011 - June 2012
2004														2011/2012
የካቲት 2004	284.6	308.7	252.7	286.2	254.7	338.5	223.0	309.5	188.5	202.1	221.9	324.6	162.4	February "
መጋቢት 2004	297.7	328.4	256.9	295.5	261.8	342.5	228.1	316.2	186.3	203.1	226.2	331.1	155.1	March "
ሚያዝያ 2004	303.8	336.4	260.5	297.6	252.0	353.9	227.3	325.8	193.2	204.8	230.4	316.8	171.4	April "
ግንቦት 2004	306.5	338.0	264.8	302.3	257.5	364.6	229.4	331.0	194.1	205.3	231.5	331.0	171.8	May "
ሰኔ 2004	305.6	332.9	269.5	304.4	258.2	367.2	237.6	332.2	196.5	204.4	228.7	336.8	173.0	June "
2005														2012/2013
ሐምሌ 2004	306.0	332.3	271.1	304.1	269.2	369.3	238.7	338.9	196.6	200.8	232.1	336.4	174.6	July 2012
ነሐሴ 2004	311.7	340.5	273.5	306.5	263.5	372.9	240.6	342.5	197.7	199.4	236.3	350.5	177.2	August "
መስከረም 2005	316.3	343.7	279.9	315.3	265.3	383.0	248.2	343.2	195.4	199.6	244.0	348.0	180.6	September "
ጥቅምት 2005	314.1	338.5	281.9	313.6	258.3	389.0	248.1	349.1	199.5	196.4	251.0	352.1	187.8	October "
ኅዳር 2005	312.7	335.2	282.8	315.5	261.7	394.6	246.6	355.6	200.7	196.4	233.4	355.3	192.0	November "
ታህሳስ 2005	310.5	331.3	283.1	319.8	263.8	399.9	245.1	354.5	202.1	195.0	238.0	357.0	186.1	December "
ጥር 2005	312.0	332.4	284.9	321.2	264.3	401.8	247.0	356.8	201.0	195.0	237.8	359.1	191.3	January 2013
የካቲት 2005	314.1	333.1	288.8	321.5	259.0	409.3	249.1	362.2	206.1	207.0	242.5	359.2	192.9	February "
	10.3	7.9	14.3	12.3	1.7	20.9	11.7	17.0	9.3	2.4	9.2	10.7	18.8	

ሠንጠረዥ 2ሀ፡- ጠቅላላ የሸማቾች የዋጋ መመዘኛ ኢንዴክስ ግጠታለያ በአገር አቀፍ እና በክልሎች ደረጃ

ታህሳስ 1999= 100

Table 2a: Summary of General Consumer Price Indices at Country and Regional Levels

December 2006=100

ወርና ዓመት	Reporting Level												Month and Year
	Eth.	A.A.	Afar	Amhara	B.Gumuz	D.Dawa	Gambela	Harari	Oromia	SNNP	Somalia	Tigray	
ታህሳስ 1999	100.0	100.0	100.0	100.0	100.0	100.0	100.0	100.0	100.0	100.0	100.0	100.0	December 2006
ሐምሌ 1999 - ሰኔ 2000	126.9	121.8	124.3	127.8	137.7	125.6	123.7	119.1	129.0	125.6	118.5	130.1	July 2007 - June 2008
ሐምሌ 2000 - ሰኔ 2001	173.1	157.6	158.3	172.1	193.9	167.6	193.2	169.5	179.5	173.9	170.8	183.0	July 2008 - June 2009
ሐምሌ 2001 - ሰኔ 2002	177.9	173.4	178.5	173.6	188.3	176.5	187.0	181.1	181.5	180.9	184.9	184.8	July 2009 - June 2010
ሐምሌ 2002 - ሰኔ 2003	210.2	207.1	213.4	201.0	206.3	202.6	208.2	216.1	217.4	216.6	223.3	202.7	July 2010 - June 2011
ሐምሌ 2003 - ሰኔ 2004	281.0	258.6	276.7	270.0	307.1	252.7	292.3	272.3	294.1	294.1	279.3	266.5	July 2011 - June 2012
2004													2011/2012
የካቲት 2004	284.6	260.1	278.1	272.6	301.7	251.8	299.0	262.0	296.7	301.5	280.0	270.7	February "
መጋቢት 2004	297.7	269.1	285.4	285.3	338.6	256.9	318.6	278.5	313.2	310.4	292.2	276.9	March "
ሚያዝያ 2004	303.8	275.2	297.7	288.4	330.3	265.5	314.7	301.5	319.6	321.5	294.9	284.4	April "
ግንቦት 2004	306.5	281.6	307.3	291.8	340.8	270.6	317.8	305.5	322.6	319.4	290.1	292.1	May "
	305.6	283.9	309.3	291.5	340.4	273.0	319.6	292.4	320.3	317.4	283.8	295.7	June "
2005													2012/2013
ሐምሌ 2004	306.0	284.9	308.1	293.0	336.0	274.7	326.0	295.7	318.6	318.7	291.4	299.6	July 2012
ነሐሴ 2004	311.7	290.2	307.1	301.0	328.4	283.3	326.0	295.4	323.6	325.8	297.4	307.5	August "
መስከረም 2005	316.3	292.7	321.5	306.4	334.4	292.2	318.6	284.4	325.0	334.8	297.5	316.5	September "
ጥቅምት 2005	314.1	290.7	311.9	301.2	338.6	285.2	309.7	282.1	324.8	330.1	309.2	312.5	October "
ኅዳር 2005	312.7	289.4	307.7	301.1	329.5	283.7	307.7	285.9	322.6	326.5	308.9	314.4	November "
ታህሳስ 2005	310.5	287.2	310.3	297.4	334.9	290.2	308.6	299.6	321.3	324.0	309.3	308.5	December "
ጥር 2005	312.0	289.3	309.5	297.1	329.4	292.9	306.2	306.2	324.6	323.3	308.5	309.0	January 2013
የካቲት 2005	314.1	292.0	304.3	297.6	334.4	282.5	306.2	309.3	327.5	324.7	299.6	311.9	February "
	10.3	12.3	9.4	9.2	10.8	12.2	2.4	18.1	10.4	7.7	7.0	15.2	

ሠንጠረዥ 3ሀ፡- ጠቅላላ የሸማቾች ዋጋ መመዘኛ ኢንዴክስና በሥሩ የተካተቱ ክፍሎች ለአዲስ አበባ ከተማ መስተዳድር

ታህሳስ 1999= 100

Table 3a: General Consumer Price Index and Its Components for Addis Ababa City Adminstration

December 2006 = 100

ወርና ዓመት	ጠቅላላ ኢንዴክስ	ጠቅላላ ምግብ ኢንዴክስ	ጠቅላላ ምግብ ነክ ያልሆኑ ኢንዴክስ	ምግብ ነክ ያልሆኑ የኢንዴክስ ክፍሎች				Non-food Consumer Price Index Components						
	General Index	Food Total	Non-Food Total	Beverages	Cigarettes and Tobacco	Clothing and Footwear	House Rent, Construction Materials, Water, and Fuel and Power	Furniture, Furnishings, Household Equipment and Operation	Medical Care and Health	Transport and Communication	Recreation, Entertainment and Education	Personal Care and Effects	Miscellaneous Goods	Month and Year
ታህሳስ 1999	100.0	100.0	100.0	100.0	100.0	100.0	100.0	100.0	100.0	100.0	100.0	100.0	100.0	December 2006
ሐምሌ 1999 - ሰኔ 2000	121.8	134.8	112.8	127.4	108.7	127.9	106.2	132.3	124.3	102.3	104.4	118.6	104.7	July 2007 - June 2008
ሐምሌ 2000 - ሰኔ 2001	157.6	190.7	134.5	177.8	156.8	164.4	120.6	165.7	146.0	114.9	121.7	146.6	124.8	July 2008 - June 2009
ሐምሌ 2001 - ሰኔ 2002	173.4	198.5	155.9	195.4	176.2	192.3	133.3	192.2	159.8	146.8	137.0	176.5	156.5	July 2009 - June 2010
ሐምሌ 2002 - ሰኔ 2003	207.1	227.8	192.7	222.1	225.7	254.9	159.2	240.5	173.1	184.8	166.5	238.4	176.9	July 2010 - June 2011
ሐምሌ 2003 - ሰኔ 2004	258.6	294.0	234.0	296.6	265.6	344.5	178.9	293.1	198.2	216.2	200.7	321.1	221.9	July 2011 - June 2012
2004														2011/2012
የካቲት 2004	260.1	289.7	239.6	306.2	276.9	361.7	182.4	302.7	195.9	216.2	200.8	329.3	232.3	February "
መጋቢት 2004	269.1	308.5	241.7	316.4	279.7	369.4	182.1	307.3	204.7	216.2	200.9	331.2	237.0	March "
ሚያዝያ 2004	275.2	317.8	245.6	317.7	281.4	373.5	183.2	314.5	208.2	220.0	213.3	332.4	239.5	April "
ግንቦት 2004	281.6	332.8	245.9	318.5	285.0	381.1	183.3	306.0	208.4	220.0	212.6	338.0	242.6	May "
ሰኔ 2004	283.9	329.9	252.0	319.4	296.2	381.5	196.9	321.6	206.9	216.2	214.5	332.4	246.0	June "
2005														2012/2013
ሐምሌ 2004	284.9	330.8	253.0	320.8	292.0	384.0	196.3	324.6	210.6	213.7	214.5	354.2	247.4	July 2012
ነሐሴ 2004	290.2	341.6	254.4	321.4	284.3	388.8	197.1	327.5	200.6	213.7	217.5	357.0	249.5	August "
መስከረም 2005	292.7	342.2	258.2	324.5	282.6	393.5	197.7	329.2	204.7	213.7	241.4	360.5	257.3	September "
ጥቅምት 2005	290.7	337.5	258.2	328.1	282.1	393.0	199.0	323.4	216.1	214.2	237.2	364.3	259.0	October "
ኅዳር 2005	289.4	332.9	259.1	324.5	279.3	396.6	199.9	329.6	196.6	215.0	232.7	368.7	262.3	November "
ታህሳስ 2005	287.2	328.6	258.4	339.9	278.7	397.7	200.1	329.0	193.8	209.3	226.9	372.2	266.8	December "
ጥር 2005	289.3	328.4	262.2	356.6	284.1	404.2	199.9	335.5	198.5	214.3	229.9	375.7	273.4	January 2013
የካቲት 2005	292.0	324.5	269.5	353.8	284.1	409.5	199.4	340.3	203.2	248.5	230.3	377.8	275.0	February "

ሠንጠረዥ 4ሀ፡- ጠቅላላ የሸማቾች ዋጋ መመዘኛ ኢንዴክስና በሥሩ የተካተቱ ክፍሎች ለአፋር ክልላዊ መንግሥት

ታህሳስ 1999= 100

Table 4a: General Consumer Price Index and Its Components for the Afar Regional State

December 2006 = 100

ወርና ዓመት	ጠቅላላ ኢንዴክስ	ጠቅላላ ምግብ ኢንዴክስ	ጠቅላላ ምግብ ነክ ያልሆኑ ኢንዴክስ	ምግብ ነክ ያልሆኑ የኢንዴክስ ክፍሎች				Non-food Consumer Price Index Components							Month and Year
	General Index	Food Total	Non-Food Total	Beverages	Cigarettes and Tobacco	Clothing and Footwear	House Rent, Construction Materials, Water, and Fuel and Power	Furniture, Furnishings, Household Equipment and Operation	Medical Care and Health	Transport and Communication	Recreation, Entertainment and Education	Personal Care and Effects	Miscellaneous Goods		
				መጠጥ	ሲጃራና ትምባሆ	ልብስና መጫሚያ	የቤት ኪራይ፣ የቤት መሥሪያ ዕቃዎች+ውሃ፣ ነዳጅና ሃይል	የቤት ዕቃዎች የቤት ማስጌጫዎች የቤት ቁሳቁስና የቤት ሠራተኛ ያመወዝ	ሕክምና	ትራንስፖርትና መገናኛ	መዝናኛና ትምህርት	የግል ንጽህናና የግል ጽሚ ዕቃዎች	ሌሎች ዕቃዎች		
ታህሳስ 1999	100.0	100.0	100.0	100.0	100.0	100.0	100.0	100.0	100.0	100.0	100.0	100.0	100.0	December 2006	
ሐምሌ 1999 - ሰኔ 2000	124.3	136.1	110.2	109.2	102.5	114.5	107.3	113.8	100.6	124.4	92.2	107.2	101.5	July 2007 - June 2008	
ሐምሌ 2000 - ሰኔ 2001	158.3	189.5	121.3	136.1	131.5	130.8	110.0	143.4	109.7	112.6	107.8	122.5	106.9	July 2008 - June 2009	
ሐምሌ 2001 - ሰኔ 2002	178.5	203.8	148.4	162.8	141.3	151.3	144.9	177.8	127.0	132.5	112.1	131.8	112.1	July 2009 - June 2010	
ሐምሌ 2002 - ሰኔ 2003	213.4	234.2	188.8	180.8	200.6	174.8	209.1	203.8	130.9	172.8	133.5	143.1	117.3	July 2010 - June 2011	
ሐምሌ 2003 - ሰኔ 2004	276.7	311.6	235.1	222.2	254.5	245.8	247.2	255.5	148.1	213.1	164.2	162.5	124.6	July 2011 - June 2012	
2004														2011/2012	
የካቲት 2004	278.1	309.5	240.5	221.2	244.1	255.3	246.0	276.1	155.7	214.5	175.8	160.9	129.8	February "	
መጋቢት 2004	285.4	325.1	238.0	243.4	264.7	265.4	242.5	251.3	150.6	214.5	174.5	161.4	120.9	March "	
ሚያዝያ 2004	297.7	342.8	243.8	247.3	251.2	257.0	250.0	279.0	156.9	214.5	174.9	170.2	126.4	April "	
ግንቦት 2004	307.3	348.5	258.1	251.0	252.3	291.6	266.7	273.1	159.6	212.8	173.4	169.9	126.9	May "	
ሰኔ 2004	309.3	345.6	266.1	247.2	255.4	279.1	294.0	269.7	154.5	214.5	175.9	172.9	132.7	June "	
2005														2012/2013	
ሐምሌ 2004	308.1	344.6	264.6	248.4	275.9	284.0	291.2	261.6	168.7	206.5	177.0	169.4	122.5	July 2012	
ነሐሴ 2004	307.1	352.6	252.7	254.7	305.8	268.2	273.1	255.2	156.9	204.8	183.7	170.1	121.3	August "	
መስከረም 2005	321.5	374.5	258.1	254.3	274.3	272.6	280.9	269.2	167.0	204.8	163.3	171.6	115.1	September "	
ጥቅምት 2005	311.9	356.8	258.4	254.3	250.7	279.5	281.7	256.3	163.2	204.8	164.9	170.4	131.7	October "	
ኅዳር 2005	307.7	345.6	262.4	255.6	283.5	268.4	291.2	271.2	163.2	204.8	168.4	170.4	132.4	November "	
ታህሳስ 2005	310.3	348.1	265.1	257.9	273.2	262.4	299.5	276.6	163.2	204.8	163.6	172.0	135.1	December "	
ጥር 2005	309.5	347.7	263.9	259.0	262.6	267.5	296.7	272.4	132.7	204.8	162.8	174.1	135.1	January 2013	
የካቲት 2005	304.3	336.5	265.7	259.0	262.6	273.2	298.7	270.1	136.8	204.8	165.3	169.3	135.1	February "	

ሠንጠረዥ 5ሀ፡- ጠቅላላ የሸማቾች ዋጋ መመዘኛ ኢንዴክስና በሥሩ የተካተቱ ክፍሎች ለአማራ ክልላዊ መንግሥት

ታህሳስ 1999= 100

Table 5a: General Consumer Price Index and Its Components for the Amhara Regional State

December 2006 = 100

ወርና ዓመት	ጠቅላላ ኢንዴክስ	ጠቅላላ ምግብ ኢንዴክስ	ጠቅላላ ምግብ ነክ ያልሆኑ ኢንዴክስ	ምግብ ነክ ያልሆኑ የኢንዴክስ ክፍሎች				Non-food Consumer Price Index Components						Month and Year
	General Index	Food Total	Non-Food Total	Beverages	Cigarettes and Tobacco	Clothing and Footwear	House Rent, Construction Materials, Water, and Fuel and Power	Furniture, Furnishings, Household Equipment and Operation	Medical Care and Health	Transport and Communication	Recreation, Entertainment and Education	Personal Care and Effects	Miscellaneous Goods	
ታህሳስ 1999	100.0	100.0	100.0	100.0	100.0	100.0	100.0	100.0	100.0	100.0	100.0	100.0	100.0	December 2006
ሐምሌ 1999 - ሰኔ 2000	127.8	139.6	108.4	112.4	115.8	109.5	105.8	120.9	112.8	106.6	108.2	117.8	101.6	July 2007 - June 2008
ሐምሌ 2000 - ሰኔ 2001	172.1	198.7	128.4	198.7	154.5	132.4	118.5	156.1	124.2	113.2	127.4	148.3	103.4	July 2008 - June 2009
ሐምሌ 2001 - ሰኔ 2002	173.6	185.3	154.3	201.0	179.6	169.7	143.8	185.1	151.0	120.9	151.1	191.2	104.1	July 2009 - June 2010
ሐምሌ 2002 - ሰኔ 2003	201.0	207.0	191.2	209.8	245.4	223.3	180.0	220.6	167.1	149.9	189.0	246.5	104.6	July 2010 - June 2011
ሐምሌ 2003 - ሰኔ 2004	270.0	293.2	231.8	252.6	275.3	302.5	206.9	276.5	172.3	170.5	226.8	337.2	106.5	July 2011 - June 2012
2004														2011/2012
የካቲት 2004	272.6	294.1	237.3	253.8	252.8	315.9	211.2	283.4	176.4	165.9	226.5	341.3	106.1	February "
መጋቢት 2004	285.3	311.4	242.5	270.7	251.3	326.1	213.6	289.5	169.2	166.8	235.4	357.4	106.0	March "
ሚያዝያ 2004	288.4	313.5	247.0	276.0	253.9	325.5	220.1	292.2	172.0	167.0	253.0	357.7	106.5	April "
ግንቦት 2004	291.8	319.8	245.7	276.2	251.3	334.5	214.1	299.6	183.1	168.9	252.6	346.0	106.5	May "
ሰኔ 2004	291.5	319.1	246.0	286.6	256.1	345.7	208.6	303.5	175.4	169.0	244.8	366.9	106.8	June "
2005														2012/2013
ሐምሌ 2004	293.0	323.7	242.4	294.6	285.4	334.3	207.2	302.9	178.5	166.4	234.5	344.6	106.8	July 2012
ነሐሴ 2004	301.0	331.2	251.3	287.2	270.1	346.5	217.0	312.5	179.7	165.9	237.2	369.5	106.7	August "
መስከረም 2005	306.4	338.6	253.6	296.9	256.0	351.2	217.5	315.1	180.6	166.2	252.6	370.1	106.7	September "
ጥቅምት 2005	301.2	329.7	254.3	293.2	255.6	353.7	218.0	313.2	177.1	166.9	249.5	382.2	106.7	October "
ኅዳር 2005	301.1	328.3	256.4	303.4	254.4	359.8	217.9	318.3	181.4	166.4	244.5	388.2	107.2	November "
ታህሳስ 2005	297.4	321.7	257.6	303.9	255.8	364.6	216.1	319.9	190.0	167.0	278.0	389.7	107.5	December "
ጥር 2005	297.1	320.2	259.0	302.4	255.4	366.7	217.1	323.8	193.3	166.5	282.3	390.4	107.4	January 2013
የካቲት 2005	297.6	319.1	262.3	301.4	256.6	367.9	221.8	329.9	194.9	166.6	283.1	391.6	107.8	February "

ሠንጠረዥ 6ሀ፡- ጠቅላላ የሸማቾች ዋጋ መመዘኛ ኢንዴክስና በሥሩ የተካተቱ ክፍሎች ለቤኒሻንጉል ጉምዝ ክልላዊ መንግሥት

ታህሳስ 1999= 100

Table 6a: General Consumer Price Index and Its Components for the Benishangul Gumuz Regional State

December 2006 = 100

ወርና ዓመት	ጠቅላላ ኢንዴክስ General Index	ጠቅላላ ምግብ ኢንዴክስ Food Total	ጠቅላላ ምግብ ነክ ያልሆኑ ኢንዴክስ Non-Food Total	ምግብ ነክ ያልሆኑ የኢንዴክስ ክፍሎች Non-food Consumer Price Index Components										Month and Year
				መጠጥ Beverages	ሲጃራና ትምባሆ Cigarettes and Tobacco	ልብስና መጫሚያ Clothing and Footwear	የቤት ኪራይ፣ የቤት መሥሪያ ዕቃዎች፥ውሃ፣ ነዳጅና ሃይል House Rent, Construction Materials, Water, and Fuel and Power	የቤት ዕቃዎች የቤት ማስጌጫዎች የቤት ቁሳቁስና የቤት ሠራተኛ ያመወገ Furniture, Furnishings, Household Equipment and Operation	ሕክምና Medical Care and Health	ትራንስፖርትና መገናኛ Transport and Communication	መዝናኛና ትምህርት Recreation, Entertainment and Education	የግል ንጽህናና የግል ቋሚ ዕቃዎች Personal Care and Effects	ሌሎች ዕቃዎች Miscellaneous Goods	
ታህሳስ 1999	100.0	100.0	100.0	100.0	100.0	100.0	100.0	100.0	100.0	100.0	100.0	100.0	100.0	December 2006
ሐምሌ 1999 - ሰኔ 2000	137.7	148.2	123.7	111.2	113.2	123.8	141.3	114.6	111.0	101.0	112.2	115.2	103.3	July 2007 - June 2008
ሐምሌ 2000 - ሰኔ 2001	193.9	226.1	151.4	150.0	148.3	156.2	159.4	158.1	143.4	100.7	158.5	146.5	112.4	July 2008 - June 2009
ሐምሌ 2001 - ሰኔ 2002	188.3	199.8	173.2	156.9	181.5	192.1	176.3	194.9	153.9	114.0	171.8	179.9	113.1	July 2009 - June 2010
ሐምሌ 2002 - ሰኔ 2003	206.3	207.7	204.3	173.4	242.7	276.7	177.0	255.2	157.8	134.9	195.5	242.4	116.2	July 2010 - June 2011
ሐምሌ 2003 - ሰኔ 2004	307.1	346.4	255.1	307.1	346.4	255.1	228.0	243.2	385.4	200.6	333.1	159.7	150.2	July 2011 - June 2012
2004														2011/2012
የካቲት 2004	301.7	334.2	258.8	231.7	238.1	389.2	203.0	341.6	167.4	149.0	230.4	331.6	133.9	February "
መጋቢት 2004	338.6	370.4	296.6	256.2	238.1	429.7	285.7	340.1	156.5	149.0	225.9	330.6	142.7	March "
ሚያዝያ 2004	330.3	372.3	274.8	254.9	238.1	414.5	209.3	377.7	192.0	149.0	223.8	337.0	154.3	April "
ግንቦት 2004	340.8	369.8	302.3	254.5	238.1	462.6	266.0	374.5	198.7	149.0	224.4	346.4	142.0	May "
ሰኔ 2004	340.4	366.8	305.5	255.8	248.7	454.3	276.0	379.4	204.0	149.0	225.4	345.0	139.9	June "
2005														2012/2013
ሐምሌ 2004	336.0	365.1	297.4	255.8	308.7	408.8	278.5	371.7	194.3	143.7	227.4	338.8	140.8	July 2012
ነሐሴ 2004	328.4	372.1	270.6	252.8	249.8	431.9	189.7	376.4	214.3	143.7	227.5	338.6	134.0	August "
መስከረም 2005	334.4	369.7	287.6	254.3	238.1	419.8	248.7	368.2	193.2	143.3	224.8	349.9	138.6	September "
ጥቅምት 2005	338.6	378.5	285.9	255.1	238.1	445.0	222.3	384.7	206.9	144.1	230.2	349.8	134.1	October "
ኅዳር 2005	329.5	362.2	286.2	256.0	238.1	449.1	220.0	383.2	215.8	144.1	231.9	352.5	136.2	November "
ታህሳስ 2005	334.9	365.6	294.2	265.5	238.1	440.6	244.3	379.7	215.6	144.1	231.7	351.6	151.8	December "
ጥር 2005	329.4	351.5	300.2	271.6	238.1	448.2	252.7	385.9	218.5	144.1	231.2	350.0	154.1	January 2013
የካቲት 2005	334.4	357.3	304.2	274.6	238.1	454.1	260.4	385.1	214.1	144.1	234.0	350.5	158.7	February "

ሠንጠረዥ 7ሀ፡- ጠቅላላ የሸማቾች ዋጋ መመዘኛ ኢንዴክስና በሥሩ የተካተቱ ክፍሎች ለድሬዳዋ አስተዳደር ካውንስል

ታህሳስ 1999= 100

Table 7a: General Consumer Price Index and Its Components for the Dire Dawa Adminstrative Council

December 2006 = 100

				ምግብ ነክ ያልሆኑ የኢንዴክስ ክፍሎች			Non-food Consumer Price Index Components							
ወርና ዓመት	ጠቅላላ ኢንዴክስ	ጠቅላላ ምግብ ኢንዴክስ	ጠቅላላ ምግብ ነክ ያልሆኑ ኢንዴክስ	መጠጥ	ሲጃራና ትምባሆ	ልብስና መጫሚያ	የቤት ኪራይ፣ የቤት መሥሪያ ዕቃዎች፥ውሃ፣ ነዳጅና ሃይል	የቤት ዕቃዎች የቤት ማስጌጫዎች የቤት ቁሳቁስና የቤት ሠራተኛ ያመወገ	ሕክምና	ትራንስፖርትና መገናኛ	መዝናኛና ትምህርት	የግል ንጽህናና የግል ቋሚ ዕቃዎች	ሌሎች ዕቃዎች	Month and Year
	General Index	Food Total	Non-Food Total	Beverages	Cigarettes and Tobacco	Clothing and Footwear	House Rent, Construction Materials, Water, and Fuel and Power	Furniture, Furnishings, Household Equipment and Operation	Medical Care and Health	Transport and Communication	Recreation, Entertainment and Education	Personal Care and Effects	Miscellaneous Goods	
ታህሳስ 1999	100.0	100.0	100.0	100.0	100.0	100.0	100.0	100.0	100.0	100.0	100.0	100.0	100.0	December 2006
ሐምሌ 1999 - ሰኔ 2000	125.6	135.4	115.6	113.2	101.2	109.2	120.9	124.5	115.8	105.5	116.8	108.2	102.9	July 2007 - June 2008
ሐምሌ 2000 - ሰኔ 2001	167.6	199.5	134.7	158.5	113.0	128.2	140.9	157.9	138.8	102.3	136.1	119.5	107.6	July 2008 - June 2009
ሐምሌ 2001 - ሰኔ 2002	176.5	201.2	151.0	168.6	142.1	145.6	153.6	189.1	149.4	106.6	154.7	133.5	120.8	July 2009 - June 2010
ሐምሌ 2002 - ሰኔ 2003	202.6	228.2	176.3	202.8	207.3	168.2	186.3	222.7	165.6	119.5	164.9	148.1	127.1	July 2010 - June 2011
ሐምሌ 2003 - ሰኔ 2004	252.7	304.0	199.9	265.7	256.7	202.8	207.4	231.3	212.7	140.6	177.0	178.5	129.0	July 2011 - June 2012
2004														2011/2012
የካቲት 2004	251.8	300.7	201.5	268.1	251.8	208.9	204.5	233.0	248.0	134.5	176.6	184.0	132.1	February "
መጋቢት 2004	256.9	310.3	202.0	275.9	251.8	209.0	203.8	232.8	223.8	145.4	181.1	182.7	132.1	March "
ሚያዝያ 2004	265.5	324.0	205.2	276.9	251.8	214.7	204.6	236.7	240.3	146.8	180.4	191.4	130.3	April "
ግንቦት 2004	270.6	331.7	207.8	276.9	281.3	221.8	205.7	237.4	246.5	150.0	181.1	183.7	130.3	May "
ሰኔ 2004	273.0	326.4	218.1	277.7	277.4	222.9	227.0	243.2	238.6	168.9	184.2	193.3	133.8	June "
2005														2012/2013
ሐምሌ 2004	274.7	331.0	216.6	280.4	303.6	223.7	228.4	245.1	244.3	158.4	168.0	184.6	130.3	July 2012
ነሐሴ 2004	283.3	346.4	218.4	281.7	319.8	227.0	228.8	252.2	269.5	146.3	169.1	183.5	132.1	August "
መስከረም 2005	292.2	362.6	219.7	285.9	321.0	227.5	227.8	256.5	270.8	145.1	176.3	185.8	137.1	September "
ጥቅምት 2005	285.2	350.0	218.5	285.1	321.0	223.1	228.7	256.7	260.1	141.3	177.4	191.9	131.0	October "
ኅዳር 2005	283.7	343.8	221.8	300.1	309.0	234.3	229.0	252.6	260.7	154.7	178.2	186.3	131.0	November "
ታህሳስ 2005	290.2	356.4	222.0	300.7	321.0	232.1	229.4	256.3	259.1	154.7	178.4	182.9	135.8	December "
ጥር 2005	292.9	358.3	225.5	297.4	311.1	236.1	230.5	269.0	261.3	156.6	178.0	186.4	142.8	January 2013
የካቲት 2005	282.5	338.3	225.1	296.5	281.5	236.3	230.3	257.8	260.3	173.1	177.8	185.2	136.0	February "

ሠንጠረዥ 8ሀ፡- ጠቅላላ የሸማቾች የዋጋ መመዘኛ ኢንዴክስና በሥሩ የተካተቱ ክፍሎች ለጋምቤላ ሕዝቦች ክልላዊ መንግሥት

ታህሳስ 1999= 100

Table 8a: General Consumer Price Index and Its Components for the Gambela Peoples Regional State

December 2006 = 100

ወርና ዓመት	ጠቅላላ ኢንዴክስ	ጠቅላላ ምግብ ኢንዴክስ	ጠቅላላ ምግብ ነክ ያልሆኑ ኢንዴክስ	ምግብ ነክ ያልሆኑ የኢንዴክስ ክፍሎች					Non-food Consumer Price Index Components					Month and Year
	General Index	Food Total	Non-Food Total	Beverages	Cigarettes and Tobacco	Clothing and Footwear	House Rent, Construction Materials, Water, and Fuel and Power	Furniture, Furnishings, Household Equipment and Operation	Medical Care and Health	Transport and Communication	Recreation, Entertainment and Education	Personal Care and Effects	Miscellaneous Goods	
ታህሳስ 1999	100.0	100.0	100.0	100.0	100.0	100.0	100.0	100.0	100.0	100.0	100.0	100.0	0.0	December 2006
ሐምሌ 1999 - ሰኔ 2000	123.7	133.8	111.2	120.8	107.8	108.3	107.6	123.5	116.4	105.9	108.4	103.5	0.0	July 2007 - June 2008
ሐምሌ 2000 - ሰኔ 2001	193.2	226.8	151.5	193.5	134.2	140.8	145.5	173.5	130.6	112.4	138.6	114.1	0.0	July 2008 - June 2009
ሐምሌ 2001 - ሰኔ 2002	187.0	205.5	164.0	204.0	163.9	145.7	156.9	182.5	155.0	131.7	172.0	120.3	0.0	July 2009 - June 2010
ሐምሌ 2002 - ሰኔ 2003	208.2	222.6	190.3	215.3	206.1	170.8	179.7	231.4	175.7	149.3	236.9	129.0	0.0	July 2010 - June 2011
ሐምሌ 2003 - ሰኔ 2004	292.3	343.1	229.1	307.7	229.1	220.1	186.7	313.0	191.0	179.1	297.3	155.9	0.0	July 2011 - June 2012
2004														2011/2012
የካቲት 2004	299.0	357.2	226.6	318.2	219.3	209.3	181.4	317.6	198.1	179.7	307.0	158.9	0.0	February "
መጋቢት 2004	318.6	385.8	235.0	318.5	220.5	251.2	178.7	331.2	199.6	193.1	312.9	161.2	0.0	March "
ሚያዝያ 2004	314.7	377.4	236.6	322.6	215.5	264.3	176.5	329.7	197.5	193.6	316.7	164.0	0.0	April "
ግንቦት 2004	317.8	381.3	238.9	312.9	220.5	259.6	177.2	372.0	198.4	194.5	315.8	164.8	0.0	May "
ሰኔ 2004	319.6	375.5	250.1	323.1	220.5	258.7	200.7	389.2	194.8	194.5	283.1	164.0	0.0	June "
2005														2012/2013
ሐምሌ 2004	326.0	384.7	253.0	334.2	243.6	260.9	206.2	348.9	188.9	196.7	289.5	158.7	0.0	July 2012
ነሐሴ 2004	326.0	384.7	253.0	334.2	243.6	260.9	206.2	348.9	188.9	196.7	289.5	158.7	0.0	August "
መስከረም 2005	318.6	365.9	259.8	338.9	220.5	272.0	211.3	391.4	223.8	198.6	288.4	165.5	0.0	September "
ጥቅምት 2005	309.7	355.7	252.5	338.9	220.5	270.5	194.4	383.8	198.3	199.3	307.0	162.6	0.0	October "
ኅዳር 2005	307.7	355.5	248.4	338.9	220.5	277.3	171.9	404.1	231.6	200.1	353.2	164.6	0.0	November "
ታህሳስ 2005	308.6	353.4	253.0	342.8	220.5	277.3	185.0	393.2	235.6	200.7	345.3	164.1	0.0	December "
ጥር 2005	306.2	346.1	256.6	352.3	220.5	284.9	188.1	388.9	233.2	201.4	338.9	170.3	0.0	January 2013
የካቲት 2005	306.2	345.8	257.1	350.3	220.5	283.0	189.8	392.2	237.4	202.1	339.6	175.1	0.0	February "

ሠንጠረዥ 9ሀ፡- ጠቅላላ የሸማቾች ዋጋ መመሪያ ኢንዴክስና በሥሩ የተካተቱ ክፍሎች ለሐረሪ ክልላዊ መንግሥት

ታህሳስ 1999= 100

Table 9a: General Consumer Price Index and Its Components for the Harari People Regional State

December 2006 = 100

				ምግብ ነክ ያልሆኑ የኢንዴክስ ክፍሎች			Non-food Consumer Price Index Components							
ወርና ዓመት	ጠቅላላ ኢንዴክስ	ጠቅላላ ምግብ ኢንዴክስ	ጠቅላላ ምግብ ነክ ያልሆኑ ኢንዴክስ	መጠጥ	ሲጃራና ትምባሆ	ልብስና መጫሚያ	የቤት ኪራይ፣ የቤት መሥሪያ ዕቃዎች+ውሃ፣ ነዳጅና ሃይል	የቤት ዕቃዎች የቤት ማስጌጫዎች የቤት ቁሳቁስና የቤት ሠራተኛ ያመወገ	ሕክምና	ትራንስፖርትና መገናኛ	መዝናኛና ትምህርት	የግል ንጽህናና የግል ጽሚ ዕቃዎች	ሌሎች ዕቃዎች	Month and Year
	General Index	Food Total	Non-Food Total	Beverages	Cigarettes and Tobacco	Clothing and Footwear	House Rent, Construction Materials, Water, and Fuel and Power	Furniture, Furnishings, Household Equipment and Operation	Medical Care and Health	Transport and Communication	Recreation, Entertainment and Education	Personal Care and Effects	Miscellaneous Goods	
ታህሳስ 1999	100.0	100.0	100.0	100.0	100.0	100.0	100.0	100.0	100.0	100.0	100.0	100.0	100.0	December 2006
ሐምሌ 1999 - ሰኔ 2000	119.1	130.4	108.5	107.9	106.4	111.0	108.8	109.1	99.7	108.8	102.4	117.1	100.7	July 2007 - June 2008
ሐምሌ 2000 - ሰኔ 2001	169.5	205.1	136.3	159.6	164.8	149.9	131.1	135.0	104.8	124.8	117.7	137.6	118.3	July 2008 - June 2009
ሐምሌ 2001 - ሰኔ 2002	181.1	210.2	153.9	168.4	219.8	172.8	137.6	162.0	239.5	128.8	141.9	149.3	120.7	July 2009 - June 2010
ሐምሌ 2002 - ሰኔ 2003	216.1	253.4	181.3	186.6	270.5	199.6	170.2	179.6	271.6	140.8	169.7	166.3	169.3	July 2010 - June 2011
ሐምሌ 2003 - ሰኔ 2004	272.3	337.3	211.5	233.2	306.4	241.8	183.9	206.5	286.7	165.5	189.0	197.2	314.7	July 2011 - June 2012
2004														2011/2012
የካቲት 2004	262.0	313.8	213.5	236.0	323.7	246.8	180.6	211.7	288.9	165.1	181.7	206.6	342.1	February "
መጋቢት 2004	278.5	347.3	214.3	238.2	304.6	252.2	181.3	209.6	288.6	165.1	183.5	202.0	350.5	March "
ሚያዝያ 2004	301.5	391.9	217.1	250.2	288.8	259.0	180.8	216.3	288.8	168.8	186.6	199.2	357.3	April "
ግንቦት 2004	305.5	397.7	219.4	255.4	310.0	252.6	188.7	215.9	287.6	168.8	185.8	198.9	359.3	May "
ሰኔ 2004	292.4	367.2	222.5	260.4	301.9	264.4	186.5	228.0	282.2	168.8	182.5	210.8	355.3	June "
2005														2012/2013
ሐምሌ 2004	295.7	367.6	228.7	254.8	301.9	268.9	199.5	228.3	288.9	166.8	189.8	213.9	372.3	July 2012
ነሐሴ 2004	295.4	362.8	232.5	259.4	301.8	265.9	212.7	230.5	283.6	164.8	189.8	211.9	368.0	August "
መስከረም 2005	284.4	343.5	229.2	266.1	290.3	264.5	199.7	233.7	293.4	165.8	189.6	223.9	383.0	September "
ጥቅምት 2005	282.1	332.1	235.5	264.4	318.2	280.0	204.9	235.1	300.8	165.8	191.1	219.0	380.9	October "
ኅዳር 2005	285.9	346.9	229.0	252.3	278.7	272.6	201.0	239.2	308.2	165.8	191.3	217.1	321.0	November "
ታህሳስ 2005	299.6	370.0	233.8	272.2	276.6	284.8	204.5	240.2	299.5	165.8	192.6	222.9	313.2	December "
ጥር 2005	306.2	385.6	232.1	264.0	261.5	283.9	209.9	237.0	302.3	164.0	190.3	222.2	264.6	January 2013
የካቲት 2005	309.3	385.3	238.3	276.7	258.5	295.3	214.5	237.0	313.9	164.2	192.7	223.2	306.0	February "

ሠንጠረዥ 10ሀ፡- ጠቅላላ የሸማቾች ዋጋ መመዘኛ ኢንዴክስና በሥሩ የተካተቱ ክፍሎች ለኦሮሚያ ክልላዊ መንግሥት

ታህሳስ 1999= 100

Table 10a: General Consumer Price Index and Its Components for the Oromiya Regional State

December 2006 = 100

ወርና ዓመት	ጠቅላላ ኢንዴክስ	ጠቅላላ ምግብ ኢንዴክስ	ጠቅላላ ምግብ ነክ ያልሆኑ ኢንዴክስ	ምግብ ነክ ያልሆኑ የኢንዴክስ ክፍሎች										Month and Year
				Non-food Consumer Price Index Components										
	General Index	Food Total	Non-Food Total	Beverages	Cigarettes and Tobacco	Clothing and Footwear	House Rent, Construction Materials, Water, and Fuel and Power	Furniture, Furnishings, Household Equipment and Operation	Medical Care and Health	Transport and Communication	Recreation, Entertainment and Education	Personal Care and Effects	Miscellaneous Goods	
				መጠጥ	ሲጃራና ትምባሆ	ልብስና መጫሚያ	የቤት ኪራይ፣ የቤት መሥሪያ ዕቃዎች፣ውሃ፣ ነዳጅና ሃይል	የቤት ዕቃዎች የቤት ማስጌጫዎች የቤት ቁሳቁስና የቤት ሠራተኛ ያመወገ	ሕክምና	ትራንስፖርትና መገናኛ	መዝናኛና ትምህርት	የግል ንጽህናና የግል ቋሚ ዕቃዎች	ሌሎች ዕቃዎች	
ታህሳስ 1999	100.0	100.0	100.0	100.0	100.0	100.0	100.0	100.0	100.0	100.0	100.0	100.0	100.0	December 2006
ሐምሌ 1999 - ሰኔ 2000	129.0	138.7	115.0	116.5	108.2	118.7	113.6	123.7	108.9	103.3	107.2	113.4	103.2	July 2007 - June 2008
ሐምሌ 2000 - ሰኔ 2001	179.5	202.0	146.9	182.8	143.8	152.0	142.4	155.0	134.0	106.4	126.3	149.2	118.7	July 2008 - June 2009
ሐምሌ 2001 - ሰኔ 2002	181.5	187.8	172.4	191.7	171.3	192.7	164.4	185.2	155.5	124.3	147.5	182.4	133.1	July 2009 - June 2010
ሐምሌ 2002 - ሰኔ 2003	217.4	222.3	210.3	210.6	227.2	244.1	196.8	231.3	176.6	165.9	192.7	236.9	148.8	July 2010 - June 2011
ሐምሌ 2003 - ሰኔ 2004	294.1	316.4	261.8	278.4	260.4	327.0	223.9	301.9	199.5	204.0	240.9	311.9	199.0	July 2011 - June 2012
2004														2011/2012
የካቲት 2004	296.7	316.8	267.5	286.4	263.5	339.0	223.8	315.3	204.5	204.0	246.4	329.0	198.9	February "
መጋቢት 2004	313.2	341.0	273.1	294.3	275.1	345.4	232.0	321.5	200.9	205.2	245.7	333.4	171.6	March "
ሚያዝያ 2004	319.6	348.4	277.9	298.5	259.2	366.2	229.9	331.8	201.2	205.9	249.6	295.0	213.5	April "
ግንቦት 2004	322.6	348.5	285.3	303.2	267.5	376.2	236.5	339.2	205.8	206.5	250.0	332.0	207.7	May "
ሰኔ 2004	320.3	340.3	291.2	304.3	268.3	379.9	249.4	336.3	205.6	206.7	246.5	342.1	215.5	June "
2005														2012/2013
ሐምሌ 2004	318.6	338.0	290.6	294.7	270.6	386.2	243.2	346.4	207.1	201.8	255.0	341.9	217.8	July 2012
ነሐሴ 2004	323.6	345.6	291.6	300.7	268.9	384.4	243.8	348.4	206.6	198.9	256.4	348.3	225.3	August "
መስከረም 2005	325.0	342.7	299.3	308.7	277.2	393.1	256.9	347.9	207.1	199.4	260.8	343.7	225.0	September "
ጥቅምት 2005	324.8	340.9	301.6	309.4	266.7	401.5	252.5	358.4	212.4	199.4	264.3	347.5	248.5	October "
ኅዳር 2005	322.6	337.2	301.5	310.2	266.5	409.8	248.5	365.3	210.4	199.2	220.0	352.8	252.0	November "
ታህሳስ 2005	321.3	334.7	301.8	313.8	269.9	417.1	246.1	363.4	209.2	199.3	217.9	356.3	240.1	December "
ጥር 2005	324.6	338.8	304.1	314.6	271.8	418.1	251.7	364.0	205.8	193.9	214.6	358.7	243.6	January 2013
የካቲት 2005	327.5	341.6	307.1	309.8	275.7	427.4	253.5	368.4	212.3	193.0	224.5	353.9	246.7	February "

ሠንጠረዥ 11ሀ፡- ጠቅላላ የሸማቾች ዋጋ መመዘኛ ኢንዴክስና በሥሩ የተካተቱ ክፍሎች ለደብብሀ ክልላዊ መንግሥት

ታህሳስ 1999= 100

Table 11a: General Consumer Price Index and Its Components for the SNNP Regional State

December 2006= 100

ወርና ዓመት	ጠቅላላ ኢንዴክስ	ጠቅላላ ምግብ ኢንዴክስ	ጠቅላላ ምግብ ነክ ያልሆኑ ኢንዴክስ	ምግብ ነክ ያልሆኑ የኢንዴክስ ክፍሎች				Non-food Consumer Price Index Components						Month and Year
	General Index	Food Total	Non-Food Total	Beverages	Cigarettes and Tobacco	Clothing and Footwear	House Rent, Construction Materials, Water, and Fuel and Power	Furniture, Furnishings, Household Equipment and Operation	Medical Care and Health	Transport and Communication	Recreation, Entertainment and Education	Personal Care and Effects	Miscellaneous Goods	
ታህሳስ 1999	100.0	100.0	100.0	100.0	100.0	100.0	100.0	100.0	100.0	100.0	100.0	100.0	100.0	December 2006
ሐምሌ 1999 - ሰኔ 2000	125.6	131.1	118.0	118.6	104.0	117.2	117.2	134.3	109.2	124.5	106.8	106.9	106.1	July 2007 - June 2008
ሐምሌ 2000 - ሰኔ 2001	173.9	189.3	152.7	178.0	133.9	155.9	150.4	175.6	119.3	136.1	122.7	128.3	114.2	July 2008 - June 2009
ሐምሌ 2001 - ሰኔ 2002	180.9	180.4	181.6	195.9	160.5	195.0	177.7	211.7	138.4	155.5	140.6	182.1	125.6	July 2009 - June 2010
ሐምሌ 2002 - ሰኔ 2003	216.6	214.3	219.7	217.7	222.1	250.2	215.1	258.1	155.3	184.4	158.2	241.0	129.0	July 2010 - June 2011
ሐምሌ 2003 - ሰኔ 2004	294.1	313.4	267.5	288.0	259.3	319.4	251.0	320.9	175.0	211.5	181.8	310.1	138.9	July 2011 - June 2012
2004														2011/2012
የካቲት 2004	301.5	318.7	277.8	299.6	233.1	334.4	263.2	327.1	171.7	210.7	182.0	326.2	137.7	February "
መጋቢት 2004	310.4	332.1	280.5	306.7	232.3	336.7	264.2	333.7	168.5	212.7	194.2	326.8	138.9	March "
ሚያዝያ 2004	321.5	349.2	283.3	305.4	238.5	339.5	264.6	347.8	196.3	212.9	188.1	333.7	144.8	April "
ግንቦት 2004	319.4	343.7	285.9	317.2	231.2	349.5	262.0	354.6	179.1	212.9	193.7	329.7	147.5	May "
ሰኔ 2004	317.4	340.2	286.1	313.6	228.0	351.0	263.3	353.8	193.3	213.2	191.0	316.7	147.3	June "
2005														2012/2013
ሐምሌ 2004	318.7	334.4	297.0	320.1	275.0	354.0	280.9	362.9	191.2	210.2	203.0	335.7	145.4	July 2012
ነሐሴ 2004	325.8	344.7	299.9	324.1	248.8	354.9	283.5	364.2	192.0	210.3	208.3	368.3	145.5	August "
መስከረም 2005	334.8	355.1	306.8	337.6	237.9	371.9	289.7	367.2	180.9	210.4	204.1	353.1	147.7	September "
ጥቅምት 2005	330.1	344.9	309.6	332.4	232.1	374.4	297.0	372.2	183.8	178.5	209.0	356.9	148.3	October "
ኅዳር 2005	326.5	337.5	311.4	332.0	238.1	377.4	297.7	378.1	196.2	173.6	214.4	353.0	149.2	November "
ታህሳስ 2005	324.0	331.9	313.2	334.2	237.4	380.3	298.5	379.4	198.0	179.5	220.2	354.2	152.4	December "
ጥር 2005	323.3	331.1	312.5	332.1	235.2	382.9	296.3	380.8	198.3	175.1	221.3	355.8	151.0	January 2013
የካቲት 2005	324.7	331.7	315.1	338.1	231.3	387.7	296.0	387.7	204.5	175.2	223.8	362.4	151.8	February "

ሠንጠረዥ 12ሀ፡-ጠቅላላ የሸማቾች ዋጋ መመዘኛ ኢንዴክስና በሥሩ የተካተቱ ክፍሎች ለሶማሊ ክልላዊ መንግስት

ታህሳስ 1999= 100

Table 12a: General Consumer Price Index and Its Components for the Somali Regional State

December 2006 = 100

				ምግብ ነክ ያልሆኑ የኢንዴክስ ክፍሎች			Non-food Consumer Price Index Components							
ወርና ዓመት General Index	ጠቅላላ ኢንዴክስ General Index	ጠቅላላ ምግብ ኢንዴክስ Food Total	ጠቅላላ ምግብ ነክ ያልሆኑ ኢንዴክስ Non-Food Total	መጠጥ Beverages	ሲጃራና ትምባሆ Cigarettes and Tobacco	ልብስና መጫሚያ Clothing and Footwear	የቤት ኪራይ፣ የቤት መሥሪያ ዕቃዎች፣ውሃ፣ ነዳጅና የይል House Rent, Construction Materials, Water, and Fuel and Power	የቤት ዕቃዎች የቤት ማስጌጫዎች የቤት ቁሳቁስና የቤት ሠራተኛ ያመወዝ Furniture, Furnishings, Household Equipment and Operation	ሕክምና Medical Care and Health	ትራንስፖርትና መገናኛ Transport and Communication	መዝናኛና ትምህርት Recreation, Entertainment and Education	የግል ንጽህናና የግል ቋሚ ዕቃዎች Personal Care and Effects	ሌሎች ዕቃዎች Miscellaneous Goods	Month and Year
ታህሳስ 1999	100.0	100.0	100.0	100.0	100.0	100.0	100.0	100.0	100.0	100.0	100.0	100.0	100.0	December 2006
ሐምሌ 1999 - ሰኔ 2000	118.5	124.6	108.5	105.8	109.2	111.4	107.9	107.2	133.1	103.5	100.8	99.7	100.8	July 2007 - June 2008
ሐምሌ 2000 - ሰኔ 2001	170.8	195.9	129.8	134.2	123.1	129.1	128.4	149.6	144.5	115.8	107.8	118.5	131.3	July 2008 - June 2009
ሐምሌ 2001 - ሰኔ 2002	184.9	203.1	155.1	153.3	156.1	154.5	153.1	176.3	189.2	127.7	132.9	131.8	153.6	July 2009 - June 2010
ሐምሌ 2002 - ሰኔ 2003	223.3	246.3	185.8	192.0	156.1	189.7	187.4	207.7	226.8	158.0	167.4	145.8	200.6	July 2010 - June 2011
ሐምሌ 2003 - ሰኔ 2004	279.3	309.6	229.8	241.9	205.1	237.9	227.8	269.9	258.1	201.1	188.7	174.8	220.5	July 2011 - June 2012
2004														2011/2012
የካቲት 2004	280.0	309.9	231.2	241.9	205.1	237.8	230.6	273.5	245.6	201.1	182.4	181.4	225.9	February "
መጋቢት 2004	292.2	328.8	232.4	248.0	205.1	241.6	224.0	295.5	251.2	202.0	185.3	184.3	225.9	March "
ሚያዝያ 2004	294.9	329.9	237.8	261.6	205.1	253.8	224.0	306.8	280.4	208.9	193.7	175.5	230.9	April "
ግንቦት 2004	290.1	322.4	237.2	260.2	205.1	248.6	234.0	278.8	264.7	209.2	191.3	173.0	248.9	May "
ሰኔ 2004	283.8	306.8	246.4	248.9	205.1	265.8	243.4	293.5	285.5	209.6	191.2	178.4	217.6	June "
2005														2012/2013
ሐምሌ 2004	291.4	318.5	247.2	251.9	205.1	267.8	248.9	281.3	244.0	209.6	200.9	176.9	236.0	July 2012
ነሐሴ 2004	297.4	323.0	255.7	256.7	205.1	275.3	253.2	298.0	337.4	207.4	206.5	186.4	238.1	August "
መስከረም 2005	297.5	322.5	256.6	256.6	205.1	289.1	257.3	282.3	283.3	208.8	199.6	186.3	223.3	September "
ጥቅምት 2005	309.2	331.8	272.3	261.6	205.1	295.7	274.9	321.5	340.0	223.2	216.4	182.7	231.1	October "
ኅዳር 2005	308.9	330.4	273.7	258.5	256.4	297.1	268.7	314.5	352.8	223.4	199.8	184.9	236.0	November "
ታህሳስ 2005	309.3	333.0	270.5	261.4	256.4	282.0	265.5	316.1	373.6	223.2	214.2	184.6	247.9	December "
ጥር 2005	308.5	329.5	274.3	269.8	256.4	285.7	264.6	340.8	374.1	223.4	226.8	186.2	238.1	January 2013
የካቲት 2005	299.6	319.8	266.6	258.2	163.5	290.1	267.4	331.4	371.9	223.2	217.0	183.3	240.3	February "

ሠንጠረዥ 13ሀ፡- ጠቅላላ የሸማቾች ዋጋ መመዘኛ ኢንዴክስና በሥሩ የተካተቱ ክፍሎች ለትግራይ ክልላዊ መንግሥት

ታህሳስ 1999= 100

Table 13a: General Consumer Price Index and Its Components for the Tigray Regional State

December 2006 = 100

ወርና ዓመት	ጠቅላላ ኢንዴክስ	ጠቅላላ ምግብ ኢንዴክስ	ጠቅላላ ምግብ ነክ ያልሆኑ ኢንዴክስ	ምግብ ነክ ያልሆኑ የኢንዴክስ ክፍሎች				Non-food Consumer Price Index Components						Month and Year
	General Index	Food Total	Non-Food Total	Beverages	Cigarettes and Tobacco	Clothing and Footwear	House Rent, Construction Materials, Water, and Fuel and Power	Furniture, Furnishings, Household Equipment and Operation	Medical Care and Health	Transport and Communication	Recreation, Entertainment and Education	Personal Care and Effects	Miscellaneous Goods	
				መጠጥ	ሲጃራና ትምባሆ	ልብስና መጫሚያ	የቤት ኪራይ፣ የቤት መሥሪያ ዕቃዎች፣ውሃ፣ ነዳጅና የይል	የቤት ዕቃዎች የቤት ማስጌጫዎች የቤት ቁሳቁስና የቤት ሠራተኛ ያመወዝ	ሕክምና	ትራንስፖርትና መገናኛ	መዝናኛና ትምህርት	የግል ንጽህናና የግል ቋሚ ዕቃዎች	ሌሎች ዕቃዎች	
ታህሳስ 1999	100.0	100.0	100.0	100.0	100.0	100.0	100.0	100.0	100.0	100.0	100.0	100.0	100.0	December 2006
ሐምሌ 1999 - ሰኔ 2000	130.1	143.4	111.7	112.2	101.6	119.7	107.8	120.2	104.7	99.1	105.0	105.8	116.0	July 2007 - June 2008
ሐምሌ 2000 - ሰኔ 2001	183.0	214.8	139.4	188.8	117.4	161.4	131.1	151.8	106.4	101.4	113.3	126.5	134.5	July 2008 - June 2009
ሐምሌ 2001 - ሰኔ 2002	184.8	198.7	165.7	199.1	188.3	205.1	145.5	184.8	121.8	124.6	127.3	184.1	146.6	July 2009 - June 2010
ሐምሌ 2002 - ሰኔ 2003	202.7	209.3	193.7	215.2	213.9	265.9	154.7	214.0	137.1	154.9	157.4	221.1	170.2	July 2010 - June 2011
ሐምሌ 2003 - ሰኔ 2004	266.5	279.0	249.3	288.7	305.3	372.4	181.9	281.2	153.2	181.8	200.8	316.3	192.6	July 2011 - June 2012
2004														2011/2012
የካቲት 2004	270.7	279.4	258.9	298.6	299.2	409.3	181.4	287.4	154.9	178.9	210.8	321.7	189.0	February "
መጋቢት 2004	276.9	289.6	259.4	304.7	326.3	385.4	185.3	306.3	162.8	179.4	219.1	337.0	203.9	March "
ሚያዝያ 2004	284.4	301.6	260.6	302.1	337.6	405.5	176.0	304.7	152.5	180.1	220.4	344.9	207.9	April "
ግንቦት 2004	292.1	308.9	269.0	300.7	309.5	424.5	180.8	310.1	161.0	181.7	219.5	351.0	224.2	May "
ሰኔ 2004	295.7	307.0	280.0	320.6	337.6	406.9	215.8	318.8	168.6	180.2	225.1	351.8	207.9	June "
2005														2012/2013
ሐምሌ 2004	299.6	310.4	284.8	316.3	342.5	422.1	218.9	325.8	164.4	177.4	212.8	341.1	218.2	July 2012
ነሐሴ 2004	307.5	319.6	290.8	316.9	342.5	435.6	220.3	335.1	165.9	177.0	232.4	354.9	217.1	August "
መስከረም 2005	316.5	329.5	298.7	324.9	337.6	455.5	221.4	333.1	167.8	175.5	264.1	367.4	244.0	September "
ጥቅምት 2005	312.5	320.1	302.1	316.2	340.2	466.7	223.7	332.4	169.6	175.4	319.2	362.3	232.2	October "
ኅዳር 2005	314.4	320.3	306.3	330.0	342.5	466.5	225.0	347.2	169.0	175.4	324.0	362.9	259.4	November "
ታህሳስ 2005	308.5	313.4	301.8	339.0	327.5	476.7	214.8	337.8	172.3	175.5	321.6	358.3	228.3	December "
ጥር 2005	309.0	313.0	303.5	337.0	344.6	476.9	210.7	342.2	166.8	184.5	322.3	360.9	268.8	January 2013
የካቲት 2005	311.9	311.0	313.2	349.5	342.5	498.1	215.8	357.5	172.8	184.6	321.2	369.6	268.8	February "

ሠንጠረዥ 1ለ፡- ጠቅላላ ምግብና የምግብ ክፍሎች የሸማቾች ዋጋ መመዘኛ ኢንዴክስ በአገር አቀፍ ደረጃ

ታህሳስ 1999= 100

Table 1b: Consumer Price Index of Total Food and Its Components at Country Level

December 2006 = 100

			በቤት ውስጥ የተወሰዱ የምግብ ዓይነቶች			FOOD TAKEN AT HOME								ከቤት ውጪ የተወሰዱ ምግቦች	
ወርና ዓመት Month and Year	ጠቅላላ ምግብ Food Total	እህል Cereals	ጥራጥሬ Pulses	ዳቦና ሌሎች የተዘጋጁ ምግቦች Bread and other Prepared Food	ሥጋ Meat	ወተት+ ዓይብና እንቁላል Milk,Cheese and Egg	ዘይትና ቅባቶች Oils and Fats	አትክልትና ፍራፍሬ Vegetables and Fruits	ቅመማ ቅመም Spices	ድንችና ሌሎች ሥራሥሮች Potatoes, Other Tubers and Stems	ያልተቆላ ቡናና ሻይ ቅጠል Coffee (beans, whole) and Tea Leaves	ሌሎች ምግቦች Other Food Items	የማስፈጫ አገልግሎት Milling Charges	Food taken away from home	
ታህሳስ 1999	100.0	100.0	100.0	100.0	100.0	100.0	100.0	100.0	100.0	100.0	100.0	100.0	100.0	100.0	December 2006
ሐምሌ 1999 - ሰኔ 2000	137.2	137.2	124.1	137.6	120.0	117.7	152.6	142.0	325.9	125.7	124.5	104.7	113.9	118.7	July 2007 - June 2008
ሐምሌ 2000 - ሰኔ 2001	198.0	239.8	169.9	225.5	149.6	159.5	170.3	168.0	272.1	188.3	143.3	164.7	129.6	151.1	July 2008 - June 2009
ሐምሌ 2001 - ሰኔ 2002	187.2	195.4	167.9	235.5	163.0	184.2	167.4	184.9	217.3	194.3	175.1	196.7	155.2	174.4	July 2009 - June 2010
ሐምሌ 2002 - ሰኔ 2003	216.6	185.6	210.2	247.0	175.5	222.6	249.1	286.2	345.1	234.0	290.6	212.2	173.6	205.1	July 2010 - June 2011
ሐምሌ 2003 - ሰኔ 2004	307.0	277.5	332.6	316.5	273.4	289.9	319.5	349.0	484.9	333.5	417.2	235.2	200.8	273.9	July 2011 - June 2012
2004															2011/2012
የካቲት 2004	308.7	269.9	329.9	326.9	278.0	304.4	288.8	411.4	462.7	329.6	455.2	230.5	210.0	278.2	February "
መጋቢት 2004	328.4	294.0	343.2	335.2	287.6	305.9	306.1	475.7	497.5	360.4	452.2	238.7	216.9	290.1	March "
ሚያዝያ 2004	336.4	298.6	348.9	339.3	312.4	322.0	332.7	507.1	487.2	393.7	436.3	245.2	220.8	292.5	April "
ግንቦት 2004	338.0	302.3	351.4	340.5	345.7	333.8	320.0	464.3	468.8	413.5	414.0	247.3	214.4	304.7	May "
ሰኔ 2004	332.9	306.4	346.9	337.9	345.6	335.5	309.8	374.8	452.6	410.0	391.3	255.2	215.0	308.7	June "
2005															2012/2013
ሐምሌ 2004	332.3	313.3	344.7	341.3	349.2	328.9	302.4	338.7	435.7	389.7	391.4	255.3	220.8	315.6	July 2012
ነሐሴ 2004	340.5	327.3	338.1	348.3	361.3	336.9	309.0	383.6	409.7	399.7	382.2	260.5	226.7	318.9	August "
መስከረም 2005	343.7	334.6	334.1	348.9	372.7	330.1	308.9	391.2	403.7	390.3	383.8	262.3	227.9	326.1	September "
ጥቅምት 2005	338.5	325.4	322.6	352.8	361.8	347.3	300.9	365.8	377.0	397.3	391.3	259.8	226.9	330.2	October "
ኅዳር 2005	335.2	321.2	312.1	352.1	366.5	337.1	300.0	356.1	378.6	405.5	383.0	258.6	226.8	328.2	November "
ታህሳስ 2005	331.3	313.5	303.3	352.1	367.8	339.9	298.2	358.2	358.3	401.3	383.7	262.8	232.3	331.9	December "
ጥር 2005	332.4	311.5	302.3	347.5	376.5	342.9	298.6	385.5	343.1	417.1	380.6	264.5	231.2	331.8	January 2013
የካቲት 2005	333.1	310.3	307.3	346.9	372.7	352.5	295.9	365.6	340.4	427.3	387.3	269.4	234.8	335.3	February "
	7.9	15.0	-6.9	6.1	34.1	15.8	2.5	-11.1	-26.4	29.6	-14.9	16.9	11.8	20.5	

ሠንጠረዥ 2ለ፡- የምግብ ዋጋ መመዘኛ ኢንዴክስ ማጠቃለያ በአገር አቀፍ እና በክልሎች ደረጃ

ታህሳስ 1999= 100

Table 2b: Summary of Consumer Price Indices of Food at Country and Regional Levels

December 2006=100

ወርና ዓመት	Reporting Level												Month and Year
	Eth.	A.A.	Afar	Amhara	B.Gumuz	D.Dawa	Gambela	Harari	Oromia	SNNP	Somalia	Tigray	
ታህሳስ 1999	100.0	100.0	100.0	100.0	100.0	100.0	100.0	100.0	100.0	100.0	100.0	100.0	December 2006
ሐምሌ 1999 - ሰኔ 2000	137.2	134.8	136.1	139.6	148.2	135.4	133.8	130.4	138.7	131.1	124.6	143.4	July 2007 - June 2008
ሐምሌ 2000 - ሰኔ 2001	198.0	190.7	189.5	198.7	226.1	199.5	226.8	205.1	202.0	189.3	195.9	214.8	July 2008 - June 2009
ሐምሌ 2001 - ሰኔ 2002	187.2	198.5	203.8	185.3	199.8	201.2	205.5	210.2	187.8	180.4	203.1	198.7	July 2009 - June 2010
ሐምሌ 2002 - ሰኔ 2003	216.6	227.8	234.2	207.0	207.7	228.2	222.6	253.4	222.3	214.3	246.3	209.3	July 2010 - June 2011
ሐምሌ 2003 - ሰኔ 2004	307.0	294.0	311.6	293.2	346.4	304.0	343.1	337.3	316.4	313.4	309.6	279.0	July 2011 - June 2012
2004													2011/2012
የካቲት 2004	308.7	289.7	309.5	294.1	334.2	300.7	357.2	313.8	316.8	318.7	309.9	279.4	February "
መጋቢት 2004	328.4	308.5	325.1	311.4	370.4	310.3	385.8	347.3	341.0	332.1	328.8	289.6	March "
ሚያዝያ 2004	336.4	317.8	342.8	313.5	372.3	324.0	377.4	391.9	348.4	349.2	329.9	301.6	April "
ግንቦት 2004	338.0	332.8	348.5	319.8	369.8	331.7	381.3	397.7	348.5	343.7	322.4	308.9	May "
ሰኔ 2004	332.9	329.9	345.6	319.1	366.8	326.4	375.5	367.2	340.3	340.2	306.8	307.0	June "
2004													2012/2013
ሐምሌ 2004	332.3	330.8	344.6	323.7	365.1	331.0	384.7	367.6	338.0	334.4	318.5	310.4	July 2012
ነሐሴ 2004	340.5	341.6	352.6	331.2	372.1	346.4	384.7	362.8	345.6	344.7	323.0	319.6	August "
መስከረም 2005	343.7	342.2	374.5	338.6	369.7	362.6	365.9	343.5	342.7	355.1	322.5	329.5	September "
ጥቅምት 2005	338.5	337.5	356.8	329.7	378.5	350.0	355.7	332.1	340.9	344.9	331.8	320.1	October "
ኅዳር 2005	335.2	332.9	345.6	328.3	362.2	343.8	355.5	346.9	337.2	337.5	330.4	320.3	November "
ታህሳስ 2005	331.3	328.6	348.1	321.7	365.6	356.4	353.4	370.0	334.7	331.9	333.0	313.4	December "
ጥር 2005	332.4	328.4	347.7	320.2	351.5	358.3	346.1	385.6	338.8	331.1	329.5	313.0	January 2013
የካቲት 2005	333.1	324.5	336.5	319.1	357.3	338.3	345.8	385.3	341.6	331.7	319.8	311.0	February "
	7.9	12.0	8.7	8.5	6.9	12.5	-3.2	22.8	7.8	4.1	3.2	11.3	

ሠንጠረዥ 3ለ፡- ጠቅላላ የሸማቾች ዋጋ መመዘኛ ኢንዴክስና በሥሩ የተካተቱ ክፍሎች ለአዲስ አበባ ከተማ መስተዳድር

ታህሳስ 1999= 100

Table 3b: Consumer Price Index of Total Food and Its Components for Addis Ababa City Adminstration

December 2006 = 100

			በቤት ውስጥ የተወሰዱ የምግብ ዓይነቶች			FOOD TAKEN AT HOME								ከቤት ውጪ የተወሰዱ ምግቦች	
መርና ዓመት	ጠቅላላ ምግብ Food Total	እህል Cereals	ጥራጥሬ Pulses	ዳቦና ሌሎች የተዘጋጁ ምግቦች Bread and other Prepared Food	ሥጋ Meat	ወተትና ዓይብና እንቁላል Milk,Cheese and Egg	ዘይትና ቅባቶች Oils and Fats	አትክልትና ፍራፍሬ Vegetables and Frults	ቅመማ ቅመም Spices	ድንችና ሌሎች ሥራሥሮች Potatoes, Other Tubers and Stems	ያልተቆላ ቡናና ሻይ ቅጠል Coffee (beans, whole) and Tea Leaves	ሌሎች ምግቦች Other Food Items	የማስፈጫ አገልግሎት Milling Charges	Food taken away from home	Month and Year
ታህሳስ 1999	100.0	100.0	100.0	100.0	100.0	100.0	100.0	100.0	100.0	100.0	100.0	100.0	100.0	100.0	December 2006
ሐምሌ 1999 - ሰኔ 2000	134.8	122.2	134.5	134.6	118.9	129.4	145.3	134.2	320.3	206.6	128.5	105.9	119.7	120.6	July 2007 - June 2008
ሐምሌ 2000 - ሰኔ 2001	190.7	213.2	192.8	217.4	153.7	182.2	166.2	183.0	252.2	288.8	137.3	159.8	139.7	156.1	July 2008 - June 2009
ሐምሌ 2001 - ሰኔ 2002	198.5	199.1	190.8	235.3	169.1	211.6	168.6	194.3	219.4	265.4	181.6	201.7	160.0	199.3	July 2009 - June 2010
ሐምሌ 2002 - ሰኔ 2003	227.8	187.0	238.6	240.8	191.2	234.2	235.1	267.6	322.3	362.4	297.6	214.8	177.8	245.5	July 2010 - June 2011
ሐምሌ 2003 - ሰኔ 2004	294.0	245.3	363.3	283.8	272.6	310.7	311.8	293.6	436.4	457.0	441.9	213.2	223.2	306.0	July 2011 - June 2012
2004															2011/2012
የካቲት 2004	289.7	235.3	376.5	280.5	271.4	324.8	279.3	291.4	411.0	494.7	454.5	217.1	239.8	310.0	February "
መጋቢት 2004	308.5	268.3	379.6	286.7	282.7	334.8	302.6	317.9	433.9	557.7	461.9	217.7	243.8	326.7	March "
ሚያዝያ 2004	317.8	272.6	378.7	306.2	312.1	332.2	319.7	345.4	430.2	563.7	447.7	218.5	249.6	314.9	April "
ግንቦት 2004	332.8	279.1	381.2	316.5	341.8	346.6	317.8	436.5	404.7	651.8	441.5	218.8	250.9	333.9	May "
ሰኔ 2004	329.9	281.9	381.4	327.5	331.4	350.6	316.5	381.6	399.0	574.4	454.5	219.0	249.6	345.3	June "
2005															2012/2013
ሐምሌ 2004	330.8	286.2	380.3	320.9	333.9	360.0	311.2	398.2	399.2	518.6	465.9	219.4	259.5	344.2	July 2012
ነሐሴ 2004	341.6	310.8	378.9	338.8	350.1	370.0	309.6	434.4	384.0	392.7	448.9	220.4	261.1	352.5	August "
መስከረም 2005	342.2	321.5	377.8	313.2	348.9	378.2	312.1	466.4	361.0	361.6	448.1	219.8	267.6	361.7	September "
ጥቅምት 2005	337.5	321.2	378.6	329.3	338.6	387.2	309.1	392.4	328.7	451.1	434.1	220.3	271.3	361.0	October "
ኅዳር 2005	332.9	322.7	373.5	316.8	338.1	385.2	306.3	322.7	365.1	437.6	437.2	220.8	274.9	368.3	November "
ታህሳስ 2005	328.6	315.8	366.4	308.1	339.4	385.9	304.1	327.2	331.2	461.6	437.4	220.7	276.8	368.8	December "
ጥር 2005	328.4	312.6	364.4	304.4	356.2	390.1	310.9	306.9	315.8	471.3	425.2	220.7	278.5	379.6	January 2013
የካቲት 2005	324.5	311.5	365.2	319.1	350.6	387.6	308.3	236.1	308.9	497.0	420.1	223.5	284.6	379.1	February "

ሠንጠረዥ 4ለ፡- ጠቅላላ ምግብና የምግብ ክፍሎች የሸማቾች ዋጋ መመዘኛ ኢንዴክስ ለአፋር ክልላዊ መንግሥት

ታህሳስ 1999= 100

Table 4b: Consumer Price index of Total Food and Its Components for the Afar Regional State

December 2006 = 100

ወርና ዓመት	ጠቅላላ ምግብ Food Total	እህል Cereals	በቤት ውስጥ የተወሰዱ የምግብ ዓይነቶች ጥራጥሬ Pulses	ዳቦና ሌሎች የተዘጋጁ ምግቦች Bread and other Prepared Food	ሥጋ Meat	FOOD TAKEN AT HOME ወተት፡ ዓይብና እንቁላል Milk,Cheese and Egg	ዘይትና ቅባቶች Oils and Fats	አትክልትና ፍራፍሬ Vegetables and Frults	ቅመማ ቅመም Spices	ድንችና ሌሎች ሥራሥሮች Potatoes, Other Tubers and Stems	ያልተቆላ ቡናና ሻይ ቅጠል Coffee (beans, whole) and Tea Leaves	ሌሎች ምግቦች Other Food Items	የማስፈጫ አገልግሎት Milling Charges	ከቤት ውጪ የተወሰዱ ምግቦች Food taken away from home	Month and Year
ታህሳስ 1999	100.0	100.0	100.0	100.0	100.0	100.0	100.0	100.0	100.0	100.0	100.0	100.0	100.0	100.0	December 2006
ሐምሌ 1999 - ሰኔ 2000	136.1	124.6	147.1	127.1	140.1	139.8	151.6	138.8	341.4	151.8	105.8	94.9	101.8	121.1	July 2007 - June 2008
ሐምሌ 2000 - ሰኔ 2001	189.5	206.5	205.3	229.3	178.5	180.0	174.1	192.5	275.7	233.8	143.2	137.1	119.7	170.3	July 2008 - June 2009
ሐምሌ 2001 - ሰኔ 2002	203.8	199.7	194.2	248.0	207.2	223.5	172.5	207.8	214.1	229.1	180.1	190.0	128.0	194.9	July 2009 - June 2010
ሐምሌ 2002 - ሰኔ 2003	234.2	196.8	248.0	273.4	266.4	250.1	219.9	281.0	307.6	281.3	246.5	194.3	150.8	235.0	July 2010 - June 2011
ሐምሌ 2003 - ሰኔ 2004	311.6	283.9	361.5	353.1	378.7	306.9	233.2	303.9	465.3	364.2	379.3	234.7	167.5	295.9	July 2011 - June 2012
2004															2011/2012
የካቲት 2004	309.5	285.9	349.9	356.6	364.4	302.4	229.1	307.7	391.2	306.0	425.7	231.2	174.0	284.6	February "
መጋቢት 2004	325.1	288.4	373.3	366.6	355.1	328.8	230.1	319.1	450.5	395.9	481.9	231.5	168.2	305.8	March "
ሚያዝያ 2004	342.8	304.8	396.4	385.4	478.6	352.4	253.0	350.1	464.9	407.9	429.8	233.9	168.2	302.7	April "
ግንቦት 2004	348.5	307.1	394.5	350.6	487.5	344.6	245.6	415.1	519.5	456.6	433.5	292.1	177.8	319.1	May "
ሰኔ 2004	345.6	311.6	365.7	374.2	496.9	331.9	231.7	414.6	411.6	452.0	460.5	279.0	168.2	326.2	June "
2005															2012/2013
ሐምሌ 2004	344.6	311.0	355.3	378.9	500.7	323.6	258.9	379.9	431.1	403.9	402.2	369.1	168.2	319.9	July 2012
ነሐሴ 2004	352.6	328.5	347.7	379.1	493.6	402.8	258.6	417.4	403.0	403.9	330.9	257.3	168.2	323.9	August "
መስከረም 2005	374.5	337.6	341.4	391.6	564.9	413.7	259.3	501.9	383.0	351.1	429.8	263.4	177.8	352.7	September "
ጥቅምት 2005	356.8	334.5	336.3	352.7	446.8	425.9	237.0	428.5	382.5	392.6	370.8	253.0	177.8	352.0	October "
ኅዳር 2005	345.6	333.6	353.7	343.7	505.4	359.1	243.9	345.2	431.2	385.9	339.1	245.9	169.9	358.6	November "
ታህሳስ 2005	348.1	328.7	322.3	354.9	466.8	410.8	239.2	312.3	354.3	285.3	378.2	247.1	163.6	352.5	December "
ጥር 2005	347.7	334.5	323.3	344.5	545.2	417.5	241.5	269.0	312.9	343.4	303.8	251.9	186.1	360.4	January 2013
የካቲት 2005	336.5	314.8	318.4	359.5	511.4	394.2	233.0	230.5	299.9	283.5	325.9	260.7	196.8	359.2	February "

ሠንጠረዥ 5ለ፡- ጠቅላላ ምግብና የምግብ ክፍሎች የሸማቾች ዋጋ መመዘኛ ኢንዴክስ ለአማራ ክልላዊ መንግሥት

ታህሳስ 1999= 100

Table 5b: Consumer Price Index of Total Food and Its Components for the Amhara Regional State

December 2006 = 100

			በቤት ውስጥ የተወሰዱ የምግብ ዓይነቶች			FOOD TAKEN AT HOME								ከቤት ውጪ የተወሰዱ ምግቦች	
መርና ዓመት	ጠቅላላ ምግብ Food Total	እህል Cereals	ጥራጥሬ Pulses	ዳቦና ሌሎች የተዘጋጁ ምግቦች Bread and other Prepared Food	ሥጋ Meat	ወተት፡ ዓይብና እንቁላል Milk,Cheese and Egg	ዘይትና ቅባቶች Oils and Fats	አትክልትና ፍራፍሬ Vegetables and Fruits	ቅመማ ቅመም Spices	ድንችና ሌሎች ሥራሥሮች Potatoes, Other Tubers and Stems	ያልተቆላ ቡናና ሻይ ቅጠል Coffee (beans, whole) and Tea Leaves	ሌሎች ምግቦች Other Food Items	የማስፈጫ አገልግሎት Milling Charges	Food taken away from home	Month and Year
ታህሳስ 1999	100.0	100.0	100.0	100.0	100.0	100.0	100.0	100.0	100.0	100.0	100.0	100.0	100.0	100.0	December 2006
ሐምሌ 1999 - ሰኔ 2000	139.6	137.6	117.9	131.0	117.8	125.6	161.8	129.4	297.0	122.1	125.2	105.8	106.7	121.4	July 2007 - June 2008
ሐምሌ 2000 - ሰኔ 2001	198.7	231.9	163.4	215.5	144.6	178.9	183.7	160.6	248.5	188.8	140.1	183.2	121.2	158.7	July 2008 - June 2009
ሐምሌ 2001 - ሰኔ 2002	185.3	194.7	155.9	221.4	164.3	206.7	176.1	181.1	199.8	201.0	185.1	212.1	150.5	179.7	July 2009 - June 2010
ሐምሌ 2002 - ሰኔ 2003	207.0	180.9	207.2	228.1	178.5	236.9	259.6	266.6	325.2	232.0	280.2	216.3	172.4	204.1	July 2010 - June 2011
ሐምሌ 2003 - ሰኔ 2004	293.2	259.8	333.5	285.3	277.9	301.1	326.8	310.9	467.7	293.8	425.7	231.3	189.4	264.0	July 2011 - June 2012
2004															2011/2012
የካቲት 2004	294.1	255.4	345.4	293.9	284.7	307.6	289.7	349.8	455.4	296.4	444.2	226.0	191.9	271.6	February "
መጋቢት 2004	311.4	287.6	340.8	303.5	292.4	315.6	304.8	342.3	466.3	313.5	454.4	234.5	190.2	276.1	March "
ሚያዝያ 2004	313.5	289.9	341.7	293.7	320.0	308.6	312.8	343.2	451.5	332.6	443.0	246.5	198.9	276.5	April "
ግንቦት 2004	319.8	294.7	340.6	299.7	344.9	353.8	314.8	366.0	447.2	368.0	424.1	254.8	208.6	291.8	May "
ሰኔ 2004	319.1	298.0	336.9	305.2	346.9	349.0	312.7	378.0	424.8	335.1	412.7	271.9	208.4	292.7	June "
2005															2012/2013
ሐምሌ 2004	323.7	307.7	340.5	306.7	358.5	346.5	306.1	329.8	413.2	325.8	411.9	288.7	212.6	301.9	July 2012
ነሐሴ 2004	331.2	327.3	335.0	311.9	367.2	344.7	314.5	360.4	378.0	314.8	398.5	300.6	214.0	303.1	August "
መስከረም 2005	338.6	339.0	337.3	306.3	377.0	359.6	312.7	398.6	371.5	301.3	397.5	290.4	210.4	312.9	September "
ጥቅምት 2005	329.7	332.5	322.8	299.0	370.8	370.5	307.8	339.0	343.6	285.6	390.7	285.7	216.2	314.9	October "
ኅዳር 2005	328.3	334.8	311.1	307.2	371.0	350.6	306.2	318.6	349.0	296.0	377.2	279.5	205.3	315.0	November "
ታህሳስ 2005	321.7	323.3	300.1	321.8	369.8	355.2	302.6	310.6	339.8	313.9	373.9	278.6	212.9	317.4	December "
ጥር 2005	320.2	321.8	299.3	323.3	379.6	352.3	303.1	294.6	327.9	307.4	374.5	275.2	218.8	316.7	January 2013
የካቲት 2005	319.1	319.9	302.9	322.5	375.3	349.6	302.1	283.0	321.1	296.1	368.2	281.5	224.5	321.9	February "

ሠንጠረዥ 6ለ፡- ጠቅላላ ምግብና የምግብ ክፍሎች የሸማቾች ዋጋ መመዘኛ ኢንዴክስ ለቤኒሻንጉል ጉምዝ ክልላዊ መንግሥት

ታህሳስ 1999= 100

Table 6b: Consumer Price Index of Total Food and Its Components for the Benishangul Gumuz Regional state

December 2006 = 100

			በቤት ውስጥ የተወሰዱ የምግብ ዓይነቶች			FOOD TAKEN AT HOME								ከቤት ውጪ የተወሰዱ ምግቦች	
መርና ዓመት	ጠቅላላ ምግብ Food Total	እህል Cereals	ጥራጥሬ Pulses	ዳቦና ሌሎች የተዘጋጁ ምግቦች Bread and other Prepared Food	ሥጋ Meat	ወተት፡ ዓይብና እንቁላል Milk,Cheese and Egg	ዘይትና ቅባቶች Oils and Fats	አትክልትና ፍራፍሬ Vegetables and Frults	ቅመማ ቅመም Spices	ድንችና ሌሎች ሥራሥሮች Potatoes, Other Tubers and Stems	ያልተቆላ ቡናና ሻይ ቅጠል Coffee (beans, whole) and Tea Leaves	ሌሎች ምግቦች Other Food Items	የማስፈጫ አገልግሎት Milling Charges	Food taken away from home	Month and Year
ታህሳስ 1999	100.0	100.0	100.0	100.0	100.0	100.0	100.0	100.0	100.0	100.0	100.0	100.0	100.0	100.0	December 2006
ሐምሌ 1999 - ሰኔ 2000	148.2	160.9	112.5	129.7	131.1	108.5	142.4	116.6	366.2	127.0	128.5	105.1	111.1	117.8	July 2007 - June 2008
ሐምሌ 2000 - ሰኔ 2001	226.1	297.3	158.6	222.6	172.4	158.4	176.9	149.0	332.9	200.3	134.5	166.3	126.0	150.8	July 2008 - June 2009
ሐምሌ 2001 - ሰኔ 2002	199.8	217.6	163.4	223.5	169.5	195.6	181.4	160.1	274.2	183.9	191.7	198.8	155.8	186.5	July 2009 - June 2010
ሐምሌ 2002 - ሰኔ 2003	207.7	165.9	220.1	225.0	184.9	225.1	260.0	216.4	380.6	220.9	334.4	208.6	159.4	223.3	July 2010 - June 2011
ሐምሌ 2003 - ሰኔ 2004	346.4	362.2	381.3	278.5	262.7	289.7	373.7	272.2	589.5	316.4	457.7	232.8	177.5	291.3	July 2011 - June 2012
2004															2011/2012
የካቲት 2004	334.2	350.5	368.2	245.2	255.9	287.9	367.9	322.8	561.8	357.6	368.3	232.6	166.2	276.1	February "
መጋቢት 2004	370.4	395.8	370.4	281.1	268.0	299.0	375.7	329.1	629.1	362.5	443.8	236.6	191.3	323.6	March "
ሚያዝያ 2004	372.3	398.1	381.2	284.9	274.5	317.3	425.2	352.6	573.4	359.3	402.6	241.3	169.6	329.8	April "
ግንቦት 2004	369.8	390.8	370.8	284.0	309.4	309.3	424.6	332.9	564.0	406.4	389.4	256.0	206.0	328.5	May "
ሰኔ 2004	366.8	374.5	368.6	289.5	336.5	323.2	427.2	332.7	602.0	401.4	395.9	263.4	212.0	326.6	June "
2005															2012/2013
ሐምሌ 2004	365.1	389.5	354.5	294.4	340.2	346.2	399.4	300.5	504.1	396.4	385.1	251.9	212.0	326.8	July 2012
ነሐሴ 2004	372.1	406.4	371.2	312.0	338.9	341.1	417.5	334.1	407.0	383.6	376.3	261.3	213.5	324.7	August "
መስከረም 2005	369.7	402.6	354.6	309.3	353.4	345.7	426.2	363.0	390.7	285.5	381.5	265.3	178.5	322.6	September "
ጥቅምት 2005	378.5	418.1	351.2	304.8	338.0	378.6	409.6	350.3	413.0	384.5	383.4	264.8	211.0	329.5	October "
ኅዳር 2005	362.2	391.0	349.1	321.6	348.4	350.3	416.6	279.6	433.4	353.0	377.0	264.2	205.9	326.9	November "
ታህሳስ 2005	365.6	396.9	340.0	315.8	341.8	349.3	401.9	290.0	474.0	325.4	379.6	262.1	203.6	332.6	December "
ጥር 2005	351.5	362.3	342.3	315.3	343.5	363.5	411.1	304.5	451.1	331.6	370.2	259.2	203.6	337.5	January 2013
የካቲት 2005	357.3	378.2	328.4	317.1	366.5	371.4	409.7	273.0	439.6	334.1	377.8	258.8	206.8	337.2	February "

ሠንጠረዥ 7ለ፡- ጠቅላላ ምግብና የምግብ ክፍሎች የሸማቾች የዋጋ መመዘኛ ኢንዴክስ ለድሬዳዋ አስተዳደር ካውንስል

ታህሳስ 1999 = 100

Table 7b: Consumer Price Index of Total Food and Its Coponents for the Dire Dawa Adminstrative Council

December 2006 = 100

			በቤት ውስጥ የተወሰዱ የምግብ ዓይነቶች			FOOD TAKEN AT HOME								ከቤት ውጪ የተወሰዱ ምግቦች	
ወርና ዓመት	ጠቅላላ ምግብ Food Total	እህል Cereals	ጥራጥሬ Pulses	ዳቦና ሌሎች የተዘጋጁ ምግቦች Bread and other Prepared Food	ሥጋ Meat	ወተት፡ ዓይብና እንቁላል Milk,Cheese and Egg	ዘይትና ቅባቶች Oils and Fats	አትክልትና ፍራፍሬ Vegetables and Frults	ቅመማ ቅመም Spices	ድንችና ሌሎች ሥራሥሮች Potatoes, Other Tubers and Stems	ያልተቆላ ቡናና ሻይ ቅጠል Coffee (beans, whole) and Tea Leaves	ሌሎች ምግቦች Other Food Items	የማስፈጫ አገልግሎት Milling Charges	Food taken away from home	Month and Year
ታህሳስ 1999	100.0	100.0	100.0	100.0	100.0	100.0	100.0	100.0	100.0	100.0	100.0	100.0	100.0	100.0	December 2006
ሐምሌ 1999 - ሰኔ 2000	135.4	140.9	148.3	127.9	107.8	118.5	151.7	132.9	353.5	167.6	133.9	95.4	90.7	114.7	July 2007 - June 2008
ሐምሌ 2000 - ሰኔ 2001	199.5	240.3	197.8	236.8	130.0	177.9	183.5	183.0	298.6	221.9	161.8	114.0	95.5	176.8	July 2008 - June 2009
ሐምሌ 2001 - ሰኔ 2002	201.2	220.8	189.2	243.2	142.4	207.1	179.2	205.8	226.8	196.5	190.4	117.0	104.8	189.0	July 2009 - June 2010
ሐምሌ 2002 - ሰኔ 2003	228.2	223.0	261.8	248.7	156.5	228.0	243.3	292.5	328.6	303.4	224.4	119.1	111.1	225.6	July 2010 - June 2011
ሐምሌ 2003 - ሰኔ 2004	304.0	295.3	397.9	273.6	240.6	305.6	281.2	330.5	478.6	387.2	364.9	123.5	161.1	317.5	July 2011 - June 2012
2004															2011/2012
የካቲት 2004	300.7	287.2	385.2	268.2	230.6	329.1	290.1	341.2	414.8	430.8	388.2	124.4	153.4	278.7	February "
መጋቢት 2004	310.3	301.7	395.8	271.8	232.6	332.1	265.9	357.5	471.9	439.5	330.7	124.6	230.9	367.5	March "
ሚያዝያ 2004	324.0	319.4	404.0	269.6	243.8	333.3	267.1	359.6	449.9	408.2	398.5	124.6	223.7	364.8	April "
ግንቦት 2004	331.7	303.7	413.9	271.4	325.3	336.0	267.4	450.4	431.7	567.7	391.6	126.1	197.5	406.1	May "
ሰኔ 2004	326.4	301.2	413.5	305.2	320.8	337.8	244.0	397.0	418.4	484.0	372.1	125.6	197.5	386.3	June "
2005															2012/2013
ሐምሌ 2004	331.0	301.8	397.6	309.8	330.8	372.0	244.7	385.9	421.2	467.2	399.1	126.9	205.3	380.7	July 2012
ነሐሴ 2004	346.4	321.2	402.1	336.7	331.0	337.8	243.9	424.9	409.0	333.6	411.5	131.5	205.3	436.3	August "
መስከረም 2005	362.6	314.4	391.8	358.5	337.6	383.6	244.2	487.7	380.6	316.6	506.1	131.3	197.5	405.0	September "
ጥቅምት 2005	350.0	318.4	390.8	330.5	321.8	339.4	244.3	406.0	321.0	279.4	465.6	128.9	230.9	442.3	October "
ኅዳር 2005	343.8	316.9	383.2	356.9	325.8	365.8	243.9	398.3	370.6	308.0	405.0	129.0	197.5	430.5	November "
ታህሳስ 2005	356.4	309.0	356.2	365.4	333.3	395.0	262.5	380.2	351.1	323.2	503.0	130.7	201.9	419.7	December "
ጥር 2005	358.3	306.3	340.3	336.0	334.2	389.7	262.3	366.0	336.1	342.4	567.4	128.3	197.5	421.8	January 2013
የካቲት 2005	338.3	311.7	337.8	347.7	326.2	355.4	262.0	286.0	315.1	306.3	458.2	131.2	193.6	416.2	February "

ሠንጠረዥ 8ለ፡- ጠቅላላ ምግብና የምግብ ክፍሎች የሸማቾች ዋጋ መመዘኛ ኢንዴክስ ለጋምቤላ ሕዝቦች ክልላዊ መንግሥት

ታህሳስ 1999= 100

Table 8b: Consumer Price Index of Total Food and Its Components for the Gambela Peoples Regional State

December 2006 = 100

			በቤት ውስጥ የተወሰዱ የምግብ ዓይነቶች			FOOD TAKEN AT HOME								ከቤት ውጪ የተወሰዱ ምግቦች	
መርና ዓመት	ጠቅላላ ምግብ Food Total	እህል Cereals	ጥራጥሬ Pulses	ዳቦና ሌሎች የተዘጋጁ ምግቦች Bread and other Prepared Food	ሥጋ Meat	ወተት፥ ዓይብና እንቁላል Milk,Cheese and Egg	ዘይትና ቅባቶች Oils and Fats	አትክልትና ፍራፍሬ Vegetables and Fruits	ቅመማ ቅመም Spices	ድንችና ሌሎች ሥራሥሮች Potatoes, Other Tubers and Stems	ያልተቆላ ቡናና ሻይ ቅጠል Coffee (beans, whole) and Tea Leaves	ሌሎች ምግቦች Other Food Items	የማስፈጫ አገልግሎት Milling Charges	Food taken away from home	Month and Year
ታህሳስ 1999	100.0	100.0	100.0	100.0	100.0	100.0	100.0	100.0	100.0	100.0	100.0	100.0	100.0	100.0	December 2006
ሐምሌ 1999 - ሰኔ 2000	133.8	124.8	141.2	167.1	131.8	131.5	150.1	138.5	411.3	142.3	124.0	112.4	110.4	133.2	July 2007 - June 2008
ሐምሌ 2000 - ሰኔ 2001	226.8	253.3	294.1	360.5	153.4	201.1	167.9	224.5	313.5	219.5	122.9	165.6	126.7	167.0	July 2008 - June 2009
ሐምሌ 2001 - ሰኔ 2002	205.5	193.2	289.8	370.4	171.4	250.7	166.1	262.9	205.7	195.9	152.3	189.4	125.6	175.8	July 2009 - June 2010
ሐምሌ 2002 - ሰኔ 2003	222.6	178.6	348.6	352.0	188.4	293.0	214.5	319.4	396.3	231.4	295.5	203.0	130.4	208.1	July 2010 - June 2011
ሐምሌ 2003 - ሰኔ 2004	343.1	324.3	434.0	427.0	275.2	393.0	296.1	463.5	549.5	317.6	392.8	244.1	181.8	273.3	July 2011 - June 2012
2004															2011/2012
የካቲት 2004	357.2	315.8	401.6	421.5	307.1	414.9	292.2	612.6	486.6	310.4	380.7	243.7	184.1	271.3	February "
መጋቢት 2004	385.8	354.0	514.9	476.3	317.3	439.0	297.0	605.5	600.1	360.3	333.5	232.6	170.8	272.7	March "
ሚያዝያ 2004	377.4	339.1	484.3	477.8	308.2	453.0	308.4	590.8	608.3	363.1	368.4	247.7	224.9	352.8	April "
ግንቦት 2004	381.3	349.5	485.5	473.5	322.6	466.5	309.7	574.5	608.3	340.7	343.3	250.9	222.3	355.5	May "
ሰኔ 2004	375.5	358.9	544.9	512.3	321.6	500.2	306.4	441.2	591.9	360.9	318.6	265.1	236.2	315.5	June "
2005															2012/2013
ሐምሌ 2004	384.7	372.2	533.7	489.6	336.3	401.1	290.4	486.4	583.9	353.4	310.5	265.1	170.8	324.5	July 2012
ነሐሴ 2004	384.7	372.2	533.7	489.6	336.3	401.1	290.4	486.4	583.9	353.4	310.5	265.1	170.8	324.5	August "
መስከረም 2005	365.9	331.7	510.5	573.1	335.4	483.5	307.6	472.8	547.4	347.1	313.7	265.1	225.4	336.5	September "
ጥቅምት 2005	355.7	311.6	554.6	575.9	351.9	509.5	297.7	419.5	559.3	354.1	304.0	265.1	211.9	336.5	October "
ኅዳር 2005	355.5	311.1	492.7	558.4	352.8	496.1	294.9	459.6	486.6	362.2	312.8	265.1	207.6	336.5	November "
ታህሳስ 2005	353.4	312.4	507.4	542.5	354.7	485.4	299.6	432.1	486.6	364.0	298.0	265.1	227.6	336.5	December "
ጥር 2005	346.1	295.1	505.9	534.7	374.5	504.9	304.1	412.7	462.3	362.1	307.3	265.1	205.4	335.0	January 2013
የካቲት 2005	345.8	287.4	489.3	549.5	362.3	527.1	293.9	466.0	425.8	365.0	302.9	274.1	216.2	335.0	February "

ሠንጠረዥ 9ለ፡- ጠቅላላ ምግብና የምግብ ክፍሎች የሸማቾች ዋጋ መመዘኛ ኢንዴክስ ለሐረሪ ክልላዊ መንግሥት

ታህሳስ 1999= 100

Table 9b: Consumer Price Index of Total Food and Its Components for the Harari People Regional State

December 2006 = 100

			በቤት ውስጥ የተወሰዱ የምግብ ዓይነቶች			FOOD TAKEN AT HOME								ከቤት ውጪ የተወሰዱ ምግቦች	
መርና ዓመት	ጠቅላላ ምግብ Food Total	እህል Cereals	ጥራጥሬ Pulses	ዳቦና ሌሎች የተዘጋጁ ምግቦች Bread and other Prepared Food	ሥጋ Meat	ወተት፥ ዓይብና እንቁላል Milk,Cheese and Egg	ዘይትና ቅባቶች Oils and Fats	አትክልትና ፍራፍሬ Vegetables and Frults	ቅመማ ቅመም Spices	ድንችና ሌሎች ሥራሥሮች Potatoes, Other Tubers and Stems	ያልተቆላ ቡናና ሻይ ቅጠል Coffee (beans, whole) and Tea Leaves	ሌሎች ምግቦች Other Food Items	የማስፈጫ አገልግሎት Milling Charges	Food taken away from home	Month and Year
ታህሳስ 1999	100.0	100.0	100.0	100.0	100.0	100.0	100.0	100.0	100.0	100.0	100.0	100.0	100.0	100.0	December 2006
ሐምሌ 1999 - ሰኔ 2000	130.4	128.3	129.6	124.0	112.4	120.7	160.5	154.9	312.5	182.1	119.6	101.4	101.9	123.1	July 2007 - June 2008
ሐምሌ 2000 - ሰኔ 2001	205.1	228.0	164.6	244.8	141.2	154.9	191.3	171.7	285.4	227.0	216.9	120.4	125.9	177.8	July 2008 - June 2009
ሐምሌ 2001 - ሰኔ 2002	210.2	209.5	171.6	221.5	150.4	159.0	184.9	200.4	188.1	175.6	285.7	123.0	136.7	192.3	July 2009 - June 2010
ሐምሌ 2002 - ሰኔ 2003	253.4	203.9	267.4	226.9	174.9	195.3	261.3	291.6	264.8	281.8	415.7	125.3	140.2	222.3	July 2010 - June 2011
ሐምሌ 2003 - ሰኔ 2004	337.3	261.1	357.3	269.3	280.1	263.9	281.8	303.0	419.0	335.9	613.9	130.9	186.7	317.6	July 2011 - June 2012
2004															2011/2012
የካቲት 2004	313.8	258.6	329.7	270.9	244.2	261.9	264.6	334.8	390.5	360.0	506.8	128.6	205.2	311.3	February "
መጋቢት 2004	347.3	272.6	354.1	275.2	272.3	261.5	265.6	322.7	408.5	350.9	643.0	129.5	204.2	329.0	March "
ሚያዝያ 2004	391.9	281.0	362.5	261.9	322.3	263.6	385.6	370.4	402.6	439.7	804.4	133.6	199.1	324.9	April "
ግንቦት 2004	397.7	288.4	345.1	272.1	367.0	276.0	322.3	374.6	386.7	433.8	806.5	135.2	204.2	372.0	May "
ሰኔ 2004	367.2	280.9	359.0	293.4	369.0	271.8	324.9	376.6	401.3	397.6	634.1	140.2	187.3	393.7	June "
2005															2012/2013
ሐምሌ 2004	367.6	289.9	337.5	290.5	374.7	268.7	263.7	382.3	364.8	351.3	638.0	139.3	216.0	422.5	July 2012
ነሐሴ 2004	362.8	296.5	331.7	287.0	366.6	268.7	264.0	395.9	387.8	312.2	609.0	138.4	227.4	407.6	August "
መስከረም 2005	343.5	311.7	324.3	269.3	350.9	300.2	267.5	463.0	344.3	286.3	470.4	136.7	239.6	431.4	September "
ጥቅምት 2005	332.1	318.4	287.9	276.4	390.8	318.5	258.6	389.0	325.4	248.5	420.6	136.7	192.2	413.6	October "
ኅዳር 2005	346.9	322.1	303.9	247.7	383.0	297.7	281.8	399.4	327.1	304.7	511.1	136.7	204.2	382.9	November "
ታህሳስ 2005	370.0	317.2	292.3	258.5	376.1	290.0	248.6	376.7	321.1	323.4	640.2	135.9	207.9	429.0	December "
ጥር 2005	385.6	312.4	291.1	251.1	434.0	305.3	251.0	355.5	314.8	286.3	731.1	136.7	204.2	407.1	January 2013
የካቲት 2005	385.3	310.4	282.5	258.0	402.2	306.3	250.8	275.0	302.7	336.2	761.3	138.4	198.1	394.2	February "

ሠንጠረዥ 10ለ፡- ጠቅላላ ምግብና የምግብ ክፍሎች የሸማቾች ዋጋ መመዘኛ ኢንዴክስ ለኦሮሚያ ክልላዊ መንግሥት

ታህሳስ 1999= 100

Table 10b:Consumer Price Index of Total Food and Its Components for the Oromiya Regional State

December 2006 = 100

			በቤት ውስጥ የተወሰዱ የምግብ ዓይነቶች			FOOD TAKEN AT HOME								ከቤት ውጪ የተወሰዱ ምግቦች	
መርና ዓመት	ጠቅላላ ምግብ Food Total	እህል Cereals	ጥራጥሬ Pulses	ዳቦና ሌሎች የተዘጋጁ ምግቦች Bread and other Prepared Food	ሥጋ Meat	ወተት፥ ዓይብና እንቁላል Milk,Cheese and Egg	ዘይትና ቅባቶች Oils and Fats	አትክልትና ፍራፍሬ Vegetables and Frults	ቅመማ ቅመም Spices	ድንችና ሌሎች ሥራሥሮች Potatoes, Other Tubers and Stems	ያልተቆላ ቡናና ሻይ ቅጠል Coffee (beans, whole) and Tea Leaves	ሌሎች ምግቦች Other Food Items	የማስፈጫ አገልግሎት Milling Charges	Food taken away from home	Month and Year
ታህሳስ 1999	100.0	100.0	100.0	100.0	100.0	100.0	100.0	100.0	100.0	100.0	100.0	100.0	100.0	100.0	December 2006
ሐምሌ 1999 - ሰኔ 2000	138.7	137.3	127.0	147.9	119.9	116.4	151.9	147.1	379.6	134.7	121.9	102.5	118.2	122.6	July 2007 - June 2008
ሐምሌ 2000 - ሰኔ 2001	202.0	242.8	175.2	238.0	152.0	155.2	163.5	176.6	314.2	204.1	142.0	161.6	133.9	156.2	July 2008 - June 2009
ሐምሌ 2001 - ሰኔ 2002	187.8	193.2	174.6	248.0	161.2	175.7	160.5	192.8	253.7	202.1	171.0	197.2	158.1	181.4	July 2009 - June 2010
ሐምሌ 2002 - ሰኔ 2003	222.3	185.7	219.2	261.5	170.6	217.1	252.2	290.3	396.4	268.4	282.8	208.5	176.0	215.2	July 2010 - June 2011
ሐምሌ 2003 - ሰኔ 2004	222.3	185.7	219.2	261.5	170.6	217.1	252.2	290.3	396.4	268.4	282.8	208.5	176.0	215.2	July 2011 - June 2012
2004															2011/2012
የካቲት 2004	316.8	278.7	348.0	347.8	268.5	299.6	289.6	409.6	504.3	326.6	464.1	226.4	210.9	285.1	February "
መጋቢት 2004	341.0	299.6	377.6	355.7	281.7	305.9	303.8	508.7	559.0	402.6	452.9	236.9	220.7	306.8	March "
ሚያዝያ 2004	348.4	303.3	386.4	363.4	304.8	329.5	336.8	497.5	564.9	442.2	432.0	240.6	223.8	313.9	April "
ግንቦት 2004	348.5	303.1	393.7	365.4	346.0	336.1	322.4	490.1	522.6	464.4	414.7	239.6	213.6	322.8	May "
ሰኔ 2004	340.3	308.3	385.9	349.3	339.3	340.3	306.0	400.2	503.5	443.3	386.0	250.4	213.8	324.7	June "
2005															2012/2013
ሐምሌ 2004	338.0	313.3	380.8	359.0	337.4	333.0	295.1	331.5	474.5	438.0	390.1	242.4	220.7	333.9	July 2012
ነሐሴ 2004	345.6	325.1	367.1	365.1	354.9	335.8	305.5	364.6	445.8	473.8	373.4	252.3	216.0	339.5	August "
መስከረም 2005	342.7	328.4	361.6	371.8	369.7	324.0	301.7	378.9	450.3	394.6	377.2	261.7	224.3	343.3	September "
ጥቅምት 2005	340.9	321.3	348.3	383.7	352.7	342.7	290.9	365.9	421.0	411.3	395.9	257.2	218.6	350.6	October "
ኅዳር 2005	337.2	318.8	336.1	377.4	362.6	330.7	292.0	363.1	413.2	409.7	386.9	256.8	229.1	344.3	November "
ታህሳስ 2005	334.7	311.6	326.5	369.6	365.2	333.7	292.8	367.6	385.1	413.0	393.1	264.0	234.0	350.1	December "
ጥር 2005	338.8	311.2	325.6	359.5	372.6	335.7	288.1	424.6	369.2	454.0	388.6	267.6	230.7	348.2	January 2013
የካቲት 2005	341.6	309.0	334.7	359.3	371.5	354.3	280.9	384.0	366.0	485.7	403.5	274.9	233.6	356.6	February "

ሠንጠረዥ 11ለ፡- ጠቅላላ ምግብና የምግብ ክፍሎች የሸማቾች የዋጋ መመዘኛ ኢንዴክስ ለደብብሀ ክልላዊ መንግሥት

ታህሳስ 1999= 100

Table 11b: Consumer Price Index of Total Food and Its Components for the SNNP Regional State

December 2006 = 100

			በቤት ውስጥ የተወሰዱ የምግብ ዓይነቶች			FOOD TAKEN AT HOME								ከቤት ውጪ የተወሰዱ ምግቦች	
ወርና ዓመት	ጠቅላላ ምግብ Food Total	እህል Cereals	ጥራጥሬ Pulses	ዳቦና ሌሎች የተዘጋጁ ምግቦች Bread and other Prepared Food	ሥጋ Meat	ወተት፥ ዓይብና እንቁላል Milk,Cheese and Egg	ዘይትና ቅባቶች Oils and Fats	አትክልትና ፍራፍሬ Vegetables and Frults	ቅመማ ቅመም Spices	ድንችና ሌሎች ሥራሥሮች Potatoes, Other Tubers and Stems	ያልተቆላ ቡናና ሻይ ቅጠል Coffee (beans, whole) and Tea Leaves	ሌሎች ምግቦች Other Food Items	የማስፈጫ አገልግሎት Milling Charges	Food taken away from home	Month and Year
ታህሳስ 1999	100.0	100.0	100.0	100.0	100.0	100.0	100.0	100.0	100.0	100.0	100.0	100.0	100.0	100.0	December 2006
ሐምሌ 1999 - ሰኔ 2000	131.1	136.1	122.9	126.9	121.5	119.2	143.7	146.8	264.5	117.1	132.2	112.2	106.0	107.1	July 2007 - June 2008
ሐምሌ 2000 - ሰኔ 2001	189.3	237.2	156.7	220.2	152.6	159.1	167.3	156.8	227.9	173.1	145.0	175.6	121.2	127.3	July 2008 - June 2009
ሐምሌ 2001 - ሰኔ 2002	180.4	186.1	161.7	232.0	165.8	193.9	169.5	175.9	193.9	185.8	168.0	203.6	138.7	146.6	July 2009 - June 2010
ሐምሌ 2002 - ሰኔ 2003	214.3	186.2	187.3	245.8	171.7	228.5	232.0	309.8	331.3	203.4	315.9	225.5	167.7	179.3	July 2010 - June 2011
ሐምሌ 2003 - ሰኔ 2004	313.4	300.2	267.9	328.2	276.2	289.0	283.5	398.1	457.2	305.5	444.8	267.7	185.5	253.1	July 2011 - June 2012
2004															2011/2012
የካቲት 2004	318.7	275.1	263.4	337.2	288.7	313.4	273.4	501.0	434.5	333.9	454.7	273.6	180.7	265.1	February "
መጋቢት 2004	332.1	295.8	267.1	342.7	292.7	296.3	306.9	573.7	496.3	328.3	445.5	283.9	197.1	269.8	March "
ሚያዝያ 2004	349.2	300.7	277.3	356.9	310.9	303.6	357.2	696.9	461.1	359.1	429.4	297.1	198.7	269.2	April "
ግንቦት 2004	343.7	316.7	277.9	357.3	343.2	318.1	317.0	513.5	450.6	373.3	384.9	299.6	184.8	274.3	May "
ሰኔ 2004	340.2	326.6	276.4	367.1	355.5	319.1	299.6	343.5	452.1	390.1	377.8	295.7	195.2	281.4	June "
2005															2012/2013
ሐምሌ 2004	334.4	333.9	275.4	357.5	354.8	307.9	295.7	342.0	444.3	356.2	362.9	296.8	188.2	284.3	July 2012
ነሐሴ 2004	344.7	344.5	279.6	363.8	362.4	326.3	290.8	421.6	437.9	350.0	385.0	296.7	190.4	285.2	August "
መስከረም 2005	355.1	351.8	271.6	366.2	368.2	324.6	304.0	384.2	427.0	400.3	386.9	295.6	189.1	294.0	September "
ጥቅምት 2005	344.9	327.6	263.5	371.2	362.9	331.3	301.7	370.5	407.4	400.9	382.2	296.7	190.1	294.8	October "
ኅዳር 2005	337.5	300.2	255.7	376.9	365.1	336.1	292.1	380.2	395.9	417.2	372.1	293.1	183.4	293.0	November "
ታህሳስ 2005	331.9	294.1	255.4	376.1	368.3	338.8	289.1	390.8	366.9	403.5	351.9	297.8	188.1	297.2	December "
ጥር 2005	331.1	290.0	252.4	372.5	372.0	341.1	294.6	415.6	356.1	401.6	344.1	300.4	185.6	298.0	January 2013
የካቲት 2005	331.7	290.8	250.5	367.0	371.1	339.4	301.5	439.1	366.6	396.5	343.6	304.1	188.1	294.4	February "

ሠንጠረዥ 12ለ፡- ጠቅላላ ምግብና የምግብ ክፍሎች የሸማቾች ዋጋ መመዘኛ ኢንዴክስ ለሶማሊ ክልላዊ መንግሥት

ታህሳስ 1999= 100

Table 12b: Consumer Price Index of Total Food and Its Components for the Somali Regional State

December 2006 = 100

			በቤት ውስጥ የተወሰዱ የምግብ ዓይነቶች			FOOD TAKEN AT HOME								ከቤት ውጪ	
ወርና ዓመት	ጠቅላላ ምግብ	እህል	ጥራጥሬ	ዳቦና ሌሎች የተዘጋጁ ምግቦች	ሥጋ	ወተት፥ ዓይብና እንቁላል	ዘይትና ቅባቶች	አትክልትና ፍራፍሬ	ቅመማ ቅመም	ድንችና ሌሎች ሥራሥሮች	ያልተቆላ ቡናና ሻይ ቅጠል	ሌሎች ምግቦች	የማስፈጫ አገልግሎት	የተወሰዱ ምግቦች	Month and Year
	Food Total	Cereals	Pulses	Bread and other Prepared Food	Meat	Milk,Cheese and Egg	Oils and Fats	Vegetables and Fruits	Spices	Potatoes, Other Tubers and Stems	Coffee (beans, whole) and Tea Leaves	Other Food Items	Milling Charges	Food taken away from home	
ታህሳስ 1999	100.0	100.0	100.0	100.0	100.0	100.0	100.0	100.0	100.0	100.0	100.0	100.0	100.0	100.0	December 2006
ሐምሌ 1999 - ሰኔ 2000	124.6	136.0	124.9	120.3	126.3	103.1	138.8	128.3	299.8	145.0	115.8	102.8	99.2	120.5	July 2007 - June 2008
ሐምሌ 2000 - ሰኔ 2001	195.9	246.5	175.9	207.5	167.3	171.8	175.4	163.7	272.0	220.7	149.0	152.1	110.4	157.8	July 2008 - June 2009
ሐምሌ 2001 - ሰኔ 2002	203.1	230.5	173.9	223.6	202.5	194.7	172.8	182.3	194.7	191.1	188.0	159.8	119.9	193.0	July 2009 - June 2010
ሐምሌ 2002 - ሰኔ 2003	246.3	243.2	233.3	220.8	254.6	237.5	239.5	265.1	317.6	270.0	280.7	230.8	127.8	227.6	July 2010 - June 2011
ሐምሌ 2003 - ሰኔ 2004	309.6	338.0	321.2	270.5	383.4	295.3	294.3	316.0	474.7	338.0	271.1	283.1	154.2	300.7	July 2011 - June 2012
2004															2011/2012
የካቲት 2004	309.9	329.1	315.2	277.1	387.4	324.1	293.8	317.9	436.1	302.9	293.2	240.5	151.3	314.9	February "
መጋቢት 2004	328.8	346.1	317.1	279.4	427.3	323.5	294.3	333.4	458.3	382.0	352.2	250.3	170.1	298.6	March "
ሚያዝያ 2004	329.9	351.1	318.1	282.2	439.7	314.4	308.5	359.6	458.3	363.2	325.5	269.9	177.9	318.9	April "
ግንቦት 2004	322.4	335.7	312.8	299.7	455.9	332.6	296.8	444.6	433.3	545.3	277.4	269.1	175.5	314.5	May "
ሰኔ 2004	306.8	319.6	315.4	286.7	459.8	310.5	274.2	413.4	405.5	404.2	243.6	276.4	168.8	353.0	June "
2005															2012/2013
ሐምሌ 2004	318.5	329.4	299.9	290.5	469.8	314.5	294.1	409.9	416.7	382.3	284.3	276.9	175.5	343.0	July 2012
ነሐሴ 2004	323.0	339.2	319.4	293.5	478.6	346.3	296.6	386.1	416.7	345.3	269.5	272.4	175.5	338.0	August "
መስከረም 2005	322.5	341.2	310.9	299.0	487.0	315.7	300.8	461.0	400.0	333.3	274.6	259.6	175.5	344.9	September "
ጥቅምት 2005	331.8	343.4	314.1	297.3	488.3	368.9	294.4	433.4	377.8	281.5	284.9	267.3	172.7	373.2	October "
ኅዳር 2005	330.4	343.5	302.7	302.5	486.6	363.6	290.8	389.4	322.1	275.9	288.7	271.4	184.1	372.0	November "
ታህሳስ 2005	333.0	353.3	300.2	304.9	504.3	347.2	291.8	383.9	319.3	281.5	288.8	277.5	184.1	366.5	December "
ጥር 2005	329.5	340.9	299.0	301.8	529.5	365.2	294.1	325.6	313.9	297.7	285.8	275.4	184.1	373.3	January 2013
የካቲት 2005	319.8	329.8	305.5	302.3	496.9	350.0	294.0	285.1	313.9	295.2	279.5	272.1	184.1	370.7	February "

ሠንጠረዥ 13ለ፡- ጠቅላላ ምግብና የምግብ ክፍሎች የሸማቾች ዋጋ መመዘኛ ኢንዴክስ ለትግራይ ክልላዊ መንግሥት

ታህሳስ 1999= 100

Table 13b: Consumer Price Index of Total Food and Its Components for the Tigray Regional State

December 2006 = 100

			በቤት ውስጥ የተወሰዱ የምግብ ዓይነቶች			FOOD TAKEN AT HOME								ከቤት ውጪ የተወሰዱ ምግቦች	
ወርና ዓመት	ጠቅላላ ምግብ Food Total	እህል Cereals	ጥራጥሬ Pulses	ዳቦና ሌሎች የተዘጋጁ ምግቦች Bread and other Prepared Food	ሥጋ Meat	ወተትና ዓይብና እንቁላል Milk,Cheese and Egg	ዘይትና ቅባቶች Oils and Fats	አትክልትና ፍራፍሬ Vegetables and Fruits	ቅመማ ቅመም Spices	ድንችና ሌሎች ሥራሥሮች Potatoes, Other Tubers and Stems	ያልተቆላ ቡናና ሻይ ቅጠል Coffee (beans, whole) and Tea Leaves	ሌሎች ምግቦች Other Food Items	የማስፈጫ አገልግሎት Milling Charges	Food taken away from home	Month and Year
ታህሳስ 1999	100.0	100.0	100.0	100.0	100.0	100.0	100.0	100.0	100.0	100.0	100.0	100.0	100.0	100.0	December 2006
ሐምሌ 1999 - ሰኔ 2000	143.4	138.5	129.3	126.5	122.8	114.8	166.5	122.5	345.0	149.0	127.1	104.2	113.7	124.7	July 2007 - June 2008
ሐምሌ 2000 - ሰኔ 2001	214.8	254.3	180.2	200.9	140.6	158.9	186.5	155.0	287.1	216.1	147.2	156.4	131.2	161.2	July 2008 - June 2009
ሐምሌ 2001 - ሰኔ 2002	198.7	218.5	175.5	222.7	155.8	184.5	176.0	160.4	191.5	209.0	189.6	197.1	163.5	187.9	July 2009 - June 2010
ሐምሌ 2002 - ሰኔ 2003	209.3	196.3	191.3	241.5	182.0	217.9	260.7	223.3	284.5	242.2	302.4	204.7	173.8	215.5	July 2010 - June 2011
ሐምሌ 2003 - ሰኔ 2004	279.0	248.8	261.1	319.7	289.5	290.0	318.4	280.8	420.6	319.5	482.4	206.9	219.5	299.6	July 2011 - June 2012
2004															2011/2012
የካቲት 2004	279.4	246.8	262.6	344.1	281.6	298.5	317.0	279.0	410.8	304.1	502.7	208.0	261.9	300.8	February "
መጋቢት 2004	289.6	261.2	269.7	352.3	283.1	273.4	329.0	283.4	433.0	345.9	507.7	208.4	262.3	307.6	March "
ሚያዝያ 2004	301.6	278.8	267.2	364.6	321.1	284.3	318.7	286.8	426.1	367.9	509.4	202.9	264.8	313.1	April "
ግንቦት 2004	308.9	283.6	260.6	339.5	341.4	337.8	321.3	321.5	419.5	387.5	505.2	206.4	244.1	346.9	May "
ሰኔ 2004	307.0	279.9	265.3	358.2	347.5	344.9	333.5	312.2	399.8	353.8	468.8	213.9	241.8	362.2	June "
2005															2012/2013
ሐምሌ 2004	310.4	284.8	260.9	356.9	360.9	339.1	336.3	317.4	391.5	331.9	454.0	221.1	253.8	368.5	July 2012
ነሐሴ 2004	319.6	295.4	262.8	373.5	365.6	340.2	350.7	348.8	385.2	333.8	436.9	221.1	319.4	375.2	August "
መስከረም 2005	329.5	313.9	255.1	363.7	375.4	348.0	342.1	399.6	366.4	284.5	420.9	220.9	303.1	383.4	September "
ጥቅምት 2005	320.1	301.5	252.8	360.5	374.8	391.2	327.3	359.6	336.9	292.5	409.6	216.0	304.4	391.4	October "
ኅዳር 2005	320.3	307.5	247.1	347.6	370.3	361.8	332.2	301.4	352.6	374.7	412.9	217.2	280.4	396.3	November "
ታህሳስ 2005	313.4	303.4	235.2	342.4	370.8	344.2	324.0	274.5	325.8	317.3	393.3	216.3	287.4	396.5	December "
ጥር 2005	313.0	301.4	237.6	347.2	385.8	362.7	335.5	261.7	295.5	316.8	398.7	222.6	284.0	397.8	January 2013
የካቲት 2005	311.0	303.8	240.8	347.6	362.9	352.1	336.6	229.9	295.4	290.2	390.0	222.6	287.1	398.7	February "

Expenditure Item	Units	Item Code	New Weight adj.	April	May	June	July	August	September
		ADDIS ABABA							
GENERAL (All Items)			**100.00**						
Non Food Total			**58.99**						
FOOD TOTAL (A+B)			**41.01**						
A. Food Taken at Home			**37.83**						
1. Cereals Un-milled			**10.71**						
Teff mixed	Kg.	00002	4.69	11.93	12.41	12.52	12.66	13.94	14.56
Teff white	"	00001	2.56	13.31	13.59	13.75	13.98	15.43	15.81
Teff black	"	00003	1.68	10.24	10.46	10.64	10.89	12.18	12.78
Wheat white	"	00004	1.35	9.57	9.51	9.52	9.63	9.55	9.60
Maize	"	00010	0.22	6.46	6.31	6.44	6.76	6.71	6.79
Barley black	"	00008	0.07	9.06	9.01	8.94	8.91	8.89	9.32
Rice	"	00016	0.16	14.85	14.76	14.71	14.64	14.76	14.66
2. Pulses sub total (2.1+2.2)			**2.44**						
2.1 Pulses Un-milled			**0.16**						
Chick peas	Kg.	00205	0.04	13.38	13.52	13.46	13.55	13.54	13.65
Lentils	"	00206	0.11	21.19	21.11	20.45	20.95	20.81	20.73
2.2 Pulses milled			**2.29**						
Lentils split	Kg.	00308	0.78	26.93	26.87	27.12	27.04	26.96	27.06
Peas milled	"	00302	0.70	34.70	35.61	35.45	35.26	35.14	34.98
Vetch milled	"	00304	0.19	14.00	14.00	14.00	14.00	14.00	14.00
Mixed pulses milled	"	00303	0.25	30.33	29.69	30.26	30.23	30.23	30.26
Peas split	"	00305	0.23	19.50	19.11	18.52	18.57	18.62	18.34
Horse beans milled	"	00301	0.13	29.02	30.21	30.79	30.03	29.11	28.48

Expenditure Item	Units	Item Code	New Weight adj.	April	May	June	July	August	September
		ADDIS ABABA							
3. Pasta, Bread etc. (3.1+3.2)			**5.87**						
3.1 Pasta and Cereals Products			**0.50**						
Macaroni (local without egg)	Kg.	00503	0.27	16.52	16.62	16.66	16.54	16.44	16.42
Spaghetti (local without egg)	"	00501	0.23	28.82	28.76	28.50	27.99	27.63	27.24
3.2 Bread and other prepared food			**5.37**						
Wheat bread (bakery)	350 gm	00604	1.80	3.97	4.10	4.05	4.06	4.04	4.03
Injera' - Teff mixed	325 gm	00601	2.58	3.01	3.21	3.22	3.30	3.69	3.64
Wheat bread (traditional - Ambasha)	350 gm.	00602	0.91	5.68	5.62	6.44	5.74	5.82	4.16
Biscuits	150 gm.	00605	0.09	4.27	4.26	4.29	4.27	4.21	4.37
4. Meat			**5.27**						
Beef - 'Shint'	Kg.	00701	3.85	77.84	92.81	91.66	92.33	96.89	96.99
Chicken (Hen alive indigenous - cocke	No.	90108	0.38	118.28	76.20	83.61	88.39	92.16	80.11
Mutton (Sheep alive 10-15 kg.)	"	90101	1.05	958.91	981.55	855.90	847.17	888.21	913.27
5. Milk, Cheese and Egg			**0.80**						
Milk un-pasteurized	Lt.	00901	0.44	11.26	12.00	12.07	12.72	13.33	13.18
Eggs	dozen	00908	0.25	26.70	27.12	27.70	27.51	27.31	29.77
Powder milk	450gm	00905	0.11	102.19	102.65	104.29	102.03	104.00	105.70
6. Oils and Fats			**3.16**						
Edible oil (local)	Lt.	01003	1.62	42.59	42.03	41.14	41.36	41.21	41.07
Butter unrefined	Kg.	01001	1.08	150.54	150.26	151.00	144.90	144.77	147.54
Edible oil (Imported)	Lt.	01002	0.36	23.00	23.00	24.13	24.13	23.00	23.06
veg. butter	Lt.	01004	0.11	82.23	83.18	82.42	83.29	82.92	83.80
7. Vegetables and Fruits (7.1+7.2)			**2.80**						
7.1 Vegetables			**2.62**						
Onions	Kg.	01107	1.89	7.97	11.25	9.68	10.35	11.91	12.46
Ethiopian kale	"	01101	0.06	9.26	9.01	8.48	7.41	7.25	8.11

Expenditure Item	Units	Item Code	New Weight adj.	April	May	June	July	August	September
		ADDIS ABABA							
Tomato	"	01106	0.27	10.83	12.38	7.77	7.90	8.40	13.16
Carrot	"	01105	0.10	6.77	6.87	8.27	8.05	6.59	7.06
Pepper green	"	01110	0.08	24.13	18.50	21.42	21.55	19.15	17.63
Cabbage	"	01102	0.09	4.31	4.70	5.25	5.79	5.38	6.64
Garlic	"	01108	0.13	39.17	41.29	40.50	38.35	33.01	23.97
7.2 Fruits			**0.18**						
Orange	Kg.	01202	0.11	18.38	18.94	17.88	17.74	18.31	17.87
Banana	"	01201	0.07	8.99	9.33	9.53	9.83	11.24	12.02
8. Spices			**1.93**						
Pepper whole	"	01301	1.77	48.86	46.67	45.71	45.71	43.87	40.94
Ginger, dry	"	01306	0.11	70.69	48.90	51.18	51.93	49.71	50.97
cardamon		01310	0.06	80.62	95.00	101.61	100.19	102.91	100.70
9. Potatoes, Other Tubers and Stems			**0.67**						
Potato	Kg.	01401	0.54	6.86	7.88	6.90	6.08	4.34	3.93
'Kocho'	"	01403	0.09	18.56	22.19	21.20	22.12	22.51	22.17
Sweat potato		01402	0.04	4.94	6.61	5.18	5.81	5.66	5.78
10. Coffee and Tea Leaves			**1.59**						
Coffee beans	Kg.	01503	1.21	95.96	90.81	84.89	80.05	78.65	78.43
Tea leaves	100 gm.	01501	0.38	7.04	7.99	10.58	12.76	11.87	11.88
11. Other food items			**2.06**						
Sugar - unpacked	Kg.	01602	1.83	14.50	14.50	14.50	14.50	14.50	14.50
Salt - unpacked non iodized	"	01601	0.18	3.39	3.44	3.46	3.49	3.64	3.59
Honey - non purified - for food , not fo	"	01603	0.04	73.36	72.42	73.01	74.11	74.04	70.75
12. Milling Charges			**0.52**						
Cereals	100 kg.	01801	0.52	25.54	25.66	25.53	26.55	26.71	27.38
B. Food Taken Away From Home			**3.17**						
Meal (Hotel food - non fasting 'key wet	Single Mea	01705	0.76	24.50	28.49	30.08	30.08	30.45	31.15

Expenditure Item	Units	Item Code	New Weight adj.	April	May	June	July	August	September
		ADDIS ABABA							
Cup of tea	No.	01701	0.74	2.43	2.47	2.53	2.49	2.65	2.65
FASTNING FOOD			1.68	20.90	21.81	22.44	22.47	22.71	23.65
BEVERAGE and CIGARETTES			**2.34**						
II. BEVERAGES			**2.04**						
2.1 Non-alcoholic			**0.52**						
Coca Cola, Fanta	300 cc.	01903	0.42	6.18	6.28	6.18	6.22	6.23	6.38
Mineral water - Ambo	500 cc.	01901	0.10	5.95	5.99	6.10	6.19	6.33	6.33
2.2 Alcoholic			**1.52**						
'Tela'	Lt.	02010	0.45	4.00	4.01	4.03	4.03	4.05	4.16
Beer - Bedele	330 ml.	02007	1.07	10.69	10.66	10.74	10.78	10.77	10.74
III. CIGARETTES and TOBACCO			**0.30**						
Nyala	20 PCs.	02101	0.18	10.31	10.52	10.90	10.90	10.31	10.20
Rothmans	"	02102	0.13	30.14	30.24	31.55	30.55	30.81	30.78
IV. CLOTHING and FOOTWEAR			**7.79**						
4.1 Clothing			**5.84**						
4.1.1 Cloths			**0.58**						
POLISTOR		02107	0.25	69.88	75.00	78.30	68.29	68.29	68.29
WOOL		02107	0.14	333.33	344.09	377.46	388.57	377.46	377.46
Nylon		02107	0.18	25.00	25.00	22.00	22.00	22.00	30.00
4.1.2 Ready made for adults			**4.32**						
Jeans trousers	Pair	20311	0.91	365.61	376.70	361.22	395.21	400.39	394.53
'Kemis' and 'Netela' - medium quality	"	20313	0.60	464.17	471.55	463.29	477.58	468.25	481.92
Shirts (long sleeved - imported)	"	20304	0.31	199.83	200.36	197.37	197.08	198.33	200.22
Sweater (Italy) men	"	20314	0.13	332.04	330.20	344.87	347.74	351.66	347.84

Expenditure Item	Units	Item Code	New Weight adj.	April	May	June	July	August	September
		ADDIS ABABA							
'Netela'	"	20301	0.18	146.54	149.83	149.71	148.46	150.16	142.24
'Gabi'	"	20302	0.15	392.02	390.23	384.57	409.53	409.75	411.86
Socks - cotton - imported	Pair	20306	0.35	22.87	23.58	23.76	23.63	24.14	24.24
Sweater - A.A. medium quality - wome	No.	20308	0.11	172.13	182.11	125.75	131.49	131.20	118.92
Singlet	"	20310	0.06	37.91	38.51	37.85	39.23	40.19	39.31
Leather jacket men	"	20318	0.22	1,955.69	1,971.11	2,093.55	2,116.30	2,127.14	2,163.21
Shirts (long sleeved local)	"	20303	0.12	94.84	94.84	94.84	94.84	94.84	180.00
Jogging suit	"	20323	0.31	401.73	403.64	398.55	408.21	413.77	428.42
Khaki jacket(men imported)	"	20324	0.17	370.97	376.61	404.05	405.92	413.25	402.76
WOOL SUIT		20312	0.71	3,536.16	3,536.16	3,558.91	3,558.91	3,500.00	3,500.00
4.1.3 Ready made for children			**0.87**						
Jeans trousers	No.	20403	0.10	283.89	269.85	223.61	255.73	252.74	272.51
Sweater (Local)	"	20406	0.28	103.04	126.95	154.18	100.76	159.92	102.77
dress other than national	"	20409	0.09	320.50	327.83	333.13	337.87	346.50	347.28
Jeans trousers and jacket			0.40	338.16	337.16	323.22	344.09	347.92	347.22
4.1.4 Cost of tailoring			**0.07**						
Adult - Woolen suit	No.	20201	0.07	487.80	513.42	511.26	511.26	514.54	523.33
4.2 Footwear and Repairs			**1.96**						
4.2.1 Footwear -adult			**1.30**						
Shoes, leather (Local) - model 2016 A	Pair	20501	0.45	348.33	334.93	337.48	341.67	348.05	354.96
Shoes, leather (Imported - Croft)	"	20502	0.28	1,072.60	1,092.38	1,185.34	1,221.87	1,248.85	1,249.20
Slippers sponge - china	"	20507	0.05	27.29	27.76	27.88	28.44	28.70	28.64
Walking shoe Non-leather (synthetic)	"	20503	0.13	345.74	350.95	344.16	350.53	359.79	388.28
Shoes Canvas (Addis Ababa)	"	20504	0.02	84.90	60.00	65.00	65.00	65.00	65.00
Shoes, leather, women (Local) - Anbesa		20512	0.25	201.14	207.23	198.94	204.23	205.41	216.35
Shoes, leather, women (Imported -ita	"	20511	0.13	474.77	474.77	474.77	474.77	350.00	350.00
4.2.2 Footwear and Repairs -children			**0.66**						
Shoes, leather (Local) - model Anbes	Pair	20501	0.43	164.14	165.54	169.45	173.13	132.86	177.94
Shoes, plastic	"	20503	0.18	11.45	11.57	11.51	11.71	12.10	11.72
Shoes, leather (imported)	"	20504	0.04	143.60	143.60	143.60	143.60	143.60	143.60
V. HOUSE RENT, CONSTRUCTION MATERIALS, WATER, FUEL and POWER			**20.84**						

Expenditure Item	Units	Item Code	New Weight adj.	April	May	June	July	August	September
		ADDIS ABABA							
5.1 House rent			**10.77**						
Rent from private households	Month		10.77	536.19	536.19	616.38	616.38	616.38	616.38
5.2 Construction Materials			**2.07**						
Corrugated iron sheets 35 gauge loca	No.	30105	0.09	116.40	117.28	118.92	118.40	120.65	120.08
Cement	50 kg	30101	0.91	143.71	134.75	126.81	127.37	127.57	123.98
Sand	Cubic mete	30115	0.11	467.60	458.57	439.77	435.89	451.66	481.85
Wood for house construction	No.	30106	0.07	15.33	15.42	15.60	15.76	15.90	15.75
Nifas silk paint/super paint	4 kg.	30121	0.15	132.44	143.81	142.66	144.47	146.91	143.86
Mega paint	4 kg.	30120	0.15	130.47	129.60	133.06	128.87	131.41	131.11
Tiles (made of cement)	meter sq.	30122	0.24	2.80	2.80	2.80	2.80	2.80	2.80
Door set/iron	meter sq.	30125	0.32	914.33	908.92	922.83	922.83	919.97	955.73
Hollow Bloks	No.	30110	0.04	8.46	8.34	8.46	8.44	8.39	8.41
5.3 Water charge			**1.39**						
Water Charge	Cubic mete	30201	1.39	1.75	1.75	1.75	1.75	1.75	1.75
5.4 Fuel and Power			**6.60**						
Electricity	k.w.	30306	2.68	0.27	0.27	0.27	0.27	0.27	0.27
Kerosene	Lt.	30304	2.37	13.95	13.95	13.95	13.85	13.85	13.85
Firewood	Cubic mete	30301	0.46	363.84	391.61	432.34	424.49	439.47	454.41
Charcoal	kg.	30302	0.25	5.71	5.51	5.82	5.74	6.84	7.06
Butane gas (shell)	12.5 kg.	30309	0.38	497.66	499.00	499.00	494.79	498.00	502.76
Matches	Box	30307	0.46	0.48	0.49	0.50	0.49	0.49	0.49
VI. FURNITURE, FURNISHINGS HOUSEHOLD EQUIPMENT and OPERATIONS			**6.87**						
6.1 Furniture, fixtures			**1.71**						
Bed - Wanza machine made	No.	40106	0.22	2,726.94	2,763.98	2,773.15	2,760.82	2,709.09	2,741.51
Cupboards - wanza twin door, medi	"	40105	0.66	2,858.61	2,928.45	2,965.59	3,036.10	3,090.76	3,109.65
Tables wanza twin door, medium qua	"	40101	0.13	1,410.29	1,356.02	1,352.75	1,382.12	1,410.42	1,409.69
Sofa Complete - 7 site-wanza twin door, mediur		40107	0.69	9,894.34	9,645.07	9,771.52	9,878.36	10,156.14	10,154.69

Expenditure Item	Units	Item Code	New Weight adj.	April	May	June	July	August	September
		ADDIS ABABA							
6.2 Furnishings and repairs			**0.84**						
Bed sheet - Kombolcha, patterned	Pair	40202	0.51	391.07	317.09	472.89	483.17	483.31	469.78
Bed cover - Kombolcha, patterned	No.	40203	0.11	**98.11**	**98.11**	**98.11**	**98.11**	**98.11**	**98.11**
Blanket -debre Birhan 160cm.x220cm	"	40204	0.11	244.09	265.20	260.88	273.64	278.46	280.02
Mattress Addis Ababa foam 120 cm	"	40205	0.11	987.78	982.11	984.73	979.44	979.42	961.79
Towel Akaki medium quality	"	40206		66.57	65.83	65.31	65.96	68.29	66.56
6.3 Heating and Cooking appliances			**1.02**						
Electric mitad - full aluminum	No.	40603	0.07	1,003.48	901.19	1,013.15	1,032.37	1,013.02	1,050.94
Refrigerator medium	"	40605	0.49	5,100.00	5,066.45	5,249.76	5,249.76	5,383.28	5,533.13
Electric iron			0.46	**120.00**	**120.00**	**120.00**	**120.00**	**120.00**	**120.00**
6.4 Other Household Equipment			**0.76**						
Electric bulb - Philips 40/60 watts	No.	40904	0.06	11.29	11.55	11.47	11.63	11.33	11.72
Plastic bucket	No.	40702	0.18	39.17	39.18	39.29	39.13	38.41	37.64
Cooking pan	No.	40601	0.14	81.63	82.42	81.34	80.80	81.98	83.55
Gas stove	No.	40604	0.20	128.37	125.40	124.98	123.19	124.04	126.65
Tea glass, duralex	No.		0.18	6.47	6.79	6.86	6.77	6.80	6.74
6.5 Household operation			**1.37**						
Laundry soaps, local	200 gm.	41001	0.38	7.50	7.15	7.05	7.16	7.28	7.19
Incense	kg.	41004	0.06	81.24	82.06	84.34	82.70	90.09	94.43
Toilet paper - Mamco	No.	41006	0.16	7.56	7.59	7.58	7.61	7.57	7.62
Laundry service -dry clean men's suit	No.	41101	0.22	34.39	35.12	35.21	35.19	36.75	37.15
Omo-detergent	50 gm.	41003	0.24	3.23	3.26	3.33	3.28	3.49	3.59
Laundry soaps, imported	200 gm.	41002	0.22	10.11	10.01	10.08	10.20	10.05	10.10
Sandal wood	No.	41005	0.10	0.50	0.50	0.50	0.50	0.51	0.51
6.6 Domestic service			**1.18**						
Salary for servants - Maid	Month	41201	0.93	346.79	335.40	347.12	350.01	345.75	352.60
Daily labourer	day	41202	0.05	35.81	35.53	35.62	37.11	39.02	38.93
Salary for guards	Month	41203	0.19	334.12	335.40	332.01	337.21	345.48	360.87
VII. MEDICAL CARE and HEALTH EXPENSES			**1.34**						

Expenditure Item	Units	Item Code	New Weight adj.	April	May	June	July	August	September
		ADDIS ABABA							
7.1 Pharmaceutical products and herbicides			**0.68**						
paracitamol	6 pills	50102	0.11	3.05	3.12	3.11	3.18	3.19	3.19
insulin	Tab	50111	0.13	75.60	69.32	73.52	69.26	71.64	68.69
amoxacilin	"	50112	0.16	13.87	13.69	13.76	13.76	13.67	13.66
Mezel	"	50109	0.28	8.47	8.39	8.31	8.42	8.26	8.32
7.2 Other medical expenses			**0.66**						
Doctor's fee (private)	Visit	50202	0.15	21.48	21.16	21.53	21.53	22.64	24.07
Doctor's fee (Government)	"	50201	0.08	5.00	5.40	5.00	5.40	5.40	5.40
Laboratory fee /private/, stool	"	50204	0.20	10.75	10.82	10.58	10.58	10.96	11.47
Bed expenses /government/	Once	50205	0.18	26.79	28.85	26.79	30.39	17.10	18.82
X-ray fee	"	50206	0.05	58.49	58.74	61.42	61.95	64.00	64.68
VIII. TRANSPORT and COMMUNICATION			**10.56**						
8.1 Transport			**3.17**						
Fuel, motor oil and greases	Lt/auto.	0102\60103	3.17	19.87	19.87	19.26	18.78	18.78	18.78
8.2 Public transport			**4.55**						
Taxi fare - 2 km. one way per person	Trip/person	60106	2.33	1.40	1.40	1.35	1.35	1.35	1.35
Bus fare - one way per person	"	60105	1.71	2.15	2.15	2.15	2.13	2.13	2.13
Air fare - from Addis to Dire Dawa- ec	"	60107	0.50	462.00	462.00	462.00	462.00	462.00	462.00
8.3 Communication			**2.85**						
Telephone charges- within Addis /peri	Period	60201	0.64	0.20	0.20	0.20	0.20	0.20	0.20
Telephone line installation	Once	60203	0.31	283.30	283.30	283.30	283.30	283.30	283.30
Telephone charges-mobil- within Addi	Period	60205	1.48	0.72	0.72	0.72	0.72	0.72	0.72
Internet service	minutes	60206	0.06	88.00	88.00	88.00	88.00	88.00	88.00
Mobil aparatus-nokia 2600	no.	60204	0.36	476.22	476.22	476.22	476.22	476.22	476.22
IX. RECREATION, ENTERTAINMENT and EDUCATION			**5.53**						
9.1 Equipment and accessories			**0.76**						

Expenditure Item	Units	Item Code	New Weight adj.	April	May	June	July	August	September
		ADDIS ABABA							
T.V.Phil.21i (Co	"	70101	0.35	3,994.02	4,043.86	4,048.61	4,048.67	4,053.57	4,206.57
Tape recorder	"	70104	0.12	1,900.00	1,541.10	1,800.00	1,800.00	1,800.00	2,000.00
Radio set - phillips 3 band	"	70103	0.08	360.00	391.00	360.00	391.00	391.00	391.00
Cd -player-mayota (Japan)	"	70108	0.21	**864.46**	**864.46**	**864.46**	**864.46**	**864.46**	**864.46**
9.2 Entertainment and recreation			**0.55**						
Photo - black & white passport size	6 PCs.	70105	0.34	8.93	8.96	9.13	9.14	9.24	9.20
Theatre	Once	70107	0.04	15.00	15.00	15.00	15.00	15.00	15.00
Vidio casette rent charge	Once		0.17	4.56	4.70	4.70	4.79	4.48	4.79
9.3 Reading			**0.13**						
Newspaper - Addis zemen	No.	70106	0.13	3.00	3.00	3.00	3.00	3.00	3.00
9.4 Education			**4.08**						
School fee - average of grade 7 and 8	Month	70204	0.22	56.82	62.81	62.81	56.82	53.41	53.41
Exercise books - 50 leaves local	No.	70201	0.27	5.65	5.78	5.70	5.87	6.22	6.01
School fee (grade 9-12) - private schc	Month	70205	2.61	330.66	330.66	330.66	330.66	330.66	383.38
Fees for night schools (avg. from grac	"	70206	0.07	29.00	29.00	29.00	29.00	39.00	39.00
Ball-point - Bic	No	70203	0.07	3.22	3.27	3.24	3.27	3.20	3.22
School uniform - boys	No	70207	0.32	221.95	221.36	221.77	223.18	251.39	284.65
Tutition fee-public school (avg. from gr	Month	70205	0.24	140.00	140.00	140.00	140.00	140.00	140.00
Fees for night schools - private school (	Month	702083	0.28	39.00	39.00	39.00	39.00	39.00	62.45
X. PERSONAL CARE and EFFECTS			**2.09**						
10.1 Personal care			**1.50**						
Hair dressing - normal without dye - wo	person	80104	0.25	21.07	21.18	21.28	21.49	21.57	22.49
Barbery - men's hair cut	Person	80105	0.22	7.30	7.65	7.80	8.00	8.38	8.55
Toilet soaps	90 gm.	80101	0.13	6.84	6.87	6.85	6.94	7.08	7.29
Zenith, hair oil	330 cc	80106	0.10	20.38	20.53	20.54	20.52	20.65	20.60
perfume		80109	0.11	65.19	65.55	65.15	67.95	67.81	70.35
parafin		80110	0.25	28.21	28.88	29.30	28.50	28.73	28.88
shoe polish		80111	0.32	2.00	2.00	2.00	2.90	2.90	2.90
modes (sanitary napkin)		80112	0.14	14.73	14.83	14.95	14.62	14.59	14.71

Expenditure Item	Units	Item Code	New Weight adj.	April	May	June	July	August	September
		ADDIS ABABA							
10.2 Personal effects			**0.24**						
Umbrella - women imported /china	No.	80202	0.09	75.20	77.67	76.86	80.00	81.03	78.29
Hand bag - synthetic - women's mediun	"	80203	0.06	226.47	234.32	227.30	236.51	234.56	247.28
Shavers	"	80108	0.09	87.41	90.58	87.41	91.00	93.16	90.24
10.3 Jewelry			**0.35**						
Watch - men's Seiko - 21 jewels autom	No.	80301	0.08	543.25	543.25	543.25	543.25	543.25	543.25
Earrings - 18 karat 4 gm gold - local	Pair	80303	0.13	4,175.54	4,238.52	4,012.81	4,029.84	4,036.48	4,120.15
Bracelet, gold - 18 karat		80306	0.09	20,877.71	21,192.59	20,130.84	20,206.12	20,253.69	20,302.08
Ring, gold - 21 karat 6 gm gold		80305	0.05	4,175.54	4,238.52	4,012.81	4,029.84	4,036.48	4,120.15
XI. MISCELLANEOUS GOODS			**1.62**						
Money transfer charge	Once	95002	0.31	13.00	13.00	13.00	13.00	13.00	13.00
coffine	no	95001	0.45	549.06	561.75	582.61	585.76	604.07	609.41
Photocopying	page	95003	0.34	0.51	0.52	0.52	0.52	0.54	0.55
Wedding card print	page	95004	0.53	1.48	1.50	1.50	1.50	1.45	1.56

Sr. No.	*Expenditure Item*	Units	Code	N_weight	Feb	Mar	Apr	May	June	July	August	September	October	November
1	'Teff' mixed	Kg.	00002	1.52	6.87	7.52	7.93	8.48	9.60	9.45	9.44	9.57	9.53	9.03
2	'Teff' white	"	00001	2.62	8.31	8.78	9.21	9.67	10.49	10.70	11.00	11.28	11.08	10.52
3	'Teff' black	"	00003	0.75	5.26	6.71	6.90	6.88	8.83	8.03	8.86	7.87	8.05	7.87
4	Wheat white	"	00004	1.32	6.22	7.12	8.13	9.14	9.41	8.50	8.75	9.65	10.06	10.18
5	Maize	"	00010	3.52	3.13	3.65	3.66	4.74	4.91	5.36	5.07	5.56	6.01	5.81
6	Wheat black	"	00005	3.69	5.00	5.00	5.00	6.00	6.00	6.00	6.50	6.50	6.50	6.50
7	Barley white	"	00006	0.09	6.06	6.28	6.34	7.32	7.79	8.21	8.49	8.52	8.68	8.88
8	Rice	"	00016	0.42	13.68	13.26	15.20	15.05	15.58	15.66	15.37	15.27	15.51	15.48
9	Sorghum	"	00012/14	0.89	4.93	5.09	5.28	5.91	6.13	6.46	6.71	7.42	7.45	7.41
10	Furno Duket(milled)		00112	0.08	8.40	7.96	8.19	10.82	11.78	11.42	11.71	11.85	12.27	13.67
	2. Pulses sub total (2.1+2.2)			**2.95**										
	2.1 Pulses Un-milled			**0.43**										
11	Chick peas	Kg.	00205	0.00	8.91	8.82	9.53	10.43	12.64	12.88	12.72	13.19	14.25	14.29
12	Lentils	"	00206	0.32	13.89	14.07	15.06	18.26	19.84	20.71	20.65	21.62	20.57	19.64
13	Haricot beans	"	00201	0.11	5.16	6.08	7.25	6.90	7.93	7.71	8.00	7.92	8.16	7.49
	2.2 Pulses milled			**2.52**										
14	Lentils split	Kg.	00308	0.46	19.48	19.48	20.96	24.68	26.45	26.48	27.05	27.30	27.66	26.52
15	Peas milled	"	00302	0.16	22.00	18.12	18.36	18.33	21.41	22.21	21.45	24.00	24.00	22.49
16	Vetch milled	"	00209	0.12	16.83	15.34	15.49	17.02	20.38	24.24	24.19	24.33	24.52	22.10
17	Mixed pulses milled	"	00303	0.59	12.32	15.33	15.98	16.33	16.33	16.33	16.33	16.33	16.33	16.33
18	Peas split	"	00305	0.37	12.49	14.23	15.24	17.77	20.46	21.16	20.88	19.70	20.67	19.91
19	Horse beans milled	"	00301	0.81	10.00	13.66	13.00	18.00	18.90	19.83	20.17	20.00	20.00	19.65
	3. Pasta, Bread etc. (3.1+3.2)			**4.00**										
	3.1 Pasta and Cereals Products			**0.87**										
20	Macaroni (local without egg	Kg.	00503	0.42	12.24	12.45	12.74	13.65	15.57	15.74	15.74	15.65	16.57	16.70
21	Spaghetti (local without egg	"	00501	0.45	16.48	16.70	17.94	19.14	19.31	19.48	20.61	19.95	22.35	21.95
	3.2 Bread and other prepared food			**3.12**										
22	Wheat bread (bakery)	350 gm	00604	1.85	4.40	4.08	3.66	4.75	4.39	4.41	4.10	4.34	5.22	4.07
23	'Injera' - Teff mixed	325 gm	00601	0.82	2.60	2.57	2.62	2.74	2.90	3.22	3.30	3.08	3.18	3.11
24	Wheat bread (traditional - /	350 gm.	00602/3	0.45	3.50	3.50	4.16	4.16	5.04	3.63	4.51	5.66	5.66	7.09
	4. Meat			**3.19**										
25	Beef - 'Shint'	Kg.	00701	0.25	40.00	40.00	40.00	55.49	55.49	60.69	60.69	68.48	71.58	73.19
26	Chicken (Hen alive indigenou	No		1.01	46.52	36.15	43.21	41.61	46.82	42.42	42.57	45.00	43.83	52.89

Sr. No.	*Expenditure Item*	Units	Code	N_weight	Feb	Mar	Apr	May	June	July	August	September	October	November
27	Mutton (Sheep alive 10-15 k	"		1.93	262.70	267.97	308.78	318.21	338.83	375.81	379.01	386.66	340.50	387.36
	5. Milk, Cheese and Egg			**9.48**										
28	Milk un-pasteurized	Lt.	00901	8.96	10.29	8.92	9.37	8.05	8.56	8.56	8.69	9.09	10.45	11.01
29	Eggs	Dozen	00908	0.09	18.71	18.43	18.43	18.16	21.60	23.21	22.09	25.38	24.00	25.46
30	Milk Powdered (gram)	0gm me &	00905	0.43	84.38	74.71	75.94	77.51	84.60	85.94	89.09	93.87	102.14	106.84
	6. Oils and Fats			**3.64**										
31	Edible oil (local)	Lt.	01003	0.57	18.66	18.66	18.66	18.66	18.66	18.66	18.66	18.66	18.66	18.66
32	Butter unrefined	Kg.	01001	0.09	92.84	93.50	102.82	114.66	117.94	117.42	124.90	114.33	123.08	129.07
33	Edible oil (Imported)	Lt.	01002	2.93	25.03	26.92	33.33	23.33	23.33	25.00	25.00	25.00	25.00	25.00
34	Vegetable butter (local)s	Kg.	01004	0.06	58.68	59.23	61.48	60.37	73.84	81.02	84.04	86.34	88.01	88.12
	7. Vegetables and Fruits (7.1+7.2)			**2.01**										
	7.1 Vegetables			**1.66**										
35	Onions (Red)	Kg.	01107	1.16	8.46	8.94	7.34	5.80	3.40	5.38	6.00	8.73	6.03	4.97
37	Tomato	"	01106	0.37	4.90	4.61	3.69	5.47	7.70	8.14	8.16	8.40	12.75	11.37
39	Garlic	"	01108	0.12	40.04	46.14	53.79	54.16	59.25	69.37	80.28	74.26	44.84	40.53
	7.2 Fruits			**0.35**										
40	Orange	Kg.	01202	0.35	9.00	9.74	9.83	10.00	10.00	10.00	12.23	13.54	12.30	12.56
	8. Spices			**1.88**										
41	Pepper whole	"	01301	1.88	25.57	32.71	41.26	45.16	50.19	54.13	54.70	59.06	63.49	54.13
	9. Potatoes, Other Tubers and Stems			**0.08**										
42	Potato	Kg.	01401	0.08	6.01	6.75	8.24	8.91	8.39	7.41	7.20	7.95	7.14	7.41
	10. Coffee and Tea Leaves			**3.95**										
43	Coffee beans	Kg.	01502/3	1.78	63.99	84.43	92.95	89.12	97.10	98.13	98.58	99.75	96.46	113.60
44	Tea leaves	100 gm.	01504	0.27	2.91	2.85	2.89	2.94	3.00	3.12	3.17	3.35	3.48	3.33
45	'Chat'	Kg.	01506	1.90	59.87	55.79	45.46	52.85	45.05	43.21	45.12	44.13	45.04	44.13
	11. Other food items			**2.63**										

Sr. No.	Expenditure Item	Units	Code	N_weight	Feb	Mar	Apr	May	June	July	August	September	October	November
46	Sugar - unpacked	Kg.	01602	2.25	14.64	15.15	15.15	15.00	15.00	15.00	15.00	18.75	18.75	18.27
47	Salt - unpacked non iodized	"	01601	0.28	3.15	3.22	3.27	3.46	3.64	3.64	3.87	3.27	3.64	3.51
48	Baking powder		01605	0.09	17.50	17.50	17.50	17.50	17.50	17.50	17.50	17.50	17.50	17.50
	12. Milling Charges			**0.28**										
49	Cereals	100 kg.	01801	0.28	22.12	20.65	20.65	20.59	20.00	21.38	21.25	22.34	22.34	22.34
	B. Food Taken Away From Home			**5.44**										
50	Meal (Hotel food - non fasting	Single Mea	01704/5	1.32	17.05	16.37	15.15	18.31	19.79	19.73	19.38	20.22	20.53	21.45
51	Cup of tea	No.	01701	0.21	0.93	0.93	1.11	1.27	1.41	1.46	1.39	1.63	1.46	1.32
52	Fasting meal without fish (No)		01707	2.14	10.05	9.96	9.67	10.72	10.59	11.10	10.95	12.13	12.19	11.96
53	Cup of coffee (No)		01702	0.90	2.21	2.41	2.71	2.82	2.85	2.85	2.73	2.85	2.98	2.92
54	Cup of milk with tea or coffee(No)		01703	0.42	2.95	3.08	3.26	3.43	3.59	3.86	3.72	3.44	3.46	3.46
55	"Tibs", mutton (No)		01707	0.38	23.64	21.38	21.38	25.38	25.80	26.17	26.17	26.57	26.03	28.73
57	"Kikil" mutton /Goat (No)		01708	0.06	16.63	14.36	11.28	15.81	15.80	16.26	17.56	18.33	18.48	18.25
	BEVERAGE and CIGARETTES			**1.41**										
	II. BEVERAGES			**0.86**										
	2.1 Non-alcoholic			**0.71**										
58	Coca Cola, Fanta	300 cc.	01903/4	0.60	5.00	4.87	4.87	4.88	5.00	5.48	6.00	6.00	6.00	6.00
59	Packed water	1 litere	01902/1	0.12	5.65	6.52	6.47	6.68	6.57	6.58	6.68	6.99	6.76	6.67
	2.2 Alcoholic			**0.15**										
60	Beer (Meta Abo) 330cc	330 ml.	02007	0.15	6.00	6.00	7.50	7.50	7.50	7.50	9.00	9.00	9.00	9.00
	III. CIGARETTES and TOBACCO			**0.55**										
61	Nyala	20 PCs.	02101	0.32	10.00	9.69	10.00	9.09	10.31	11.45	10.00	10.88	10.88	10.90
62	Rothmans	"	02102	0.23	21.15	23.40	23.64	25.00	25.00	25.00	25.00	25.00	25.00	27.66
	IV. CLOTHING and FOOTWEAR			**10.99**										
	4.1 Clothing			**8.70**										
	4.1.1 Cloths			**0.79**										

Sr. No.	*Expenditure Item*	Units	Code	N_weight	Feb	Mar	Apr	May	June	July	August	September	October	November
63	Abujedid	"	20101/2	0.20	18.73	20.00	17.96	19.49	20.00	21.31	20.00	20.00	25.00	25.00
64	Kashmire		20109	0.35	48.66	48.66	48.66	48.66	48.66	48.66	48.66	48.66	48.66	48.66
65	'Diria'		20113	0.23	*20.25*	*20.25*	18.11	20.74	18.33	21.22	22.96	22.96	27.86	39.94
	4.1.2 Ready made for adults			**6.59**										
66	Jeans trousers(male mediun	No.	20311	0.60	274.09	271.78	284.09	291.59	301.36	311.58	294.82	313.90	317.48	328.33
67	'Kemis' and 'Netela' - mediun	"	20313	0.09	240.00	240.00	240.00	240.00	240.00	240.00	240.00	240.00	240.00	240.00
68	'Netela'	"	20301	0.07	34.46	34.46	34.46	34.46	34.46	34.46	34.46	34.46	34.46	34.46
69	Singlet	"	20310	0.23	23.18	23.40	23.21	23.21	23.16	23.21	25.00	29.43	25.65	25.00
70	Shirts (long sleeved local)	"	20303	0.21	116.57	121.18	121.18	121.18	121.18	112.47	119.69	113.24	116.57	113.24
71	'Gildim'(shirit)	"	20325	1.57	32.33	32.33	32.33	32.33	32.33	32.33	32.33	32.33	32.33	32.33
72	Mekermia / Yeaderye netela Mutsen	"	20326	1.44	75.65	77.99	85.87	82.13	84.03	82.16	88.47	103.94	102.41	99.80
73	'Gabi'	"	20302	0.16	80.00	80.00	80.00	80.00	80.00	80.00	80.00	80.00	80.00	80.00
74	Shirts (long sleeved imported)	"	20304	0.34	99.43	99.43	111.03	115.90	119.08	131.46	152.97	139.55	155.58	168.22
75	Joging suit	"	20323	1.74	159.84	179.72	194.94	174.93	214.11	286.39	259.81	269.84	359.86	264.58
76	Under wear(Female)- china	"	20319	0.14	25.25	33.47	45.00	37.08	37.08	35.00	35.00	60.00	60.00	60.00
	4.1.3 Ready made for children			**0.99**										
77	Dress other than national	No.	20406	0.15	147.62	93.15	90.29	141.78	161.13	139.56	172.77	211.41	180.00	250.07
78	Baby Cloths (Complete)	"	20407	0.40	94.08	94.89	111.26	97.94	104.92	100.00	90.94	115.71	120.89	130.81
79	Jeans jacket and trousers	"	20409	0.24	199.75	152.86	160.86	169.17	156.59	170.99	176.60	186.24	184.88	202.45
80	Shirts (long sleeved imported)	"	20404	0.10	58.45	58.45	58.45	64.27	68.53	69.64	69.64	69.64	69.64	69.64
81	T-shirts	"	20408	0.10	43.09	43.09	40.06	36.59	44.81	47.28	97.78	56.57	64.81	67.08
	4.1.4 Cost of tailoring			**0.34**										
82	Children - Khaki suit	"		0.34	43.27	43.27	43.27	43.27	43.27	43.27	43.27	43.27	43.27	43.27
	4.2. Footwear and Repairs			**2.29**										
	4.2.1.Adult	pair		**1.86**										
83	Slippers sponge - china	"	20507	0.23	18.26	19.37	19.15	19.28	20.10	22.41	24.61	23.25	21.73	24.29
84	Shoes, Leather (imported)(Male)	"		0.24	115.00	115.00	115.00	115.00	115.00	115.00	115.00	115.00	115.00	115.00
85	Shoes, Leather (local)(Male)	"	20501	0.23	96.86	96.86	**96.86**	**96.86**	**96.86**	**96.86**	**96.86**	**96.86**	**96.86**	**96.86**
86	Shoes, Canvas (local)(Female)	"		0.46	29.58	29.58	**29.58**	**29.58**	**29.58**	**29.58**	**29.58**	**29.58**	**29.58**	**29.58**
87	Shoes, Leather (local)(Female)	"	20512	0.20	74.83	71.40	79.84	75.00	75.00	75.00	75.00	76.63	76.22	73.12
88	Shoes, Plastic (local)(Female)	"	20506	0.49	14.55	13.03	13.29	13.69	13.92	14.62	14.59	14.96	15.32	14.42
	4.2.2.Children			**0.42**										
89	Shoes plastic (Local)		20602	0.21	14.54	13.30	13.63	14.37	13.65	13.63	13.80	14.51	14.35	14.51

Sr. No.	Expenditure Item	Units	Code	N_weight	Feb	Mar	Apr	May	June	July	August	September	October	November
90	Shoes, Leather (Local)		20601	0.14	84.55	113.24	116.57	123.24	116.57	127.04	106.10	123.24	136.58	123.24
91	Shoes, Leather (Imported)		20603	0.08	71.63	74.89	67.45	76.52	80.00	86.35	114.61	95.24	129.74	98.65
	V. HOUSE RENT, CONSTRUCTION MATERIALS, WATER, FUEL and POWER			**18.68**										
	5.1 House rent			**8.62**										
92	Rent (owner occupied house	Month		8.62	98.56	120.73	120.73	120.73	126.60	126.60	126.60	119.94	119.94	119.94
	5.2 Construction Materials			**2.17**										
93	Cement	50 kg	30101	0.34	207.45	201.50	208.37	235.00	248.06	221.52	193.64	188.64	172.35	173.05
94	Wood for house construction	No	30106	0.38	32.40	32.69	31.34	31.99	31.64	36.92	39.56	31.55	30.31	32.80
95	Stone	Cubic mete	30119	0.65	75.00	75.00	90.00	90.00	90.00	90.00	90.00	90.00	90.00	90.00
96	Door set complete (per meter sq.)/ir	sq. meter	30125	0.46	1549.19	1,549.19	1,600.00	1,600.00	1,600.00	1,600.00	1,600.00	1,600.00	1,496.66	1,496.66
97	Mega paints	4 Lt.	30121	0.20	97.80	103.69	100.00	106.91	106.91	116.84	115.36	123.25	116.95	126.77
98	Lime (gram)	25 kg		0.14	0.91	1.07	1.07	1.07	1.07	1.05	1.21	1.18	1.18	1.18
	5.3 Water charge			**0.95**										
99	Water Charge	Cubic mete	30201	0.95	7.55	7.55	**7.55**	**7.55**	**7.55**	**7.55**	**7.55**	**7.55**	**7.55**	**7.55**
	5.4 Fuel and Power			**6.94**										
100	Electricity	k.w.	30306	0.47	0.27	0.27	0.27	0.27	0.27	0.27	0.27	0.27	0.27	0.27
101	Kerosene	Lt.	30304	1.12	12.21	12.85	12.85	12.85	12.85	12.85	12.85	12.85	12.85	12.85
102	Firewood	Cubic mete	30301	4.05	98.74	136.39	149.14	148.35	148.35	172.34	159.19	98.56	98.56	101.11
103	Charcoal	kg.	30302	0.67	2.61	2.94	4.36	3.08	4.10	4.84	5.30	4.97	6.88	5.75
104	Matches	Box	30307	0.17	0.47	0.46	0.48	0.50	0.50	0.50	0.50	0.50	0.50	0.50
105	Dry cells (No.)	No.	30310	0.45	4.02	4.16	4.08	4.61	4.66	4.50	4.43	5.36	5.00	5.05
	VI. FURNITURE, FURNISHINGS HOUSEHOLD EQUIPMENT and OPERATI			**6.98**										
	6.1 Furniture, fixtures			**2.07**										
106	Bed - Wanza machine made	No.	40106	0.29	1873.46	1,686.54	1,659.97	1,774.98	1,569.54	1,626.36	1,733.29	1,657.32	1,906.07	1,853.23
107	Cupboards - wanza twin d	"	40105	0.11	2065.82	2,022.58	2,190.43	2,279.04	2,279.24	2,119.10	2,294.35	2,272.35	2,320.30	2,157.94
108	Plastic 'mintaf'	"	40208	1.60	38.19	40.56	40.73	35.79	43.17	46.06	45.67	51.07	53.90	54.46
109	Tables	"	40101/2	0.06	434.16	434.16	494.97	511.78	502.38	502.38	502.38	499.44	530.85	535.97
	6.2 Furnishings and repairs			**1.25**										

Sr. No.	Expenditure Item	Units	Code	N_weight	Feb	Mar	Apr	May	June	July	August	September	October	November
110	Mattress Addis Ababa foam	no.	40205	0.15	700.00	850.00	850.00	850.00	850.00	850.00	850.00	850.00	850.00	1,000.00
111	Towel Akaki medium quali	"	40206	0.08	7.67	7.67	7.67	7.67	7.67	7.67	7.67	7.67	7.67	7.67
112	Curtains (No.)-imported	meter	40207	0.49	50.31	62.32	61.10	62.20	68.87	56.51	66.51	73.24	69.47	66.62
113	Bed sheets (Pair)	pair	40201/2	0.52	140.00	140.00	140.00	140.00	140.00	140.00	140.00	140.00	140.00	140.00
	6.3 Heating and Cooking appliances			**0.37**										
114	refregirator			0.37	2900.00	2900.00	**2900.00**	**2900.00**	**2900.00**	**2900.00**	**2900.00**	**2900.00**	**2900.00**	**2900.00**
	6.4 Other Household Equipment			**1.21**										
115	Plastic bucket	No.	40702	0.44	36.24	36.73	38.55	40.09	40.86	39.98	40.78	40.63	40.80	38.40
116	Cooking pan	"	40601	0.48	44.60	44.60	43.49	36.14	44.77	38.87	58.80	51.47	51.47	47.76
117	Gas stove	"	40604	0.21	95.00	98.74	100.00	85.88	89.73	92.47	98.05	94.87	93.22	104.92
118	Mitad earthen	"	40403	0.07	70.63	61.80	60.10	61.95	60.00	60.21	63.67	66.94	68.38	68.75
	6.5 Household operation			**1.78**										
119	Laundry soaps, local	200 gm.	41001	0.98	4.68	4.64	3.99	3.41	3.64	3.64	6.12	5.16	5.28	5.05
120	Incense	kg.	41004	0.20	45.98	45.98	46.98	46.98	46.98	46.98	50.55	41.61	45.38	48.66
121	Laundry soaps, imported	200 gm.	41002	0.37	5.11	5.44	5.52	5.85	5.21	6.14	6.85	7.14	6.94	7.60
122	Sandal wood (No)		41005	0.13	0.39	0.34	0.39	0.42	0.49	0.50	0.44	0.44	0.47	0.47
123	Detergent soaps, local (gram)		41001	0.10	1.66	1.46	1.65	1.09	1.50	1.50	1.92	1.89	1.91	1.78
	6.6 Domestic service			**0.30**										
124	Salary for servants - Maid	Month	41201	0.22	209.54	212.75	224.14	215.56	227.38	262.04	232.78	241.47	236.32	272.93
125	Daily labourer	Day	41202	0.08	29.74	28.66	33.00	33.94	29.79	34.26	30.78	35.09	35.09	30.67
	VII. MEDICAL CARE and HEALTH EXPENSES			**0.85**										
	7.1 Pharmaceutical products and herbici			**0.70**										
126	Ampicillin 250 mg.	56 capsule	50101	0.22	24.13	39.50	44.80	38.80	40.70	30.91	32.32	41.05	36.09	31.72
127	Fasider (Tab)		50114	0.48	7.00	7.00	7.00	7.00	7.00	7.00	7.00	7.00	7.00	7.00
	7.2 Other medical expenses			**0.15**										
128	Doctor's fee (visit)(Government)	"	50201/2	0.15	1.86	1.86	1.86	1.86	1.86	2.00	2.00	2.00	2.00	2.00
	VIII. TRANSPORT and COMMUNICATION			**2.43**										

Sr. No.	Expenditure Item	Units	Code	N_weight	Feb	Mar	Apr	May	June	July	August	September	October	November
	8.1 Transport			**1.54**										
129	Fuel,	Lt/auto.	60101/2,3	1.54	17.14	19.05	22.45	22.45	22.45	22.45	22.45	22.45	19.69	19.69
	8.2 Public transport			**0.81**										
130	Bus fare - per km	"	60104	0.36	0.15	0.15	0.15	0.15	0.15	0.15	0.15	0.15	0.15	0.15
131	Cart fare (Trip)		60106	0.45	1.00	1.26	1.26	1.59	2.00	2.00	2.00	2.00	1.59	1.59
	8.3 Communication			**0.08**										
132	Telephone charges- within A	Period	60201	0.08	0.20	0.20	0.20	0.20	0.20	0.20	0.20	0.20	0.20	0.20
	IX. RECREATION, ENTERTAINMENT and EDUCATION			**1.27**										
	9.1 Equipment and accessories			**0.93**										
133	Radio set - phillips 3 band	No.	70103	0.09	250.00	250.00	250.00	250.00	250.00	250.00	325.00	273.29	274.95	289.83
134	T.V.set	No.	70101	0.40	1998.00	1998.00	1998.00	1998.00	1998.00	1998.00	1998.00	1998.00	1998.00	1998.00
135	Tape recorder	No.	70104	0.33	491.42	491.42	491.42	491.42	491.42	491.42	491.42	491.42	491.42	491.42
136	DVD - players	No.	70108	0.11	664.99	664.99	664.99	664.99	664.99	664.99	664.99	664.99	664.99	664.99
	9.2 Entertainment and recreation			**0.06**										
137	Photo - black & white passpc	6 PCs.	70105	0.06	6.00	6.26	5.37	6.96	6.24	8.12	8.99	7.70	7.93	8.75
	9.3 Reading			**0.00**										
	9.4 Education			**0.28**										
138	Exercise books - 50 leaves	No.	70201	0.14	4.97	4.81	4.85	4.96	4.75	5.04	5.19	6.55	6.66	6.82
139	Ball-point - Bic	No	70203	0.11	2.00	1.73	2.32	2.22	2.20	2.17	2.39	2.39	2.95	2.70
140	School uniform - boys	No	70207	0.03	95.04	95.04	95.04	95.04	95.04	95.04	95.04	95.04	95.04	95.04
	X. PERSONAL CARE and EFFECTS			**1.53**										
	10.1 Personal care			**0.79**										
141	Hair dressing - normal without	person	80104/5	0.12	21.15	20.76	20.65	18.25	20.65	23.38	22.09	23.38	23.76	22.72
142	Toilet soaps	90 gm.	80101	0.22	5.84	6.05	6.07	6.40	6.52	5.87	6.70	6.97	6.49	6.37

Sr. No.	Expenditure Item	Units	Code	N_weight	Feb	Mar	Apr	May	June	July	August	September	October	November
143	Zenith, hair oil	330 cc	80110	0.14	15.08	15.24	15.16	16.63	17.36	18.24	20.27	20.97	20.86	21.02
144	Perfume (cc)		80109	0.31	22.63	22.63	22.63	22.63	22.63	22.63	22.63	22.63	22.63	22.63
	10.2 Personal effects			**0.03**										
145	Umbrella - women imported /c	No.	80202	0.03	60.00	50.38	49.97	50.21	51.36	57.30	58.00	70.00	72.46	68.99
	10.3 Jewelry			**0.71**										
146	Earrings - 18 karat 4 gm gold	Pair	80303	0.13	740.00	740.00	**740.00**	**740.00**	**740.00**	**740.00**	**740.00**	**740.00**	**740.00**	**740.00**
147	Neck laces	No.	80304	0.32	1110.00	1110.00	**1110.00**	**1110.00**	**1110.00**	**1110.00**	**1110.00**	**1110.00**	**1110.00**	**1110.00**
148	Ring, gold - 21 karat 6 gm gol	No.	80305	0.11	800.00	800.00	**800.00**	**800.00**	**800.00**	**800.00**	**800.00**	**800.00**	**800.00**	**800.00**
149	Bracelet, gold - 18 karat	No.	80306	0.08	2700.00	2700.00	**2700.00**	**2700.00**	**2700.00**	**2700.00**	**2700.00**	**2700.00**	**2700.00**	**2700.00**
150	Watch - men's Seiko - 21 jewe	No.	80301	0.07	220.00	220.00	**220.00**	**220.00**	**220.00**	**220.00**	**220.00**	**220.00**	**220.00**	**220.00**
	XI. MISCELLANEOUS GOODS			**1.43**										
151	Money transfer charge	Once	95002	1.08	13.00	13.00	13.00	13.00	13.00	13.00	13.00	13.00	13.00	13.00
152	Coffin (No)	No.	95001	0.16	958.73	843.43	1,000.00	879.37	843.43	1,000.00	1,095.45	928.32	965.49	983.05
153	photocoping	page	95003	0.20	0.62	0.73	0.73	0.73	0.73	0.76	0.72	0.73	0.71	0.69

Sr. No.	*Expenditure Item*	Units	Code	N_weight	2011 December	2012 January	February	March	April	May	June	July	August	September
1	'Teff' mixed	Kg.	00002	1.52	9.35	9.23	9.61	11.72	12.44	12.28	12.42	12.71	14.80	15.77
2	'Teff' white	"	00001	2.62	11.00	11.03	11.51	13.12	13.57	13.79	13.91	14.13	15.94	17.03
3	'Teff' black	"	00003	0.75	**7.87**	**7.87**	**7.87**	**10.33**	**10.55**	**10.00**	**11.06**	**11.37**	**12.10**	14.06
4	Wheat white	"	00004	1.32	10.80	10.03	11.35	11.13	11.00	11.13	9.43	9.96	10.16	9.75
5	Maize	"	00010	3.52	5.43	5.18	5.39	5.68	5.50	5.61	5.54	5.76	5.84	5.89
6	Wheat black	"	00005	3.69	7.00	7.50	7.25	5.69	**7.25**	**7.25**	**8.00**	**7.37**	**7.48**	7.48
7	Barley white	"	00006	0.09	9.53	8.85	9.18	8.17	9.43	9.23	9.23	9.44	9.14	9.76
8	Rice	"	00016	0.42	15.40	15.65	15.56	15.53	15.58	15.32	15.31	16.04	15.52	16.11
9	Sorghum	"	00012/14	0.89	7.47	7.51	7.72	8.25	7.96	8.34	8.55	8.12	9.21	9.28
10	Furno Duket(milled)		00112	0.08	13.22	12.53	12.57	12.48	12.20	12.16	12.20	12.11	11.57	11.91
	2. Pulses sub total (2.1+2.2)			**2.95**										
	2.1 Pulses Un-milled			**0.43**										
11	Chick peas	Kg.	00205	0.00	13.75	13.81	13.84	13.39	14.68	15.02	13.75	13.89	13.71	13.09
12	Lentils	"	00206	0.32	18.65	18.06	19.21	20.57	21.45	21.25	19.14	19.23	19.15	19.52
13	Haricot beans	"	00201	0.11	7.65	7.69	7.75	8.32	8.51	8.16	8.25	8.97	8.99	9.53
	2.2 Pulses milled			**2.52**										
14	Lentils split	Kg.	00308	0.46	26.45	24.72	25.96	26.35	27.19	27.19	26.23	26.07	26.31	26.56
15	Peas milled	"	00302	0.16	26.04	22.27	21.49	25.00	24.00	25.00	23.98	22.00	23.49	21.49
16	Vetch milled	"	00209	0.12	20.99	20.76	20.21	30.10	26.77	26.47	25.12	24.01	22.54	17.33
17	Mixed pulses milled	"	00303	0.59	16.33	16.33	19.66	22.99	23.66	23.66	22.99	22.99	16.33	16.33
18	Peas split	"	00305	0.37	17.37	18.67	20.28	22.26	23.05	23.80	19.35	17.45	18.51	18.59
19	Horse beans milled	"	00301	0.81	19.15	18.41	18.44	17.29	20.98	20.35	18.57	17.58	19.66	18.98
	3. Pasta, Bread etc. (3.1+3.2)			**4.00**										
	3.1 Pasta and Cereals Products			**0.87**										
20	Macaroni (local without egg	Kg.	00503	0.42	16.94	16.56	16.99	17.40	17.23	17.49	17.79	17.74	17.49	17.66
21	Spaghetti (local without egg	"	00501	0.45	25.87	24.91	25.09	23.81	23.85	28.77	23.77	23.80	24.23	25.19
	3.2 Bread and other prepared food			**3.12**										
22	Wheat bread (bakery)	350 gm	00604	1.85	4.68	4.75	3.90	3.77	3.95	3.20	4.13	4.03	4.09	4.09
23	'Injera' - Teff mixed	325 gm	00601	0.82	3.29	3.12	3.25	3.62	3.65	4.03	3.99	4.13	4.03	4.73
24	Wheat bread (traditional - /	350 gm.	00602/3	0.45	5.83	6.44	6.98	7.53	8.28	6.77	6.98	7.29	7.29	7.29
	4. Meat			**3.19**										
25	Beef - 'Shint'	Kg.	00701	0.25	69.79	72.72	72.72	76.52	72.72	92.59	93.22	93.22	96.55	100.00
26	Chicken (Hen alive indigenou	No		1.01	55.35	68.73	55.87	51.02	87.03	75.59	68.58	52.31	52.31	78.72

Sr. No.	*Expenditure Item*	Units	Code	N_weight	2011 December	2012 January	February	March	April	May	June	July	August	September
27	Mutton (Sheep alive 10-15 k	"		1.93	336.45	384.33	395.98	391.05	499.08	530.20	561.42	606.43	593.64	639.44
	5. Milk, Cheese and Egg			**9.48**										
28	Milk un-pasteurized	Lt.	00901	8.96	10.84	10.58	10.33	11.26	12.07	11.83	11.37	11.07	13.91	14.27
29	Eggs	Dozen	00908	0.09	25.18	25.02	23.85	26.16	27.42	27.39	28.37	28.96	28.96	31.24
30	Milk Powdered (gram)	0gm me &	00905	0.43	107.60	104.39	108.13	110.23	118.49	108.09	109.11	107.42	107.42	113.71
	6. Oils and Fats			**3.64**										
31	Edible oil (local)	Lt.	01003	0.57	18.66	18.66	18.66	18.66	18.66	18.66	18.66	18.66	18.66	18.66
32	Butter unrefined	Kg.	01001	0.09	119.81	129.69	108.91	122.12	132.83	136.64	145.16	141.50	146.21	141.94
33	Edible oil (Imported)	Lt.	01002	2.93	25.04	24.93	25.00	25.00	27.92	26.91	25.00	28.64	28.57	28.70
34	Vegetable butter (local)s	Kg.	01004	0.06	87.40	87.26	87.71	88.51	88.79	88.45	88.61	86.56	84.87	85.11
	7. Vegetables and Fruits (7.1+7.2)			**2.01**										
	7.1 Vegetables			**1.66**										
35	Onions (Red)	Kg.	01107	1.16	6.94	8.91	8.91	9.19	10.54	12.89	12.82	11.44	13.66	16.57
37	Tomato	"	01106	0.37	6.75	7.67	7.65	9.03	10.19	12.69	13.13	11.86	10.67	15.81
39	Garlic	"	01108	0.12	39.75	50.72	52.20	52.82	47.74	51.65	52.02	47.99	41.87	31.14
	7.2 Fruits			**0.35**										
40	Orange	Kg.	01202	0.35	12.96	12.81	14.39	13.92	13.80	14.19	13.85	14.39	14.48	15.16
	8. Spices			**1.88**										
41	Pepper whole	"	01301	1.88	46.13	40.41	43.50	50.09	51.70	57.77	45.78	47.94	44.82	42.59
	9. Potatoes, Other Tubers and Stems			**0.08**										
42	Potato	Kg.	01401	0.08	7.21	7.19	6.70	8.67	8.93	10.00	9.90	8.85	8.85	7.69
	10. Coffee and Tea Leaves			**3.95**										
43	Coffee beans	Kg.	01502/3	1.78	115.27	104.18	108.57	111.15	113.21	88.53	106.70	96.53	89.73	89.93
44	Tea leaves	100 gm.	01504	0.27	3.45	3.75	3.80	4.05	3.89	4.41	7.04	8.91	9.37	11.07
45	'Chat'	Kg.	01506	1.90	66.76	80.50	95.61	121.54	92.47	120.47	**109.93**	**87.46**	**57.04**	105.13
	11. Other food items			**2.63**										

Sr. No.	Expenditure Item	Units	Code	N_weight	2011 December	2012 January	February	March	April	May	June	July	August	September
46	Sugar - unpacked	Kg.	01602	2.25	17.29	17.87	18.13	18.13	18.13	23.55	22.20	20.00	20.41	20.89
47	Salt - unpacked non iodized	"	01601	0.28	3.39	3.31	3.59	3.64	3.98	3.72	3.98	20.00	3.71	3.83
48	Baking powder		01605	0.09	17.50	17.50	17.50	17.50	17.50	17.50	17.50	17.50	17.50	17.50
	12. Milling Charges			**0.28**										
49	Cereals	100 kg.	01801	0.28	19.85	22.34	22.89	22.13	22.13	23.40	22.13	22.13	22.13	23.40
	B. Food Taken Away From Home			**5.44**										
50	Meal (Hotel food - non fasting	Single Mea	01704/5	1.32	20.18	20.18	19.48	21.91	21.69	23.00	24.37	23.21	23.21	24.75
51	Cup of tea	No.	01701	0.21	1.28	1.25	1.25	1.46	1.25	1.32	1.33	1.41	1.41	1.57
52	Fasting meal without fish (No)		01707	2.14	11.38	11.38	11.72	12.52	12.60	13.32	13.48	12.79	13.23	14.66
53	Cup of coffee (No)		01702	0.90	2.74	2.88	2.80	2.91	2.94	3.03	2.99	3.20	3.12	3.36
54	Cup of milk with tea or coffee(No)		01703	0.42	3.67	3.54	3.60	3.65	3.30	3.48	3.61	3.75	3.83	4.33
55	"Tibs", mutton (No)		01707	0.38	26.97	27.32	27.11	29.32	29.91	31.42	32.40	31.18	31.73	32.77
57	"Kikil" mutton /Goat (No)		01708	0.06	18.48	18.75	18.44	17.44	18.22	21.50	21.69	21.91	22.36	22.72
	BEVERAGE and CIGARETTES			**1.41**										
	II. BEVERAGES			**0.86**										
	2.1 Non-alcoholic			**0.71**										
58	Coca Cola, Fanta	300 cc.	01903/4	0.60	6.00	6.00	6.32	7.16	7.32	7.48	7.32	7.32	7.48	7.38
59	Packed water	1 litere	01902/1	0.12	6.67	6.74	7.72	7.73	8.09	7.95	8.05	6.84	7.73	8.63
	2.2 Alcoholic			**0.15**										
60	Beer (Meta Abo) 330cc	330 ml.	02007	0.15	9.00	9.00	9.00	9.19	9.00	9.00	9.00	9.79	9.83	9.83
	III. CIGARETTES and TOBACCO			**0.55**										
61	Nyala	20 PCs.	02101	0.32	10.00	10.17	10.15	10.15	10.66	10.74	10.96	10.95	11.07	10.84
62	Rothmans	"	02102	0.23	27.89	27.39	25.00	30.00	25.00	25.00	25.00	30.00	36.88	30.00
	IV. CLOTHING and FOOTWEAR			**10.99**										
	4.1 Clothing			**8.70**										
	4.1.1 Cloths			**0.79**										

Sr. No.	*Expenditure Item*	Units	Code	N_weight	2011	2012								
					December	January	February	March	April	May	June	July	August	September
63	Abujedid	"	20101/2	0.20	30.88	31.57	32.31	34.63	34.00	35.35	33.00	33.59	28.65	29.87
64	Kashmire		20109	0.35	48.66	48.66	48.66	48.66	48.66	48.66	48.66	48.66	48.66	54.50
65	'Diria'		20113	0.23	28.95	40.74	43.33	46.16	43.00	43.83	48.86	51.97	54.98	55.15
	4.1.2 Ready made for adults			**6.59**										
66	Jeans trousers(male mediun	No.	20311	0.60	321.01	319.49	329.20	338.78	334.18	350.63	317.78	317.78	367.15	374.70
67	'Kemis' and 'Netela' - mediun	"	20313	0.09	240.00	270.00	240.00	240.00	240.00	240.00	240.00	240.00	240.00	240.00
68	'Netela'	"	20301	0.07	34.46	34.46	34.46	34.46	34.46	34.46	34.46	34.64	34.46	34.46
69	Singlet	"	20310	0.23	25.00	27.39	29.43	29.43	29.43	31.18	29.43	34.64	28.23	30.00
70	Shirts (long sleeved local)	"	20303	0.21	83.20	80.00	113.24	113.24	113.24	113.24	113.24	113.24	103.23	96.55
71	'Gildim'(shirit)	"	20325	1.57	32.33	32.33	32.33	32.33	32.33	32.33	32.33	32.33	32.33	32.33
72	Mekermia / Yeaderye netela Mutsen	"	20326	1.44	110.52	112.53	119.48	123.04	126.80	141.99	146.85	146.85	103.23	103.51
73	'Gabi'	"	20302	0.16	80.00	80.00	80.00	80.00	80.00	80.00	80.00	80.00	80.00	80.00
74	Shirts (long sleeved imported)	"	20304	0.34	171.31	175.03	184.57	182.79	182.00	205.98	194.08	194.08	154.95	191.07
75	Joging suit	"	20323	1.74	247.28	283.06	296.19	316.20	299.55	389.87	358.81	374.57	374.17	369.40
76	Under wear(Female)- china	"	20319	0.14	60.00	60.00	60.00	60.00	60.00	60.00	60.00	60.00	60.00	60.00
	4.1.3 Ready made for children			**0.99**										
77	Dress other than national	No.	20406	0.15	226.01	238.89	241.28	250.84	262.41	282.90	309.27	288.96	255.40	303.90
78	Baby Cloths (Complete)	"	20407	0.40	150.97	165.22	161.19	172.36	158.55	176.84	162.96	147.80	144.21	144.97
79	Jeans jacket and trousers	"	20409	0.24	187.04	184.66	212.11	199.33	186.24	236.33	209.84	239.86	239.86	243.15
80	Shirts (long sleeved imported)	"	20404	0.10	69.64	69.64	69.64	69.64	69.64	69.64	69.64	69.64	69.64	69.64
81	T-shirts	"	20408	0.10	64.81	51.61	54.85	59.86	74.06	67.29	54.85	76.30	73.87	81.21
	4.1.4 Cost of tailoring			**0.34**										
82	Children - Khaki suit	"		0.34	76.41	76.41	76.41	76.41	76.41	76.41	76.41	76.41	43.27	43.27
	4.2. Footwear and Repairs			**2.29**										
	4.2.1.Adult	pair		**1.86**										
83	Slippers sponge - china	"	20507	0.23	26.10	26.27	27.19	26.73	25.72	24.27	25.63	26.55	26.72	24.41
84	Shoes, Leather (imported)(Male)	"		0.24	115.00	115.00	115.00	115.00	115.00	115.00	104.88	115.00	115.00	115.00
85	Shoes, Leather (local)(Male)	"	20501	0.23	146.12	146.12	146.12	204.94	124.93	124.93	124.93	124.93	96.86	96.86
86	Shoes, Canvas (local)(Female)	"		0.46	29.58	29.58	29.58	29.58	29.58	29.58	29.58	29.58	29.58	29.58
87	Shoes, Leather (local)(Female)	"	20512	0.20	73.12	82.58	91.46	81.81	66.63	79.03	91.46	95.54	81.43	81.43
88	Shoes, Plastic (local)(Female)	"	20506	0.49	19.44	19.44	14.96	17.79	14.96	25.38	22.00	25.09	26.72	21.56
	4.2.2.Children			**0.42**										
89	Shoes plastic (Local)		20602	0.21	21.05	20.10	14.51	17.79	14.51	21.00	14.66	14.51	21.77	20.18

Sr. No.	Expenditure Item	Units	Code	N_weight	2011 December	2012 January	February	March	April	May	June	July	August	September
90	Shoes, Leather (Local)		20601	0.14	80.00	86.79	123.24	123.24	123.24	151.61	153.26	63.29	68.04	76.52
91	Shoes, Leather (Imported)		20603	0.08	127.24	119.47	95.24	95.24	95.24	141.80	104.88	146.59	136.35	148.18
	V. HOUSE RENT, CONSTRUCTION MATERIALS, WATER, FUEL and POWER			**18.68**										
	5.1 House rent			**8.62**										
92	Rent (owner occupied house	Month		8.62	119.94	119.94	119.94	119.94	119.94	119.94	145.36	145.36	145.36	145.36
	5.2 Construction Materials			**2.17**										
93	Cement	50 kg	30101	0.34	152.22	141.13	148.60	127.48	135.55	138.31	135.00	135.87	132.27	127.94
94	Wood for house construction	No	30106	0.38	35.52	30.77	37.21	43.87	40.95	37.28	41.40	44.24	42.66	42.98
95	Stone	Cubic mete	30119	0.65	90.00	90.00	170.00	170.00	190.00	170.00	170.00	170.00	90.00	90.00
96	Door set complete (per meter sq.)/ir	sq. meter	30125	0.46	1,500.00	1,500.00	1,500.00	1,500.00	1,500.00	1,500.00	1,500.00	1,500.00	1,500.00	1,549.19
97	Mega paints	4 Lt.	30121	0.20	133.89	135.01	132.17	130.43	132.17	132.17	129.94	131.65	127.94	126.64
98	Lime (gram)	25 kg		0.14	2.26	2.53	2.35	2.09	1.27	1.30	3.23	2.24	1.37	3.00
	5.3 Water charge			**0.95**										
99	Water Charge	Cubic mete	30201	0.95	7.55	7.55	7.55	7.55	7.55	7.55	7.55	7.55	7.55	7.55
	5.4 Fuel and Power			**6.94**										
100	Electricity	k.w.	30306	0.47	0.27	0.27	0.27	0.27	0.27	0.27	0.27	0.27	0.27	0.27
101	Kerosene	Lt.	30304	1.12	13.77	13.77	13.77	13.77	13.77	13.77	13.77	13.64	13.64	13.64
102	Firewood	Cubic mete	30301	4.05	112.37	107.11	108.89	108.89	133.20	190.79	190.79	194.46	157.58	171.44
103	Charcoal	kg.	30302	0.67	3.61	2.83	4.55	2.57	3.52	3.60	3.19	1.80	2.37	2.95
104	Matches	Box	30307	0.17	0.50	0.52	0.50	0.50	0.50	0.52	0.54	0.52	0.50	0.50
105	Dry cells (No.)	No.	30310	0.45	5.77	5.66	7.54	7.54	5.03	5.86	5.19	4.76	5.10	5.41
	VI. FURNITURE, FURNISHINGS HOUSEHOLD EQUIPMENT and OPERATI			**6.98**										
	6.1 Furniture, fixtures			**2.07**										
106	Bed - Wanza machine made	No.	40106	0.29	1,922.09	1,981.33	2,088.34	1,899.24	2,057.46	2,072.28	2,011.22	2,176.69	1,971.49	1,981.22
107	Cupboards - wanza twin d	"	40105	0.11	2,177.47	2,437.90	2,315.22	2,689.13	2,575.27	2,502.77	2,519.17	2,697.61	2,118.43	2,683.78
108	Plastic 'mintaf'	"	40208	1.60	55.76	56.13	56.81	51.01	59.33	62.33	65.03	57.72	57.51	58.46
109	Tables	"	40101/2	0.06	528.53	534.69	588.86	470.68	639.07	648.78	697.53	659.71	592.76	652.69
	6.2 Furnishings and repairs			**1.25**										

Sr. No.	Expenditure Item	Units	Code	N_weight	2011 December	2012 January	February	March	April	May	June	July	August	September
110	Mattress Addis Ababa foam	no.	40205	0.15	1,100.00	1,100.00	1,000.00	1,000.00	1,100.00	1,100.00	1,200.00	1,200.00	1,200.00	1,250.00
111	Towel Akaki medium quali	"	40206	0.08	7.67	7.67	7.67	7.67	7.67	7.67	7.67	7.67	7.67	7.67
112	Curtains (No.)-imported	meter	40207	0.49	73.35	66.83	114.89	120.00	117.07	91.40	114.33	114.33	70.59	111.76
113	Bed sheets (Pair)	pair	40201/2	0.52	140.00	140.00	140.00	140.00	140.00	140.00	140.00	140.00	140.00	140.00
	6.3 Heating and Cooking appliances			**0.37**										
114	refregirator			0.37	**2900.00**	**2900.00**	**2900.00**	**2900.00**	**2900.00**	**2900.00**	**2900.00**	**2900.00**	**2900.00**	**2900.00**
	6.4 Other Household Equipment			**1.21**										
115	Plastic bucket	No.	40702	0.44	40.33	42.04	42.52	41.22	42.99	42.43	40.76	41.66	43.62	43.71
116	Cooking pan	"	40601	0.48	47.33	47.94	49.95	36.75	49.95	56.58	51.42	57.36	58.39	58.39
117	Gas stove	"	40604	0.21	97.87	94.74	107.28	133.41	120.13	123.06	129.27	132.83	109.26	129.89
118	Mitad earthen	"	40403	0.07	67.65	69.90	70.95	69.55	76.21	83.38	79.53	79.53	82.11	77.86
	6.5 Household operation			**1.78**										
119	Laundry soaps, local	200 gm.	41001	0.98	4.37	4.51	5.16	3.79	5.16	3.97	3.06	3.06	4.00	4.00
120	Incense	kg.	41004	0.20	52.44	52.44	57.45	57.45	56.48	56.48	56.96	50.00	48.27	48.27
121	Laundry soaps, imported	200 gm.	41002	0.37	7.62	8.25	9.65	7.30	7.65	8.55	6.86	6.76	6.60	6.76
122	Sandal wood (No)		41005	0.13	0.50	0.50	0.50	0.47	0.51	0.53	0.55	0.55	0.50	0.46
123	Detergent soaps, local (gram)		41001	0.10	1.87	1.89	1.90	1.91	1.96	1.99	1.93	1.93	1.87	2.00
	6.6 Domestic service			**0.30**										
124	Salary for servants - Maid	Month	41201	0.22	268.82	280.03	266.34	271.08	294.09	295.49	287.28	271.37	281.03	293.91
125	Daily labourer	Day	41202	0.08	30.22	31.01	31.71	30.75	32.90	35.17	37.96	36.27	37.85	37.28
	VII. MEDICAL CARE and HEALTH EXPENSES			**0.85**										
	7.1 Pharmaceutical products and herbici			**0.70**										
126	Ampicillin 250 mg.	56 capsule	50101	0.22	46.43	42.53	46.02	42.50	46.79	47.08	45.19	54.83	46.84	53.69
127	Fasider (Tab)		50114	0.48	7.00	7.00	7.00	7.00	7.00	7.00	7.00	7.00	7.00	7.00
	7.2 Other medical expenses			**0.15**										
128	Doctor's fee (visit)(Government)	"	50201/2	0.15	2.00	2.00	2.00	2.00	2.00	2.21	2.00	2.00	2.00	2.00
	VIII. TRANSPORT and COMMUNICATION			**2.43**										

Sr. No.	Expenditure Item	Units	Code	N_weight	2011 December	2012 January	February	March	April	May	June	July	August	September
	8.1 Transport			**1.54**										
129	Fuel,	Lt/auto.	60101/2,3	1.54	20.62	20.62	20.62	20.62	20.62	20.62	20.62	19.55	19.55	19.55
	8.2 Public transport			**0.81**										
130	Bus fare - per km	"	60104	0.36	0.15	0.15	0.15	0.15	0.15	0.15	0.15	0.15	0.15	0.15
131	Cart fare (Trip)		60106	0.45	1.59	1.59	2.09	2.09	2.09	2.00	2.09	2.09	2.00	2.00
	8.3 Communication			**0.08**										
132	Telephone charges- within A	Period	60201	0.08	0.20	0.20	0.20	0.20	0.20	0.20	0.20	0.20	0.20	0.20
	IX. RECREATION, ENTERTAINMENT and EDUCATION			**1.27**										
	9.1 Equipment and accessories			**0.93**										
133	Radio set - phillips 3 band	No.	70103	0.09	350.00	350.00	273.29	273.29	273.29	273.29	273.29	273.29	289.83	289.83
134	T.V.set	No.	70101	0.40	3469.51	3469.51	3977.54	3977.54	3977.54	3800.00	3800.00	3800.00	3800.00	1998.00
135	Tape recorder	No.	70104	0.33	491.42	491.42	491.42	491.42	491.42	491.42	491.42	491.42	491.42	491.42
136	DVD - players	No.	70108	0.11	664.99	664.99	664.99	664.99	664.99	664.99	664.99	664.99	664.99	664.99
	9.2 Entertainment and recreation			**0.06**										
137	Photo - black & white passpc	6 PCs.	70105	0.06	7.93	8.22	8.15	8.45	8.64	8.15	8.87	9.79	9.88	9.10
	9.3 Reading			**0.00**										
	9.4 Education			**0.28**										
138	Exercise books - 50 leaves	No.	70201	0.14	6.77	6.74	6.67	6.54	6.28	6.50	6.91	7.04	7.15	7.34
139	Ball-point - Bic	No	70203	0.11	2.84	2.85	2.82	2.77	2.84	2.85	2.80	2.73	3.06	3.12
140	School uniform - boys	No	70207	0.03	100.29	78.30	94.10	73.06	103.69	103.69	103.69	100.50	200.00	189.82
	X. PERSONAL CARE and EFFECTS			**1.53**										
	10.1 Personal care			**0.79**										
141	Hair dressing - normal without	person	80104/5	0.12	21.75	21.15	22.88	23.05	23.32	25.66	26.34	26.34	26.34	26.34
142	Toilet soaps	90 gm.	80101	0.22	6.55	6.50	6.62	6.53	7.20	7.34	7.34	7.20	7.34	7.29

Sr. No.	Expenditure Item	Units	Code	N_weight	2011	2012								
					December	January	February	March	April	May	June	July	August	September
143	Zenith, hair oil	330 cc	80110	0.14	20.49	21.81	20.76	22.11	22.65	22.13	22.22	22.14	22.40	22.51
144	Perfume (cc)		80109	0.31	22.63	22.63	22.63	22.63	22.63	22.63	22.63	22.63	22.63	22.63
	10.2 Personal effects			**0.03**										
145	Umbrella - women imported /c	No.	80202	0.03	69.10	71.85	71.30	64.91	103.51	79.73	104.40	77.89	72.95	90.75
	10.3 Jewelry			**0.71**										
146	Earrings - 18 karat 4 gm gold	Pair	80303	0.13	**740.00**	**740.00**	**740.00**	**740.00**	**740.00**	**740.00**	**740.00**	**740.00**	**740.00**	**740.00**
147	Neck laces	No.	80304	0.32	**1110.00**	**1110.00**	**1110.00**	**1110.00**	**1110.00**	**1110.00**	**1110.00**	**1110.00**	**1110.00**	**1110.00**
148	Ring, gold - 21 karat 6 gm gol	No.	80305	0.11	**800.00**	**800.00**	**800.00**	**800.00**	**800.00**	**800.00**	**800.00**	**800.00**	**800.00**	**800.00**
149	Bracelet, gold - 18 karat	No.	80306	0.08	**2700.00**	**2700.00**	**2700.00**	**2700.00**	**2700.00**	**2700.00**	**2700.00**	**2700.00**	**2700.00**	**2700.00**
150	Watch - men's Seiko - 21 jewe	No.	80301	0.07	**220.00**	**220.00**	**220.00**	**220.00**	**220.00**	**220.00**	**220.00**	**220.00**	**220.00**	**220.00**
	XI. MISCELLANEOUS GOODS			**1.43**										
151	Money transfer charge	Once	95002	1.08	13.00	13.00	13.00	13.00	13.00	13.00	13.00	13.00	13.00	13.00
152	Coffin (No)	No.	95001	0.16	1,212.31	1,053.22	1,248.54	1,095.45	1,254.28	1,254.28	1,465.90	1,095.45	1,048.81	826.58
153	photocoping	page	95003	0.20	0.70	0.70	0.77	0.59	0.63	0.65	0.65	0.65	0.65	0.65

Sr. No.	*Expenditure Item*	Units	Code	N_weight				2013		
					October	November	December	January	February	Diff
1	'Teff' mixed	Kg.	00002	1.52	14.83	14.88	13.81	14.30	13.98	-0.32
2	'Teff' white	"	00001	2.62	16.62	17.00	15.65	15.99	15.90	-0.08
3	'Teff' black	"	00003	0.75	13.00	13.00	13.25	12.66	11.87	-0.79
4	Wheat white	"	00004	1.32	9.80	9.26	9.05	9.01	9.12	0.11
5	Maize	"	00010	3.52	6.07	5.98	5.49	5.61	5.56	-0.05
6	Wheat black	"	00005	3.69	7.48	7.48	8.67	8.67	7.00	-1.67
7	Barley white	"	00006	0.09	9.63	9.19	8.44	9.09	9.10	0.01
8	Rice	"	00016	0.42	15.32	15.57	15.56	15.31	15.99	0.69
9	Sorghum	"	00012/14	0.89	9.22	9.39	8.31	9.59	9.44	-0.16
10	Furno Duket(milled)		00112	0.08	11.78	11.57	11.40	11.37	11.49	0.12
										0.00
										0.00
	2. Pulses sub total (2.1+2.2)			**2.95**						0.00
										0.00
	2.1 Pulses Un-milled			**0.43**						0.00
11	Chick peas	Kg.	00205	0.00	13.42	13.14	10.98	11.83	11.10	-0.73
12	Lentils	"	00206	0.32	20.00	19.81	18.20	17.74	16.89	-0.85
13	Haricot beans	"	00201	0.11	8.73	8.08	7.81	8.24	8.49	0.24
										0.00
	2.2 Pulses milled			**2.52**						0.00
										0.00
14	Lentils split	Kg.	00308	0.46	25.65	25.49	24.23	23.60	20.65	-2.95
15	Peas milled	"	00302	0.16	22.00	22.65	17.86	17.86	17.86	0.00
16	Vetch milled	"	00209	0.12	17.66	17.96	19.32	16.95	20.65	3.70
17	Mixed pulses milled	"	00303	0.59	16.33	16.33	16.33	16.33	16.33	0.00
18	Peas split	"	00305	0.37	16.89	21.94	17.86	16.95	20.65	3.70
19	Horse beans milled	"	00301	0.81	19.13	20.73	18.06	19.47	18.41	-1.07
										0.00
	3. Pasta, Bread etc. (3.1+3.2)			**4.00**						0.00
										0.00
	3.1 Pasta and Cereals Products			**0.87**						0.00
20	Macaroni (local without egg	Kg.	00503	0.42	17.74	17.49	17.15	19.47	18.41	-1.07
21	Spaghetti (local without egg	"	00501	0.45	25.94	23.48	23.50	23.30	23.61	0.31
										0.00
	3.2 Bread and other prepared food			**3.12**						0.00
										0.00
22	Wheat bread (bakery)	350 gm	00604	1.85	3.84	4.00	4.05	4.41	4.39	-0.01
23	'Injera' - Teff mixed	325 gm	00601	0.82	4.43	4.73	4.75	4.52	4.42	-0.10
24	Wheat bread (traditional - /	350 gm.	00602/3	0.45	5.66	4.86	5.44	4.20	5.25	1.05
										0.00
	4. Meat			**3.19**						0.00
										0.00
25	Beef - 'Shint'	Kg.	00701	0.25	100.00	100.00	100.00	100.00	100.00	0.00
26	Chicken (Hen alive indigenou	No		1.01	53.57	55.42	49.82	73.12	56.02	-17.11

Sr. No.	*Expenditure Item*	Units	Code	N_weight				2013		
					October	November	December	January	February	Diff
27	Mutton (Sheep alive 10-15 k	"		1.93	515.84	602.86	556.05	622.31	610.74	-11.58
										0.00
	5. Milk, Cheese and Egg			**9.48**						0.00
										0.00
28	Milk un-pasteurized	Lt.	00901	8.96	14.73	12.35	14.20	14.44	13.61	-0.83
29	Eggs	Dozen	00908	0.09	32.58	30.85	30.85	31.81	29.48	-2.33
30	Milk Powdered (gram)	0gm me &	00905	0.43	107.53	104.36	104.66	105.30	106.08	0.78
										0.00
	6. Oils and Fats			**3.64**						0.00
										0.00
31	Edible oil (local)	Lt.	01003	0.57	18.66	18.66	18.66	18.66	18.66	0.00
32	Butter unrefined	Kg.	01001	0.09	140.81	134.93	133.23	132.23	128.85	-3.38
33	Edible oil (Imported)	Lt.	01002	2.93	25.77	26.73	26.13	26.44	25.33	-1.10
34	Vegetable butter (local)s	Kg.	01004	0.06	84.71	84.98	84.75	85.62	87.34	1.72
										0.00
	7. Vegetables and Fruits (7.1+7.2)			**2.01**						0.00
										0.00
	7.1 Vegetables			**1.66**						0.00
										0.00
35	Onions (Red)	Kg.	01107	1.16	13.50	10.42	9.03	7.50	5.59	-1.91
37	Tomato	"	01106	0.37	14.58	10.18	9.37	7.50	6.82	-0.68
39	Garlic	"	01108	0.12	26.76	26.46	31.74	22.45	24.19	1.74
										0.00
	7.2 Fruits			**0.35**						0.00
										0.00
40	Orange	Kg.	01202	0.35	14.82	15.59	15.03	15.62	16.49	0.88
										0.00
	8. Spices			**1.88**						0.00
										0.00
41	Pepper whole	"	01301	1.88	42.53	47.95	39.40	34.79	33.35	-1.43
										0.00
	9. Potatoes, Other Tubers and Stems			**0.08**						0.00
										0.00
42	Potato	Kg.	01401	0.08	8.60	8.45	6.25	7.52	6.21	-1.31
										0.00
	10. Coffee and Tea Leaves			**3.95**						0.00
										0.00
43	Coffee beans	Kg.	01502/3	1.78	90.74	87.66	82.31	76.55	79.89	3.34
44	Tea leaves	100 gm.	01504	0.27	10.92	11.27	10.92	11.44	10.62	-0.82
45	'Chat'	Kg.	01506	1.90	73.89	60.13	86.96	53.68	62.94	9.27
										0.00
	11. Other food items			**2.63**						0.00
										0.00

Sr. No.	Expenditure Item	Units	Code	N_weight				2013		
					October	November	December	January	February	Diff
46	Sugar - unpacked	Kg.	01602	2.25	19.79	19.31	19.48	19.74	20.48	0.74
47	Salt - unpacked non iodized	"	01601	0.28	4.08	3.82	3.72	4.00	4.08	0.08
48	Baking powder		01605	0.09	17.50	17.50	17.50	17.50	17.50	0.00
										0.00
	12. Milling Charges			**0.28**						0.00
										0.00
49	Cereals	100 kg.	01801	0.28	23.40	22.36	21.53	24.49	25.90	1.41
										0.00
	B. Food Taken Away From Home			**5.44**						0.00
										0.00
50	Meal (Hotel food - non fasting	Single Mea	01704/5	1.32	26.56	25.72	25.72	26.02	26.02	0.00
51	Cup of tea	No.	01701	0.21	1.49	1.53	1.57	1.57	1.53	-0.04
52	Fasting meal without fish (No)		01707	2.14	14.30	14.87	14.11	14.80	14.65	-0.15
53	Cup of coffee (No)		01702	0.90	3.22	3.22	3.22	3.22	3.22	0.00
54	Cup of milk with tea or coffee(No)		01703	0.42	4.18	4.47	4.73	4.64	4.73	0.09
55	"Tibs", mutton (No)		01707	0.38	33.84	35.06	33.91	35.66	35.66	0.00
57	"Kikil" mutton /Goat (No)		01708	0.06	22.36	25.26	25.76	21.90	21.90	0.00
										0.00
	BEVERAGE and CIGARETTES			**1.41**						0.00
	II. BEVERAGES			**0.86**						0.00
										0.00
										0.00
	2.1 Non-alcoholic			**0.71**						0.00
										0.00
58	Coca Cola, Fanta	300 cc.	01903/4	0.60	7.40	7.40	7.40	7.40	7.40	0.00
59	Packed water	1 litere	01902/1	0.12	8.33	8.01	7.53	8.01	7.53	-0.48
										0.00
	2.2 Alcoholic			**0.15**						0.00
										0.00
60	Beer (Meta Abo) 330cc	330 ml.	02007	0.15	9.88	10.31	10.99	10.99	11.20	0.22
										0.00
	III. CIGARETTES and TOBACCO			**0.55**						0.00
										0.00
61	Nyala	20 PCs.	02101	0.32	10.63	11.50	10.77	10.00	10.00	0.00
62	Rothmans	"	02102	0.23	25.00	30.00	30.00	30.00	30.00	0.00
										0.00
	IV. CLOTHING and FOOTWEAR			**10.99**						0.00
										0.00
	4.1 Clothing			**8.70**						0.00
										0.00
	4.1.1 Cloths			**0.79**						0.00
										0.00

Sr. No.	*Expenditure Item*	Units	Code	N_weight				2013		
					October	November	December	January	February	Diff
63	Abujedid	"	20101/2	0.20	30.00	30.06	29.99	30.64	30.99	0.35
64	Kashmire		20109	0.35	55.00	57.45	57.45	57.45	57.45	0.00
65	'Diria'		20113	0.23	55.33	56.10	55.33	57.69	53.73	-3.96
										0.00
	4.1.2 Ready made for adults			**6.59**						0.00
										0.00
66	Jeans trousers(male mediun	No.	20311	0.60	388.61	350.58	329.46	355.94	358.39	2.46
67	'Kemis' and 'Netela' - mediun	"	20313	0.09	240.00	240.00	240.00	240.00	240.00	0.00
68	'Netela'	"	20301	0.07	34.46	34.46	34.46	34.46	34.46	0.00
69	Singlet	"	20310	0.23	28.66	33.25	35.00	40.00	36.74	-3.26
70	Shirts (long sleeved local)	"	20303	0.21	103.23	106.41	114.31	114.60	119.56	4.96
71	'Gildim'(shirit)	"	20325	1.57	32.33	32.33	32.33	32.33	32.33	0.00
72	Mekermia / Yeaderye netela Mutsen	"	20326	1.44	98.30	153.26	149.83	148.29	161.22	12.93
73	'Gabi'	"	20302	0.16	80.00	80.00	80.00	80.00	80.00	0.00
74	Shirts (long sleeved imported)	"	20304	0.34	201.68	210.01	204.39	191.20	189.73	-1.47
75	Joging suit	"	20323	1.74	392.96	235.88	216.61	229.58	253.29	23.71
76	Under wear(Female)- china	"	20319	0.14	60.00	60.00	60.00	60.00	60.00	0.00
										0.00
	4.1.3 Ready made for children			**0.99**						0.00
										0.00
77	Dress other than national	No.	20406	0.15	267.28	297.37	293.15	274.29	279.34	5.06
78	Baby Cloths (Complete)	"	20407	0.40	147.26	158.94	146.81	149.78	139.82	-9.96
79	Jeans jacket and trousers	"	20409	0.24	259.62	270.00	300.00	300.00	309.84	9.84
80	Shirts (long sleeved imported)	"	20404	0.10	82.16	69.64	69.64	69.64	69.64	0.00
81	T-shirts	"	20408	0.10	99.87	77.46	77.46	77.46	77.46	0.00
										0.00
	4.1.4 Cost of tailoring			**0.34**						0.00
										0.00
82	Children - Khaki suit	"		0.34	43.27	43.27	43.27	43.27	43.27	0.00
										0.00
	4.2. Footwear and Repairs			**2.29**						0.00
										0.00
	4.2.1.Adult	pair		**1.86**						0.00
83	Slippers sponge - china	"	20507	0.23	25.48	23.48	25.08	23.31	25.65	2.34
84	Shoes, Leather (imported)(Male)	"		0.24	115.00	115.00	115.00	115.00	115.00	0.00
85	Shoes, Leather (local)(Male)	"	20501	0.23	**96.86**	**96.86**	**96.86**	**96.86**	**96.86**	0.00
86	Shoes, Canvas (local)(Female)	"		0.46	**29.58**	**29.58**	**29.58**	**29.58**	**29.58**	0.00
87	Shoes, Leather (local)(Female)	"	20512	0.20	81.43	121.85	121.13	123.05	119.59	-3.46
88	Shoes, Plastic (local)(Female)	"	20506	0.49	23.46	27.93	28.97	29.23	28.17	-1.05
										0.00
	4.2.2.Children			**0.42**						0.00
										0.00
89	Shoes plastic (Local)		20602	0.21	28.83	35.40	36.76	35.16	35.33	0.40

Sr. No.	Expenditure Item	Units	Code	N_weight				2013		
					October	November	December	January	February	Diff
90	Shoes, Leather (Local)		20601	0.14	68.29	102.35	26.76	80.54	79.48	-1.07
91	Shoes, Leather (Imported)		20603	0.08	149.87	145.48	144.91	151.13	151.29	0.16
	V. HOUSE RENT, CONSTRUCTION			**18.68**						0.00
	MATERIALS, WATER, FUEL and POWER									0.00
										0.00
	5.1 House rent			**8.62**						0.00
										0.00
92	Rent (owner occupied house	Month		8.62	145.36	145.36	145.36	145.36	145.36	0.00
										0.00
	5.2 Construction Materials			**2.17**						0.00
										0.00
93	Cement	50 kg	30101	0.34	128.98	125.32	113.14	109.82	104.24	-5.59
94	Wood for house construction	No	30106	0.38	41.70	41.20	40.00	40.00	40.00	0.00
95	Stone	Cubic mete	30119	0.65	90.00	90.00	90.00	90.00	90.00	0.00
96	Door set complete (per meter sq.)/ir	sq. meter	30125	0.46	1,600.00	1,600.00	1,549.19	1,600.00	1,400.00	-200.00
97	Mega paints	4 Lt.	30121	0.20	128.73	133.51	133.19	136.14	133.76	-2.37
98	Lime (gram)	25 kg		0.14	3.03	2.94	2.73	2.95	2.90	-0.05
										0.00
	5.3 Water charge			**0.95**						0.00
										0.00
99	Water Charge	Cubic mete	30201	0.95	**7.55**	**7.55**	**7.55**	**7.55**	**7.55**	0.00
										0.00
	5.4 Fuel and Power			**6.94**						0.00
										0.00
100	Electricity	k.w.	30306	0.47	0.27	0.27	0.27	0.27	0.27	0.00
101	Kerosene	Lt.	30304	1.12	13.64	13.64	13.64	13.64	13.64	0.00
102	Firewood	Cubic mete	30301	4.05	171.44	210.08	242.63	231.95	240.76	8.81
103	Charcoal	kg.	30302	0.67	3.21	2.01	1.89	1.79	2.55	0.76
104	Matches	Box	30307	0.17	0.50	0.50	0.50	0.50	0.50	0.00
105	Dry cells (No.)	No.	30310	0.45	5.31	5.37	5.00	5.00	4.96	-0.04
										0.00
	VI. FURNITURE, FURNISHINGS									0.00
	HOUSEHOLD EQUIPMENT and OPERATI			**6.98**						0.00
										0.00
	6.1 Furniture, fixtures			**2.07**						0.00
106	Bed - Wanza machine made	No.	40106	0.29	2,095.25	2,233.25	2,340.94	2,221.02	2,208.21	-12.81
107	Cupboards - wanza twin d	"	40105	0.11	2,711.70	2,751.65	2,662.71	2,925.50	3,050.17	124.68
108	Plastic 'mintaf'	"	40208	1.60	57.32	57.70	56.23	53.90	53.60	-0.29
109	Tables	"	40101/2	0.06	609.08	773.99	795.28	740.98	693.43	-47.55
										0.00
	6.2 Furnishings and repairs			**1.25**						0.00

Sr. No.	Expenditure Item	Units	Code	N_weight				2013		
					October	November	December	January	February	Diff
										0.00
110	Mattress Addis Ababa foam	no.	40205	0.15	1,250.00	1,250.00	1,250.00	1,250.00	1,250.00	0.00
111	Towel Akaki medium quali	"	40206	0.08	7.67	7.67	7.67	7.67	7.67	0.00
112	Curtains (No.)-imported	meter	40207	0.49	56.53	88.26	88.98	92.94	90.84	-2.10
113	Bed sheets (Pair)	pair	40201/2	0.52	140.00	140.00	140.00	140.00	140.00	0.00
	6.3 Heating and Cooking appliances			**0.37**						0.00
114	refregirator			0.37	**2900.00**	**2900.00**	**2900.00**	**2900.00**	**2900.00**	0.00
										0.00
	6.4 Other Household Equipment			**1.21**						0.00
115	Plastic bucket	No.	40702	0.44	43.37	46.11	42.43	44.47	42.70	-1.76
116	Cooking pan	"	40601	0.48	58.39	72.46	77.41	76.63	70.38	-6.25
117	Gas stove	"	40604	0.21	150.00	124.44	154.10	115.22	110.07	-5.15
118	Mitad earthen	"	40403	0.07	72.80	78.53	79.90	82.53	79.21	-3.31
										0.00
	6.5 Household operation			**1.78**						0.00
										0.00
119	Laundry soaps, local	200 gm.	41001	0.98	4.00	4.39	4.80	4.80	4.80	0.00
120	Incense	kg.	41004	0.20	48.27	48.27	59.67	66.88	72.19	5.31
121	Laundry soaps, imported	200 gm.	41002	0.37	6.50	6.59	6.60	6.58	6.58	0.00
122	Sandal wood (No)		41005	0.13	0.50	0.50	0.50	0.44	0.50	0.06
123	Detergent soaps, local (gram)		41001	0.10	1.85	1.87	2.00	1.94	1.96	0.01
										0.00
	6.6 Domestic service			**0.30**						0.00
										0.00
124	Salary for servants - Maid	Month	41201	0.22	270.27	269.41	266.37	273.75	278.89	5.14
125	Daily labourer	Day	41202	0.08	41.60	41.04	33.55	34.10	34.61	0.52
										0.00
	VII. MEDICAL CARE and HEALTH EXPENSES			**0.85**						0.00
										0.00
	7.1 Pharmaceutical products and herbici			**0.70**						0.00
										0.00
126	Ampicillin 250 mg.	56 capsule	50101	0.22	51.13	51.13	51.13	30.37	33.13	2.76
127	Fasider (Tab)		50114	0.48	7.00	7.00	7.00	7.00	7.00	0.00
										0.00
	7.2 Other medical expenses			**0.15**						0.00
										0.00
128	Doctor's fee (visit)(Government)	"	50201/2	0.15	2.00	2.00	2.00	2.00	2.00	0.00
										0.00
										0.00
	VIII. TRANSPORT and COMMUNICATION			**2.43**						0.00
										0.00

Sr. No.	Expenditure Item	Units	Code	N_weight				2013		
					October	November	December	January	February	Diff
	8.1 Transport			**1.54**						0.00
										0.00
129	Fuel,	Lt/auto.	60101/2,3	1.54	19.55	19.55	19.55	19.55	19.55	0.00
										0.00
	8.2 Public transport			**0.81**						0.00
										0.00
130	Bus fare - per km	"	60104	0.36	0.15	0.15	0.15	0.15	0.15	0.00
131	Cart fare (Trip)		60106	0.45	2.00	2.00	2.00	2.00	2.00	0.00
										0.00
	8.3 Communication			**0.08**						0.00
										0.00
132	Telephone charges- within A	Period	60201	0.08	0.20	0.20	0.20	0.20	0.20	0.00
										0.00
	IX. RECREATION, ENTERTAINMENT									0.00
	and EDUCATION			**1.27**						0.00
										0.00
	9.1 Equipment and accessories			**0.93**						0.00
										0.00
133	Radio set - phillips 3 band	No.	70103	0.09	289.83	289.83	289.83	289.83	289.83	0.00
134	T.V.set	No.	70101	0.40	1998.00	1998.00	1998.00	1998.00	1998.00	0.00
135	Tape recorder	No.	70104	0.33	491.42	491.42	491.42	491.42	491.42	0.00
136	DVD - players	No.	70108	0.11	664.99	664.99	664.99	664.99	664.99	0.00
										0.00
	9.2 Entertainment and recreation			**0.06**						0.00
										0.00
137	Photo - black & white passpc	6 PCs.	70105	0.06	9.10	11.83	10.47	10.47	10.37	-0.09
										0.00
	9.3 Reading			**0.00**						0.00
										0.00
	9.4 Education			**0.28**						0.00
										0.00
138	Exercise books - 50 leaves	No.	70201	0.14	7.75	7.92	7.00	6.62	6.94	0.32
139	Ball-point - Bic	No	70203	0.11	3.12	3.16	3.30	3.47	3.68	0.22
140	School uniform - boys	No	70207	0.03	178.97	163.09	167.19	168.24	163.25	-5.00
										0.00
	X. PERSONAL CARE and EFFECTS			**1.53**						0.00
										0.00
	10.1 Personal care			**0.79**						0.00
										0.00
141	Hair dressing - normal without	person	80104/5	0.12	26.34	26.34	29.07	26.34	26.34	0.00
142	Toilet soaps	90 gm.	80101	0.22	7.10	7.16	7.34	7.79	7.17	-0.61

Sr. No.	Expenditure Item	Units	Code	N_weight				2013		
					October	November	December	January	February	Diff
143	Zenith, hair oil	330 cc	80110	0.14	22.64	23.42	22.28	23.06	22.33	-0.74
144	Perfume (cc)		80109	0.31	22.63	22.63	22.63	22.63	22.63	0.00
										0.00
	10.2 Personal effects			**0.03**						0.00
										0.00
145	Umbrella - women imported /c	No.	80202	0.03	90.00	76.70	72.57	76.72	76.72	0.00
										0.00
	10.3 Jewelry			**0.71**						0.00
										0.00
146	Earrings - 18 karat 4 gm gold	Pair	80303	0.13	**740.00**	**740.00**	**740.00**	**740.00**	**740.00**	0.00
147	Neck laces	No.	80304	0.32	**1110.00**	**1110.00**	**1110.00**	**1110.00**	**1110.00**	0.00
148	Ring, gold - 21 karat 6 gm gol	No.	80305	0.11	**800.00**	**800.00**	**800.00**	**800.00**	**800.00**	0.00
149	Bracelet, gold - 18 karat	No.	80306	0.08	**2700.00**	**2700.00**	**2700.00**	**2700.00**	**2700.00**	0.00
150	Watch - men's Seiko - 21 jewe	No.	80301	0.07	**220.00**	**220.00**	**220.00**	**220.00**	**220.00**	0.00
										0.00
	XI. MISCELLANEOUS GOODS			**1.43**						0.00
										0.00
151	Money transfer charge	Once	95002	1.08	13.00	13.00	13.00	13.00	13.00	0.00
152	Coffin (No)	No.	95001	0.16	1,374.77	1,400.00	1,500.00	1,500.00	1,500.00	0.00
153	photocoping	page	95003	0.20	0.71	0.71	0.71	0.71	0.71	0.00

AMHARA CONSUMER PRICE INDEX

December 2006=100

Sr. No.	*Expenditure Item*	Units	Weight New-Adjuste	April	May	June	July	August	September
	GENERAL (All Items)		**100.00**						
	Non -FOOD TOTAL		**37.82**						
1	'Teff' mixed	Kg.	**3.21**	10.90	11.19	11.11	11.73	12.70	13.27
2	'Teff' white	"	**3.49**	11.83	12.03	11.95	12.47	13.50	14.44
3	'Teff' black	"	**3.48**	9.73	10.03	10.22	10.81	11.73	12.19
4	Wheat white	"	**4.18**	8.67	8.70	8.57	8.89	8.74	8.59
5	Maize	"	**3.47**	5.60	5.47	5.73	5.89	5.96	6.02
6	Wheat black	"	**2.23**	8.54	9.20	9.15	9.13	9.14	9.14
7	Barley black	"	**0.89**	7.87	7.77	8.70	8.60	8.80	9.04
8	Sorgum	"	**5.95**	6.57	6.65	6.62	6.78	7.77	8.30
9	African millet	"	**1.43**	6.48	6.82	7.15	7.30	7.67	7.79
10	Barley mixed	"	**0.33**	8.12	7.91	8.69	8.76	8.58	8.64
	2. Pulses sub total (2.1+2.2)		**7.92**						
	2.1 Pulses Un-milled		**2.21**						
11	Chick peas	Kg.	0.93	10.73	10.76	10.77	11.22	11.33	11.78
12	Lentils	"	0.08	17.66	17.55	17.61	17.16	17.17	16.87
13	Haricot beans	"	0.31	8.34	7.46	7.17	8.21	7.83	7.72
14	Horsebeans	"	0.69	12.46	12.16	12.21	11.80	11.42	11.08
15	Peas	"	0.19	13.04	12.77	12.77	12.91	12.63	12.37
	2.2 Pulses milled		**5.71**						
16	Lentils split	Kg.	0.24	25.80	25.64	25.73	25.71	25.89	25.61
17	Peas milled	"	1.33	29.39	30.06	30.30	29.84	29.14	30.45
18	Mixed pulses milled	"	0.13	29.83	30.50	24.17	30.13	25.83	24.40
19	Peas split	"	0.83	20.59	20.36	19.69	19.48	19.15	18.71
20	Fenugreek milled	"	0.08	41.03	40.87	40.47	40.43	42.12	41.54
21	Horsebeans split, Roasted	"	3.10	21.14	21.15	20.94	21.12	20.97	20.97

AMHARA CONSUMER PRICE INDEX

December 2006=100

Sr. No.	*Expenditure Item*	Units	Weight New-Adjuste	April	May	June	July	August	September
	GENERAL (All Items)		**100.00**						
	Non -FOOD TOTAL		**37.82**						
	3. Pasta, Bread etc. (3.1+3.2)		**1.03**						
	3.1 Pasta and Cereals Products		**0.08**						
22	Spaghetti (local without egg)	"	0.08	27.22	26.52	28.05	27.86	27.55	27.52
	3.2 Bread and other prepared fooc		**0.95**						
23	Wheat bread (bakery)	350 gm	0.32	4.36	4.43	4.33	4.28	4.39	4.32
24	'Injera' - Teff mixed	325 gm	0.35	2.68	2.71	2.87	2.95	3.13	3.17
25	Wheat bread (traditional - A	350 gm.	0.28	3.21	3.36	3.41	3.42	3.33	3.13
	4. Meat		**3.34**						
26	Beef - 'Shint'	Kg.	1.69	69.41	83.03	84.57	87.34	87.49	88.04
27	Chicken (Hen alive indigenou	No.	0.39	57.85	56.20	50.65	51.16	54.21	62.37
28	Mutton (Sheep alive 10-15 kg	"	1.26	610.97	598.93	609.49	634.00	662.67	677.76
	5. Milk, Cheese and Egg		**0.55**						
29	Milk un-pasteurized	Lt.	0.46	8.44	9.80	9.57	9.55	9.48	9.76
30	Eggs	Dozen	0.08	19.82	21.29	22.14	21.34	21.55	23.99
	6. Oils and Fats		**2.08**						
31	Edible oil (local)	Lt.	1.21	39.29	39.39	38.24	38.24	39.55	39.31
32	Butter unrefined	Kg.	0.32	127.78	128.80	133.88	125.77	126.16	125.33
33	Edible oil (Imported)	Lt.	0.39	23.75	23.96	24.34	22.84	24.47	24.35
34	Vegetable butter	Kg.	0.16	85.75	87.76	87.60	87.38	86.82	86.82

AMHARA CONSUMER PRICE INDEX

December 2006=100

Sr. No.	*Expenditure Item*	Units	Weight New-Adjusted	April	May	June	July	August	September
	GENERAL (All Items)		**100.00**						
	Non -FOOD TOTAL		**37.82**						
	7. Vegetables and Fruits (7.1+7.2)		**1.58**						
	7.1 Vegetables		**1.55**						
35	Onions	Kg.	0.72	8.70	11.47	11.24	11.05	14.11	16.37
36	Ethiopian kale	"	0.49	4.56	3.72	4.38	2.60	2.39	2.53
37	Tomato	"	0.05	7.13	7.71	8.11	8.96	10.03	13.14
38	Pepper green	"	0.07	17.87	16.45	18.07	19.09	17.45	16.71
39	Garlic	"	0.23	33.81	35.11	33.30	32.14	26.04	24.38
	7.2 Fruits		**0.03**						
40	Banana		0.03	10.12	10.23	9.99	10.52	11.15	11.83
	8. Spices		**3.49**						
41	Pepper whole	"	3.02	50.32	49.94	46.91	45.75	41.47	40.83
42	Ginger, dry	"	0.16	46.00	40.98	41.36	36.56	35.17	33.44
43	Cardamon		0.21	81.95	86.74	95.20	95.56	96.05	95.41
44	White cumin		0.11	40.71	39.63	36.98	35.75	32.71	31.43
	9. Potatoes, Other Tubers and Stem		**1.33**						
45	Potato	Kg.	1.33	5.79	6.40	5.83	5.67	5.48	5.24
	10. Coffee and Tea Leaves		**2.85**						
46	Coffee beans	Kg.	2.26	105.10	101.27	94.67	93.32	90.91	90.01
47	Tea leaves	100 gm.	0.08	5.39	6.33	9.74	11.32	10.80	10.41

AMHARA CONSUMER PRICE INDEX

December 2006=100

Sr. No.	*Expenditure Item*	Units	Weight New-Adjuste	April	May	June	July	August	September
	GENERAL (All Items)		**100.00**						
	Non -FOOD TOTAL		**37.82**						
48	'Chat'	Kg.	0.34	117.60	108.54	128.60	129.81	118.22	125.46
49	Buck-thorn leaves		0.18	23.26	20.15	20.94	22.24	21.73	22.11
	11. Other food items		**0.85**						
50	Sugar - unpacked	Kg.	0.30	15.41	15.43	15.43	15.31	15.35	15.31
51	Salt - unpacked non iodized	"	0.55	3.79	3.97	4.34	4.71	4.97	4.75
	12. Milling Charges		**1.22**						
52	Cereals	100 kg.	1.11	22.25	23.40	23.53	24.06	24.00	23.84
53	Milling charge,Spices		0.11	125.53	127.24	117.90	116.84	131.15	113.16
	B. Food Taken Away From Home		**7.29**						
54	Meal (Hotel food - non fasting	Single Meal	1.94	16.99	19.90	19.08	20.22	20.19	21.64
55	Cup of tea	No.	0.06	1.35	1.39	1.41	1.46	1.44	1.48
56	Fasting meals w/o fish		3.48	13.75	13.79	14.28	14.50	14.69	14.97
57	' Tibs mutton '		0.11	23.86	26.00	26.01	26.30	26.89	27.40
58	Cup of coffee		1.69	3.33	3.47	3.44	3.56	3.54	3.60
	BEVERAGE and CIGARETTES		**1.80**						
	II. BEVERAGES		**1.77**						
	2.1 Non-alcoholic		**0.15**						
59	Coca Cola, Fanta	300 cc.	0.15	7.04	7.11	7.11	7.16	7.21	7.28

	A	B	C	E	BR	BS	BT	BU	BV	BW
1		**AMHARA CONSUMER PRICE INDEX**								
2	***December 2006=100***									
3										
4				**Weight**						
5	**Sr.**	***Expenditure Item***	**Units**	**lew-Adjuste**						
6	**No.**									
7		***GENERAL (All Items)***		**100.00**						
8		**Non -FOOD TOTAL**		**37.82**	April	May	June	July	August	September
136		**2.2 Alcoholic**		**1.62**						
137										
138	60	Beer - Bedele	330 ml.	0.09	9.12	9.39	9.22	9.85	9.72	9.71
139	61	' Tela '		1.53	2.38	2.37	2.48	2.55	2.47	2.57
140										
141		**III. CIGARETTES and TOBACCO**		**0.03**						
142										
143	62	Nyala	20 PCs.	0.03	10.11	10.00	10.19	11.36	10.75	10.19
144										
145		**IV. CLOTHING and FOOTWEAR**		**6.96**						
146										
147		**4.1 Clothing**		**5.86**						
148										
149		**4.1.1 Cloths**		**1.02**						
150										
151	63	Abujedid	"	0.11	28.32	26.07	29.32	23.45	25.98	27.27
152	64	Hisifi	"	0.12	70.07	68.75	67.44	67.36	62.47	65.64
153	65	' Kashimir '		0.39	55.52	56.99	57.48	58.84	54.73	56.04
154	66	Polyster		0.41	59.47	60.04	70.97	54.86	56.23	62.63
155										
156		**4.1.2 Ready made for adults**		**3.35**						
157										
158	67	Jeans trousers	Pair	0.85	69.79	69.79	69.79	69.79	69.79	69.79
159	68	'Kemis' and 'Netela' - medium	"	0.40	347.24	349.13	342.08	351.81	348.63	351.74
160	69	'Netela'	"	0.24	137.62	145.36	141.45	145.43	140.63	142.39
161	70	'Gabi'	"	0.58	265.64	276.78	269.42	273.23	270.91	276.14
162	71	Sweater - A.A. medium quali	No.	0.09	132.23	156.86	152.13	144.24	161.68	162.68
163	72	Shirts (long sleeved local)	"	0.15	121.46	110.83	109.43	128.48	136.52	133.76
164	73	Khaki jacket	"	0.08	363.90	371.02	368.67	378.47	393.75	396.28
165	74	Under wear		0.40	46.07	48.04	47.70	47.54	49.47	49.89

AMHARA CONSUMER PRICE INDEX

December 2006=100

Sr. No.	*Expenditure Item*	Units	Weight New-Adjuste	BR April	BS May	BT June	BU July	BV August	BW September
	GENERAL (All Items)		**100.00**						
	Non -FOOD TOTAL		**37.82**						
75	Joging suit		0.56	315.81	341.32	344.11	335.21	347.28	346.06
	4.1.3 Ready made for children		**1.30**						
76	Dress other than national	"	0.66	194.63	199.19	215.14	215.93	233.24	239.21
77	Jeans trousers		0.28	218.81	232.53	204.93	205.00	201.40	217.01
78	Sweater, local		0.10	63.68	71.79	109.61	93.22	103.18	113.73
79	Baby cloths		0.26	141.23	140.85	140.99	149.83	150.51	144.74
	4.1.4 Cost of tailoring		**0.19**						
80	Adult - Woolen suit	No.	0.00	485.69	485.69	489.00	489.18	492.37	487.41
81	Children - Khaki suit	"	0.19	114.44	112.75	123.17	125.88	126.95	129.42
	4.2 Footwear and Repairs		**1.10**						
82	Shoes, leather (Local) - mode	Pair	0.15	306.29	305.89	303.25	307.43	314.79	311.86
83	Shoes, leather (Imported - C	"	0.07	902.28	885.09	862.12	849.89	926.33	940.20
84	Shoes, plastic - Local		0.71	13.75	14.67	17.88	13.32	17.37	15.78
85	Shoes, rubber - Local- Men		0.05	73.57	73.64	79.43	88.93	93.28	95.05
86	Shoes, Leather (local) - Women's		0.08	110.10	109.97	111.37	113.47	117.65	117.90
87	Shoes, Leather (local) - Children		0.05	125.02	132.83	131.23	130.12	135.46	138.46
	V. HOUSE RENT, CONSTRUCTION MATERIALS, WATER, FUEL and POWER		**20.68**						
	5.1 House rent		**11.72**						
88	Rent (owner occupied house	Month	11.72	225.49	225.49	225.49	225.49	225.49	225.49

AMHARA CONSUMER PRICE INDEX

December 2006=100

Sr. No.	*Expenditure Item*	Units	Weight New-Adjuste	April	May	June	July	August	September
	GENERAL (All Items)		**100.00**						
	Non -FOOD TOTAL		**37.82**						
	5.2 Construction Materials		**0.94**						
89	Corrugated iron sheets 32 ga	No.	0.12	117.54	117.80	120.49	110.92	121.25	121.33
90	Cement	50 kg	0.14	134.28	137.31	136.88	135.14	130.17	126.25
91	Mega paint	4 kg.	0.11	118.58	126.09	122.66	105.92	123.81	123.04
92	Nails	Kg.	0.09	29.37	33.15	36.08	35.53	34.40	34.61
93	Stone		0.12	108.94	106.54	114.73	103.50	120.14	128.49
94	Wood for house construction		0.36	26.61	25.39	26.51	19.60	27.77	27.76
	5.3 Water charge		**0.34**						
95	Water Charge	Cubic meter	0.34	2.75	2.75	2.75	2.75	2.75	2.75
	5.4 Fuel and Power		**7.67**						
96	Electricity	k.w.	0.28	0.27	0.27	0.27	0.27	0.27	0.27
97	Kerosene	Lt.	0.74	13.90	13.90	13.90	13.81	13.80	13.80
98	Firewood	Cubic meter	6.22	286.82	267.55	248.79	249.28	274.38	275.30
99	Charcoal	kg.	0.28	4.21	4.28	4.28	4.35	4.60	4.77
100	Matches	Box	0.07	0.49	0.50	0.50	0.50	0.50	0.50
101	Dry cell		0.09	5.44	5.45	5.38	5.06	5.11	5.23
	VI. FURNITURE, FURNISHINGS HOUSEHOLD EQUIPMENT and O		**2.99**						
	6.1 Furniture, fixtures		**0.54**						
102	Bed - Wanza machine made	No.	0.28	1,842.42	1,862.87	1,874.71	1,886.43	2,042.74	2,061.12
103	Tables	"	0.26	671.60	723.31	742.27	768.79	754.69	719.25
	6.2 Furnishings and repairs		**0.55**						

AMHARA CONSUMER PRICE INDEX

December 2006=100

Sr. No.	*Expenditure Item*	Units	Weight New-Adjuste	April	May	June	July	August	September
	GENERAL (All Items)		**100.00**						
	Non -FOOD TOTAL		**37.82**						
104	Blanket -Debre Birhan 160cm	No.	0.20	255.58	265.65	256.95	268.39	271.63	275.12
105	Mattress Addis Ababa foam 1	"	0.15	950.80	1,020.09	996.62	942.77	977.57	1,013.24
106	Towel Akaki medium qualit	"	0.19	65.46	72.34	68.64	67.88	67.38	68.04
	6.3 Heating and Cooking applianc		**0.02**						
107	Refrigerator	No.	0.02	5,745.68	6,048.08	5,883.69	5,882.45	6,203.61	6,252.78
	6.4 Other Household Equipment		**0.90**						
108	Plastic bucket	No.	0.33	37.48	37.32	37.41	37.53	37.02	36.98
109	Cooking pan	No.	0.29	51.84	51.00	50.05	50.61	50.93	50.74
110	Mitad earthen	No.	0.22	38.97	39.54	39.85	41.94	41.52	44.79
111	Flash light / torch light	No.	0.06	18.42	18.43	19.21	19.69	20.56	20.73
	6.5 Household operation		**0.74**						
112	Laundry soaps, local	200 gm.	0.41	5.64	5.47	5.44	5.55	5.74	5.72
113	Incense	kg.	0.17	72.47	75.76	92.12	84.40	97.94	97.50
114	Omo-detergent	50 gm.	0.06	3.49	3.42	3.43	3.44	3.46	3.57
115	Laundry soaps, imported	200 gm.	0.05	9.84	9.96	9.93	9.84	9.81	9.95
116	Sandal wood		0.05	0.47	0.47	0.47	0.47	0.47	0.46
	6.6 Domestic service		**0.25**						
117	Salary for servants - Maid	Month	0.15	121.17	122.79	125.62	120.19	127.31	129.07
118	Daily labourer	Day	0.10	30.95	31.73	31.43	31.78	32.66	32.66
	VII. MEDICAL CARE and HEALTH								

AMHARA CONSUMER PRICE INDEX

December 2006=100

Sr. No.	Expenditure Item	Units	Weight New-Adjuste	April	May	June	July	August	September
	GENERAL (All Items)		**100.00**						
	Non -FOOD TOTAL		**37.82**						
	EXPENSES		**0.43**						
	7.1 Pharmaceutical products and		**0.21**						
119	Ampicillin 250 mg.	56 capsule	0.21	24.57	26.64	23.93	26.69	26.29	26.70
	7.2 Other medical expenses		**0.22**						
120	Doctor's fee (private)	Visit	0.15	12.04	12.41	12.41	12.41	12.87	12.45
121	Doctor's fee (Government)	"	0.07	3.84	4.09	4.22	3.67	3.74	3.83
	VIII. TRANSPORT and COMMUNIC		**0.91**						
	8.1 Transport		**0.25**						
122	Fuel, motor oil and greases	Lt/auto.	0.25	20.07	20.07	20.10	19.29	19.05	19.15
	8.2 Public transport		**0.49**						
123	Bus fare - one way per perso	trip	0.36	1.00	1.00	1.00	1.00	1.00	1.00
124	Air fare	trip	0.07	949.51	1,054.96	1,054.96	1,056.59	1,069.43	1,069.43
125	Taxi fare	trip	0.05	1.32	1.32	1.31	1.34	1.34	1.34
	8.3 Communication		**0.17**						
126	Telephone charges- within Ac	Period	0.11	0.20	0.20	0.20	0.20	0.20	0.20
127	Telephone charges -mobile phone within t		0.06	0.72	0.72	0.72	0.72	0.72	0.72
	IX. RECREATION, ENTERTAINMENT and EDUCATION		**1.12**						

	A	B	C	E	BR	BS	BT	BU	BV	BW
1		**AMHARA CONSUMER PRICE INDEX**								
2	***December 2006=100***									
3										
4				**Weight**						
5	**Sr.**	***Expenditure Item***	**Units**	**lew-Adjuste**						
6	**No.**									
7		***GENERAL (All Items)***		**100.00**						
8		**Non -FOOD TOTAL**		**37.82**	April	May	June	July	August	September
289										
290		**9.1 Equipment and accessories**		**0.29**						
291										
292	128	T.V. set - Phillips 21 inch col	No.	0.10	4,107.30	3,905.05	4,092.00	4,125.38	4,083.34	4,221.83
293	129	Radio set - phillips 3 band	"	0.19	529.91	514.98	458.62	458.62	470.19	554.98
294										
295		**9.2 Entertainment and recreation**		**0.09**						
296										
297	130	Photo - black & white passpo	6 PCs.	0.09	7.59	7.65	7.62	7.86	7.71	7.75
298										
299		**9.3 Reading**								
300										
301										
302										
303		**9.4 Education**		**0.74**						
304										
305	131	Exercise books - 50 leaves	No.	0.23	5.27	5.52	5.43	5.48	5.60	5.87
306	132	Ball-point - Bic	No	0.08	2.99	2.96	3.05	2.98	3.04	3.07
307	133	Titution fee - regular -Private	No	0.31	194.34	194.34	194.34	163.43	163.43	163.43
308	134	Private college	No	0.13	50.00	50.00	50.00	50.00	50.00	50.00
309										
310		***X. PERSONAL CARE and EFFE***		**1.33**						
311										
312		**10.1 Personal care**		**0.57**						
313										
314	135	Hair dressing - normal without	person	0.22	22.54	22.92	23.24	22.86	23.24	23.84
315	136	Zenith - Hair oil	330cc	0.35	21.64	21.85	21.81	21.69	21.78	21.95
316										
317		**10.2 Personal effects**		**0.23**						
318										
319	137	Umbrella - women imported /cl	No.	0.10	107.32	109.82	111.94	110.67	111.21	113.64

	A	B	C	E	BR	BS	BT	BU	BV	BW
1		**AMHARA CONSUMER PRICE INDEX**								
2	***December 2006=100***									
3										
4				**Weight**						
5	**Sr.**	***Expenditure Item***	**Units**	**Jew-Adjuste**						
6	**No.**									
7		***GENERAL (All Items)***		**100.00**						
8		**Non -FOOD TOTAL**		**37.82**	April	May	June	July	August	September
320	138	Shaves machine(medium)	No.	0.13	75.77	77.47	80.20	67.80	78.37	78.57
321										
322		**10.3 Jewelry**		**0.53**						
323										
324	139	Watch - men's Seiko - 21 jewel	No.	0.13	380.00	380.00	380.00	380.00	380.00	380.00
325	140	Earrings - 18 karat 4 gm gold -	Pair	0.20	3,772.32	3,471.93	3,870.96	3,497.06	3,947.81	3,875.49
326	141	Neck laces-6 gm gold -21 kara	No.	0.12	5,658.48	5,059.22	5,806.44	5,084.51	5,921.71	5,934.74
327	142	Rings -18 karat 4 gm gold - lo	No.	0.08	3,772.32	3,471.93	3,870.96	3,497.06	3,947.81	3,875.49
328										
329		**XI. MISCELLANEOUS GOODS**		**1.61**						
330										
331	143	Money transfer charge (Teleg	Once	1.54	13.00	13.00	13.00	13.00	13.00	13.00
332	144	Photocopy per page		0.07	0.60	0.60	0.62	0.62	0.62	0.61

No.	BENISHANGUL CONSUMER PRICE INDEX		Feb	Mar.	April.	May	June	July	August
1	'Teff' mixed	Kg.	6.13	6.33	7.30	7.70	8.71	8.42	8.96
2	'Teff' white	"	6.74	6.95	7.98	8.90	9.56	9.36	9.44
3	'Teff' black	"	5.13	5.68	6.29	6.75	7.59	7.56	7.77
4	Wheat white	"	6.46	6.51	6.70	8.31	9.39	9.29	9.82
5	Maize	"	1.80	2.19	2.75	3.19	3.89	3.85	4.85
6	Wheat black	"	5.09	5.09	5.09	5.09	**6.49**	7.89	8.40
7	Sorgum	"	1.76	1.95	2.66	2.90	3.81	4.16	4.27
8	African millet	"	2.78	2.95	3.23	3.55	4.53	4.22	4.81
	2. Pulses sub total (2.1+2.2)								
	2.1 Pulses Un-milled								
9	Horse beans	Kg.	7.89	8.03	9.51	11.40	13.57	13.63	14.58
10	Soya beans	"	4.78	6.46	7.14	9.43	12.24	11.45	12.52
11	Haricot beans	"	5.51	6.52	8.05	7.98	9.48	11.09	11.42
	2.2 Pulses milled								
12	Lentils split	Kg.	17.52	18.84	20.37	23.19	25.33	25.25	25.65
13	Peas milled	"	14.26	16.00	18.14	17.32	22.00	24.33	23.98
15	vitch milled		11.64	11.10	13.31	14.16	18.00	18.98	18.97
16	Horse beans split		10.00	10.98	13.59	16.41	18.97	19.83	19.49
	3. Pasta, Bread etc. (3.1+3.2)								
	3.1 Pasta and Cereals Products								
17	Macaroni (local without egg)	Kg	12.70	13.25	13.54	14.67	17.35	17.00	16.94
	3.2 Bread and other prepared food								
18	Wheat bread (bakery)	350 gm	3.69	4.03	3.83	3.96	4.28	4.77	4.59
19	'Injera' - Teff mixed	325 gm	1.98	2.07	2.49	2.65	2.89	2.89	3.08
20	wheat bread (traditional)	350 gm	3.52	3.84	3.66	5.26	4.72	4.37	5.25
	4. Meat								
21	Beef - 'Shint'	Kg.	32.93	35.16	34.80	38.80	45.85	49.12	49.50
22	Chicken (Hen alive indigenous - cockerel	No.	34.47	36.11	35.03	39.31	40.33	38.27	39.29
23	Mutton (Sheep alive 10-15 kg.)	"	337.91	325.60	358.62	408.30	418.60	431.40	431.40

No.			Feb	Mar.	April.	May	June	July	August
	5. Milk, Cheese and Egg								
24	Milk un-pasteurized	Lt.	7.05	7.46	7.27	7.77	7.81	7.87	7.61
25	Eggs	Dozen	16.49	15.43	15.09	17.97	19.74	18.16	18.95
	6. Oils and Fats								
26	Edible oil (local)	Lt.	53.37	48.43	49.49	66.42	62.93	50.00	55.00
27	Butter unrefined	Kg.	64.12	70.37	77.63	93.13	87.55	71.54	71.44
28	Edible oil (Imported)	Lt.	26.63	30.80	42.32	27.24	26.10	26.42	26.42
29	Vegetable butter		67.10	68.02	68.02	84.69	83.33	84.69	87.47
	7. Vegetables and Fruits (7.1+7.2)								
	7.1 Vegetables								
30	Onions	Kg.	9.92	10.02	7.94	5.82	5.82	5.79	9.40
31	Ethiopian kale	"	3.66	3.32	2.57	2.06	2.61	1.89	1.43
32	Tomato	"	5.71	5.19	5.09	5.36	6.13	6.82	11.40
33	Pepper green	"	12.29	12.31	15.75	14.33	14.85	12.90	10.40
34	Garlic	"	32.89	45.38	38.60	54.03	50.80	49.98	50.66
36	pumpkin		1.12	1.53	1.10	1.61	1.59	1.40	1.40
	7.2 Fruits								
37	mango	Kg.	4.20	5.60	5.60	4.72	3.82	2.62	2.62
38	Banana	"	3.28	3.53	3.71	3.25	3.33	3.45	4.49
	8. Spices								
39	Pepper whole	"	19.82	27.90	33.16	31.45	35.16	34.27	38.66
40	Chilies	"	33.33	43.95	**43.95**	47.62	50.57	46.82	38.11
	9. Potatoes, Other Tubers and Stems								
41	Potato	Kg.	3.95	3.46	4.50	5.28	5.78	5.33	4.93
42	Sweat Potato	Kg.	1.58	1.63	1.53	2.30	2.30	2.30	2.30
	10. Coffee and Tea Leaves								
43	Coffee beans	Kg.	60.00	80.21	88.21	93.41	102.52	101.16	101.01

No.			Feb	Mar.	April.	May	June	July	August
44	Tea leaves	100 gm.	2.67	2.83	2.91	3.00	3.10	3.17	3.27
45	'Chat'	Kg.	39.87	21.35	29.13	28.48	22.31	22.88	29.53
	11. Other food items								
46	Sugar - unpacked	Kg.	14.96	15.87	19.09	19.22	17.19	16.31	16.54
47	Salt - unpacked non iodized	"	3.26	3.56	3.76	3.95	4.00	4.12	4.16
	12. Milling Charges								
48	Cereals	100 kg.	27.60	27.87	27.53	25.93	25.93	25.93	**25.93**
49	pulses	100 kg.	37.57	37.00	34.35	38.73	31.07	39.15	40.95
	B. Food Taken Away From Home								
50	Meal (Hotel food - non fasting 'key wet' - ye	Single Meal	10.79	11.36	11.78	13.75	14.69	15.36	15.11
51	Cup of tea	No.	0.74	0.87	1.00	1.21	1.24	1.25	1.22
52	Cup of coffee	"	1.51	1.87	2.23	2.39	2.51	2.55	2.55
53	Tibs		13.81	14.60	15.16	17.33	18.68	20.53	19.84
	BEVERAGE and CIGARETTES								
	II. BEVERAGES								
	2.1 Non-alcoholic								
54	Coca Cola, Fanta	300 cc.	4.70	5.08	5.32	5.32	5.96	6.12	6.13
	2.2 Alcoholic								
55	'Tela'	Lt.	1.75	1.83	2.05	2.11	2.15	2.14	2.14
56	Beer - Bedele	330 ml.	7.22	7.44	7.67	7.96	8.49	9.12	9.33
57	Sprit	900 ml	44.83	43.16	43.49	43.25	44.75	43.67	43.45
	III. CIGARETTES and TOBACCO								
58	Nyala	20 PCs.	10.00	10.00	10.00	12.90	13.48	11.19	10.70
	IV. CLOTHING and FOOTWEAR								
	4.1 Clothing								

No.			Feb	Mar.	April.	May	June	July	August
	4.1.1 Cloths								
59	Abujedid	"	19.70	17.93	18.42	20.40	22.39	23.97	22.24
60	Hisifi	"	20.00	20.00	20.00	20.00	20.00	20.00	20.00
61	poplin	"	40.00	40.00	43.27	45.00	45.00	45.00	45.00
62	kashemire	"	45.50	43.69	43.27	45.73	45.73	45.73	58.28
63	Diria	"	11.67	23.33	26.67	28.33	26.67	26.67	26.67
	4.1.2 Ready made for adults								
64	Jeans trousers	Pair	279.33	284.79	300.10	296.04	325.06	313.40	335.96
65	'Kemis' and 'Netela' - medium quality	"	216.87	292.40	258.40	292.42	300.15	293.47	244.57
66	'Netela'	"	75.00	75.00	75.00	75.00	75.00	75.00	75.00
67	'Gabi'	"	160.00	160.00	197.48	150.00	150.00	150.00	150.00
68	Sweater - A.A. medium quality - men	No.	130.00	130.00	130.00	100.00	130.00	150.00	150.00
69	Shirts (long sleeved local)	"	119.89	119.89	119.89	119.89	164.92	164.92	164.92
71	Joging suit		240.76	266.87	232.56	213.41	239.48	296.20	256.52
72	T-shirt		81.36	81.29	83.11	84.37	95.91	87.75	86.31
	4.1.3 Ready made for children								
73	Jeans trousers and jacket	No.	163.17	162.30	164.09	174.70	194.32	208.01	227.02
74	Dress other than national	"	113.05	135.89	138.67	119.81	129.12	129.12	131.57
75	Baby cloth		92.03	94.91	104.07	99.60	99.28	114.63	113.34
76	Sweater		**32.50**	**32.50**	**32.50**	**32.50**	**32.50**	**32.50**	**32.50**
	4.1.4 Cost of tailoring								
77	Adult - Woolen suit	No.	200.00	200.00	200.00	200.00	200.00	200.00	200.00
	4.2 Footwear and Repairs								
									keep the 3 items
78	Shoes, leather (Local) - model 2016 Anbes	Pair	280.00	280.00	280.00	285.00	300.00	300.00	300.00
79	Shoes, leather (imported)-Men -Croft		**189.21**	**189.21**	**189.21**	**189.21**	**189.21**	**189.21**	**189.21**
80	Shoes Canvas (Addis Ababa)	"	**39.11**	**39.11**	**39.11**	**39.11**	**39.11**	**39.11**	**39.11**
81	Shoes, plastic - Imported / Sandal	"	24.49	29.68	24.86	24.85	25.52	23.28	25.07
82	Shoes, leather (Imported) -women		170.00	153.26	146.59	153.26	162.87	149.78	199.33

V. HOUSE RENT, CONSTRUCTION

No.			Feb	Mar.	April.	May	June	July	August
	MATERIALS, WATER, FUEL and POWER								
	5.1 House rent								
83	Rent (owner occupied house)	Month	101.56	101.56	101.56	101.56	81.67	81.67	81.67
	5.2 Construction Materials								
84	Cement	50 kg	222.61	231.07	243.14	271.85	294.64	265.10	262.85
85	Stone	mc^3	93.93	87.61	123.76	130.91	150.00	157.14	157.14
	5.3 Water charge								
86	Water Charge	Cubic meter	**10.84**	**10.84**	**10.84**	**10.84**	**10.84**	**10.84**	**10.84**
	5.4 Fuel and Power								
87	Electricity	k.w.	0.27	0.27	0.27	0.27	0.27	0.27	0.27
88	Kerosene	Lt.	12.82	14.58	14.58	14.58	14.58	14.58	14.59
89	Firewood	Cubic meter	66.36	61.85	61.76	68.08	82.59	73.94	70.10
90	Charcoal	kg.	3.10	2.48	2.17	2.23	3.07	2.71	2.74
	VI. FURNITURE, FURNISHINGS HOUSEHOLD EQUIPMENT and OPERATION								
	6.1 Furniture, fixtures								
91	Bed - Wanza machine made	No.	2177.94	2,080.08	2,349.49	2,009.41	2,342.67	2,472.49	2,718.60
92	Tables	"	394.19	471.68	462.01	484.27	448.60	391.49	590.84
	6.2 Furnishings and repairs								
93	Blanket -Debre Birhan 160cm.x220cm	No	197.19	194.85	202.21	216.03	216.61	221.40	214.16
94	Mattress Addis Ababa foam 120 cm	"	741.64	750.00	750.00	754.98	754.98	800.00	800.00
95	Bed sheet	Tind	171.55	169.80	169.71	178.74	195.44	205.99	232.08
96	Towels	No	**114.89**	**114.89**	94.87	94.87	94.87	94.87	94.87
97	Bed covers (No.)	No	**124.76**	**124.76**	**124.76**	**124.76**	**124.76**	**124.76**	**124.76**
	6.3Heating and cooking appliances								

No.			Feb	Mar.	April.	May	June	July	August
	6.4 Other Household Equipment								
98	Plates	No.	10.95	10.95	10.95	10.95	10.95	10.95	15.00
99	Plastic bucket	"	35.78	35.37	35.45	36.40	36.00	36.29	36.67
100	Cooking pan	"	53.55	56.58	50.17	53.11	54.03	57.58	53.09
101	'Mitad' earthen	"	33.60	29.93	31.29	31.00	32.00	34.63	33.56
102	Flash light/torch light (No.)	"	19.35	18.82	17.74	17.36	18.10	18.20	18.13
	6.5 Household operation								
103	Laundry soaps, local	200 gm.	4.00	4.00	4.50	4.50	5.00	5.00	4.00
104	Laundry soaps, imp	200 gm.	6.66	6.00	7.00	7.67	8.22	8.26	8.72
105	Incense	kg.	41.46	44.54	45.42	44.38	45.53	45.61	44.80
106	sendal wood		0.42	0.48	0.50	0.46	0.50	0.50	0.50
107	Detergent soap		1.59	1.65	1.69	1.77	1.78	1.82	1.78
	6.6 Domestic service								
108	Salary for servants - Maid	Month	176.86	184.06	187.32	194.17	195.83	204.77	204.77
109	Daily labourer	Day	25.48	25.58	25.97	28.51	29.28	26.88	24.50
	VII. MEDICAL CARE and HEALTH EXPENSES								
	7.1 Pharmaceutical products and herbicides								
110	Ampicillin 250 mg.	56 capsule	24.20	24.65	23.68	23.46	25.88	24.99	22.38
111	Tetracycline		**16.86**	15.80	**15.80**	14.46	15.62	16.12	15.70
112	cough syrop	12.4cc	13.53	12.89	11.66	13.77	13.93	13.53	13.18
	7.2 Other medical expenses								
113	Doctor's fee (private)	Visit	11.18	11.18	11.18	11.18	11.18	5.00	5.85
114	Bed expenses (day)	"	5.81	5.81	5.81	5.81	5.81	3.95	4.31
	VIII. TRANSPORT and COMMUNICATION								
	8.1 Transport								
115	Fuel	Lt/auto.	17.45	19.40	22.81	22.81	22.81	22.81	22.81

No.			Feb	Mar.	April.	May	June	July	August
	8.2 Public transport								
117	Bus fare		60.00	60.00	60.00	60.00	60.00	60.00	60.00
	8.3 Communication								
118	Telephone charges- within Addis /period	Period	0.20	0.20	0.20	0.20	0.20	0.20	0.20
	IX. RECREATION, ENTERTAINMENT and EDUCATION								
	9.1 Equipment and accessories								
119	Radio set - phillips 3 band	No	326.63	326.63	331.85	331.85	339.85	349.93	420.96
120	Tape recorder	"	**527.19**	**527.19**	**527.19**	**527.19**	**527.19**	**527.19**	**527.19**
121	T.V.set -philips	"	3849.68	3849.68	3849.68	4,149.70	4,065.59	4,099.19	4,649.73
	9.2 Entertainment and recreation								
122	Expenses for photography - black & white ı	6 PCs.	8.49	8.49	8.01	7.80	8.19	8.33	8.33
	9.3 Reading								
123	Newspaper - Addis zemen	No.	2.00	2.00	2.00	2.00	2.00	2.00	2.00
	9.4 Education								
124	Exercise books - 50 leaves local	No.	4.00	4.24	5.00	5.00	5.00	5.00	5.00
125	Ball-point - Bic	No	2.27	2.57	2.65	2.92	2.78	2.87	3.03
126	School uniform	"	136.25	136.25	136.25	136.25	136.25	136.25	136.25
127	Titution fee-night school(month)-gov	Month	40.00	40.00	40.00	40.00	40.00	40.00	40.00
	X. PERSONAL CARE and EFFECTS								
	10.1 Personal care								
128	Hair dressing - normal without dye- women	person	16.61	16.61	14.77	17.26	18.41	18.91	19.19
129	Toilet soaps	90 gm.	5.50	5.65	6.06	6.25	6.61	6.83	6.85
130	Zenith, hair oil	330 cc	16.36	16.36	17.06	17.62	19.67	20.31	22.82
131	Perfume	cc	49.83	57.45	61.62	67.45	63.29	66.63	57.45
	10.2 Personal effects								

No.			Feb	Mar.	April.	May	June	July	August
132	Umbrella - women imported /china	No.	67.33	69.50	80.32	82.15	82.65	100.50	96.07
133	Shaver	"	56.46	60.00	71.63	68.22	82.16	54.77	75.00
134	Belt	"	47.02	44.81	44.33	44.49	45.24	46.46	45.00
	10.3 Jewelry								
135	Watch - men's Seiko - 21 jewels automatic	No	352.16	352.16	352.16	352.16	352.16	352.16	352.16
136	Neck lace - 21 karat 6 gm gold - imported	"	3999.30	3,900.00	4,500.00	4,500.00	4,500.00	4,800.00	4,800.00
137	Earrings - 18 karat 4 gm gold - local	Pair	2666.20	2,600.00	3,000.00	3,000.00	3,000.00	3,200.00	3,400.00
138	Bracelet, gold - 18 karat	No	**13330.99**	**13000.00**	**15000.00**	**15000.00**	**15000.00**	**15000.00**	**17000.00**
139	Ring-18 karat 4 gm gold - loca	"	2666.20	2,600.00	3,000.00	3,000.00	3,000.00	3,200.00	3,400.00
	XI. MISCELLANEOUS GOODS								
140	Money transfer charge (telegram)	Once	13.00	13.00	13.00	13.00	13.00	13.00	13.00
141	coffine	No.	628.47	640.22	720.67	720.67	771.34	804.08	855.90
142	Photcopying	page	0.73	0.73	0.73	0.73	0.71	0.73	0.90

No.	BENISHANGUL CONSUMER PRICE INDEX		September	October	November	December	January	February	March
1	'Teff' mixed	Kg.	9.15	9.05	9.36	9.67	9.81	9.61	10.21
2	'Teff' white	"	9.86	9.65	10.02	9.98	9.37	10.47	11.57
3	'Teff' black	"	8.00	7.88	8.09	8.54	8.34	8.63	9.52
4	Wheat white	"	9.90	9.86	10.03	9.86	9.19	9.45	10.04
5	Maize	"	5.09	4.97	4.49	4.48	4.23	4.54	4.94
6	Wheat black	"	8.40	8.40	8.40	8.40	8.40	8.40	8.36
7	Sorgum	"	4.47	4.37	5.55	5.44	4.31	4.50	5.36
8	African millet	"	4.88	4.84	5.17	5.34	5.43	5.71	5.85
	2. Pulses sub total (2.1+2.2)								
	2.1 Pulses Un-milled								
9	Horse beans	Kg.	14.93	13.69	12.91	13.60	13.21	13.55	14.64
10	Soya beans	"	12.15	13.69	9.55	8.85	9.15	8.22	9.11
11	Haricot beans	"	11.85	11.65	8.69	9.52	11.17	10.27	10.21
	2.2 Pulses milled								
12	Lentils split	Kg.	25.85	26.82	27.08	26.31	25.91	26.19	26.81
13	Peas milled	"	25.15	27.50	28.00	25.47	24.00	25.00	25.00
15	vitch milled		18.89	19.31	20.24	19.15	18.81	20.00	18.97
16	Horse beans split		19.58	20.00	20.00	20.00	19.65	19.58	20.00
	3. Pasta, Bread etc. (3.1+3.2)								
	3.1 Pasta and Cereals Products								
17	Macaroni (local without egg)	Kg	16.94	17.54	17.69	17.85	18.12	18.76	19.17
	3.2 Bread and other prepared food								
18	Wheat bread (bakery)	350 gm	4.34	4.39	4.49	4.39	3.84	4.37	4.66
19	'Injera' - Teff mixed	325 gm	3.07	3.62	3.25	3.05	3.00	3.12	2.92
20	wheat bread (traditional)	350 gm	5.25	5.71	5.25	5.59	5.06	2.50	5.17
	4. Meat								
21	Beef - 'Shint'	Kg.	49.50	49.63	51.34	51.26	52.07	52.45	54.20
22	Chicken (Hen alive indigenous - cockerel	No.	41.53	47.61	49.07	52.53	51.49	51.39	52.71
23	Mutton (Sheep alive 10-15 kg.)	"	454.30	474.62	479.83	513.18	543.49	491.39	545.95

No.			September	October	November	December	January	February	March
	5. Milk, Cheese and Egg								
24	Milk un-pasteurized	Lt.	8.52	8.29	8.37	9.88	8.99	8.60	9.13
25	Eggs	Dozen	21.96	23.83	22.41	20.18	23.95	23.21	23.21
	6. Oils and Fats								
26	Edible oil (local)	Lt.	55.00	65.39	67.42	66.66	66.27	63.46	**63.46**
27	Butter unrefined	Kg.	71.56	68.92	65.15	67.20	72.35	75.24	82.84
28	Edible oil (Imported)	Lt.	27.42	26.55	26.04	25.43	27.42	25.89	25.00
29	Vegetable butter		88.80	88.89	88.89	88.89	88.89	88.89	88.89
	7. Vegetables and Fruits (7.1+7.2)								
	7.1 Vegetables								
30	Onions	Kg.	9.78	7.82	8.43	8.56	12.00	10.92	10.59
31	Ethiopian kale	"	1.13	1.94	3.40	5.42	1.13	5.13	4.01
32	Tomato	"	11.40	13.76	8.98	10.04	8.73	10.56	6.90
33	Pepper green	"	10.14	9.88	8.94	11.19	14.37	16.48	19.67
34	Garlic	"	65.51	48.57	48.05	41.24	48.46	51.69	55.99
36	pumpkin		1.25	1.26	1.49	1.99	1.84	2.11	2.38
	7.2 Fruits								
37	mango	Kg.	2.62	2.62	2.62	2.62	2.62	4.44	4.88
38	Banana	"	4.27	4.57	3.76	4.37	3.93	5.29	5.40
	8. Spices								
39	Pepper whole	"	41.08	55.36	58.33	29.09	35.82	36.62	39.54
40	Chilies	"	33.40	50.82	50.00	52.15	33.40	54.62	67.60
	9. Potatoes, Other Tubers and Stems								
41	Potato	Kg.	4.49	4.88	5.23	5.74	6.52	6.60	5.50
42	Sweat Potato	Kg.	2.30	2.98	2.18	2.52	2.56	2.85	4.55
	10. Coffee and Tea Leaves								
43	Coffee beans	Kg.	99.87	100.85	100.56	98.31	81.08	70.90	83.06

No.			September	October	November	December	January	February	March
44	Tea leaves	100 gm.	3.27	3.62	3.88	4.00	3.89	4.40	4.72
45	'Chat'	Kg.	18.27	25.69	22.47	22.47	18.27	30.00	102.81
	11. Other food items								
46	Sugar - unpacked	Kg.	16.54	16.99	16.54	17.08	16.54	16.82	16.44
47	Salt - unpacked non iodized	"	4.19	4.24	4.42	4.44	4.39	4.55	4.76
	12. Milling Charges								
48	Cereals	100 kg.	**26.89**	**28.05**	**27.39**	**38.32**	**26.49**	**28.06**	**32.54**
49	pulses	100 kg.	38.73	38.73	38.73	31.07	30.31	32.65	32.65
	B. Food Taken Away From Home								
50	Meal (Hotel food - non fasting 'key wet' - ye	Single Meal	15.16	15.50	15.53	15.81	15.87	15.88	17.67
51	Cup of tea	No.	1.20	1.18	1.18	1.13	1.16	1.19	1.48
52	Cup of coffee	"	2.55	2.55	2.55	2.55	2.55	2.55	2.57
53	Tibs		19.84	20.55	20.40	20.20	20.50	20.56	21.89
	BEVERAGE and CIGARETTES								
	II. BEVERAGES								
	2.1 Non-alcoholic								
54	Coca Cola, Fanta	300 cc.	6.13	6.29	6.13	6.48	6.48	6.77	8.33
	2.2 Alcoholic								
55	'Tela'	Lt.	2.14	2.31	2.20	2.26	2.42	2.39	2.52
56	Beer - Bedele	330 ml.	9.86	10.05	9.90	9.67	9.90	10.32	10.68
57	Sprit	900 ml	42.80	46.13	46.59	44.96	44.96	50.05	66.71
	III. CIGARETTES and TOBACCO								
58	Nyala	20 PCs.	10.23	10.00	10.00	10.00	10.00	10.00	10.00
	IV. CLOTHING and FOOTWEAR								
	4.1 Clothing								

No.			September	October	November	December	January	February	March
	4.1.1 Cloths								
59	Abujedid	"	22.24	23.46	23.35	21.18	21.82	25.36	30.00
60	Hisifi	"	20.00	20.00	20.00	20.00	20.00	20.00	20.00
61	poplin	"	45.00	45.00	46.61	45.00	52.96	47.43	47.43
62	kashemire	"	58.28	60.00	56.62	54.77	50.00	60.00	55.00
63	Diria	"	26.67	30.00	34.20	35.57	37.51	32.49	33.33
	4.1.2 Ready made for adults								
64	Jeans trousers	Pair	342.84	342.89	346.95	355.69	364.48	351.87	374.10
65	'Kemis' and 'Netela' - medium quality	"	259.70	339.82	384.46	312.20	325.68	353.55	250.00
66	'Netela'	"	75.00	80.00	100.00	100.00	100.00	100.00	150.00
67	'Gabi'	"	150.00	167.33	200.00	240.00	200.00	150.00	300.00
68	Sweater - A.A. medium quality - men	No.	150.00	150.00	150.00	150.00	180.00	180.00	200.00
69	Shirts (long sleeved local)	"	164.92	164.92	164.92	164.92	164.92	164.92	164.92
71	Joging suit		258.89	327.23	311.61	284.62	295.80	324.04	350.00
72	T-shirt		92.24	95.71	101.81	121.28	112.81	140.19	135.80
	4.1.3 Ready made for children								
73	Jeans trousers and jacket	No.	168.61	189.74	200.00	250.96	251.04	236.18	219.84
74	Dress other than national	"	136.34	137.45	164.62	201.78	131.04	177.47	167.96
75	Baby cloth		115.62	119.68	135.70	137.72	144.30	141.18	156.87
76	Sweater		**32.50**	**32.50**	**32.50**	**32.50**	**32.50**	**32.50**	**32.50**
	4.1.4 Cost of tailoring								
77	Adult - Woolen suit	No.	200.00	200.00	200.00	200.00	200.00	200.00	200.00
	4.2 Footwear and Repairs								
			below constant till nxt rebasing						
78	Shoes, leather (Local) - model 2016 Anbes	Pair	350.00	350.00	350.00	350.00	350.00	350.00	350.00
79	Shoes, leather (imported)-Men -Croft		**189.21**	**189.21**	**189.21**	**189.21**	**189.21**	**189.21**	**189.21**
80	Shoes Canvas (Addis Ababa)	"	**39.11**	**39.11**	**39.11**	**39.11**	**39.11**	**39.11**	**39.11**
81	Shoes, plastic - Imported / Sandal	"	25.23	24.05	25.15	27.60	25.23	27.11	27.33
82	Shoes, leather (Imported) -women		199.33	206.46	199.33	199.33	199.33	280.00	280.00

V. HOUSE RENT, CONSTRUCTION

No.			September	October	November	December	January	February	March
	MATERIALS, WATER, FUEL and POWER								
	5.1 House rent								
83	Rent (owner occupied house)	Month	81.67	81.67	81.67	81.67	81.67	81.67	81.67
	5.2 Construction Materials								
84	Cement	50 kg	248.29	221.72	223.31	215.72	181.95	177.25	178.21
85	Stone	mc^3	157.14	161.77	161.77	161.77	107.79	107.79	166.53
	5.3 Water charge								
86	Water Charge	Cubic meter	**10.84**	**10.84**	**10.84**	**10.84**	**10.84**	**10.84**	**10.84**
	5.4 Fuel and Power								
87	Electricity	k.w.	0.27	0.27	0.27	0.27	0.27	0.27	0.27
88	Kerosene	Lt.	14.59	14.55	14.55	14.55	14.55	14.55	14.55
89	Firewood	Cubic meter	58.90	64.43	67.62	69.74	77.30	99.30	159.30
90	Charcoal	kg.	3.39	3.81	3.88	3.53	3.49	3.02	4.84
	VI. FURNITURE, FURNISHINGS								
	HOUSEHOLD EQUIPMENT and OPERATION								
	6.1 Furniture, fixtures								
91	Bed - Wanza machine made	No.	2,718.60	2,592.84	2,750.78	2,852.94	2,789.00	2,920.27	3,012.40
92	Tables	"	590.84	551.52	539.32	515.95	563.27	581.60	574.11
	6.2 Furnishings and repairs								
93	Blanket -Debre Birhan 160cm.x220cm	No	214.16	216.23	212.80	217.99	218.07	222.24	234.52
94	Mattress Addis Ababa foam 120 cm	"	800.00	862.99	908.30	893.31	854.53	854.53	854.53
95	Bed sheet	Tind	223.61	150.00	200.00	209.76	230.00	228.31	249.20
96	Towels	No	94.87	94.87	94.87	79.37	90.00	90.00	90.00
97	Bed covers (No.)	No	**124.76**	**124.76**	**124.76**	**124.76**	**124.76**	**124.76**	**124.76**
	6.3Heating and cooking appliances								

No.			September	October	November	December	January	February	March
	6.4 Other Household Equipment								
98	Plates	No.	20.00	20.00	20.00	20.00	20.00	25.00	25.00
99	Plastic bucket	"	36.61	36.22	37.03	37.00	36.65	38.70	41.66
100	Cooking pan	"	55.63	55.87	60.35	60.02	58.73	57.57	64.50
101	'Mitad' earthen	"	33.10	32.65	32.03	35.15	34.92	34.03	31.23
102	Flash light/torch light (No.)	"	18.13	20.89	17.98	18.09	16.29	19.94	18.81
	6.5 Household operation								
103	Laundry soaps, local	200 gm.	4.00	4.00	4.50	4.00	5.00	5.00	4.00
104	Laundry soaps, imp	200 gm.	8.72	9.75	8.87	10.42	10.56	10.65	10.43
105	Incense	kg.	45.87	49.13	54.46	58.44	57.30	64.56	60.68
106	sendal wood		0.50	0.50	0.50	0.50	0.49	0.49	0.50
107	Detergent soap		1.78	1.89	1.95	1.96	1.94	2.01	1.95
	6.6 Domestic service								
108	Salary for servants - Maid	Month	204.77	205.36	206.45	219.71	219.71	219.71	206.45
109	Daily labourer	Day	24.76	28.23	29.62	28.41	30.40	31.82	33.96
	VII. MEDICAL CARE and HEALTH EXPENSES								
	7.1 Pharmaceutical products and herbicides								
110	Ampicillin 250 mg.	56 capsule	22.38	24.59	22.23	23.71	23.99	30.88	26.24
111	Tetracycline		15.81	19.79	18.11	17.92	17.23	17.31	19.68
112	cough syrop	12.4cc	12.93	12.94	13.72	14.46	15.43	15.43	13.61
	7.2 Other medical expenses								
113	Doctor's fee (private)	Visit	5.85	5.85	5.85	5.85	5.85	5.85	5.85
114	Bed expenses (day)	"	4.31	3.94	4.31	3.94	4.31	4.31	4.31
	VIII. TRANSPORT and COMMUNICATION								
	8.1 Transport								
115	Fuel	Lt/auto.	22.81	20.10	20.10	21.02	21.02	21.02	21.02

No.			September	October	November	December	January	February	March
	8.2 Public transport								
117	Bus fare		60.00	60.00	60.00	60.00	60.00	60.00	60.00
	8.3 Communication								
118	Telephone charges- within Addis /period	Period	0.20	0.20	0.20	0.20	0.20	0.20	0.20
	IX. RECREATION, ENTERTAINMENT and EDUCATION								
	9.1 Equipment and accessories								
119	Radio set - phillips 3 band	No	420.96	395.52	415.35	415.35	420.96	460.00	400.00
120	Tape recorder	"	**527.19**	**527.19**	**527.19**	**527.19**	**527.19**	**527.19**	**527.19**
121	T.V.set -philips	"	4,649.73	4,400.00	5,021.37	4,605.56	4,354.81	4,274.78	4,397.16
	9.2 Entertainment and recreation								
122	Expenses for photography - black & white ı	6 PCs.	7.98	8.98	8.98	9.47	9.47	9.47	8.75
	9.3 Reading								
123	Newspaper - Addis zemen	No.	2.00	2.00	2.00	2.00	2.00	2.00	2.00
	9.4 Education								
124	Exercise books - 50 leaves local	No.	5.00	5.00	5.00	5.00	5.00	5.00	5.00
125	Ball-point - Bic	No	3.03	3.00	3.02	3.13	3.20	3.10	3.31
126	School uniform	"	136.25	186.45	185.00	185.00	207.36	207.36	207.36
127	Titution fee-night school(month)-gov	Month	40.00	40.00	40.00	40.00	40.00	55.00	55.00
	X. PERSONAL CARE and EFFECTS								
	10.1 Personal care								
128	Hair dressing - normal without dye- women	person	20.65	20.65	21.15	22.09	21.75	20.57	21.75
129	Toilet soaps	90 gm.	6.85	6.75	6.86	6.82	6.98	7.06	7.27
130	Zenith, hair oil	330 cc	22.58	23.27	23.09	23.68	23.57	23.66	23.70
131	Perfume	cc	57.45	63.29	67.45	67.45	67.45	67.45	67.45
	10.2 Personal effects								

No.			September	October	November	December	January	February	March
132	Umbrella - women imported /china	No.	104.93	104.22	102.89	106.19	116.05	122.72	114.00
133	Shaver	"	78.30	68.87	76.63	77.46	76.14	83.65	79.92
134	Belt	"	45.00	47.89	45.78	45.47	45.50	43.87	48.01
	10.3 Jewelry								
135	Watch - men's Seiko - 21 jewels automatic	No	352.16	352.16	352.16	352.16	352.16	352.16	352.16
136	Neck lace - 21 karat 6 gm gold - imported	"	5,100.00	5,100.00	5,100.00	5,100.00	5,100.00	5,100.00	5,100.00
137	Earrings - 18 karat 4 gm gold - local	Pair	3,400.00	3,400.00	3,400.00	3,400.00	3,400.00	3,400.00	3,400.00
138	Bracelet, gold - 18 karat	No	**17000.00**	**17000.00**	**17000.00**	**17000.00**	**17000.00**	**17000.00**	**17000.00**
139	Ring-18 karat 4 gm gold - loca	"	3,400.00	3,400.00	3,400.00	3,400.00	3,400.00	3,400.00	3,400.00
	XI. MISCELLANEOUS GOODS								
140	Money transfer charge (telegram)	Once	13.00	13.00	13.00	13.00	13.00	13.00	13.00
141	coffine	No.	855.90	824.26	1,014.97	931.39	960.15	950.44	1,125.82
142	Photcopying	page	0.90	0.90	0.90	0.93	0.73	0.73	0.73

No.	BENISHANGUL CONSUMER PRICE INDEX		April	May	June	July	August	September	October
1	'Teff' mixed	Kg.	10.85	11.20	11.40	11.65	12.27	12.39	13.23
2	'Teff' white	"	12.25	12.84	12.67	13.04	14.16	15.03	15.12
3	'Teff' black	"	9.86	10.60	10.41	10.67	11.17	11.93	12.08
4	Wheat white	"	10.22	10.45	10.43	10.26	10.37	10.78	10.99
5	Maize	"	5.17	4.73	4.77	4.87	5.00	4.90	5.14
6	Wheat black	"	8.36	8.36	8.36	10.38	10.38	11.17	11.17
7	Sorgum	"	5.31	5.32	4.86	5.13	5.43	5.36	5.53
8	African millet	"	5.59	5.49	5.55	5.73	5.79	5.61	5.90
	2. Pulses sub total (2.1+2.2)								
	2.1 Pulses Un-milled								
9	Horse beans	Kg.	15.24	14.87	15.41	14.79	15.65	14.96	16.07
10	Soya beans	"	8.74	7.89	7.17	6.83	7.34	7.65	7.63
11	Haricot beans	"	10.67	10.42	10.46	9.85	10.56	9.66	9.54
	2.2 Pulses milled								
12	Lentils split	Kg.	27.44	27.26	26.91	26.97	26.86	26.79	26.80
13	Peas milled	"	25.72	25.49	25.72	25.49	25.49	25.49	26.33
15	vitch milled		19.83	18.97	18.97	18.64	18.97	18.97	18.32
16	Horse beans split		20.00	20.00	19.70	19.85	19.85	19.70	19.12
	3. Pasta, Bread etc. (3.1+3.2)								
	3.1 Pasta and Cereals Products								
17	Macaroni (local without egg)	Kg	19.46	19.44	19.20	19.26	19.20	19.31	19.02
	3.2 Bread and other prepared food								
18	Wheat bread (bakery)	350 gm	4.69	4.11	4.23	4.34	4.37	4.47	4.37
19	'Injera' - Teff mixed	325 gm	3.17	3.74	3.82	3.76	3.89	3.80	4.12
20	wheat bread (traditional)	350 gm	4.84	4.70	4.72	5.01	6.06	5.86	5.01
	4. Meat								
21	Beef - 'Shint'	Kg.	54.19	65.36	73.22	73.47	72.85	73.84	71.29
22	Chicken (Hen alive indigenous - cockerel	No.	59.21	58.02	53.21	50.09	51.57	68.91	63.18
23	Mutton (Sheep alive 10-15 kg.)	"	576.03	549.68	580.23	626.56	627.59	640.90	605.53

No.			April	May	June	July	August	September	October
	5. Milk, Cheese and Egg								
24	Milk un-pasteurized	Lt.	9.74	9.27	9.79	10.50	10.19	10.30	12.07
25	Eggs	Dozen	24.43	24.76	25.44	27.21	27.47	27.97	27.21
	6. Oils and Fats								
26	Edible oil (local)	Lt.	**67.42**	**67.42**	**73.77**	**69.08**	**73.03**	**73.03**	**72.28**
27	Butter unrefined	Kg.	113.84	113.21	93.01	82.06	86.73	95.18	82.01
28	Edible oil (Imported)	Lt.	24.49	24.49	25.21	28.12	25.16	24.51	25.79
29	Vegetable butter		87.00	87.47	87.00	87.75	88.89	87.75	87.47
	7. Vegetables and Fruits (7.1+7.2)								
	7.1 Vegetables								
30	Onions	Kg.	11.44	12.63	13.36	15.17	17.87	19.84	16.67
31	Ethiopian kale	"	4.99	4.17	4.93	1.70	2.55	3.07	4.43
32	Tomato	"	6.63	6.09	8.07	11.74	15.64	11.74	17.24
33	Pepper green	"	19.96	19.70	16.20	15.36	14.80	17.59	14.99
34	Garlic	"	53.37	43.15	47.20	48.89	54.16	51.41	49.55
36	pumpkin		1.35	1.80	1.47	1.49	1.77	1.55	1.96
	7.2 Fruits								
37	mango	Kg.	6.96	5.69	6.06	6.06	6.12	6.12	6.12
38	Banana	"	4.65	4.72	4.70	5.43	5.68	4.24	6.08
	8. Spices								
39	Pepper whole	"	35.26	31.60	32.60	26.67	19.49	19.23	20.33
40	Chilies	"	65.00	77.43	87.60	76.07	70.35	65.27	69.02
	9. Potatoes, Other Tubers and Stems								
41	Potato	Kg.	5.43	6.56	6.44	6.32	6.01	5.34	6.25
42	Sweat Potato	Kg.	4.55	4.55	4.55	4.55	4.55	2.18	4.25
	10. Coffee and Tea Leaves								
43	Coffee beans	Kg.	73.95	71.72	73.19	70.50	69.64	71.26	70.86

No.			April	May	June	July	August	September	October
44	Tea leaves	100 gm.	5.11	5.87	8.93	9.88	10.39	9.90	9.96
45	'Chat'	Kg.	121.60	104.30	71.78	76.98	48.79	38.29	57.96
	11. Other food items								
46	Sugar - unpacked	Kg.	16.37	18.18	19.08	17.52	18.18	18.12	18.18
47	Salt - unpacked non iodized	"	4.93	5.07	5.15	5.06	5.25	5.40	5.37
	12. Milling Charges								
48	Cereals	100 kg.	**28.41**	**34.80**	**35.11**	**35.11**	**35.37**	**29.43**	**35.52**
49	pulses	100 kg.	38.36	40.00	56.23	56.23	56.23	50.00	43.85
	B. Food Taken Away From Home								
50	Meal (Hotel food - non fasting 'key wet' - ye	Single Meal	17.87	18.27	18.57	19.19	18.83	19.24	19.87
51	Cup of tea	No.	1.51	1.49	1.45	1.42	1.42	1.39	1.42
52	Cup of coffee	"	2.57	2.50	2.57	2.57	2.57	2.51	2.51
53	Tibs		22.45	24.38	25.42	27.23	27.39	25.65	26.42
	BEVERAGE and CIGARETTES								
	II. BEVERAGES								
	2.1 Non-alcoholic								
54	Coca Cola, Fanta	300 cc.	8.75	8.86	8.86	8.91	8.36	8.73	8.91
	2.2 Alcoholic								
55	'Tela'	Lt.	2.63	2.54	2.57	2.51	2.52	2.52	2.78
56	Beer - Bedele	330 ml.	10.36	10.31	10.39	10.39	10.39	10.30	10.30
57	Sprit	900 ml	67.97	67.97	67.97	67.97	67.97	69.41	67.09
	III. CIGARETTES and TOBACCO								
58	Nyala	20 PCs.	10.00	10.00	10.45	12.97	10.49	10.00	10.00
	IV. CLOTHING and FOOTWEAR								
	4.1 Clothing								

No.			April	May	June	July	August	September	October
	4.1.1 Cloths								
59	Abujedid	"	25.72	24.06	25.42	20.91	21.97	21.55	22.42
60	Hisifi	"	20.00	20.00	20.00	20.00	20.00	20.00	20.00
61	poplin	"	45.00	46.61	43.27	25.00	46.61	45.00	46.61
62	kashemire	"	55.00	60.00	60.00	64.23	64.23	66.33	80.00
63	Diria	"	33.33	31.62	33.33	33.33	31.62	33.33	33.33
	4.1.2 Ready made for adults								
64	Jeans trousers	Pair	379.48	426.88	410.55	413.85	405.80	438.56	410.33
65	'Kemis' and 'Netela' - medium quality	"	333.17	374.44	418.33	353.55	406.20	309.68	387.30
66	'Netela'	"	120.00	150.00	150.00	100.00	100.00	100.00	100.00
67	'Gabi'	"	240.00	350.00	350.00	200.00	200.00	200.00	200.00
68	Sweater - A.A. medium quality - men	No.	200.00	200.00	150.00	180.00	180.00	180.00	180.00
69	Shirts (long sleeved local)	"	164.92	164.92	164.92	164.92	162.02	146.59	171.45
71	Joging suit		319.89	350.00	365.93	333.13	343.74	319.37	318.50
72	T-shirt		122.36	150.14	118.75	138.67	160.64	148.52	164.68
	4.1.3 Ready made for children								
73	Jeans trousers and jacket	No.	228.87	231.71	268.01	237.03	244.04	231.51	264.56
74	Dress other than national	"	183.95	175.16	188.15	196.23	227.58	232.08	156.30
75	Baby cloth		156.09	146.60	146.64	153.70	150.40	141.38	154.08
76	Sweater		**32.50**	**32.50**	**32.50**	**32.50**	**32.50**	**32.50**	**32.50**
	4.1.4 Cost of tailoring								
77	Adult - Woolen suit	No.	200.00	200.00	200.00	200.00	200.00	200.00	200.00
	4.2 Footwear and Repairs								
78	Shoes, leather (Local) - model 2016 Anbes	Pair	350.00	350.00	350.00	350.00	350.00	350.00	350.00
79	Shoes, leather (imported)-Men -Croft		**189.21**	**189.21**	**189.21**	**189.21**	**189.21**	**189.21**	**1100.00**
80	Shoes Canvas (Addis Ababa)	"	116.57	130.00	130.00	130.00	114.89	114.89	124.90
81	Shoes, plastic - Imported / Sandal	"	29.60	28.50	28.25	28.98	29.41	30.27	30.38
82	Shoes, leather (Imported) -women		280.00	280.00	280.00	280.00	250.00	280.00	250.00

V. HOUSE RENT, CONSTRUCTION

No.			April	May	June	July	August	September	October
	MATERIALS, WATER, FUEL and POWER								
	5.1 House rent								
83	Rent (owner occupied house)	Month	81.67	81.67	81.67	81.67	81.67	81.67	81.67
	5.2 Construction Materials								
84	Cement	50 kg	185.52	180.14	167.24	161.47	237.36	150.00	153.71
85	Stone	mc^3	133.48	136.42	139.42	171.43	136.42	184.87	155.93
	5.3 Water charge								
86	Water Charge	Cubic meter	**10.84**	**10.84**	**10.84**	**10.84**	**10.84**	**10.84**	**10.84**
	5.4 Fuel and Power								
87	Electricity	k.w.	0.27	0.27	0.27	0.27	0.27	0.27	0.27
88	Kerosene	Lt.	14.55	14.55	14.55	14.45	14.45	14.45	14.45
89	Firewood	Cubic meter	102.80	145.20	152.62	154.15	86.13	131.84	112.54
90	Charcoal	kg.	3.65	5.04	6.06	5.09	4.45	4.59	4.87
	VI. FURNITURE, FURNISHINGS HOUSEHOLD EQUIPMENT and OPERATION								
	6.1 Furniture, fixtures								
91	Bed - Wanza machine made	No.	3,422.46	3,364.67	3,474.35	3,290.71	3,528.82	3,210.18	3,471.25
92	Tables	"	670.51	646.00	646.00	579.15	569.24	631.64	628.97
	6.2 Furnishings and repairs								
93	Blanket -Debre Birhan 160cm.x220cm	No	253.65	277.47	232.27	275.66	271.03	264.24	287.20
94	Mattress Addis Ababa foam 120 cm	"	861.77	875.90	875.90	889.59	889.59	900.58	924.66
95	Bed sheet	Tind	230.00	239.57	239.79	299.67	250.00	299.67	243.15
96	Towels	No	92.47	90.83	99.06	84.85	84.85	84.85	90.00
97	Bed covers (No.)	No	**124.76**	**124.76**	**124.76**	**124.76**	**124.76**	**124.76**	**124.76**
	6.3Heating and cooking appliances								

No.			April	May	June	July	August	September	October
	6.4 Other Household Equipment								
98	Plates	No.	27.00	25.00	25.00	25.00	25.00	25.00	25.00
99	Plastic bucket	"	41.24	40.35	40.33	39.98	39.37	39.89	39.23
100	Cooking pan	"	70.54	68.06	68.47	67.58	66.71	66.64	67.97
101	'Mitad' earthen	"	44.75	43.30	50.27	51.45	44.59	40.49	52.59
102	Flash light/torch light (No.)	"	18.40	18.74	19.36	20.88	23.94	22.53	21.63
	6.5 Household operation								
103	Laundry soaps, local	200 gm.	5.00	5.00	5.00	5.00	5.00	5.00	5.00
104	Laundry soaps, imp	200 gm.	10.41	10.69	10.20	10.55	10.35	10.43	11.44
105	Incense	kg.	55.87	54.73	56.54	57.46	61.74	57.45	64.06
106	sendal wood		0.50	0.50	0.50	0.50	0.50	0.50	0.50
107	Detergent soap		2.02	1.85	2.00	2.02	2.05	2.05	3.69
	6.6 Domestic service								
108	Salary for servants - Maid	Month	206.45	215.87	220.82	206.45	206.45	220.03	218.67
109	Daily labourer	Day	35.25	37.44	37.54	38.19	37.58	36.54	37.54
	VII. MEDICAL CARE and HEALTH EXPENSES								
	7.1 Pharmaceutical products and herbicides								
110	Ampicillin 250 mg.	56 capsule	25.86	28.00	30.52	26.19	30.91	22.30	27.33
111	Tetracycline		19.68	19.68	18.53	19.24	20.94	24.03	21.93
112	cough syrop	12.4cc	13.10	13.40	13.40	15.43	17.83	16.36	20.06
	7.2 Other medical expenses								
113	Doctor's fee (private)	Visit	20.00	20.00	20.00	20.00	20.00	20.00	20.00
114	Bed expenses (day)	"	4.31	4.31	4.31	4.31	4.31	4.31	3.94
	VIII. TRANSPORT and COMMUNICATION								
	8.1 Transport								
115	Fuel	Lt/auto.	21.02	21.02	21.02	19.72	19.72	19.63	19.82

No.			April	May	June	July	August	September	October
	8.2 Public transport								
117	Bus fare		60.00	60.00	60.00	60.00	60.00	60.00	60.00
	8.3 Communication								
118	Telephone charges- within Addis /period	Period	0.20	0.20	0.20	0.20	0.20	0.20	0.20
	IX. RECREATION, ENTERTAINMENT and EDUCATION								
	9.1 Equipment and accessories								
119	Radio set - phillips 3 band	No	400.00	400.00	400.00	415.35	415.35	415.35	415.35
120	Tape recorder	"	**527.19**	**527.19**	**527.19**	**527.19**	**527.19**	**527.19**	**527.19**
121	T.V.set -philips	"	4,249.71	4,400.00	4,673.72	4,823.26	4,647.58	4,449.72	4,800.00
	9.2 Entertainment and recreation								
122	Expenses for photography - black & white ı	6 PCs.	8.30	8.30	8.30	8.32	8.90	8.90	9.60
	9.3 Reading								
123	Newspaper - Addis zemen	No.	2.00	2.00	2.00	2.00	2.00	2.00	2.00
	9.4 Education								
124	Exercise books - 50 leaves local	No.	5.00	5.00	5.00	5.00	5.00	5.00	5.00
125	Ball-point - Bic	No	3.17	3.21	3.28	3.31	3.26	3.32	3.50
126	School uniform	"	207.36	207.36	207.36	207.36	207.36	201.34	188.24
127	Titution fee-night school(month)-gov	Month	55.00	55.00	55.00	55.00	55.00	40.00	65.00
	X. PERSONAL CARE and EFFECTS								
	10.1 Personal care								
128	Hair dressing - normal without dye- women	person	22.09	22.64	23.79	23.79	24.31	23.62	23.79
129	Toilet soaps	90 gm.	7.52	7.49	7.59	7.67	7.78	7.98	7.80
130	Zenith, hair oil	330 cc	23.89	24.42	24.03	23.97	23.82	23.72	23.52
131	Perfume	cc	67.45	73.19	74.83	64.03	64.03	70.00	70.00
	10.2 Personal effects								

No.			April	May	June	July	August	September	October
132	Umbrella - women imported /china	No.	128.31	147.33	139.35	129.75	132.03	153.71	150.81
133	Shaver	"	85.21	84.85	84.59	84.85	81.43	84.77	87.72
134	Belt	"	46.39	51.70	48.59	52.12	50.34	60.10	62.88
	10.3 Jewelry								
135	Watch - men's Seiko - 21 jewels automatic	No	352.16	352.16	352.16	352.16	352.16	352.16	352.16
136	Neck lace - 21 karat 6 gm gold - imported	"	5,100.00	5,100.00	5,100.00	5,100.00	5,100.00	5,100.00	5,100.00
137	Earrings - 18 karat 4 gm gold - local	Pair	3,400.00	3,400.00	3,400.00	3,400.00	3,400.00	3,400.00	3,400.00
138	Bracelet, gold - 18 karat	No	**17000.00**	**17000.00**	**17000.00**	**17000.00**	**17000.00**	**17000.00**	**17000.00**
139	Ring-18 karat 4 gm gold - loca	"	3,400.00	3,400.00	3,400.00	3,400.00	3,400.00	3,400.00	3,400.00
	XI. MISCELLANEOUS GOODS								
140	Money transfer charge (telegram)	Once	13.00	13.00	13.00	13.00	13.00	13.00	13.00
141	coffine	No.	1,108.89	1,029.47	1,048.72	1,029.47	894.43	986.48	897.21
142	Photcopying	page	0.88	0.78	0.74	0.77	0.77	0.77	0.77

No.	BENISHANGUL CONSUMER PRICE INDEX		November	December	January	February	Diff
1	'Teff' mixed	Kg.	13.25	13.45	12.68	12.58	-0.10
2	'Teff' white	"	14.89	14.57	14.60	14.74	0.14
3	'Teff' black	"	12.65	12.86	12.05	11.55	-0.50
4	Wheat white	"	10.40	10.04	10.08	9.39	-0.70
5	Maize	"	4.00	4.14	4.01	4.20	0.20
6	Wheat black	"	11.17	11.17	9.83	9.83	0.00
7	Sorgum	"	5.40	5.39	4.61	4.87	0.26
8	African millet	"	5.92	6.32	6.33	6.69	0.36
	2. Pulses sub total (2.1+2.2)						0.00
							0.00
	2.1 Pulses Un-milled						0.00
							0.00
9	Horse beans	Kg.	14.65	13.86	12.01	11.74	-0.27
10	Soya beans	"	7.02	6.48	6.74	6.91	0.17
11	Haricot beans	"	9.77	9.52	9.67	9.34	-0.33
							0.00
	2.2 Pulses milled						0.00
							0.00
12	Lentils split	Kg.	26.03	26.25	25.85	25.77	-0.07
13	Peas milled	"	26.16	26.22	26.22	24.00	-2.22
15	vitch milled		17.26	17.93	17.79	17.32	-0.48
16	Horse beans split		18.99	17.51	17.62	15.66	-1.96
	3. Pasta, Bread etc. (3.1+3.2)						0.00
							0.00
	3.1 Pasta and Cereals Products						0.00
							0.00
17	Macaroni (local without egg)	Kg	18.91	19.20	18.79	18.74	-0.05
							0.00
	3.2 Bread and other prepared food						0.00
							0.00
18	Wheat bread (bakery)	350 gm	4.37	4.25	4.27	4.54	0.27
19	'Injera' - Teff mixed	325 gm	4.26	4.23	4.17	3.93	-0.23
20	wheat bread (traditional)	350 gm	6.03	5.86	5.96	6.08	0.12
	4. Meat						0.00
							0.00
21	Beef - 'Shint'	Kg.	73.18	70.55	71.67	78.18	6.51
22	Chicken (Hen alive indigenous - cockerel	No.	66.91	68.00	68.05	67.29	-0.75
23	Mutton (Sheep alive 10-15 kg.)	"	625.00	642.55	620.79	633.09	12.30
							0.00

No.			November	December	January	February	Diff
	5. Milk, Cheese and Egg						0.00
							0.00
24	Milk un-pasteurized	Lt.	10.80	10.73	11.11	11.44	0.34
25	Eggs	Dozen	26.74	26.83	28.20	28.40	0.20
							0.00
	6. Oils and Fats						0.00
							0.00
26	Edible oil (local)	Lt.	**72.28**	**68.53**	**68.53**	**69.24**	0.72
27	Butter unrefined	Kg.	86.29	84.20	90.20	88.49	-1.71
28	Edible oil (Imported)	Lt.	28.27	30.25	32.94	30.45	-2.49
29	Vegetable butter		87.60	90.65	91.01	90.94	-0.07
	7. Vegetables and Fruits (7.1+7.2)						0.00
							0.00
	7.1 Vegetables						0.00
							0.00
30	Onions	Kg.	11.14	11.73	11.29	9.05	-2.24
31	Ethiopian kale	"	3.52	4.25	4.97	4.77	-0.20
32	Tomato	"	11.19	9.68	10.21	8.20	-2.02
33	Pepper green	"	14.08	14.00	15.21	16.27	1.06
34	Garlic	"	34.08	33.10	33.13	23.20	-9.93
36	pumpkin		1.96	2.05	1.95	1.99	0.05
	7.2 Fruits						0.00
							0.00
37	mango	Kg.	6.12	6.12	6.12	3.66	-2.46
38	Banana	"	6.48	5.77	5.90	5.79	-0.11
							0.00
	8. Spices						0.00
							0.00
39	Pepper whole	"	22.51	24.36	23.66	22.66	-1.00
40	Chilies	"	67.28	74.70	68.98	68.95	-0.03
							0.00
	9. Potatoes, Other Tubers and Stems						0.00
							0.00
41	Potato	Kg.	6.06	5.86	5.82	5.81	-0.01
42	Sweat Potato	Kg.	3.45	2.79	3.06	3.16	0.10
	10. Coffee and Tea Leaves						0.00
							0.00
43	Coffee beans	Kg.	69.84	70.40	68.48	69.88	1.40

No.			November	December	January	February	Diff
44	Tea leaves	100 gm.	9.70	9.72	9.45	9.51	0.06
45	'Chat'	Kg.	53.74	52.46	55.90	58.44	2.54
							0.00
	11. Other food items						0.00
							0.00
46	Sugar - unpacked	Kg.	18.21	18.15	17.98	18.05	0.07
47	Salt - unpacked non iodized	"	5.34	5.28	5.22	5.19	-0.03
							0.00
	12. Milling Charges						0.00
							0.00
48	Cereals	100 kg.	**34.50**	**34.08**	**34.08**	**34.64**	0.56
49	pulses	100 kg.	45.99	46.42	46.42	46.42	0.00
	B. Food Taken Away From Home						0.00
							0.00
50	Meal (Hotel food - non fasting 'key wet' - ye	Single Meal	19.47	20.36	20.50	20.31	-0.19
51	Cup of tea	No.	1.42	1.42	1.44	1.45	0.01
52	Cup of coffee	"	2.51	2.51	2.57	2.57	-0.01
53	Tibs		25.88	27.03	27.03	27.32	0.29
	BEVERAGE and CIGARETTES						0.00
	II. BEVERAGES						0.00
							0.00
							0.00
	2.1 Non-alcoholic						0.00
							0.00
54	Coca Cola, Fanta	300 cc.	8.77	9.04	8.93	9.04	0.11
							0.00
							0.00
	2.2 Alcoholic						0.00
							0.00
55	'Tela'	Lt.	2.82	2.73	2.87	2.86	-0.01
56	Beer - Bedele	330 ml.	10.40	10.63	11.12	11.12	0.00
57	Sprit	900 ml	67.09	75.54	73.48	77.37	3.89
	III. CIGARETTES and TOBACCO						0.00
							0.00
58	Nyala	20 PCs.	10.00	10.00	10.00	10.00	0.00
							0.00
	IV. CLOTHING and FOOTWEAR						0.00
							0.00
	4.1 Clothing						0.00

No.			November	December	January	February	Diff
							0.00
	4.1.1 Cloths						0.00
							0.00
59	Abujedid	"	24.72	23.61	23.35	24.66	1.32
60	Hisifi	"	20.00	20.00	20.00	20.00	0.00
61	poplin	"	49.75	46.61	48.27	45.00	-3.27
62	kashemire	"	55.00	55.00	55.00	57.45	2.45
63	Diria	"	33.33	33.33	33.33	33.33	0.00
	4.1.2 Ready made for adults						0.00
							0.00
64	Jeans trousers	Pair	411.07	418.57	427.81	435.71	7.91
65	'Kemis' and 'Netela' - medium quality	"	387.30	324.04	324.04	324.04	0.00
66	'Netela'	"	100.00	100.00	100.00	100.00	0.00
67	'Gabi'	"	200.00	200.00	200.00	200.00	0.00
68	Sweater - A.A. medium quality - men	No.	180.00	180.00	180.00	180.00	0.00
69	Shirts (long sleeved local)	"	171.45	171.45	171.45	171.45	0.00
71	Joging suit		350.00	381.94	397.91	462.01	64.10
72	T-shirt		157.69	150.64	158.86	158.46	-0.41
	4.1.3 Ready made for children						0.00
							0.00
73	Jeans trousers and jacket	No.	279.89	290.49	288.11	302.54	14.43
74	Dress other than national	"	151.39	148.53	150.00	149.87	-0.13
75	Baby cloth		162.30	165.20	162.36	162.17	-0.19
76	Sweater		**32.50**	**32.50**	**32.50**	**32.50**	0.00
							0.00
							0.00
	4.1.4 Cost of tailoring						0.00
							0.00
77	Adult - Woolen suit	No.	200.00	200.00	200.00	200.00	0.00
							0.00
	4.2 Footwear and Repairs						0.00
							0.00
78	Shoes, leather (Local) - model 2016 Anbes	Pair	350.00	350.00	350.00	350.00	0.00
79	Shoes, leather (imported)-Men -Croft		**1300.00**	**1200.00**	**1200.00**	**1200.00**	0.00
80	Shoes Canvas (Addis Ababa)	"	124.90	123.24	116.57	120.00	3.43
81	Shoes, plastic - Imported / Sandal	"	28.94	28.92	33.87	34.39	0.52
82	Shoes, leather (Imported) -women		300.00	300.00	300.00	300.00	0.00
							0.00
	V. HOUSE RENT, CONSTRUCTION						0.00

No.			November	December	January	February	Diff
	MATERIALS, WATER, FUEL and POWER						0.00
							0.00
	5.1 House rent						0.00
							0.00
83	Rent (owner occupied house)	Month	81.67	81.67	81.67	81.67	0.00
							0.00
	5.2 Construction Materials						0.00
							0.00
84	Cement	50 kg	154.60	155.26	151.41	142.04	-9.38
85	Stone	mc^3	160.59	170.13	171.42	188.06	16.64
							0.00
	5.3 Water charge						0.00
							0.00
86	Water Charge	Cubic meter	**10.84**	**10.84**	**10.84**	**10.84**	0.00
							0.00
	5.4 Fuel and Power						0.00
							0.00
87	Electricity	k.w.	0.27	0.27	0.27	0.27	0.00
88	Kerosene	Lt.	14.45	14.45	14.46	14.46	0.00
89	Firewood	Cubic meter	110.64	128.62	134.98	140.57	5.59
90	Charcoal	kg.	4.92	5.05	5.27	5.22	-0.05
	VI. FURNITURE, FURNISHINGS						0.00
	HOUSEHOLD EQUIPMENT and OPERATION						0.00
							0.00
	6.1 Furniture, fixtures						0.00
							0.00
91	Bed - Wanza machine made	No.	3,650.19	3,612.93	3,990.97	3,826.27	-164.70
92	Tables	"	632.46	619.17	558.73	628.41	69.69
							0.00
	6.2 Furnishings and repairs						0.00
							0.00
93	Blanket -Debre Birhan 160cm.x220cm	No	270.66	274.60	282.29	266.84	-15.45
94	Mattress Addis Ababa foam 120 cm	"	850.00	874.64	900.00	900.00	0.00
95	Bed sheet	Tind	250.00	250.00	250.00	300.00	50.00
96	Towels	No	94.87	99.29	98.74	100.00	1.26
97	Bed covers (No.)	No	**124.76**	**124.76**	**124.76**	**124.76**	0.00
							0.00
	6.3Heating and cooking appliances						0.00

No.			November	December	January	February	Diff
							0.00
	6.4 Other Household Equipment						0.00
							0.00
98	Plates	No.	25.00	12.25	10.00	10.00	0.00
99	Plastic bucket	"	38.91	38.98	38.97	39.09	0.13
100	Cooking pan	"	69.23	66.99	67.18	67.04	-0.14
101	'Mitad' earthen	"	51.91	50.29	51.30	52.72	1.42
102	Flash light/torch light (No.)	"	21.05	22.89	22.64	21.54	-1.09
							0.00
	6.5 Household operation						0.00
							0.00
103	Laundry soaps, local	200 gm.	4.00	5.00	4.00	4.00	0.00
104	Laundry soaps, imp	200 gm.	11.41	11.25	11.17	11.08	-0.08
105	Incense	kg.	61.60	59.66	62.40	61.90	-0.50
106	sendal wood		0.50	0.50	0.50	0.50	0.00
107	Detergent soap		2.27	2.33	2.34	2.36	0.02
	6.6 Domestic service						0.00
							0.00
108	Salary for servants - Maid	Month	237.14	218.67	245.95	237.14	-8.81
109	Daily labourer	Day	38.76	39.61	44.12	42.89	-1.22
							0.00
	VII. MEDICAL CARE and HEALTH EXPENSES						0.00
							0.00
							0.00
	7.1 Pharmaceutical products and herbicides						0.00
							0.00
110	Ampicillin 250 mg.	56 capsule	29.24	30.88	30.37	28.00	-2.37
111	Tetracycline		22.69	22.07	23.90	24.31	0.41
112	cough syrop	12.4cc	20.06	18.34	19.09	20.96	1.88
	7.2 Other medical expenses						0.00
							0.00
113	Doctor's fee (private)	Visit	20.00	20.00	20.00	20.00	0.00
114	Bed expenses (day)	"	4.68	3.63	3.63	3.63	0.00
	VIII. TRANSPORT and COMMUNICATION						0.00
							0.00
	8.1 Transport						0.00
							0.00
115	Fuel	Lt/auto.	19.82	19.82	19.82	19.82	0.00
							0.00

No.			November	December	January	February	Diff
	8.2 Public transport						0.00
							0.00
117	Bus fare		60.00	60.00	60.00	60.00	0.00
	8.3 Communication						0.00
							0.00
118	Telephone charges- within Addis /period	Period	0.20	0.20	0.20	0.20	0.00
							0.00
	IX. RECREATION, ENTERTAINMENT						0.00
	and EDUCATION						0.00
							0.00
	9.1 Equipment and accessories						0.00
							0.00
119	Radio set - phillips 3 band	No	415.35	415.35	400.00	454.97	54.97
120	Tape recorder	"	**527.19**	**527.19**	**527.19**	**527.19**	0.00
121	T.V.set -philips	"	4,647.58	4,800.00	4,898.98	4,949.75	50.77
	9.2 Entertainment and recreation						0.00
							0.00
122	Expenses for photography - black & white ı	6 PCs.	9.60	9.60	9.60	9.71	0.11
							0.00
	9.3 Reading						0.00
							0.00
123	Newspaper - Addis zemen	No.	2.00	2.00	2.00	2.00	0.00
							0.00
	9.4 Education						0.00
							0.00
124	Exercise books - 50 leaves local	No.	5.00	5.00	5.00	5.00	0.00
125	Ball-point - Bic	No	3.45	3.48	3.57	3.45	-0.11
126	School uniform	"	212.06	205.79	205.79	189.88	-15.91
127	Titution fee-night school(month)-gov	Month	65.00	65.00	65.00	65.00	0.00
	X. PERSONAL CARE and EFFECTS						0.00
							0.00
	10.1 Personal care						0.00
							0.00
128	Hair dressing - normal without dye- women	person	25.00	23.24	25.00	25.00	0.00
129	Toilet soaps	90 gm.	8.02	8.02	7.88	8.00	0.12
130	Zenith, hair oil	330 cc	23.72	23.71	23.84	24.04	0.20
131	Perfume	cc	70.00	70.00	68.29	66.49	-1.80
	10.2 Personal effects						0.00

No.			November	December	January	February	Diff
							0.00
132	Umbrella - women imported /china	No.	147.88	146.35	144.42	145.32	0.90
133	Shaver	"	90.86	93.22	89.63	90.86	1.23
134	Belt	"	65.92	66.39	65.07	65.12	0.04
	10.3 Jewelry						0.00
							0.00
135	Watch - men's Seiko - 21 jewels automatic	No	352.16	352.16	352.16	352.16	0.00
136	Neck lace - 21 karat 6 gm gold - imported	"	5,100.00	5,100.00	5,100.00	5,100.00	0.00
137	Earrings - 18 karat 4 gm gold - local	Pair	3,400.00	3,400.00	3,400.00	3,400.00	0.00
138	Bracelet, gold - 18 karat	No	**17000.00**	**17000.00**	**17000.00**	**17000.00**	0.00
139	Ring-18 karat 4 gm gold - loca	"	3,400.00	3,400.00	3,400.00	3,400.00	0.00
	XI. MISCELLANEOUS GOODS						0.00
							0.00
140	Money transfer charge (telegram)	Once	13.00	13.00	13.00	13.00	0.00
141	coffine	No.	939.05	1,032.71	1,090.27	1,169.71	79.43
142	Photcopying	page	0.77	0.90	0.89	0.90	0.01

Sr. No.	Expenditure Item	Units	N_weight_adj.	Mar	Apr	2011 May	June	July	August
	GENERAL (All Items)		**100.00**						
	NON FOOD TOTAL		**49.27**						
	FOOD TOTAL (A+B)		**50.73**						
	A. Food Taken at Home		**46.33**						
	1. Cereals Un-milled		**13.42**						
	DIRE DAWA CONSUMER PRICE INDEX								
1	'Teff' mixed	Kg.	1.64	7.43	8.29	9.18	9.27	9.32	9.46
2	'Teff' white	"	1.51	9.43	10.36	10.68	11.06	11.10	11.18
3	'Teff' black	"	0.05	6.50	7.67	8.18	8.71	8.71	8.64
4	Wheat white	"	3.32	7.41	8.05	8.99	9.73	9.90	10.13
5	Maize	"	0.08	3.99	4.37	6.00	6.00	6.11	6.83
6	Wheat black	"	2.07	5.43	5.88	7.48	8.10	7.99	8.05
7	Rice	"	2.91	12.83	13.61	14.16	14.77	14.55	15.21
8	Sorgum	"	1.85	5.49	6.28	6.43	6.58	6.67	6.94
	2. Pulses sub total (2.1+2.2)		**2.74**						
	2.1 Pulses Un-milled		**0.67**						
9	Peas		0.34	7.33	9.41	9.41	14.64	14.98	12.00
10	Lentils	"	0.15	14.83	15.67	16.66	18.76	20.61	22.34
11	Harcot beans		0.19	6.54	7.69	8.31	9.20	11.07	10.99
	2.2 Pulses milled		**2.07**						
12	Lentils split	Kg.	0.38	18.98	20.00	24.00	24.82	25.16	24.81
13	Vetch milled	"	0.18	14.00	19.33	18.00	19.33	20.66	22.00
14	Mixed pulses milled	"	0.21	13.85	15.90	15.92	15.89	18.26	17.93
15	Peas split	"	0.51	11.49	13.66	15.14	16.16	16.49	16.66
16	Fengreek		0.79	23.33	24.47	25.42	28.61	27.56	28.33
	3. Pasta, Bread etc. (3.1+3.2)		**8.58**						
	3.1 Pasta and Cereals Products		**1.14**						
17	Macaroni (local without egg)	Kg.	0.52	12.49	12.43	14.33	15.21	15.15	15.89
18	Spaghetti (local without egg)	"	0.62	16.65	17.55	19.96	21.63	18.48	22.49
	3.2 Bread and other prepared food		**7.44**						

Sr. No.	*Expenditure Item*	Units	N_weight_adj.	Mar	Apr	2011 May	June	July	August
19	Wheat bread (bakery)	350 gm	2.59	3.81	3.91	3.90	4.14	4.71	4.16
20	'Injera' - Teff mixed	325 gm	4.49	2.85	2.85	2.85	2.85	2.85	2.85
21	Wheat bread (traditional - Ambasha	350 gm.	0.29	2.92	2.92	2.92	2.92	2.92	2.92
22	Biscuits	150 gm.	0.07	3.38	3.31	3.38	3.38	3.49	3.67
	4. Meat		**1.77**						
23	Beef - 'Shint'	Kg.	1.43	46.00	46.97	53.00	67.08	70.00	70.99
24	Chicken (Hen alive indigenous - cock	No.	0.15	33.44	25.95	21.01	21.01	22.68	23.21
25	Mutton (Sheep alive 10-15 kg.)/goat	"	0.19	303.03	322.85	331.36	381.24	396.34	414.04
	5. Milk, Cheese and Egg		**1.53**						
26	Milk un-pasteurized	Lt.	1.24	9.96	10.31	10.55	11.07	12.09	11.68
27	Eggs	Dozen	0.11	16.94	17.38	18.58	21.96	19.44	25.96
28	milk powder	Lt.	0.18	**70.32**	**70.32**	**70.32**	**70.32**	**70.32**	**70.32**
	6. Oils and Fats		**2.78**						
29	Edible oil (local)	Lt.	0.09	13.54	13.54	13.54	13.54	13.54	13.54
30	Butter unrefined	Kg.	0.09	81.22	116.43	113.71	121.94	114.65	120.00
31	Edible oil (Imported)	Lt.	2.59	26.73	31.41	31.41	31.41	31.41	31.41
	7. Vegetables and Fruits (7.1+7.2)		**2.72**						
	7.1 Vegetables		**2.63**						
32	Onions	Kg.	0.96	6.96	6.75	5.47	5.57	4.96	5.59
33	Ethiopian kale	"	0.06	4.16	3.55	3.43	3.65	2.69	2.79
34	Tomato	"	1.22	6.37	6.56	6.95	7.89	8.58	7.75
35	Pepper green	"	0.09	20.32	22.05	21.49	21.03	9.45	10.77
36	Garlic	"	0.23	37.42	39.73	36.67	57.49	73.64	71.16
37	Leek		0.06	7.49	9.36	7.59	9.72	8.14	9.98
	7.2 Fruits		**0.09**						
38	Orange	Kg.	0.04	7.50	12.00	10.95	12.00	14.83	13.10
39	Banana	"	0.05	6.97	8.00	8.32	10.00	10.00	13.28

Sr. No.	*Expenditure Item*	Units	N_weight_adj.	Mar	Apr	2011 May	June	July	August
40	Mango		0.07	10.00	13.42	12.16	11.45	10.63	15.00
	8. Spices		**1.03**						
41	Pepper whole	"	0.98	40.00	45.00	52.44	59.14	55.78	67.45
42	Chilies		0.05	30.25	39.26	57.15	59.93	60.00	60.00
	9. Potatoes, Other Tubers and Stems		**0.77**						
43	Potato	Kg.	0.71	6.09	6.54	5.96	6.39	5.73	5.87
44	sweat potatoes	Kg.	0.05	4.75	4.75	4.75	5.30	5.35	5.32
	10. Coffee and Tea Leaves		**7.44**						
45	Coffee beans	Kg.	1.72	72.46	73.88	80.58	85.01	92.06	97.31
46	Tea leaves	100 gm.	1.83	4.13	3.91	4.35	4.41	4.61	4.00
47	'Chat'	Kg.	3.89	34.72	51.52	43.12	38.93	47.55	45.63
	11. Other food items		**2.82**						
							Please keep sugar constant		
48	Sugar - unpacked	Kg.	2.47	**6.98**	**6.98**	**6.98**	**6.98**	**6.98**	**6.98**
49	Salt - unpacked non iodized	"	0.31	3.16	3.24	3.41	3.50	3.54	3.44
50	Honey		0.03	66.22	66.22	66.63	72.46	72.46	74.92
	12. Milling Charges		**0.73**						
51	Cereals	100 kg.	0.73	19.57	19.57	20.07	19.57	20.07	22.36
	B. Food Taken Away From Home		**4.40**						
52	**'Yebeg Tibs'**	Single Meal	0.91	22.59	20.44	20.97	21.59	24.37	24.82
53	Meal (Hotel food - non fasting 'key we	Single Meal	1.65	14.75	14.91	15.69	15.64	16.88	16.30
54	Fasting food without fish	Single Meal	1.83	12.06	12.56	13.56	13.92	15.94	14.48
	BEVERAGE and CIGARETTES		**1.46**						
	II. BEVERAGES		**0.91**						
	2.1 Non-alcoholic		**0.28**						
55	Coca Cola, Fanta	300 cc.	0.23	3.99	3.99	3.99	4.29	4.30	4.68
56	Mineral water - Ambo	500 cc.	0.05	4.29	4.29	4.37	4.90	4.66	4.74

Sr. No.	Expenditure Item	Units	N_weight_adj.	Mar	Apr	2011 May	June	July	August
	2.2 Alcoholic		**0.62**						
57	'Tela'	Lt.	0.08	2.29	2.29	2.42	2.83	3.26	3.57
58	Beer - Harar	330 ml.	0.54	7.07	7.08	7.08	7.45	7.54	8.49
	III. CIGARETTES and TOBACCO		**0.55**						
59	Nyala	"	***0.22***	10.00	10.00	10.00	10.00	10.00	10.00
60	Rothmans		***0.33***	20.00	20.00	22.00	25.00	25.00	25.00
	IV. CLOTHING and FOOTWEAR		**10.53**						
	4.1 Clothing		**7.68**						
	4.1.1 Cloths		**0.94**						
61	Polister	"	0.07	59.33	59.33	59.33	59.33	59.33	59.33
62	Abujedid	"	0.06	26.33	26.00	22.00	26.33	27.33	27.66
63	Diria		0.81	16.76	18.06	18.22	18.59	19.66	18.59
	4.1.2 Ready made for adults		**2.98**						
64	Jeans trousers	Pair	0.78	336.54	343.20	346.63	323.30	323.30	316.63
65	Shirts (long sleeved - imported)	"	0.09	119.72	131.65	144.91	156.59	156.59	153.26
66	'Netela'	"	0.43	35.00	35.00	35.00	35.00	35.00	35.00
67	**Sweater(Imp)Men**	No.	0.74	140.00	140.00	140.00	140.00	140.00	140.00
68	mekermia	"	0.95	35.38	35.38	35.38	35.38	35.38	35.38
	4.1.3 Ready made for children		**1.70**						
69	Jeans trousers	No.	0.93	74.33	74.33	74.33	74.33	74.33	74.33
70	Dress other than national	"	0.31	176.60	183.27	203.28	206.61	224.81	243.02
71	Shirt long sleeved		0.46	68.29	68.29	76.52	68.29	73.29	73.29
	4.1.4 Cost of tailoring		**2.06**						
72	Adult - Woolen suit	No.	2.06	400.00	372.24	372.24	372.24	372.24	372.24
73	Children - Khaki suit	"		**95.67**	**95.67**	**95.67**	**95.67**	83.30	83.30

Sr. No.	*Expenditure Item*	Units	N_weight_adj.	Mar	Apr	2011 May	June	July	August
	4.2 Footwear and Repairs		**2.86**						
	4.2.1 adult		**2.18**						
74	Shoes, leather (local - ambessa)	"	0.54	201.00	201.00	201.00	201.00	204.00	204.00
75	Shoes, leather (Imported - Croft)	"	0.60	256.62	256.62	256.62	256.62	256.62	256.62
76	Slippers sponge - china	"	0.37	16.64	16.65	17.60	18.43	19.06	19.54
77	Shoes Canvas (Addis Ababa)	"	0.34	59.67	59.67	59.67	59.67	59.67	59.67
78	Shoes, plastic - Imported / Sandal	"	0.33	28.97	28.97	30.06	28.57	34.59	37.05
	4.2.2 children		**0.68**						
79	Shoes, leather (local - ambessa)		0.27	88.65	88.65	86.00	86.00	86.00	86.00
80	Shoes, leather (Imported - Croft)		0.41	99.67	99.67	99.67	99.67	99.67	99.67
	V. HOUSE RENT, CONSTRUCTION MATERIALS, WATER, FUEL and POWER		**15.54**						
	5.1 House rent		**6.68**						
81	Rent (owner occupied house)	Month	6.68	159.33	159.33	159.33	168.70	168.70	168.70
	5.2 Construction Materials		**1.77**						
82	Corrugated iron sheets 32 gauge loc	No.	0.14	94.33	97.00	97.74	105.00	105.00	105.00
83	Cement	50 kg	0.50	174.71	183.54	214.19	221.40	191.99	178.29
84	Mega Paint	4 kg.	0.95	110.86	110.55	108.57	127.59	116.16	120.00
85	Hollow conret	No.	0.18	5.55	5.40	5.94	5.74	5.74	5.74
	5.3 Water charge		**1.08**						
86	Water Charge	Cubic meter	1.08	3.06	3.06	3.06	3.06	3.06	3.06
	5.4 Fuel and Power		**6.01**						
87	Electricity	k.w.	1.39	0.27	0.27	0.27	0.27	0.27	0.27
88	Kerosene	Lt.	1.20	13.62	13.60	13.60	13.60	13.60	13.60
89	Firewood	Cubic meter	2.78	157.49	157.49	157.49	157.49	157.49	157.49

Sr. No.	Expenditure Item	Units	N_weight_adj.	Mar	Apr	2011 May	June	July	August
90	Butagas	kg.	0.52	414.58	414.58	513.39	513.39	513.39	513.39
91	Matches	Box	0.07	0.38	0.46	0.49	0.45	0.50	0.50
92	Dry cell	pair	0.06	3.66	4.78	3.83	3.88	3.94	3.76
	VI. FURNITURE, FURNISHINGS								
	HOUSEHOLD EQUIPMENT and OPERATIONS		**7.63**						
	6.1 Furniture, fixtures		**1.03**						
93	Cupboard		0.59	2,701.38	2,618.77	2,718.02	2,685.24	2,534.31	2,866.07
94	Sofa		0.17	9,302.42	9,943.36	9,486.83	9,797.69	10,212.14	10,954.45
95	Double bed		0.27	2,065.34	2,311.19	2,424.70	2,420.47	2,357.78	2,397.85
	6.2 Furnishings and repairs		**2.71**						
96	Mattress Addis Ababa foam 120 cm	"	0.25	812.40	826.65	843.28	886.50	899.78	928.90
97	Bed sheet		2.11	142.90	142.90	142.90	142.90	142.90	142.90
98	Towel		0.18	23.85	23.85	23.85	23.85	23.85	23.85
99	Bed cover		0.17	45.00	45.00	45.00	45.00	45.00	45.00
	6.3 Heating and Cooking appliances		**0.14**						
100	Refrigerator	"	0.09	3590.00	3590.00	3590.00	3590.00	3590.00	3590.00
101	electic mitad		0.05	1000.00	1000.00	1000.00	1000.00	1000.00	1000.00
	6.4 Other Household Equipment		**0.95**						
102	Plastic bucket		0.20	36.33	36.78	36.78	36.81	35.81	37.44
103	Cooking pan		0.12	53.28	53.28	58.28	58.28	63.29	63.71
104	Gas stove		0.15	85.65	87.82	89.88	92.07	92.07	89.96
105	Plates,clay - imported		0.48	3.00	3.00	3.00	3.00	3.00	3.00
	6.5 Household operation		**2.22**						
106	Laundry soaps, local	200 gm.	0.87	**1.74**	**1.74**	**1.74**	**1.74**	**1.74**	**1.74**
107	Incense	kg.	0.15	50.00	53.28	60.00	58.28	60.00	60.00
108	Omo-detergent	50 gm.	0.63	3.36	2.67	3.02	3.11	3.24	3.27
109	Laundry soaps, imported	200 gm.	0.58	**1.73**	**1.73**	**1.73**	**1.73**	**1.73**	**1.73**
	6.6 Domestic service		**0.58**						
110	Salary for servants - Maid	Month	0.58	208.45	212.94	205.30	204.00	210.46	214.61

Sr. No.	Expenditure Item	Units	N_weight_adj.	Mar	Apr	2011 May	June	July	August
	VII. MEDICAL CARE and HEALTH EXPENSES		**1.82**						
	7.1 Pharmaceutical products and herbicides		**1.51**						
111	Couph cyrop		0.06	10.19	10.32	10.00	10.70	10.59	11.52
112	Penicilin		0.71	6.00	6.00	6.48	6.45	6.00	6.39
113	Paracetamol		0.11	2.63	2.71	3.00	2.95	3.30	3.13
114	Ampicillin 250 mg.		0.62	19.40	18.10	16.80	16.80	16.80	18.05
	7.2 Other medical expenses		**0.32**						
115	Doctor's fee (private)	Visit	0.09	21.54	21.54	21.54	21.54	22.36	25.42
116	Doctor's fee (Government)	"	0.23	1.71	1.71	5.00	2.92	1.71	1.71
	VIII. TRANSPORT and COMMUNICATION		**5.49**						
	8.1 Transport		**0.69**						
117	Fuel, and greases	Lt/auto.	0.41	19.28	22.76	22.69	22.69	22.69	22.69
118	Motor oil	Lt/auto.	0.28	74.95	77.87	77.87	77.87	77.87	77.87
	8.2 Public transport		**1.83**						
119	Taxi fare - 2 km. one way per person	Trip/person	0.90	1.25	1.50	1.73	1.73	1.73	1.73
120	Bus fare - one way per person	"	0.68	0.75	0.75	0.75	0.75	0.75	0.75
121	Air fare - from Addis to Dire Dawa- e	"	0.25	672.00	811.00	811.00	811.00	811.00	811.00
	8.3 Communication		**2.97**						
122	Telephone charges- within Addis /pe	Period	1.17	0.20	0.20	0.20	0.20	0.20	0.20
123	Telephone line installation	Once	0.18	285.00	283.30	283.30	283.30	283.30	283.30
124	Telephone charge (mobile)		0.22	0.72	0.82	0.82	0.82	0.82	0.82
125	Mobile apparatus		1.40	900.00	900.00	900.00	900.00	900.00	900.00
	IX. RECREATION, ENTERTAINMENT and EDUCATION		**3.96**						

Sr. No.	*Expenditure Item*	Units	N_weight_adj.	Mar	Apr	2011 May	June	July	August
	9.1 Equipment and accessories		**1.57**						
126	Radio set	No.	0.90	232.50	232.50	232.50	232.50	232.50	232.50
127	T.V. set - Phillips 21 inch colour	"	0.12	6,000.00	5,237.47	4,598.91	4,598.91	4,711.62	5,049.75
128	Taprecorder		0.47	456.64	456.64	456.64	456.64	456.64	456.64
129	CD palyer		0.08	330.00	330.00	330.00	330.00	330.00	330.00
	9.2 Entertainment and recreation		**0.28**						
130	Expenses for photography - black & \	6 PCs.	0.12	5.05	5.05	5.05	5.46	5.05	5.35
131	Video cassete rent charge		0.16	2.00	2.00	2.00	2.00	2.00	2.00
	9.3 Reading		**0.04**						
132	Newspaper - Addis zemen	No.	0.04	3.00	3.00	3.00	3.00	3.00	3.00
	9.4 Education		**2.08**						
133	Tutition fee ext. Government	No.	0.10	123.39	123.39	123.39	123.39	123.39	123.39
134	Regestration fee private	Month	0.28	97.50	97.50	97.50	97.50	97.50	97.50
135	Exercise books - 50 leaves local	No	0.27	2.50	2.50	2.50	2.50	2.50	2.50
136	School fee (grade 9-12) - private scl	No	0.40	143.15	143.15	143.15	143.15	143.15	143.15
137	Ball-point - Bic		0.05	2.00	2.06	2.06	2.24	2.24	2.21
138	School uniform - boys		0.77	110.46	89.33	110.46	110.46	89.33	89.33
139	Tutrial fee private college (cr.hr)		0.20	147.00	147.00	147.00	147.00	147.00	147.00
	X. PERSONAL CARE and EFFECTS		**2.33**						
	10.1 Personal care		**1.07**						
140	Barbery - men's hair cut	Person	0.17	6.26	5.71	5.94	5.94	5.94	5.59
141	Toilet soaps	90 gm.	0.20	5.86	5.83	6.06	5.62	6.16	6.87
142	Zenith, hair oil	330 cc	0.13	15.76	16.09	16.99	18.72	20.43	21.76
143	Perfum		0.14	30.00	30.00	30.00	30.00	31.18	30.49
144	Hair dressing		0.43	15.00	16.41	16.41	15.97	16.86	16.86
	10.2 Personal effects		**0.17**						

Sr. No.	*Expenditure Item*	Units		N_weight_adj.	Mar	Apr	2011 May	June	July	August
145	Umbrella - women imported /china	No.		0.07	50.00	53.28	58.28	56.62	56.62	61.62
146	Shavers	"		0.10	**3.21**	**3.21**	**3.21**	**3.21**	**3.21**	**3.21**
						keep shavers constant				
	10.3 Jewelry			**1.09**						
147	Neck laces-6 gm gold -21 karat	No.		0.65	**1000.00**	**1000.00**	**1000.00**	**1000.00**	**1000.00**	**1000.00**
148	Earrings - 18 karat 4 gm gold - local	Pair		0.44	**666.67**	**666.67**	**666.67**	**666.67**	**666.67**	**666.67**
			143.33							
	XI. MISCELLANEOUS GOODS			**0.49**						
149	Money transfer charge	Once		0.37	13.00	13.00	13.00	13.00	13.00	13.00
150	photocoping	page		0.12	0.50	0.50	0.50	0.50	0.50	0.50

Sr. No.	Expenditure Item	Units	N_weight_adj.	September	October	November	December	January	February
	GENERAL (All Items)		**100.00**						
	NON FOOD TOTAL		**49.27**						
	FOOD TOTAL (A+B)		**50.73**						
	A. Food Taken at Home		**46.33**						
	1. Cereals Un-milled		**13.42**						
	DIRE DAWA CONSUMER PRICE INDEX								
1	'Teff' mixed	Kg.	1.64	9.75	9.74	9.62	9.68	9.81	9.87
2	'Teff' white	"	1.51	11.37	11.33	11.25	11.50	11.81	11.94
3	'Teff' black	"	0.05	8.80	8.93	8.93	8.99	9.17	9.24
4	Wheat white	"	3.32	9.87	10.39	10.92	10.49	9.85	9.56
5	Maize	"	0.08	6.75	7.25	6.70	6.61	6.32	6.03
6	Wheat black	"	2.07	7.90	8.70	8.93	9.00	7.65	7.80
7	Rice	"	2.91	14.99	14.60	14.49	14.78	14.99	14.81
8	Sorgum	"	1.85	7.52	7.77	7.80	8.07	8.42	8.41
	2. Pulses sub total (2.1+2.2)		**2.74**						
	2.1 Pulses Un-milled		**0.67**						
9	Peas		0.34	14.98	16.83	16.83	15.65	14.82	15.00
10	Lentils	"	0.15	20.84	20.28	19.87	19.86	19.09	20.00
11	Harcot beans		0.19	11.37	10.56	8.94	9.55	9.09	9.80
	2.2 Pulses milled		**2.07**						
12	Lentils split	Kg.	0.38	26.14	27.33	27.09	26.39	22.91	24.74
13	Vetch milled	"	0.18	22.00	21.66	23.33	24.66	24.66	23.33
14	Mixed pulses milled	"	0.21	18.26	20.00	24.29	21.95	22.27	22.97
15	Peas split	"	0.51	16.98	16.64	16.64	15.66	15.83	15.83
16	Fengreek		0.79	28.44	27.96	26.83	27.06	24.05	23.33
	3. Pasta, Bread etc. (3.1+3.2)		**8.58**						
	3.1 Pasta and Cereals Products		**1.14**						
17	Macaroni (local without egg)	Kg.	0.52	15.77	15.99	16.24	16.44	16.33	16.33
18	Spaghetti (local without egg)	"	0.62	19.48	19.48	22.00	22.00	22.00	22.00
	3.2 Bread and other prepared food		**7.44**						

Sr. No.	Expenditure Item	Units	N_weight_adj.	September	October	November	December	January	February
19	Wheat bread (bakery)	350 gm	2.59	4.20	5.10	4.85	4.40	4.50	4.30
20	'Injera' - Teff mixed	325 gm	4.49	2.85	2.85	2.85	2.85	2.85	2.85
21	Wheat bread (traditional - Ambasha	350 gm.	0.29	2.92	2.92	2.92	2.92	2.92	2.92
22	Biscuits	150 gm.	0.07	3.44	3.47	3.63	3.96	4.29	3.84
	4. Meat		**1.77**						
23	Beef - 'Shint'	Kg.	1.43	80.00	80.00	80.00	80.00	80.00	80.00
24	Chicken (Hen alive indigenous - cock	No.	0.15	36.59	33.78	33.88	32.08	43.39	38.08
25	Mutton (Sheep alive 10-15 kg.)/goat	"	0.19	469.47	435.81	417.68	431.93	486.27	466.08
	5. Milk, Cheese and Egg		**1.53**						
26	Milk un-pasteurized	Lt.	1.24	11.07	11.07	11.05	12.33	12.55	13.81
27	Eggs	Dozen	0.11	27.60	24.96	24.00	22.96	24.00	25.25
28	milk powder	Lt.	0.18	**70.32**	**70.32**	**70.32**	**70.32**	**70.32**	**70.32**
	6. Oils and Fats		**2.78**						
29	Edible oil (local)	Lt.	0.09	13.54	13.54	13.54	13.54	13.54	13.54
30	Butter unrefined	Kg.	0.09	119.41	104.66	116.57	114.89	118.27	118.27
31	Edible oil (Imported)	Lt.	2.59	31.41	31.41	25.55	30.00	30.00	30.00
	7. Vegetables and Fruits (7.1+7.2)		**2.72**						
	7.1 Vegetables		**2.63**						
32	Onions	Kg.	0.96	5.21	4.68	4.75	5.47	9.49	9.65
33	Ethiopian kale	"	0.06	2.69	4.36	4.75	6.60	9.49	4.55
34	Tomato	"	1.22	9.83	11.13	10.75	5.58	8.37	8.82
35	Pepper green	"	0.09	12.12	9.53	8.36	12.94	15.88	15.11
36	Garlic	"	0.23	67.76	48.99	41.83	34.92	46.51	39.66
37	Leek		0.06	9.53	11.79	8.31	9.48	8.52	7.92
	7.2 Fruits		**0.09**						
38	Orange	Kg.	0.04	12.97	13.08	12.63	12.32	13.28	14.27
39	Banana	"	0.05	13.75	14.30	13.92	12.87	13.33	13.10

Sr. No.	Expenditure Item	Units	N_weight_adj.	September	October	November	December	January	February
40	Mango		0.07	15.00	15.00	15.00	15.00	15.00	15.00
	8. Spices		**1.03**						
41	Pepper whole	"	0.98	68.29	75.23	54.77	41.96	40.00	45.99
42	Chilies		0.05	60.00	60.00	56.40	59.67	73.48	70.00
	9. Potatoes, Other Tubers and Stems		**0.77**						
43	Potato	Kg.	0.71	5.19	4.34	5.26	5.83	7.16	7.59
44	sweat potatoes	Kg.	0.05	5.53	5.28	5.58	5.83	4.81	4.81
	10. Coffee and Tea Leaves		**7.44**						
45	Coffee beans	Kg.	1.72	103.04	103.51	106.27	107.57	106.27	105.05
46	Tea leaves	100 gm.	1.83	4.47	4.56	5.00	5.13	5.20	4.87
47	'Chat'	Kg.	3.89	52.18	43.92	52.27	54.13	65.54	58.82
	11. Other food items		**2.82**						
48	Sugar - unpacked	Kg.	2.47	**6.98**	**6.98**	**6.98**	**6.98**	**6.98**	**6.98**
49	Salt - unpacked non iodized	"	0.31	2.77	3.63	3.71	3.63	3.42	3.68
50	Honey		0.03	73.64	72.38	71.22	71.22	72.38	70.00
	12. Milling Charges		**0.73**						
51	Cereals	100 kg.	0.73	20.07	23.21	23.64	25.32	26.57	26.57
	B. Food Taken Away From Home		**4.40**						
52	**'Yebeg Tibs'**	Single Meal	0.91	24.75	27.48	24.43	24.55	24.08	24.51
53	Meal (Hotel food - non fasting 'key we	Single Meal	1.65	18.23	16.37	16.81	16.36	15.76	15.72
54	Fasting food without fish	Single Meal	1.83	13.26	14.20	13.23	14.05	13.35	14.04
	BEVERAGE and CIGARETTES		**1.46**						
	II. BEVERAGES		**0.91**						
	2.1 Non-alcoholic		**0.28**						
55	Coca Cola, Fanta	300 cc.	0.23	4.73	4.85	5.42	4.85	5.00	5.31
56	Mineral water - Ambo	500 cc.	0.05	5.00	5.00	5.00	5.00	5.00	5.00

Sr. No.	*Expenditure Item*	Units	N_weight_adj.	September	October	November	December	January	February
	2.2 Alcoholic		**0.62**						
57	'Tela'	Lt.	0.08	3.26	3.43	3.26	3.29	3.26	3.26
58	Beer - Harar	330 ml.	0.54	8.04	8.16	8.18	8.16	8.41	8.32
	III. CIGARETTES and TOBACCO		**0.55**						
59	Nyala	"	***0.22***	10.00	10.00	10.37	10.00	10.00	10.00
60	Rothmans		***0.33***	25.00	25.00	25.00	25.00	25.00	25.00
	IV. CLOTHING and FOOTWEAR		**10.53**						
	4.1 Clothing		**7.68**						
	4.1.1 Cloths		**0.94**						
61	Polister	"	0.07	59.33	59.33	71.48	73.29	73.29	71.63
62	Abujedid	"	0.06	28.00	30.65	31.66	30.33	30.33	28.65
63	Diria		0.81	18.44	17.17	16.33	19.45	23.33	19.72
	4.1.2 Ready made for adults		**2.98**						
64	Jeans trousers	Pair	0.78	326.63	313.30	313.30	323.30	333.30	346.63
65	Shirts (long sleeved - imported)	"	0.09	161.65	149.94	151.65	153.32	166.60	153.26
66	'Netela'	"	0.43	35.00	35.00	35.00	35.00	35.00	35.00
67	**Sweater(Imp)Men**	No.	0.74	140.00	140.00	140.00	140.00	140.00	140.00
68	mekermia	"	0.95	35.38	35.38	35.38	35.38	35.38	35.38
	4.1.3 Ready made for children		**1.70**						
69	Jeans trousers	No.	0.93	74.33	74.33	74.33	74.33	74.33	74.33
70	Dress other than national	"	0.31	273.29	256.62	259.87	274.95	286.51	303.30
71	Shirt long sleeved		0.46	78.30	76.63	80.00	106.56	116.57	116.57
	4.1.4 Cost of tailoring		**2.06**						
72	Adult - Woolen suit	No.	2.06	372.24	400.00	372.24	372.24	372.24	386.87
73	Children - Khaki suit	"		83.30	85.00	85.00	85.00	85.00	85.00

Sr. No.	*Expenditure Item*	Units	N_weight_adj.	September	October	November	December	January	February
	4.2 Footwear and Repairs		**2.86**						
	4.2.1 adult		**2.18**						
74	Shoes, leather (local - ambessa)	"	0.54	249.00	204.00	300.50	397.00	397.00	397.00
75	Shoes, leather (Imported - Croft)	"	0.60	256.62	256.62	256.62	256.62	256.62	256.62
76	Slippers sponge - china	"	0.37	19.52	20.66	20.42	20.93	21.35	22.72
77	Shoes Canvas (Addis Ababa)	"	0.34	59.67	59.67	59.67	59.67	59.67	59.67
78	Shoes, plastic - Imported / Sandal	"	0.33	37.76	36.92	35.79	37.10	36.78	40.00
	4.2.2 children		**0.68**						
79	Shoes, leather (local - ambessa)		0.27	86.00	86.00	86.00	86.00	86.00	86.00
80	Shoes, leather (Imported - Croft)		0.41	99.67	99.67	99.67	99.67	99.67	99.67
	V. HOUSE RENT, CONSTRUCTION MATERIALS, WATER, FUEL and POWER		**15.54**						
	5.1 House rent		**6.68**						
81	Rent (owner occupied house)	Month	6.68	161.11	161.11	161.11	161.11	161.11	161.11
	5.2 Construction Materials		**1.77**						
82	Corrugated iron sheets 32 gauge loc	No.	0.14	105.00	98.00	100.00	99.33	98.66	100.00
83	Cement	50 kg	0.50	166.46	155.64	150.23	126.67	112.36	104.98
84	Mega Paint	4 kg.	0.95	121.87	123.78	118.07	120.00	125.71	123.78
85	Hollow conret	No.	0.18	5.74	5.44	5.48	5.28	4.82	5.48
	5.3 Water charge		**1.08**						
86	Water Charge	Cubic meter	1.08	3.06	3.06	3.06	3.06	3.06	3.06
	5.4 Fuel and Power		**6.01**						
87	Electricity	k.w.	1.39	0.27	0.27	0.27	0.27	0.27	0.27
88	Kerosene	Lt.	1.20	13.60	13.46	13.46	13.46	13.46	13.46
89	Firewood	Cubic meter	2.78	157.49	157.49	157.49	157.49	157.49	157.49

Sr. No.	Expenditure Item	Units	N_weight_adj.	September	October	November	December	January	February
90	Butagas	kg.	0.52	550.00	550.00	550.00	550.00	550.00	550.00
91	Matches	Box	0.07	0.49	0.49	0.46	0.50	0.50	0.50
92	Dry cell	pair	0.06	4.05	4.05	3.94	4.00	4.00	4.05
	VI. FURNITURE, FURNISHINGS								
	HOUSEHOLD EQUIPMENT and OPERATIONS		**7.63**						
	6.1 Furniture, fixtures		**1.03**						
93	Cupboard		0.59	3,078.47	3,172.57	3,050.88	3,126.00	3,126.00	2,996.66
94	Sofa		0.17	10,954.45	11,477.23	12,000.00	12,000.00	12,000.00	12,000.00
95	Double bed		0.27	2,452.88	2,345.08	2,524.33	2,524.33	2,303.11	2,592.70
	6.2 Furnishings and repairs		**2.71**						
96	Mattress Addis Ababa foam 120 cm	"	0.25	893.32	889.96	889.96	893.32	896.65	896.65
97	Bed sheet		2.11	142.90	142.90	142.90	142.90	142.90	142.90
98	Towel		0.18	23.85	23.85	23.85	23.85	23.85	23.85
99	Bed cover		0.17	45.00	45.00	45.00	45.00	45.00	45.00
	6.3 Heating and Cooking appliances		**0.14**						
100	Refrigerator	"	0.09	3590.00	3590.00	3590.00	3590.00	3590.00	3590.00
101	electic mitad		0.05	1000.00	1000.00	1200.00	1200.00	1184.91	1200.00
	6.4 Other Household Equipment		**0.95**						
102	Plastic bucket		0.20	37.12	36.92	36.78	36.78	36.96	37.48
103	Cooking pan		0.12	68.29	68.29	56.62	56.62	59.86	61.62
104	Gas stove		0.15	91.36	93.54	56.62	95.77	97.07	100.00
105	Plates,clay - imported		0.48	3.00	3.00	3.00	3.00	3.00	3.00
	6.5 Household operation		**2.22**						
106	Laundry soaps, local	200 gm.	0.87	**1.74**	**1.74**	**1.74**	**1.74**	**1.74**	**1.74**
107	Incense	kg.	0.15	69.15	69.15	80.00	80.00	80.00	80.00
108	Omo-detergent	50 gm.	0.63	2.86	2.96	3.02	3.07	2.93	2.96
109	Laundry soaps, imported	200 gm.	0.58	**1.73**	**1.73**	**1.73**	**1.73**	**1.73**	**1.73**
	6.6 Domestic service		**0.58**						
110	Salary for servants - Maid	Month	0.58	222.75	241.89	244.86	259.00	229.71	261.85

Sr. No.	Expenditure Item	Units	N_weight_adj.	September	October	November	December	January	February
	VII. MEDICAL CARE and HEALTH EXPENSES		**1.82**						
	7.1 Pharmaceutical products and herbicides		**1.51**						
111	Couph cyrop		0.06	13.04	11.76	13.16	13.21	13.16	12.82
112	Penicilin		0.71	7.79	5.65	6.74	7.29	7.24	6.97
113	Paracetamol		0.11	2.89	3.09	3.37	3.68	3.68	3.63
114	Ampicillin 250 mg.		0.62	16.80	18.05	28.00	31.32	31.32	39.20
	7.2 Other medical expenses		**0.32**						
115	Doctor's fee (private)	Visit	0.09	27.20	27.20	27.20	27.20	27.20	27.20
116	Doctor's fee (Government)	"	0.23	1.71	1.71	1.71	1.71	1.71	1.71
	VIII. TRANSPORT and COMMUNICATION		**5.49**						
	8.1 Transport		**0.69**						
117	Fuel, and greases	Lt/auto.	0.41	22.69	22.69	19.96	20.88	20.88	20.88
118	Motor oil	Lt/auto.	0.28	77.87	83.00	83.00	82.49	82.49	82.49
	8.2 Public transport		**1.83**						
119	Taxi fare - 2 km. one way per person	Trip/person	0.90	1.73	1.73	1.73	1.73	1.73	1.73
120	Bus fare - one way per person	"	0.68	0.75	0.75	0.75	0.75	0.75	0.75
121	Air fare - from Addis to Dire Dawa- e	"	0.25	811.00	811.00	819.00	819.00	819.00	819.00
	8.3 Communication		**2.97**						
122	Telephone charges- within Addis /pe	Period	1.17	0.20	0.20	0.20	0.20	0.20	0.20
123	Telephone line installation	Once	0.18	283.30	283.30	283.30	283.30	283.30	283.30
124	Telephone charge (mobile)		0.22	0.82	0.82	0.82	0.82	0.82	0.82
125	Mobile apparatus		1.40	900.00	900.00	900.00	900.00	900.00	900.00
	IX. RECREATION, ENTERTAINMENT and EDUCATION		**3.96**						

Sr. No.	Expenditure Item	Units	N_weight_adj.	September	October	November	December	January	February
	9.1 Equipment and accessories		**1.57**						
126	Radio set	No.	0.90	232.50	232.50	232.50	232.50	232.50	232.50
127	T.V. set - Phillips 21 inch colour	"	0.12	5,146.90	5,146.90	5,146.90	5,146.90	5,146.90	5,146.90
128	Taprecorder		0.47	456.64	456.64	456.64	456.64	456.64	456.64
129	CD palyer		0.08	330.00	330.00	330.00	330.00	330.00	330.00
	9.2 Entertainment and recreation		**0.28**						
130	Expenses for photography - black & \	6 PCs.	0.12	5.35	5.35	5.00	5.00	5.00	5.00
131	Video cassete rent charge		0.16	2.00	2.00	2.00	2.00	2.00	2.00
	9.3 Reading		**0.04**						
132	Newspaper - Addis zemen	No.	0.04	3.00	3.00	3.00	3.00	3.00	3.00
	9.4 Education		**2.08**						
133	Tutition fee ext. Government	No.	0.10	123.39	123.39	123.39	123.39	123.39	123.39
134	Regestration fee private	Month	0.28	97.50	97.50	97.50	97.50	97.50	97.50
135	Exercise books - 50 leaves local	No	0.27	2.50	2.50	2.50	2.50	2.50	2.50
136	School fee (grade 9-12) - private scl	No	0.40	143.15	182.00	182.00	182.00	182.00	182.00
137	Ball-point - Bic		0.05	2.46	2.73	2.82	2.82	2.60	2.70
138	School uniform - boys		0.77	131.64	149.46	155.24	157.51	124.99	124.99
139	Tutrial fee private college (cr.hr)		0.20	147.00	147.00	147.00	147.00	147.00	147.00
	X. PERSONAL CARE and EFFECTS		**2.33**						
	10.1 Personal care		**1.07**						
140	Barbery - men's hair cut	Person	0.17	5.59	5.59	6.69	6.94	6.69	7.49
141	Toilet soaps	90 gm.	0.20	7.21	7.40	7.17	7.76	7.50	7.30
142	Zenith, hair oil	330 cc	0.13	21.99	22.55	22.55	23.88	22.44	22.77
143	Perfum		0.14	30.65	30.49	32.40	34.22	33.68	35.00
144	Hair dressing		0.43	19.06	20.00	20.00	20.00	20.00	20.00
	10.2 Personal effects		**0.17**						

Sr. No.	*Expenditure Item*	Units		N_weight_adj.	September	October	November	December	January	February
145	Umbrella - women imported /china	No.		0.07	56.62	66.49	73.19	88.30	93.30	98.30
146	Shavers	"		0.10	**3.21**	**3.21**	**3.21**	**3.21**	**3.21**	**3.21**
	10.3 Jewelry			**1.09**						
147	Neck laces-6 gm gold -21 karat	No.		0.65	**1000.00**	**1000.00**	**1000.00**	**1000.00**	**1000.00**	**1000.00**
148	Earrings - 18 karat 4 gm gold - local	Pair		0.44	**666.67**	**666.67**	**666.67**	**666.67**	**666.67**	**666.67**
			143.33							
	XI. MISCELLANEOUS GOODS			**0.49**						
149	Money transfer charge	Once		0.37	13.00	13.00	13.00	13.00	13.00	13.00
150	photocoping	page		0.12	0.50	0.50	0.50	0.50	0.50	0.55

Sr. No.	Expenditure Item	Units	N_weight_adj.	March	April	May	June	July	August
	GENERAL (All Items)		**100.00**						
	NON FOOD TOTAL		**49.27**						
	FOOD TOTAL (A+B)		**50.73**						
	A. Food Taken at Home		**46.33**						
	1. Cereals Un-milled		**13.42**						
	DIRE DAWA CONSUMER PRICE INDEX								
1	'Teff' mixed	Kg.	1.64	11.37	12.05	12.31	13.05	12.92	14.04
2	'Teff' white	"	1.51	13.69	14.43	14.75	15.03	14.97	16.85
3	'Teff' black	"	0.05	10.40	10.78	10.70	10.92	11.12	12.66
4	Wheat white	"	3.32	9.79	10.58	9.70	9.55	9.41	10.16
5	Maize	"	0.08	6.60	6.21	6.15	6.16	6.21	6.72
6	Wheat black	"	2.07	8.08	8.40	7.74	7.56	7.31	7.56
7	Rice	"	2.91	15.11	15.11	15.04	14.65	15.33	14.86
8	Sorgum	"	1.85	8.59	9.91	8.65	8.41	8.60	9.96
	2. Pulses sub total (2.1+2.2)		**2.74**						
	2.1 Pulses Un-milled		**0.67**						
9	Peas		0.34	16.33	17.00	16.66	15.65	15.82	15.49
10	Lentils	"	0.15	20.22	20.11	20.49	21.10	20.70	20.85
11	Harcot beans		0.19	10.49	10.22	10.50	10.57	10.54	10.65
	2.2 Pulses milled		**2.07**						
12	Lentils split	Kg.	0.38	25.21	25.43	25.44	25.55	20.70	25.87
13	Vetch milled	"	0.18	24.66	24.66	23.33	23.33	23.33	23.66
14	Mixed pulses milled	"	0.21	23.99	22.68	23.36	25.39	23.80	21.77
15	Peas split	"	0.51	15.91	19.00	23.00	23.49	23.00	23.00
16	Fengreek		0.79	21.40	20.20	19.71	19.22	18.01	17.95
	3. Pasta, Bread etc. (3.1+3.2)		**8.58**						
	3.1 Pasta and Cereals Products		**1.14**						
17	Macaroni (local without egg)	Kg.	0.52	16.55	16.66	16.33	16.68	16.77	16.66
18	Spaghetti (local without egg)	"	0.62	22.48	22.00	23.31	24.00	24.00	24.00
	3.2 Bread and other prepared food		**7.44**						

Sr. No.	*Expenditure Item*	Units	N_weight_adj.	March	April	May	June	July	August
19	Wheat bread (bakery)	350 gm	2.59	4.47	4.36	4.41	4.42	4.27	4.20
20	'Injera' - Teff mixed	325 gm	4.49	2.85	2.85	2.85	3.49	3.63	4.19
21	Wheat bread (traditional - Ambasha	350 gm.	0.29	2.92	2.92	2.92	2.92	2.92	2.92
22	Biscuits	150 gm.	0.07	4.29	4.29	4.29	4.29	4.29	4.29
	4. Meat		**1.77**						
23	Beef - 'Shint'	Kg.	1.43	80.00	80.00	109.54	113.08	120.00	120.00
24	Chicken (Hen alive indigenous - cock	No.	0.15	37.62	47.16	73.12	51.61	41.60	41.30
25	Mutton (Sheep alive 10-15 kg.)/goat	"	0.19	498.42	582.32	600.08	601.65	609.35	614.55
	5. Milk, Cheese and Egg		**1.53**						
26	Milk un-pasteurized	Lt.	1.24	14.04	14.04	14.06	14.06	15.72	14.00
27	Eggs	Dozen	0.11	24.00	24.96	26.89	28.37	29.39	29.39
28	milk powder	Lt.	0.18	**70.32**	**70.32**	**70.32**	**70.32**	**70.32**	**70.32**
	6. Oils and Fats		**2.78**						
29	Edible oil (local)	Lt.	0.09	13.54	13.54	13.54	13.54	13.54	13.54
30	Butter unrefined	Kg.	0.09	126.58	139.76	142.61	144.22	151.56	143.26
31	Edible oil (Imported)	Lt.	2.59	27.25	27.25	27.25	24.67	24.67	24.67
	7. Vegetables and Fruits (7.1+7.2)		**2.72**						
	7.1 Vegetables		**2.63**						
32	Onions	Kg.	0.96	9.65	8.57	11.85	12.00	11.66	12.63
33	Ethiopian kale	"	0.06	4.39	4.40	5.66	3.57	3.21	3.31
34	Tomato	"	1.22	9.50	10.73	13.82	10.00	9.65	11.66
35	Pepper green	"	0.09	21.89	20.73	20.50	20.06	16.31	16.31
36	Garlic	"	0.23	40.00	40.39	37.96	39.18	42.49	37.02
37	Leek		0.06	8.84	9.55	7.81	10.00	9.56	9.35
	7.2 Fruits		**0.09**						
38	Orange	Kg.	0.04	14.95	15.16	15.00	15.00	15.00	15.00
39	Banana	"	0.05	12.77	12.88	12.43	13.22	13.92	13.92

Sr. No.	Expenditure Item	Units	N_weight_adj.	March	April	May	June	July	August
40	Mango		0.07	15.00	15.00	15.00	15.00	15.00	15.00
	8. Spices		**1.03**						
41	Pepper whole	"	0.98	52.89	50.00	47.77	45.96	45.96	44.49
42	Chilies		0.05	69.19	73.84	74.64	78.72	84.94	84.94
	9. Potatoes, Other Tubers and Stems		**0.77**						
43	Potato	Kg.	0.71	7.66	7.06	10.36	8.73	8.24	5.71
44	sweat potatoes	Kg.	0.05	5.62	5.62	3.43	3.73	5.12	5.12
	10. Coffee and Tea Leaves		**7.44**						
45	Coffee beans	Kg.	1.72	104.25	111.27	111.27	117.20	110.04	112.10
46	Tea leaves	100 gm.	1.83	4.80	5.58	7.97	9.26	10.61	11.28
47	'Chat'	Kg.	3.89	43.65	57.29	46.68	35.00	39.39	39.72
	11. Other food items		**2.82**						
48	Sugar - unpacked	Kg.	2.47	**6.98**	**6.98**	**6.98**	**6.98**	**6.98**	**6.98**
49	Salt - unpacked non iodized	"	0.31	3.66	3.66	3.83	3.77	3.91	4.30
50	Honey		0.03	77.37	76.52	76.14	76.14	78.72	100.00
	12. Milling Charges		**0.73**						
51	Cereals	100 kg.	0.73	40.00	38.74	34.20	34.20	35.57	35.57
	B. Food Taken Away From Home		**4.40**						
52	**'Yebeg Tibs'**	Single Meal	0.91	30.71	31.71	34.40	37.42	31.11	36.77
53	Meal (Hotel food - non fasting 'key we	Single Meal	1.65	22.22	22.22	25.33	22.93	23.33	25.25
54	Fasting food without fish	Single Meal	1.83	17.60	17.04	18.67	17.67	18.14	21.81
	BEVERAGE and CIGARETTES		**1.46**						
	II. BEVERAGES		**0.91**						
	2.1 Non-alcoholic		**0.28**						
55	Coca Cola, Fanta	300 cc.	0.23	6.00	6.00	6.00	6.00	6.10	6.10
56	Mineral water - Ambo	500 cc.	0.05	5.00	5.00	5.00	5.00	5.00	5.10

Sr. No.	*Expenditure Item*	Units	N_weight_adj.	March	April	May	June	July	August
	2.2 Alcoholic		**0.62**						
57	'Tela'	Lt.	0.08	3.14	3.26	3.26	3.26	3.26	3.26
58	Beer - Harar	330 ml.	0.54	8.32	8.32	8.32	8.36	8.43	8.49
	III. CIGARETTES and TOBACCO		**0.55**						
59	Nyala	"	***0.22***	10.00	10.00	10.00	10.00	11.76	12.00
60	Rothmans		***0.33***	25.00	25.00	29.97	29.32	30.65	32.97
	IV. CLOTHING and FOOTWEAR		**10.53**						
	4.1 Clothing		**7.68**						
	4.1.1 Cloths		**0.94**						
61	Polister	"	0.07	72.30	73.29	73.99	75.00	75.00	77.46
62	Abujedid	"	0.06	28.33	28.33	28.65	28.49	28.98	38.66
63	Diria		0.81	20.79	21.29	22.62	21.72	23.33	23.33
	4.1.2 Ready made for adults		**2.98**						
64	Jeans trousers	Pair	0.78	346.63	359.73	366.45	373.21	383.30	390.00
65	Shirts (long sleeved - imported)	"	0.09	146.59	151.65	151.65	153.32	156.65	168.32
66	'Netela'	"	0.43	35.00	35.00	35.00	35.00	35.00	35.00
67	**Sweater(Imp)Men**	No.	0.74	140.00	140.00	140.00	140.00	140.00	140.00
68	mekermia	"	0.95	35.38	35.38	35.38	35.38	35.38	35.38
	4.1.3 Ready made for children		**1.70**						
69	Jeans trousers	No.	0.93	74.33	74.33	74.33	74.33	74.33	74.33
70	Dress other than national	"	0.31	336.43	346.63	356.64	366.55	369.91	399.92
71	Shirt long sleeved		0.46	96.64	111.64	151.65	151.65	116.57	126.58
	4.1.4 Cost of tailoring		**2.06**						
72	Adult - Woolen suit	No.	2.06	386.87	386.87	372.24	372.24	400.00	372.24
73	Children - Khaki suit	"		103.23	103.23	103.23	103.23	103.23	103.23

Sr. No.	*Expenditure Item*	Units	N_weight_adj.	March	April	May	June	July	August
	4.2 Footwear and Repairs		**2.86**						
	4.2.1 adult		**2.18**						
74	Shoes, leather (local - ambessa)	"	0.54	390.00	390.00	390.00	390.00	390.00	390.00
75	Shoes, leather (Imported - Croft)	"	0.60	256.62	256.62	256.62	256.62	256.62	256.62
76	Slippers sponge - china	"	0.37	22.27	23.75	25.43	27.33	28.00	28.54
77	Shoes Canvas (Addis Ababa)	"	0.34	59.67	59.67	59.67	59.67	59.67	59.67
78	Shoes, plastic - Imported / Sandal	"	0.33	40.00	45.00	45.00	45.00	45.00	45.00
	4.2.2 children		**0.68**						
79	Shoes, leather (local - ambessa)		0.27	86.00	86.00	86.00	86.00	86.00	86.00
80	Shoes, leather (Imported - Croft)		0.41	99.67	99.67	99.67	99.67	99.67	99.67
	V. HOUSE RENT, CONSTRUCTION MATERIALS, WATER, FUEL and POWER		**15.54**						
	5.1 House rent		**6.68**						
81	Rent (owner occupied house)	Month	6.68	161.11	161.11	161.11	205.06	205.06	205.06
	5.2 Construction Materials		**1.77**						
82	Corrugated iron sheets 32 gauge loc	No.	0.14	100.00	100.00	100.00	100.00	110.00	110.00
83	Cement	50 kg	0.50	97.33	114.84	135.70	117.71	116.00	122.15
84	Mega Paint	4 kg.	0.95	121.87	123.78	129.37	129.49	142.80	144.74
85	Hollow conret	No.	0.18	4.65	4.91	4.83	4.91	5.00	5.00
	5.3 Water charge		**1.08**						
86	Water Charge	Cubic meter	1.08	3.06	3.06	3.06	3.06	3.06	3.06
	5.4 Fuel and Power		**6.01**						
87	Electricity	k.w.	1.39	0.27	0.27	0.27	0.27	0.27	0.27
88	Kerosene	Lt.	1.20	13.46	13.46	13.46	13.46	13.35	13.35
89	Firewood	Cubic meter	2.78	157.49	157.49	157.49	157.49	157.49	157.49

Sr. No.	Expenditure Item	Units	N_weight_adj.	March	April	May	June	July	August
90	Butagas	kg.	0.52	545.82	545.82	545.82	545.82	545.82	549.47
91	Matches	Box	0.07	0.50	0.50	0.50	0.50	0.50	0.50
92	Dry cell	pair	0.06	4.05	4.27	4.21	4.00	4.27	4.16
	VI. FURNITURE, FURNISHINGS								
	HOUSEHOLD EQUIPMENT and OPERATIONS		**7.63**						
	6.1 Furniture, fixtures		**1.03**						
93	Cupboard		0.59	3,226.86	3,380.29	3,253.03	3,591.33	3,579.93	3,730.30
94	Sofa		0.17	12,000.00	12,000.00	12,000.00	12,000.00	15,000.00	14,000.00
95	Double bed		0.27	2,536.52	2,505.70	2,682.50	2,998.61	2,964.79	3,077.12
	6.2 Furnishings and repairs		**2.71**						
96	Mattress Addis Ababa foam 120 cm	"	0.25	896.65	896.65	896.65	923.32	939.89	946.65
97	Bed sheet		2.11	142.90	142.90	142.90	142.90	142.90	142.90
98	Towel		0.18	23.85	23.85	23.85	23.85	23.85	23.85
99	Bed cover		0.17	45.00	45.00	45.00	45.00	45.00	45.00
	6.3 Heating and Cooking appliances		**0.14**						
100	Refrigerator	"	0.09	3590.00	3590.00	3590.00	3590.00	3590.00	3590.00
101	electic mitad		0.05	1174.73	1200.00	1200.00	1200.00	1200.00	1200.00
	6.4 Other Household Equipment		**0.95**						
102	Plastic bucket		0.20	37.93	38.77	36.78	40.00	40.49	40.00
103	Cooking pan		0.12	58.49	63.29	63.29	65.00	68.29	75.00
104	Gas stove		0.15	100.00	100.00	104.17	107.01	109.90	113.35
105	Plates,clay - imported		0.48	3.00	3.00	3.00	3.00	3.00	3.00
	6.5 Household operation		**2.22**						
106	Laundry soaps, local	200 gm.	0.87	**1.74**	**1.74**	**1.74**	**1.74**	**1.74**	**1.74**
107	Incense	kg.	0.15	80.00	80.00	80.00	80.00	80.00	80.00
108	Omo-detergent	50 gm.	0.63	2.89	2.99	2.99	3.18	2.84	3.16
109	Laundry soaps, imported	200 gm.	0.58	**1.73**	**1.73**	**1.73**	**1.73**	**1.73**	**1.73**
	6.6 Domestic service		**0.58**						
110	Salary for servants - Maid	Month	0.58	264.46	282.56	283.70	256.02	301.91	318.82

Sr. No.	Expenditure Item	Units	N_weight_adj.	March	April	May	June	July	August
	VII. MEDICAL CARE and HEALTH EXPENSES		**1.82**						
	7.1 Pharmaceutical products and herbicides		**1.51**						
111	Couph cyrop		0.06	13.49	13.65	13.83	13.49	20.49	20.49
112	Penicilin		0.71	6.97	7.40	7.40	6.76	6.97	7.65
113	Paracetamol		0.11	3.39	3.46	3.39	3.30	3.39	3.54
114	Ampicillin 250 mg.		0.62	31.62	35.37	37.52	37.24	37.24	42.85
	7.2 Other medical expenses		**0.32**						
115	Doctor's fee (private)	Visit	0.09	27.20	27.20	27.20	29.30	29.42	29.42
116	Doctor's fee (Government)	"	0.23	1.71	1.71	1.71	1.71	1.71	1.71
	VIII. TRANSPORT and COMMUNICATION		**5.49**						
	8.1 Transport		**0.69**						
117	Fuel, and greases	Lt/auto.	0.41	20.88	20.86	20.86	20.88	18.71	18.57
118	Motor oil	Lt/auto.	0.28	82.49	82.49	82.49	84.33	83.14	83.14
	8.2 Public transport		**1.83**						
119	Taxi fare - 2 km. one way per person	Trip/person	0.90	1.73	1.73	1.73	1.73	1.73	1.73
120	Bus fare - one way per person	"	0.68	1.19	1.26	1.41	2.00	1.59	1.00
121	Air fare - from Addis to Dire Dawa- e	"	0.25	998.00	1,004.00	1,004.00	1,004.00	1,004.00	1,004.00
	8.3 Communication		**2.97**						
122	Telephone charges- within Addis /pe	Period	1.17	0.20	0.20	0.20	0.20	0.20	0.20
123	Telephone line installation	Once	0.18	283.30	283.30	283.30	283.30	283.30	283.30
124	Telephone charge (mobile)		0.22	0.82	0.82	0.82	2.02	2.02	2.02
125	Mobile apparatus		1.40	900.00	900.00	900.00	900.00	900.00	900.00
	IX. RECREATION, ENTERTAINMENT and EDUCATION		**3.96**						

Sr. No.	*Expenditure Item*	Units	N_weight_adj.	March	April	May	June	July	August
	9.1 Equipment and accessories		**1.57**						
126	Radio set	No.	0.90	232.50	232.50	232.50	232.50	232.50	232.50
127	T.V. set - Phillips 21 inch colour	"	0.12	5,146.90	5,146.90	5,146.90	5,146.90	5,146.90	5,146.90
128	Taprecorder		0.47	456.64	456.64	456.64	456.64	456.64	456.64
129	CD palyer		0.08	330.00	330.00	330.00	330.00	330.00	330.00
	9.2 Entertainment and recreation		**0.28**						
130	Expenses for photography - black & \	6 PCs.	0.12	6.91	5.23	5.62	10.00	10.00	10.00
131	Video cassete rent charge		0.16	2.00	2.00	2.00	2.00	2.00	2.00
	9.3 Reading		**0.04**						
132	Newspaper - Addis zemen	No.	0.04	3.00	3.00	3.00	3.00	3.00	3.00
	9.4 Education		**2.08**						
133	Tutition fee ext. Government	No.	0.10	123.39	123.39	123.39	123.39	123.39	123.39
134	Regestration fee private	Month	0.28	97.50	97.50	97.50	97.50	97.50	97.50
135	Exercise books - 50 leaves local	No	0.27	2.50	2.50	2.50	2.50	2.50	2.50
136	School fee (grade 9-12) - private scl	No	0.40	180.69	180.69	180.69	180.69	143.15	143.15
137	Ball-point - Bic		0.05	2.29	2.42	2.87	3.00	2.64	2.45
138	School uniform - boys		0.77	139.48	140.68	140.68	140.68	105.70	110.55
139	Tutrial fee private college (cr.hr)		0.20	147.00	147.00	147.00	147.00	147.00	147.00
	X. PERSONAL CARE and EFFECTS		**2.33**						
	10.1 Personal care		**1.07**						
140	Barbery - men's hair cut	Person	0.17	7.11	7.62	7.11	7.11	7.11	6.97
141	Toilet soaps	90 gm.	0.20	7.38	7.49	7.21	7.15	7.31	6.73
142	Zenith, hair oil	330 cc	0.13	22.99	22.76	22.65	23.80	23.20	22.66
143	Perfum		0.14	35.00	35.00	35.00	39.32	40.00	40.00
144	Hair dressing		0.43	20.00	22.76	20.00	23.80	20.00	20.00
	10.2 Personal effects		**0.17**						

Sr. No.	*Expenditure Item*	Units		N_weight_adj.	March	April	May	June	July	August
145	Umbrella - women imported /china	No.		0.07	93.30	98.30	103.31	103.31	101.64	111.64
146	Shavers	"		0.10	**3.21**	**3.21**	**3.21**	**3.21**	**3.21**	**3.21**
	10.3 Jewelry			**1.09**						
147	Neck laces-6 gm gold -21 karat	No.		0.65	**1000.00**	**1000.00**	**1000.00**	**1000.00**	**1000.00**	**1000.00**
148	Earrings - 18 karat 4 gm gold - local	Pair		0.44	**666.67**	**666.67**	**666.67**	**666.67**	**666.67**	**666.67**
			143.33							
	XI. MISCELLANEOUS GOODS			**0.49**						
149	Money transfer charge	Once		0.37	13.00	13.00	13.00	13.00	13.00	13.00
150	photocoping	page		0.12	0.55	0.53	0.53	0.56	0.53	0.55

Sr. No.	Expenditure Item	Units	N_weight_adj.				2013	
				September	October	November	December	January	February
	GENERAL (All Items)		**100.00**						
	NON FOOD TOTAL		**49.27**						
	FOOD TOTAL (A+B)		**50.73**						
	A. Food Taken at Home		**46.33**						
	1. Cereals Un-milled		**13.42**						
	DIRE DAWA CONSUMER PRICE INDEX								
1	'Teff' mixed	Kg.	1.64	14.49	15.75	14.99	14.73	14.05	14.99
2	'Teff' white	"	1.51	16.77	17.05	17.38	16.75	16.43	16.94
3	'Teff' black	"	0.05	13.61	13.97	13.43	13.28	12.86	13.03
4	Wheat white	"	3.32	9.40	9.74	9.41	8.98	8.98	8.79
5	Maize	"	0.08	6.54	6.72	6.71	6.81	6.29	6.43
6	Wheat black	"	2.07	7.35	7.32	7.49	7.69	7.66	8.00
7	Rice	"	2.91	14.86	14.52	14.85	13.96	13.97	14.16
8	Sorgum	"	1.85	9.76	9.53	9.49	9.48	9.55	9.49
	2. Pulses sub total (2.1+2.2)		**2.74**						
	2.1 Pulses Un-milled		**0.67**						
9	Peas		0.34	15.24	15.49	15.00	13.31	13.00	12.48
10	Lentils	"	0.15	20.98	19.68	19.70	19.70	18.73	17.48
11	Harcot beans		0.19	10.24	8.95	8.98	8.98	8.98	8.80
	2.2 Pulses milled		**2.07**						
12	Lentils split	Kg.	0.38	22.46	25.27	24.48	18.98	18.73	22.85
13	Vetch milled	"	0.18	23.33	23.66	22.66	21.66	21.66	20.66
14	Mixed pulses milled	"	0.21	22.33	22.16	21.87	22.00	21.37	21.17
15	Peas split	"	0.51	22.49	22.00	22.49	21.49	18.49	18.49
16	Fengreek		0.79	17.38	17.17	15.94	14.97	14.69	14.17
	3. Pasta, Bread etc. (3.1+3.2)		**8.58**						
	3.1 Pasta and Cereals Products		**1.14**						
17	Macaroni (local without egg)	Kg.	0.52	16.66	16.24	16.22	16.33	16.24	16.33
18	Spaghetti (local without egg)	"	0.62	24.00	24.00	24.00	20.98	20.98	23.31
	3.2 Bread and other prepared food		**7.44**						

Sr. No.	Expenditure Item	Units	N_weight_adj.	September	October	November	December	January	February
								2013	
19	Wheat bread (bakery)	350 gm	2.59	4.47	4.32	4.36	4.42	4.59	4.52
20	'Injera' - Teff mixed	325 gm	4.49	4.53	4.04	4.54	4.74	4.11	4.32
21	Wheat bread (traditional - Ambasha	350 gm.	0.29	2.92	2.92	2.92	2.92	2.92	2.92
22	Biscuits	150 gm.	0.07	4.58	4.23	4.29	4.29	4.29	4.52
	4. Meat		**1.77**						
23	Beef - 'Shint'	Kg.	1.43	120.00	120.00	120.00	120.00	120.00	120.00
24	Chicken (Hen alive indigenous - cock	No.	0.15	55.00	35.84	42.43	38.23	45.02	40.00
25	Mutton (Sheep alive 10-15 kg.)/goat	"	0.19	595.47	527.16	528.68	673.69	629.96	555.24
	5. Milk, Cheese and Egg		**1.53**						
26	Milk un-pasteurized	Lt.	1.24	16.24	14.00	15.37	16.97	16.65	15.18
27	Eggs	Dozen	0.11	30.39	30.64	30.00	27.85	28.83	24.43
28	milk powder	Lt.	0.18	**70.32**	**70.32**	**70.32**	**70.32**	**70.32**	**70.32**
	6. Oils and Fats		**2.78**						
29	Edible oil (local)	Lt.	0.09	13.54	13.54	13.54	13.54	13.54	13.54
30	Butter unrefined	Kg.	0.09	146.48	147.68	143.13	146.59	144.91	141.38
31	Edible oil (Imported)	Lt.	2.59	24.67	24.67	24.67	26.67	26.67	26.67
	7. Vegetables and Fruits (7.1+7.2)		**2.72**						
	7.1 Vegetables		**2.63**						
32	Onions	Kg.	0.96	12.66	12.00	11.00	10.85	9.28	5.77
33	Ethiopian kale	"	0.06	4.16	4.59	6.56	9.07	7.20	5.77
34	Tomato	"	1.22	15.46	11.29	11.44	10.11	10.31	8.62
35	Pepper green	"	0.09	20.14	17.89	21.54	16.06	28.65	25.26
36	Garlic	"	0.23	34.11	27.39	25.92	21.75	20.40	25.01
37	Leek		0.06	13.97	8.36	7.97	14.15	12.31	8.28
	7.2 Fruits		**0.09**						
38	Orange	Kg.	0.04	15.33	14.89	14.77	15.33	19.36	22.36
39	Banana	"	0.05	15.00	14.89	15.00	15.00	15.00	15.00

Sr. No.	Expenditure Item	Units	N_weight_adj.					2013	
				September	October	November	December	January	February
40	Mango		0.07	20.00	20.00	20.00	20.00	20.00	18.17
	8. Spices		**1.03**						
41	Pepper whole	"	0.98	42.43	35.81	41.35	38.86	36.59	34.32
42	Chilies		0.05	60.00	50.00	57.66	60.57	69.19	64.66
	9. Potatoes, Other Tubers and Stems		**0.77**						
43	Potato	Kg.	0.71	5.48	4.76	5.33	5.65	5.94	5.31
44	sweat potatoes	Kg.	0.05	4.37	4.47	4.23	4.00	4.55	4.11
	10. Coffee and Tea Leaves		**7.44**						
45	Coffee beans	Kg.	1.72	123.01	106.90	108.15	116.91	116.77	94.99
46	Tea leaves	100 gm.	1.83	9.25	10.12	9.85	11.44	10.53	10.51
47	'Chat'	Kg.	3.89	69.88	60.09	44.26	62.68	83.53	59.93
	11. Other food items		**2.82**						
48	Sugar - unpacked	Kg.	2.47	**6.98**	**6.98**	**6.98**	**6.98**	**6.98**	**6.98**
49	Salt - unpacked non iodized	"	0.31	4.27	4.13	4.13	4.31	4.05	4.37
50	Honey		0.03	100.00	76.14	80.00	80.00	80.00	80.00
	12. Milling Charges		**0.73**						
51	Cereals	100 kg.	0.73	34.20	40.00	34.20	34.97	34.20	33.54
	B. Food Taken Away From Home		**4.40**						
52	**'Yebeg Tibs'**	Single Meal	0.91	37.32	35.25	40.95	41.24	41.24	37.76
53	Meal (Hotel food - non fasting 'key we	Single Meal	1.65	24.19	26.28	25.94	26.13	26.42	26.42
54	Fasting food without fish	Single Meal	1.83	18.83	21.99	19.53	17.99	17.99	18.15
	BEVERAGE and CIGARETTES		**1.46**						
	II. BEVERAGES		**0.91**						
	2.1 Non-alcoholic		**0.28**						
55	Coca Cola, Fanta	300 cc.	0.23	6.10	6.00	6.10	6.10	5.91	5.81
56	Mineral water - Ambo	500 cc.	0.05	6.00	6.00	5.82	5.82	5.82	5.79

Sr. No.	Expenditure Item	Units	N_weight_adj.						
							2013		
				September	October	November	December	January	February
	2.2 Alcoholic		**0.62**						
57	'Tela'	Lt.	0.08	3.62	3.81	3.87	3.90	3.84	3.90
58	Beer - Harar	330 ml.	0.54	8.49	8.43	9.11	9.12	9.11	9.11
	III. CIGARETTES and TOBACCO		**0.55**						
59	Nyala	"	***0.22***	10.95	10.95	10.95	10.95	10.00	10.00
60	Rothmans		***0.33***	35.00	35.00	32.97	35.00	35.00	30.00
	IV. CLOTHING and FOOTWEAR		**10.53**						
	4.1 Clothing		**7.68**						
	4.1.1 Cloths		**0.94**						
61	Polister	"	0.07	75.00	75.99	73.99	73.99	73.99	75.00
62	Abujedid	"	0.06	33.97	32.27	26.96	28.78	28.78	25.96
63	Diria		0.81	19.72	19.72	19.72	19.72	20.68	20.20
	4.1.2 Ready made for adults		**2.98**						
64	Jeans trousers	Pair	0.78	393.22	386.55	406.47	399.92	396.64	393.31
65	Shirts (long sleeved - imported)	"	0.09	158.21	156.65	153.32	156.65	146.59	163.27
66	'Netela'	"	0.43	35.00	35.00	35.00	35.00	35.00	35.00
67	**Sweater(Imp)Men**	No.	0.74	140.00	140.00	140.00	140.00	140.00	140.00
68	mekermia	"	0.95	35.38	35.38	35.38	35.38	35.38	35.38
	4.1.3 Ready made for children		**1.70**						
69	Jeans trousers	No.	0.93	74.33	74.33	74.33	74.33	74.33	74.33
70	Dress other than national	"	0.31	419.43	366.45	383.30	373.13	386.64	386.64
71	Shirt long sleeved		0.46	146.59	146.59	133.25	124.02	146.59	146.59
	4.1.4 Cost of tailoring		**2.06**						
72	Adult - Woolen suit	No.	2.06	387.30	387.30	524.40	524.40	524.40	524.40
73	Children - Khaki suit	"		123.24	123.24	123.24	123.24	123.24	123.24

Sr. No.	*Expenditure Item*	Units	N_weight_adj.					2013	
				September	October	November	December	January	February
	4.2 Footwear and Repairs		**2.86**						
	4.2.1 adult		**2.18**						
74	Shoes, leather (local - ambessa)	"	0.54	390.00	390.00	390.00	390.00	390.00	390.00
75	Shoes, leather (Imported - Croft)	"	0.60	256.62	256.62	256.62	256.62	256.62	256.62
76	Slippers sponge - china	"	0.37	29.09	28.23	28.43	28.23	28.23	30.00
77	Shoes Canvas (Addis Ababa)	"	0.34	59.67	59.67	59.67	59.67	59.67	59.67
78	Shoes, plastic - Imported / Sandal	"	0.33	43.27	43.27	45.85	45.00	43.85	45.00
	4.2.2 children		**0.68**						
79	Shoes, leather (local - ambessa)		0.27	86.00	86.00	86.00	86.00	86.00	86.00
80	Shoes, leather (Imported - Croft)		0.41	99.67	99.67	99.67	99.67	99.67	99.67
	V. HOUSE RENT, CONSTRUCTION MATERIALS, WATER, FUEL and POWER		**15.54**						
	5.1 House rent		**6.68**						
81	Rent (owner occupied house)	Month	6.68	205.06	205.06	205.06	205.06	205.06	205.06
	5.2 Construction Materials		**1.77**						
82	Corrugated iron sheets 32 gauge loc	No.	0.14	115.00	116.23	125.16	130.00	130.00	130.00
83	Cement	50 kg	0.50	112.36	107.47	102.79	94.02	90.45	99.48
84	Mega Paint	4 kg.	0.95	138.55	143.80	142.86	148.57	146.64	141.70
85	Hollow conret	No.	0.18	5.00	5.00	5.00	5.00	5.00	5.00
	5.3 Water charge		**1.08**						
86	Water Charge	Cubic meter	1.08	3.06	3.06	3.06	3.06	3.06	3.06
	5.4 Fuel and Power		**6.01**						
87	Electricity	k.w.	1.39	0.27	0.27	0.27	0.27	0.27	0.27
88	Kerosene	Lt.	1.20	13.35	13.35	13.35	13.35	13.39	13.39
89	Firewood	Cubic meter	2.78	157.49	157.49	157.49	157.49	157.49	157.49

Sr. No.	Expenditure Item	Units	N_weight_adj.						
							2013		
				September	October	November	December	January	February
90	Butagas	kg.	0.52	544.27	559.75	572.92	572.92	617.16	617.16
91	Matches	Box	0.07	0.50	0.50	0.50	0.50	0.50	0.50
92	Dry cell	pair	0.06	4.11	4.00	4.24	4.21	4.21	4.43
	VI. FURNITURE, FURNISHINGS								
	HOUSEHOLD EQUIPMENT and OPERATIONS		**7.63**						
	6.1 Furniture, fixtures		**1.03**						
93	Cupboard		0.59	3,670.37	3,634.56	3,618.65	3,796.38	3,990.58	3,796.38
94	Sofa		0.17	17,000.00	17,000.00	18,945.36	19,309.79	19,309.79	19,309.79
95	Double bed		0.27	3,130.28	3,130.28	3,605.06	3,626.45	3,623.60	3,349.13
	6.2 Furnishings and repairs		**2.71**						
96	Mattress Addis Ababa foam 120 cm	"	0.25	933.25	943.29	943.29	946.65	950.00	950.00
97	Bed sheet		2.11	142.90	142.90	142.90	142.90	142.90	142.90
98	Towel		0.18	23.85	23.85	23.85	23.85	23.85	23.85
99	Bed cover		0.17	45.00	45.00	45.00	45.00	45.00	45.00
	6.3 Heating and Cooking appliances		**0.14**						
100	Refrigerator	"	0.09	3590.00	3590.00	3590.00	3590.00	3590.00	3590.00
101	electic mitad		0.05	1200.00	1200.00	1200.00	1200.00	1200.00	1200.00
	6.4 Other Household Equipment		**0.95**						
102	Plastic bucket		0.20	40.00	40.00	37.42	40.00	40.00	40.00
103	Cooking pan		0.12	73.29	73.29	78.30	80.00	90.00	76.63
104	Gas stove		0.15	144.94	143.13	135.52	138.73	150.00	150.00
105	Plates,clay - imported		0.48	3.00	3.00	3.00	3.00	3.00	3.00
	6.5 Household operation		**2.22**						
106	Laundry soaps, local	200 gm.	0.87	**1.74**	**1.74**	**1.74**	**1.74**	**1.74**	**1.74**
107	Incense	kg.	0.15	80.00	80.00	80.00	80.00	80.00	80.00
108	Omo-detergent	50 gm.	0.63	3.22	3.21	2.89	2.69	3.31	2.73
109	Laundry soaps, imported	200 gm.	0.58	**1.73**	**1.73**	**1.73**	**1.73**	**1.73**	**1.73**
	6.6 Domestic service		**0.58**						
110	Salary for servants - Maid	Month	0.58	308.52	315.12	256.83	313.41	335.90	346.42

Sr. No.	Expenditure Item	Units	N_weight_adj.				2013	
				September	October	November	December	January	February
	VII. MEDICAL CARE and HEALTH EXPENSES		**1.82**						
	7.1 Pharmaceutical products and herbicides		**1.51**						
111	Couph cyrop		0.06	18.71	17.75	19.24	21.49	20.50	18.93
112	Penicilin		0.71	8.44	8.45	8.45	8.22	8.81	8.73
113	Paracetamol		0.11	3.39	3.54	3.54	3.54	3.84	3.84
114	Ampicillin 250 mg.		0.62	40.98	37.24	37.24	37.24	35.37	35.37
	7.2 Other medical expenses		**0.32**						
115	Doctor's fee (private)	Visit	0.09	29.42	29.42	29.42	29.42	29.42	30.86
116	Doctor's fee (Government)	"	0.23	1.71	1.71	1.71	1.71	1.71	1.71
	VIII. TRANSPORT and COMMUNICATION		**5.49**						
	8.1 Transport		**0.69**						
117	Fuel, and greases	Lt/auto.	0.41	18.71	18.71	18.71	18.71	18.71	18.71
118	Motor oil	Lt/auto.	0.28	81.48	81.48	81.48	81.48	95.00	95.00
	8.2 Public transport		**1.83**						
119	Taxi fare - 2 km. one way per person	Trip/person	0.90	1.41	1.41	2.00	2.00	2.00	2.00
120	Bus fare - one way per person	"	0.68	1.19	1.00	1.19	1.19	1.19	2.00
121	Air fare - from Addis to Dire Dawa- e	"	0.25	1,031.00	1,034.00	1,034.00	1,034.00	1,047.00	1,047.00
	8.3 Communication		**2.97**						
122	Telephone charges- within Addis /pe	Period	1.17	0.20	0.20	0.20	0.20	0.20	0.20
123	Telephone line installation	Once	0.18	283.30	283.30	283.30	283.30	283.30	283.30
124	Telephone charge (mobile)		0.22	2.02	2.02	2.02	2.02	2.02	2.02
125	Mobile apparatus		1.40	900.00	900.00	900.00	900.00	900.00	900.00
	IX. RECREATION, ENTERTAINMENT and EDUCATION		**3.96**						

Sr. No.	*Expenditure Item*	Units	N_weight_adj.						
							2013		
				September	October	November	December	January	February
	9.1 Equipment and accessories		**1.57**						
126	Radio set	No.	0.90	232.50	232.50	232.50	232.50	232.50	232.50
127	T.V. set - Phillips 21 inch colour	"	0.12	5,146.90	5,146.90	5,146.90	5,146.90	5,146.90	5,146.90
128	Taprecorder		0.47	456.64	456.64	456.64	456.64	456.64	456.64
129	CD palyer		0.08	330.00	330.00	330.00	330.00	330.00	330.00
	9.2 Entertainment and recreation		**0.28**						
130	Expenses for photography - black & \	6 PCs.	0.12	9.69	9.46	10.00	10.00	9.46	9.69
131	Video cassete rent charge		0.16	2.19	2.19	2.29	2.39	2.39	2.09
	9.3 Reading		**0.04**						
132	Newspaper - Addis zemen	No.	0.04	3.00	3.00	3.00	3.00	3.00	3.00
	9.4 Education		**2.08**						
133	Tutition fee ext. Government	No.	0.10	123.39	123.39	123.39	123.39	123.39	123.39
134	Regestration fee private	Month	0.28	97.50	97.50	97.50	97.50	97.50	97.50
135	Exercise books - 50 leaves local	No	0.27	2.50	2.50	2.50	2.50	2.50	2.50
136	School fee (grade 9-12) - private scl	No	0.40	143.15	143.15	143.15	143.15	143.15	143.15
137	Ball-point - Bic		0.05	3.00	3.00	3.00	2.79	2.79	2.79
138	School uniform - boys		0.77	133.94	138.73	138.73	138.73	138.73	141.75
139	Tutrial fee private college (cr.hr)		0.20	147.00	147.00	147.00	147.00	147.00	147.00
	X. PERSONAL CARE and EFFECTS		**2.33**						
	10.1 Personal care		**1.07**						
140	Barbery - men's hair cut	Person	0.17	7.36	7.49	7.55	8.24	8.24	7.49
141	Toilet soaps	90 gm.	0.20	7.06	7.15	7.06	6.91	7.30	7.38
142	Zenith, hair oil	330 cc	0.13	22.98	22.65	22.00	22.80	22.44	22.65
143	Perfum		0.14	40.00	41.60	43.56	45.00	45.00	45.00
144	Hair dressing		0.43	20.00	22.36	20.00	20.00	20.00	20.00
	10.2 Personal effects		**0.17**						

Sr. No.	*Expenditure Item*	Units		N_weight_adj.					2013	
					September	October	November	December	January	February
145	Umbrella - women imported /china	No.		0.07	111.64	111.64	113.31	86.53	98.30	98.30
146	Shavers	"		0.10	**3.21**	**3.21**	**3.21**	**3.21**	**3.21**	**3.21**
	10.3 Jewelry			**1.09**						
147	Neck laces-6 gm gold -21 karat	No.		0.65	**1000.00**	**1000.00**	**1000.00**	**1000.00**	**1000.00**	**1000.00**
148	Earrings - 18 karat 4 gm gold - local	Pair		0.44	**666.67**	**666.67**	**666.67**	**666.67**	**666.67**	**666.67**
			143.33							
	XI. MISCELLANEOUS GOODS			**0.49**						
149	Money transfer charge	Once		0.37	13.00	13.00	13.00	13.00	13.00	13.00
150	photocoping	page		0.12	0.60	0.54	0.54	0.58	0.65	0.59

Sr. No.	*Expenditure Item*	Units	N_weight_adj.	Diff
	GENERAL (All Items)		**100.00**	
	NON FOOD TOTAL		**49.27**	
	FOOD TOTAL (A+B)		**50.73**	
	A. Food Taken at Home		**46.33**	
	1. Cereals Un-milled		**13.42**	
	DIRE DAWA CONSUMER PRICE INDEX			
1	'Teff' mixed	Kg.	1.64	0.94
2	'Teff' white	"	1.51	0.50
3	'Teff' black	"	0.05	0.17
4	Wheat white	"	3.32	-0.19
5	Maize	"	0.08	0.14
6	Wheat black	"	2.07	0.34
7	Rice	"	2.91	0.19
8	Sorgum	"	1.85	-0.06
				0.00
	2. Pulses sub total (2.1+2.2)		**2.74**	0.00
				0.00
	2.1 Pulses Un-milled		**0.67**	0.00
9	Peas		0.34	-0.52
10	Lentils	"	0.15	-1.25
11	Harcot beans		0.19	-0.17
	2.2 Pulses milled		**2.07**	0.00
				0.00
12	Lentils split	Kg.	0.38	4.12
13	Vetch milled	"	0.18	-1.00
14	Mixed pulses milled	"	0.21	-0.20
15	Peas split	"	0.51	0.00
16	Fengreek		0.79	-0.51
	3. Pasta, Bread etc. (3.1+3.2)		**8.58**	0.00
				0.00
	3.1 Pasta and Cereals Products		**1.14**	0.00
				0.00
17	Macaroni (local without egg)	Kg.	0.52	0.08
18	Spaghetti (local without egg)	"	0.62	2.34
				0.00
	3.2 Bread and other prepared food		**7.44**	0.00

Sr. No.	*Expenditure Item*	Units	N_weight_adj.	Diff
				0.00
19	Wheat bread (bakery)	350 gm	2.59	-0.07
20	'Injera' - Teff mixed	325 gm	4.49	0.21
21	Wheat bread (traditional - Ambasha	350 gm.	0.29	0.00
22	Biscuits	150 gm.	0.07	0.23
				0.00
	4. Meat		**1.77**	0.00
				0.00
23	Beef - 'Shint'	Kg.	1.43	0.00
24	Chicken (Hen alive indigenous - cock	No.	0.15	-5.02
25	Mutton (Sheep alive 10-15 kg.)/goat	"	0.19	-74.71
				0.00
	5. Milk, Cheese and Egg		**1.53**	0.00
				0.00
26	Milk un-pasteurized	Lt.	1.24	-1.46
27	Eggs	Dozen	0.11	-4.40
28	milk powder	Lt.	0.18	0.00
	6. Oils and Fats		**2.78**	0.00
				0.00
29	Edible oil (local)	Lt.	0.09	0.00
30	Butter unrefined	Kg.	0.09	-3.54
31	Edible oil (Imported)	Lt.	2.59	0.00
				0.00
	7. Vegetables and Fruits (7.1+7.2)		**2.72**	0.00
				0.00
	7.1 Vegetables		**2.63**	0.00
				0.00
32	Onions	Kg.	0.96	-3.51
33	Ethiopian kale	"	0.06	-1.43
34	Tomato	"	1.22	-1.70
35	Pepper green	"	0.09	-3.39
36	Garlic	"	0.23	4.61
37	Leek		0.06	-4.03
	7.2 Fruits		**0.09**	0.00
				0.00
38	Orange	Kg.	0.04	3.00
39	Banana	"	0.05	0.00

Sr. No.	Expenditure Item	Units	N_weight_adj.	Diff
40	Mango		0.07	-1.83
	8. Spices		**1.03**	0.00
				0.00
41	Pepper whole	"	0.98	-2.27
42	Chilies		0.05	-4.53
	9. Potatoes, Other Tubers and Stems		**0.77**	0.00
				0.00
43	Potato	Kg.	0.71	-0.63
44	sweat potatoes	Kg.	0.05	-0.44
	10. Coffee and Tea Leaves		**7.44**	0.00
				0.00
45	Coffee beans	Kg.	1.72	-21.78
46	Tea leaves	100 gm.	1.83	-0.03
47	'Chat'	Kg.	3.89	-23.60
				0.00
	11. Other food items		**2.82**	0.00
				0.00
48	Sugar - unpacked	Kg.	2.47	0.00
49	Salt - unpacked non iodized	"	0.31	0.32
50	Honey		0.03	0.00
	12. Milling Charges		**0.73**	0.00
				0.00
51	Cereals	100 kg.	0.73	-0.66
				0.00
	B. Food Taken Away From Home		**4.40**	0.00
52	**'Yebeg Tibs'**	Single Meal	0.91	-3.48
53	Meal (Hotel food - non fasting 'key we	Single Meal	1.65	0.00
54	Fasting food without fish	Single Meal	1.83	0.16
				0.00
	BEVERAGE and CIGARETTES		**1.46**	0.00
	II. BEVERAGES		**0.91**	0.00
				0.00
				0.00
	2.1 Non-alcoholic		**0.28**	0.00
				0.00
55	Coca Cola, Fanta	300 cc.	0.23	-0.10
56	Mineral water - Ambo	500 cc.	0.05	-0.04

Sr. No.	*Expenditure Item*	Units	N_weight_adj.	Diff
				0.00
				0.00
	2.2 Alcoholic		**0.62**	0.00
				0.00
57	'Tela'	Lt.	0.08	0.06
58	Beer - Harar	330 ml.	0.54	0.00
				0.00
	III. CIGARETTES and TOBACCO		**0.55**	0.00
				0.00
59	Nyala	"	***0.22***	0.00
60	Rothmans		***0.33***	-5.00
	IV. CLOTHING and FOOTWEAR		**10.53**	0.00
				0.00
	4.1 Clothing		**7.68**	0.00
				0.00
	4.1.1 Cloths		**0.94**	0.00
				0.00
61	Polister	"	0.07	1.01
62	Abujedid	"	0.06	-2.82
63	Diria		0.81	-0.48
	4.1.2 Ready made for adults		**2.98**	0.00
				0.00
64	Jeans trousers	Pair	0.78	-3.33
65	Shirts (long sleeved - imported)	"	0.09	16.68
66	'Netela'	"	0.43	0.00
67	**Sweater(Imp)Men**	No.	0.74	0.00
68	mekermia	"	0.95	0.00
	4.1.3 Ready made for children		**1.70**	0.00
				0.00
69	Jeans trousers	No.	0.93	0.00
70	Dress other than national	"	0.31	0.00
71	Shirt long sleeved		0.46	0.00
	4.1.4 Cost of tailoring		**2.06**	0.00
				0.00
72	Adult - Woolen suit	No.	2.06	0.00
73	Children - Khaki suit	"		0.00

Sr. No.	*Expenditure Item*	Units	N_weight_adj.	Diff
				0.00
	4.2 Footwear and Repairs		**2.86**	0.00
	4.2.1 adult		**2.18**	0.00
74	Shoes, leather (local - ambessa)	"	0.54	0.00
75	Shoes, leather (Imported - Croft)	"	0.60	0.00
76	Slippers sponge - china	"	0.37	1.77
77	Shoes Canvas (Addis Ababa)	"	0.34	0.00
78	Shoes, plastic - Imported / Sandal	"	0.33	1.14
				0.00
	4.2.2 children		**0.68**	0.00
79	Shoes, leather (local - ambessa)		0.27	0.00
80	Shoes, leather (Imported - Croft)		0.41	0.00
	V. HOUSE RENT, CONSTRUCTION		**15.54**	0.00
	MATERIALS, WATER, FUEL and POWER			0.00
				0.00
	5.1 House rent		**6.68**	0.00
				0.00
81	Rent (owner occupied house)	Month	6.68	0.00
				0.00
	5.2 Construction Materials		**1.77**	0.00
				0.00
82	Corrugated iron sheets 32 gauge loc	No.	0.14	0.00
83	Cement	50 kg	0.50	9.03
84	Mega Paint	4 kg.	0.95	-4.94
85	Hollow conret	No.	0.18	0.00
				0.00
	5.3 Water charge		**1.08**	0.00
				0.00
86	Water Charge	Cubic meter	1.08	0.00
				0.00
	5.4 Fuel and Power		**6.01**	0.00
				0.00
87	Electricity	k.w.	1.39	0.00
88	Kerosene	Lt.	1.20	0.00
89	Firewood	Cubic meter	2.78	0.00

Sr. No.	*Expenditure Item*	Units	N_weight_adj.	Diff
90	Butagas	kg.	0.52	0.00
91	Matches	Box	0.07	0.00
92	Dry cell	pair	0.06	0.21
	VI. FURNITURE, FURNISHINGS			0.00
	HOUSEHOLD EQUIPMENT and OPERATIONS		**7.63**	0.00
	6.1 Furniture, fixtures		**1.03**	0.00
93	Cupboard		0.59	-194.20
94	Sofa		0.17	0.00
95	Double bed		0.27	-274.47
				0.00
	6.2 Furnishings and repairs		**2.71**	0.00
96	Mattress Addis Ababa foam 120 cm	"	0.25	0.00
97	Bed sheet		2.11	0.00
98	Towel		0.18	0.00
99	Bed cover		0.17	0.00
				0.00
	6.3 Heating and Cooking appliances		**0.14**	0.00
				0.00
100	Refrigerator	"	0.09	0.00
101	electic mitad		0.05	0.00
	6.4 Other Household Equipment		**0.95**	0.00
				0.00
102	Plastic bucket		0.20	0.00
103	Cooking pan		0.12	-13.37
104	Gas stove		0.15	0.00
105	Plates,clay - imported		0.48	0.00
	6.5 Household operation		**2.22**	0.00
				0.00
106	Laundry soaps, local	200 gm.	0.87	0.00
107	Incense	kg.	0.15	0.00
108	Omo-detergent	50 gm.	0.63	-0.58
109	Laundry soaps, imported	200 gm.	0.58	0.00
				0.00
	6.6 Domestic service		**0.58**	0.00
				0.00
110	Salary for servants - Maid	Month	0.58	10.52

Sr. No.	Expenditure Item	Units	N_weight_adj.	Diff
				0.00
	VII. MEDICAL CARE and HEALTH EXPENSES		**1.82**	0.00
				0.00
	7.1 Pharmaceutical products and herbicides		**1.51**	0.00
111	Couph cyrop		0.06	-1.57
112	Penicilin		0.71	-0.07
113	Paracetamol		0.11	0.00
114	Ampicillin 250 mg.		0.62	0.00
	7.2 Other medical expenses		**0.32**	0.00
				0.00
115	Doctor's fee (private)	Visit	0.09	1.44
116	Doctor's fee (Government)	"	0.23	0.00
				0.00
	VIII. TRANSPORT and COMMUNICATION		**5.49**	0.00
				0.00
	8.1 Transport		**0.69**	0.00
				0.00
117	Fuel, and greases	Lt/auto.	0.41	0.00
118	Motor oil	Lt/auto.	0.28	0.00
	8.2 Public transport		**1.83**	0.00
				0.00
119	Taxi fare - 2 km. one way per person	Trip/person	0.90	0.00
120	Bus fare - one way per person	"	0.68	0.81
121	Air fare - from Addis to Dire Dawa- e	"	0.25	0.00
				0.00
	8.3 Communication		**2.97**	0.00
				0.00
122	Telephone charges- within Addis /pe	Period	1.17	0.00
123	Telephone line installation	Once	0.18	0.00
124	Telephone charge (mobile)		0.22	0.00
125	Mobile apparatus		1.40	0.00
	IX. RECREATION, ENTERTAINMENT and EDUCATION		**3.96**	0.00
				0.00

Sr. No.	*Expenditure Item*	Units	N_weight_adj.	Diff
	9.1 Equipment and accessories		**1.57**	0.00
				0.00
126	Radio set	No.	0.90	0.00
127	T.V. set - Phillips 21 inch colour	"	0.12	0.00
128	Taprecorder		0.47	0.00
129	CD palyer		0.08	0.00
				0.00
	9.2 Entertainment and recreation		**0.28**	0.00
				0.00
130	Expenses for photography - black & \	6 PCs.	0.12	0.23
131	Video cassete rent charge		0.16	-0.30
	9.3 Reading		**0.04**	0.00
				0.00
132	Newspaper - Addis zemen	No.	0.04	0.00
				0.00
	9.4 Education		**2.08**	0.00
				0.00
133	Tutition fee ext. Government	No.	0.10	0.00
134	Regestration fee private	Month	0.28	0.00
135	Exercise books - 50 leaves local	No	0.27	0.00
136	School fee (grade 9-12) - private scl	No	0.40	0.00
137	Ball-point - Bic		0.05	0.00
138	School uniform - boys		0.77	3.02
139	Tutrial fee private college (cr.hr)		0.20	0.00
				0.00
	X. PERSONAL CARE and EFFECTS		**2.33**	0.00
				0.00
	10.1 Personal care		**1.07**	0.00
				0.00
140	Barbery - men's hair cut	Person	0.17	-0.75
141	Toilet soaps	90 gm.	0.20	0.08
142	Zenith, hair oil	330 cc	0.13	0.21
143	Perfum		0.14	0.00
144	Hair dressing		0.43	0.00
				0.00
				0.00
	10.2 Personal effects		**0.17**	0.00

Sr. No.	*Expenditure Item*	Units		N_weight_adj.	Diff
					0.00
145	Umbrella - women imported /china	No.		0.07	0.00
146	Shavers	"		0.10	0.00
					0.00
	10.3 Jewelry			**1.09**	0.00
					0.00
147	Neck laces-6 gm gold -21 karat	No.		0.65	0.00
148	Earrings - 18 karat 4 gm gold - local	Pair		0.44	0.00
			143.33		0.00
	XI. MISCELLANEOUS GOODS			**0.49**	0.00
					0.00
149	Money transfer charge	Once		0.37	0.00
150	photocoping	page		0.12	-0.07

Sr. No.	*Expenditure Item*	Units	N-Weight	Mar.	Apr	May	June	July	August	September
						2011				
	GENERAL (All Items)		**100.00**							
	NON- FOOD TOTAL		**44.59**							
	FOOD TOTAL (A+B)		**55.41**							
	A. Food Taken at Home		**54.90**							
	1. Cereals Un-milled		**26.42**							
	GAMBELA CONSUMER PRICE INDEX									
1	'Teff' mixed	Kg.	1.76	8.32	9.45	10.13	11.24	10.24	11.00	11.00
2	'Teff' white	"	2.04	8.66	10.00	10.66	12.16	12.00	12.00	12.00
3	'Teff' black	"	1.40	6.00	7.66	8.12	8.79	8.69	9.00	9.08
4	Maize	"	13.14	2.58	3.05	3.54	4.06	4.54	5.15	5.30
5	Wheat white	"	1.10	7.00	8.00	8.50	10.33	11.37	10.86	11.01
6	Wheat black	"	0.20	6.00	7.50	7.50	10.00	8.94	8.40	8.87
7	Rice	"	0.13	14.51	15.66	16.29	18.29	17.84	18.43	18.14
8	Sorgum	"	6.66	2.65	3.40	4.10	4.19	4.88	4.73	4.90
	2. Pulses sub total (2.1+2.2)		**3.33**							
	2.1 Pulses Un-milled		**0.94**							
9	Lentils		0.10	15.77	16.85	17.46	21.51	21.05	21.35	22.04
10	Haricot beans		0.84	5.56	5.56	5.00	6.00	7.64	8.33	6.93
	2.2 Pulses milled		**2.39**							
11	Lentils split		0.42	19.54	21.93	22.38	25.55	25.66	26.10	27.73
12	Peas milled		0.99	16.02	16.02	16.02	16.02	16.02	16.02	16.02
13	Vetch milled		0.18	**13.45**	**13.45**	**13.45**	**13.45**	**13.45**	**13.45**	**13.45**
14	Mixed pulses milled		0.18	15.49	15.97	17.28	18.93	20.00	21.09	22.56
15	Horse beans milled		0.61	13.20	13.61	14.00	14.00	14.00	14.00	14.00
	3. Pasta, Bread etc. (3.1+3.2)		**1.17**							
	3.1 Pasta and Cereals Products		**0.22**							
16	Macaroni (local without egg)		0.14	13.87	14.43	15.98	16.86	17.66	17.75	17.64
17	Spaghetti (local without egg)		0.08	18.10	19.31	19.98	21.05	21.48	21.25	21.07

Sr. No.	*Expenditure Item*	Units	N-Weight	Mar.	Apr	2011 May	June	July	August	September
	3.2 Bread and other prepared food		**0.95**							
18	Wheat bread (bakery)		0.44	3.84	3.72	3.91	4.22	4.04	3.97	4.39
19	'Injera' - Teff mixed		0.48	2.19	2.22	2.37	2.23	2.33	2.23	2.33
20	Wheat bread (traditional - Ambasha)		0.03	4.12	4.00	4.19	4.04	4.04	2.34	1.84
	4. Meat		**8.33**							
21	Beef - 'Shint'		6.30	33.03	35.67	36.59	44.01	43.49	50.00	50.00
22	Chicken (Hen alive indigenous - cockerel		0.58	34.78	49.56	47.43	44.28	43.16	44.56	55.97
23	Mutton (Sheep alive 10-15 kg.)		1.45	420.37	451.03	461.12	480.57	359.91	389.91	430.37
	5. Milk, Cheese and Egg		**1.01**							
24	Milk un-pasteurized		0.84	5.56	6.92	7.27	7.27	7.27	7.27	7.16
25	Eggs		0.05	18.22	19.40	21.32	24.00	25.85	25.22	25.85
26	Cheese Cottage		0.13	16.83	9.94	11.54	15.53	10.18	14.00	17.16
	6. Oils and Fats		**1.73**							
27	Edible oil (local)		0.71	23.67	30.90	30.90	30.90	39.59	39.59	39.59
28	Butter unrefined		0.36	73.29	86.64	118.66	123.06	105.66	110.00	115.70
29	Edible oil (Imported)		0.66	28.97	37.82	24.50	27.00	27.00	25.00	25.00
	7. Vegetables and Fruits (7.1+7.2)		**6.18**							
	7.1 Vegetables		**4.96**							
30	Onions		1.31	7.84	7.85	7.73	7.30	6.92	6.66	4.48
31	Ethiopian kale		1.80	4.63	3.56	4.63	4.65	4.56	2.48	4.32
32	Tomato		0.47	5.83	8.33	6.29	9.20	10.98	9.35	10.00
33	Garlic		1.39	47.65	47.00	48.96	48.96	50.00	45.86	57.93
	7.2 Fruits		**1.21**							
34	Banana		1.21	3.71	3.71	3.72	4.76	6.28	5.91	7.25
	8. Spices		**0.64**							

Sr. No.	*Expenditure Item*	Units	N-Weight	Mar.	Apr	2011 May	June	July	August	September
35	Pepper whole		0.64	38.66	35.99	40.00	47.66	45.00	40.00	47.33
	9. Potatoes, Other Tubers and Stems		**2.17**							
36	Potato		2.17	5.09	5.87	6.00	6.60	7.36	6.95	6.65
	10. Coffee and Tea Leaves		**2.08**							
37	Coffee beans		1.88	73.87	74.65	75.54	76.66	78.61	77.81	80.14
38	Tea leaves		0.13	2.97	3.00	3.00	3.05	3.00	3.00	3.00
39	'Chat'		0.07	106.35	103.15	95.15	85.11	84.09	81.18	81.05
	11. Other food items		**1.54**							
40	Sugar - unpacked		0.68	17.05	20.65	18.30	18.07	18.99	16.56	17.33
41	Salt - unpacked non iodized		0.59	4.15	4.31	4.59	4.70	4.98	4.94	5.00
42	Honey - non purified - for food , not for Tej		0.27	30.00	30.00	30.00	30.00	45.00	50.00	50.00
	12. Milling Charges		**0.29**							
43	Cereals		0.29	25.08	24.30	25.08	25.08	22.36	23.21	27.42
	B. Food Taken Away From Home		**0.51**							
44	Meal (Hotel food - non fasting 'key wet' - yebeg)		0.44	10.00	12.49	12.41	12.55	12.96	13.11	13.65
45	Cup of tea		0.08	0.94	1.00	1.14	1.14	1.18	1.00	1.00
	BEVERAGE and CIGARETTES		**11.34**							
	II. BEVERAGES		**6.93**							
	2.1 Non-alcoholic		**0.25**							
46	Coca Cola, Fanta		0.25	5.37	5.62	5.62	5.83	6.43	6.72	7.00
	2.2 Alcoholic		**6.68**							

Sr. No.	*Expenditure Item*	Units	N-Weight	Mar.	Apr	May	June	July	August	September
						2011				
47	'Tela'		2.32	2.65	2.65	2.65	2.65	2.65	3.45	3.61
48	Beer - Bedele		4.37	7.16	7.49	7.50	7.48	8.49	9.00	9.77
	III. CIGARETTES and TOBACCO		**4.40**							
49	Nyala		1.81	9.42	9.31	11.46	14.87	14.87	15.87	10.00
50	Rothmans		2.60	20.00	20.00	20.00	20.00	20.00	20.00	20.00
	IV. CLOTHING and FOOTWEAR		**7.83**							
	4.1 Clothing		**5.65**							
	4.1.1 Cloths		**0.34**							
51	Nylon		0.08	35.00	35.00	23.33	27.74	26.67	38.26	23.33
52	Abujedid		0.14	12.00	15.00	15.00	15.00	20.62	28.95	28.95
53	Dirya		0.12	20.00	20.00	20.00	20.00	20.00	20.00	20.00
	4.1.2 Ready made for adults		**2.79**							
54	Jeans trousers		1.21	278.01	296.57	293.18	318.79	319.63	316.42	332.79
55	'Netela'		0.34	42.43	42.43	42.43	42.43	42.43	42.43	42.43
56	Shirts (long sleeved local)		0.88	**80.00**	**80.00**	**80.00**	**80.00**	**80.00**	**80.00**	**80.00**
57	Khaki jacket		0.36	350.00	273.86	250.00	300.00	325.00	324.04	368.03
	4.1.3 Ready made for children		**0.34**							
58	Dress other than national		0.34	115.98	123.24	120.00	126.58	130.00	113.24	127.43
	4.1.4 Cost of tailoring		**2.17**							
59	Adult - Woolen suit		1.94	**300.00**	**300.00**	**300.00**	**300.00**	**300.00**	**300.00**	**300.00**
60	Children - Khaki suit		0.23	**71.72**	**71.72**	**71.72**	**71.72**	**71.72**	**71.72**	**71.72**
	4.2 Footwear and Repairs		**2.18**							

Sr. No.	*Expenditure Item*	Units	N-Weight	Mar.	Apr	May	June	July	August	September
						2011				
61	Shoes, canvas (A.A)		0.07	32.84	32.84	32.84	32.84	32.84	32.84	32.84
62	Shoes, plastic - Imported / Sandal		0.39	25.96	24.53	24.07	20.00	27.11	25.09	27.66
63	Repairs		0.34	35.00	35.00	40.00	40.00	40.00	45.00	45.00
64	shoes leather (local) Anbesa		1.38	139.84	139.84	139.84	139.84	139.84	139.84	139.84
	V. HOUSE RENT, CONSTRUCTION MATERIALS, WATER, FUEL and POWER		**17.30**							
	5.1 House rent		**6.13**							
65	Rent (owner occupied house)		6.13	188.00	188.00	188.00	188.00	188.00	188.00	150.77
	5.2 Construction Materials		**0.99**							
66	Corrugated iron sheets 32 gauge local		0.07	105.00	106.49	108.00	112.47	111.99	113.00	112.00
67	Cement		0.92	259.93	265.24	270.00	314.92	273.72	271.24	247.97
	5.3 Water charge		**1.35**							
68	Water Charge		1.35	12.00	12.00	12.00	12.00	12.00	12.00	12.00
	5.4 Fuel and Power		**8.82**							
69	Electricity		0.15	0.27	0.27	0.27	0.27	0.27	0.27	0.27
70	Kerosene		0.43	12.40	12.40	14.07	14.70	14.70	14.70	14.70
71	Firewood		7.84	185.37	192.09	164.00	213.37	193.13	193.13	199.86
72	Charcoal		0.35	3.56	3.63	3.38	2.78	3.49	3.26	3.55
73	Matches		0.05	0.50	0.50	0.50	0.50	0.50	0.50	0.50
	VI. FURNITURE, FURNISHINGS HOUSEHOLD EQUIPMENT and OPERATIC		**4.07**							
	6.1 Furniture, fixtures		**0.24**							
74	Bed - Wanza machine made		0.11	1,629.49	1,460.22	1,570.00	1,730.43	1,858.40	1,996.73	2,081.25
75	Cupboards - Kombolcha, Patterned		0.06	2,379.33	2,636.67	2,454.90	2,441.26	2,496.20	2,645.80	2,692.61
76	Tables		0.08	506.45	470.15	506.45	465.12	531.33	539.84	522.35

Sr. No.	*Expenditure Item*	Units	N-Weight	Mar.	Apr	2011 May	June	July	August	September
	6.2 Furnishings and repairs		**0.86**							
77	Mattress- Addis Ababa foam 120 cm		0.34	837.21	866.51	778.75	826.00	869.45	888.05	899.44
78	Towel Akaki medium quality		0.51	**30.28**	**30.28**	**30.28**	**30.28**	**30.28**	**30.28**	**30.28**
	6.3 Heating and Cooking appliances		**0.00**							
	6.4 Other Household Equipment		**1.69**							
79	Electric bulb - Philips 40/60 watts		0.08	4.64	4.94	4.76	4.88	4.98	4.98	5.10
80	Plastic bucket		0.44	40.84	40.60	41.47	42.90	42.88	40.83	39.95
81	Cooking pan		0.52	55.00	57.04	58.15	59.88	66.88	62.52	60.09
82	Gas stove		0.09	88.30	97.40	96.55	93.22	97.10	99.60	99.36
83	Mitad earthen		0.58	40.42	41.47	42.75	41.97	45.88	48.13	43.74
	6.5 Household operation		**0.99**							
84	Laundry soaps, local		0.86	4.89	4.82	5.65	5.78	6.29	6.20	6.16
85	Incense		0.02	30.00	30.00	30.00	30.00	30.00	30.00	30.00
86	Laundry soaps, imported		0.11	6.40	6.40	6.96	7.21	7.42	7.54	7.69
	6.6 Domestic service		**0.29**							
87	Salary for servants - Maid		0.18	153.92	153.92	143.25	154.27	165.51	176.75	180.43
88	Daily labourer		0.11	30.00	30.00	30.00	30.00	30.00	30.00	31.34
	VII. MEDICAL CARE and HEALTH EXPENSES		**0.41**							
	7.1 Pharmaceutical products and herbicid		**0.18**							
89	Ampicillin 250 mg.		0.10	28.98	29.85	31.47	27.45	27.45	28.71	28.12
90	Tetracycline		0.08	22.27	19.63	19.01	19.13	18.80	19.91	20.66
	7.2 Other medical expenses		**0.23**							

Sr. No.	Expenditure Item	Units	N-Weight	Mar.	Apr	2011 May	June	July	August	September
91	Doctor's fee (private)		0.11	5.92	5.92	5.92	5.92	5.92	5.92	5.92
92	Doctor's fee (Government)		0.12	2.00	2.00	2.00	2.00	2.00	2.00	2.00
	VIII. TRANSPORT and COMMUNICATION		**1.29**							
	8.1 Transport		**0.00**							
	8.2 Public transport		**1.03**							
93	Air fare - from gambela to Addis		1.03	902.00	902.00	1,040.00	1,040.00	1,040.00	1,040.00	1,040.00
	8.3 Communication		**0.26**							
94	Telephone charges- within gambela /period		**0.26**	0.20	0.20	0.20	0.20	0.20	0.20	0.20
	IX. RECREATION, ENTERTAINMENT and EDUCATION		**1.20**							
	9.1 Equipment and accessories		**0.52**							
95	Radio set-philips		0.52	350.00	350.00	364.97	389.87	376.10	424.26	374.17
	9.2 Entertainment and recreation		**0.01**							
96	Expenses for photography - black & white normal pa		0.01	6.88	6.88	8.43	8.94	8.94	10.00	9.63
	9.3 Reading		**0.00**							
	9.4 Education		**0.67**							
97	Exercise books - 50 leaves local		0.35	5.00	5.31	5.00	5.15	5.13	5.15	5.72
98	Ball point		0.32	2.24	2.31	2.68	2.58	2.62	2.74	2.82
	X. PERSONAL CARE and EFFECTS		**1.15**							

Sr. No.	*Expenditure Item*	Units	N-Weight	Mar.	Apr	2011 May	June	July	August	September
	10.1 Personal care		**0.30**							
99	Zenith, hair oil		0.30	16.83	16.85	17.31	18.79	18.46	22.21	22.10
	10.2 Personal effects		**0.17**							
100	Umbrella - women imported /china		0.12	60.45	63.80	65.05	69.24	73.59	66.10	73.15
101	belt machine made-leather		0.05	57.22	54.85	59.44	50.95	53.82	52.82	55.19
	10.3 Jewelry		**0.69**							
102	Watch - men's Seiko - 21 jewels automatic		0.21	**450.00**	**450.00**	**450.00**	**450.00**	**450.00**	**450.00**	**450.00**
103	Earrings - 18 karat 4 gm gold - local		0.48	**720.00**	**720.00**	**720.00**	**720.00**	**720.00**	**720.00**	**720.00**

Sr. No.	*Expenditure Item*	Units	N-Weight	October	November	December	January	2012 February	March	April
	GENERAL (All Items)		**100.00**							
	NON- FOOD TOTAL		**44.59**							
	FOOD TOTAL (A+B)		**55.41**							
	A. Food Taken at Home		**54.90**							
	1. Cereals Un-milled		**26.42**							
	GAMBELA CONSUMER PRICE INDEX									
1	'Teff' mixed	Kg.	1.76	11.16	11.30	11.08	11.36	10.96	13.21	13.12
2	'Teff' white	"	2.04	12.25	12.25	12.08	12.08	12.00	14.86	14.07
3	'Teff' black	"	1.40	9.32	9.00	11.08	9.00	9.00	11.00	10.97
4	Maize	"	13.14	5.49	4.58	4.67	4.72	4.91	5.36	5.23
5	Wheat white	"	1.10	11.82	12.00	11.79	11.66	12.06	11.90	11.51
6	Wheat black	"	0.20	9.00	10.17	9.91	10.45	9.49	10.00	9.65
7	Rice	"	0.13	17.77	17.89	17.77	17.77	17.93	17.72	18.32
8	Sorgum	"	6.66	5.46	5.39	5.46	5.75	5.68	6.65	5.95
	2. Pulses sub total (2.1+2.2)		**3.33**							
	2.1 Pulses Un-milled		**0.94**							
9	Lentils		0.10	21.61	22.58	21.27	22.05	22.58	24.16	24.00
10	Haricot beans		0.84	8.94	8.69	10.00	12.00	7.67	9.99	8.11
	2.2 Pulses milled		**2.39**							
11	Lentils split		0.42	29.25	29.17	28.40	27.74	27.32	28.07	27.76
12	Peas milled		0.99	16.02	16.02	16.02	16.02	19.61	32.07	32.09
13	Vetch milled		0.18	**18.31**	**20.00**	**20.00**	**20.00**	**19.23**	**19.23**	**18.99**
14	Mixed pulses milled		0.18	22.36	19.97	20.65	20.98	20.65	22.21	21.44
15	Horse beans milled		0.61	14.00	14.00	14.00	14.00	14.00	14.00	14.00
	3. Pasta, Bread etc. (3.1+3.2)		**1.17**							
	3.1 Pasta and Cereals Products		**0.22**							
16	Macaroni (local without egg)		0.14	17.77	17.66	17.77	17.77	19.07	19.20	19.20
17	Spaghetti (local without egg)		0.08	23.09	24.00	24.00	24.00	24.00	21.43	25.09

Sr. No.	*Expenditure Item*	Units	N-Weight	October	November	December	January	February	March	April
								2012		
	3.2 Bread and other prepared food		**0.95**							
18	Wheat bread (bakery)		0.44	4.39	4.34	4.29	4.34	4.17	4.00	3.97
19	'Injera' - Teff mixed		0.48	2.53	2.67	2.72	2.62	2.78	3.49	3.47
20	Wheat bread (traditional - Ambasha)		0.03	2.15	2.28	2.28	2.28	2.29	2.06	1.99
	4. Meat		**8.33**							
21	Beef - 'Shint'		6.30	53.13	60.00	60.00	60.00	66.49	70.00	70.00
22	Chicken (Hen alive indigenous - cockerel		0.58	50.78	53.80	50.16	52.55	47.49	51.99	58.02
23	Mutton (Sheep alive 10-15 kg.)		1.45	491.82	529.55	644.94	723.29	688.54	664.28	565.25
	5. Milk, Cheese and Egg		**1.01**							
24	Milk un-pasteurized		0.84	7.60	7.60	7.91	8.71	8.34	9.53	9.53
25	Eggs		0.05	27.85	27.85	26.06	27.26	27.85	29.59	29.59
26	Cheese Cottage		0.13	15.09	15.52	18.75	20.70	22.99	20.84	23.09
	6. Oils and Fats		**1.73**							
27	Edible oil (local)		0.71	39.59	39.59	39.59	39.59	39.59	39.59	39.59
28	Butter unrefined		0.36	114.60	109.54	111.30	111.30	122.34	131.20	150.00
29	Edible oil (Imported)		0.66	30.08	36.00	29.77	26.22	27.00	27.00	27.35
	7. Vegetables and Fruits (7.1+7.2)		**6.18**							
	7.1 Vegetables		**4.96**							
30	Onions		1.31	3.91	6.47	5.37	5.37	7.68	10.76	13.51
31	Ethiopian kale		1.80	5.14	4.55	6.76	3.31	9.04	8.32	8.13
32	Tomato		0.47	9.59	12.20	10.87	11.82	16.76	10.32	13.24
33	Garlic		1.39	60.84	52.12	43.69	47.94	59.15	65.22	65.76
	7.2 Fruits		**1.21**							
34	Banana		1.21	8.85	9.67	10.34	10.61	9.35	9.87	7.12
	8. Spices		**0.64**							

Sr. No.	*Expenditure Item*	Units	N-Weight	October	November	December	January	2012 February	March	April
35	Pepper whole		0.64	53.67	48.00	35.00	35.00	40.00	49.32	50.00
	9. Potatoes, Other Tubers and Stems		**2.17**							
36	Potato		2.17	6.99	8.47	7.70	8.40	7.85	9.12	9.19
	10. Coffee and Tea Leaves		**2.08**							
37	Coffee beans		1.88	86.05	90.77	77.33	75.82	71.40	61.53	68.51
38	Tea leaves		0.13	3.25	3.70	4.00	4.51	4.70	5.00	5.35
39	'Chat'		0.07	89.91	89.25	92.02	106.70	93.10	107.54	93.00
	11. Other food items		**1.54**							
40	Sugar - unpacked		0.68	16.67	15.50	15.74	15.50	18.00	15.50	16.70
41	Salt - unpacked non iodized		0.59	5.10	5.00	5.21	5.10	4.88	5.00	5.21
42	Honey - non purified - for food , not for Tej		0.27	47.43	45.00	50.00	47.43	46.37	**46.37**	**50.00**
	12. Milling Charges		**0.29**							
43	Cereals		0.29	31.62	31.88	31.88	29.58	31.88	29.58	38.96
	B. Food Taken Away From Home		**0.51**							
44	Meal (Hotel food - non fasting 'key wet' - yebeg)		0.44	13.79	14.65	15.16	15.16	15.89	15.89	20.98
45	Cup of tea		0.08	1.00	1.00	1.00	1.00	1.00	1.05	1.14
	BEVERAGE and CIGARETTES		**11.34**							
	II. BEVERAGES		**6.93**							
	2.1 Non-alcoholic		**0.25**							
46	Coca Cola, Fanta		0.25	7.00	7.00	7.00	7.00	7.00	8.00	8.05
	2.2 Alcoholic		**6.68**							

Sr. No.	*Expenditure Item*	Units	N-Weight	October	November	December	January	2012 February	March	April
47	'Tela'		2.32	3.61	3.61	3.57	3.61	3.61	3.48	3.59
48	Beer - Bedele		4.37	9.65	9.65	9.65	9.65	10.11	10.32	10.32
	III. CIGARETTES and TOBACCO		**4.40**							
49	Nyala		1.81	10.00	10.00	9.88	10.00	9.88	10.00	9.52
50	Rothmans		2.60	20.00	20.00	20.00	20.00	20.00	20.00	20.00
	IV. CLOTHING and FOOTWEAR		**7.83**							
	4.1 Clothing		**5.65**							
	4.1.1 Cloths		**0.34**							
51	Nylon		0.08	35.00	40.00	40.00	26.67	26.67	26.67	26.67
52	Abujedid		0.14	29.73	29.43	28.18	25.51	25.51	25.79	31.05
53	Dirya		0.12	20.00	20.00	20.00	20.00	20.00	20.00	20.00
	4.1.2 Ready made for adults		**2.79**							
54	Jeans trousers		1.21	327.85	334.76	336.48	338.21	374.48	373.63	406.14
55	'Netela'		0.34	42.43	42.43	42.43	42.43	42.43	42.43	42.43
56	Shirts (long sleeved local)		0.88	**80.00**	**80.00**	**80.00**	**80.00**	**80.00**	**192.92**	**215.34**
57	Khaki jacket		0.36	300.00	400.00	400.00	500.00	500.00	324.04	350.00
	4.1.3 Ready made for children		**0.34**							
58	Dress other than national		0.34	127.43	123.24	143.26	143.26	143.26	143.26	143.26
	4.1.4 Cost of tailoring		**2.17**							
59	Adult - Woolen suit		1.94	**300.00**	**300.00**	**300.00**	**300.00**	**300.00**	**300.00**	**300.00**
60	Children - Khaki suit		0.23	**71.72**	**71.72**	**71.72**	**71.72**	**71.72**	**139.64**	**139.64**
	4.2 Footwear and Repairs		**2.18**							

Sr. No.	Expenditure Item	Units	N-Weight	October	November	December	January	February	March	April
								2012		
61	Shoes, canvas (A.A)		0.07	32.84	32.84	32.84	32.84	32.84	130.00	106.56
62	Shoes, plastic - Imported / Sandal		0.39	25.71	27.66	29.21	25.00	25.00	33.88	32.13
63	Repairs		0.34	45.00	45.00	45.00	45.00	45.00	50.00	50.00
64	shoes leather (local) Anbesa		1.38	139.84	139.84	139.84	139.84	139.84	139.84	139.84
	V. HOUSE RENT, CONSTRUCTION MATERIALS, WATER, FUEL and POWER		**17.30**							
	5.1 House rent		**6.13**							
65	Rent (owner occupied house)		6.13	150.77	150.77	150.77	150.77	150.77	150.77	150.77
	5.2 Construction Materials		**0.99**							
66	Corrugated iron sheets 32 gauge local		0.07	114.33	114.67	116.33	116.33	118.66	121.33	128.00
67	Cement		0.92	240.90	236.16	203.53	208.56	194.80	190.61	162.47
	5.3 Water charge		**1.35**							
68	Water Charge		1.35	12.00	12.00	12.00	12.00	12.00	12.00	12.00
	5.4 Fuel and Power		**8.82**							
69	Electricity		0.15	0.27	0.27	0.27	0.27	0.27	0.27	0.27
70	Kerosene		0.43	14.61	14.61	14.61	14.67	14.65	14.65	14.65
71	Firewood		7.84	221.34	242.68	206.37	206.02	195.64	200.00	200.00
72	Charcoal		0.35	4.03	4.43	5.07	4.83	6.61	4.09	4.02
73	Matches		0.05	0.50	0.50	0.50	0.50	0.50	0.50	0.50
	VI. FURNITURE, FURNISHINGS HOUSEHOLD EQUIPMENT and OPERATIC		**4.07**							
	6.1 Furniture, fixtures		**0.24**							
74	Bed - Wanza machine made		0.11	2,128.01	1,982.70	2,101.21	2,101.21	2,543.58	3,010.33	3,000.00
75	Cupboards - Kombolcha, Patterned		0.06	3,049.31	2,681.68	3,556.41	3,027.52	3,927.99	3,319.74	5,656.85
76	Tables		0.08	618.72	739.29	740.33	706.97	742.52	696.41	748.89

Sr. No.	*Expenditure Item*	Units	N-Weight	October	November	December	January	2012 February	March	April
	6.2 Furnishings and repairs		**0.86**							
77	Mattress- Addis Ababa foam 120 cm		0.34	929.68	919.68	932.60	932.60	929.68	948.95	939.26
78	Towel Akaki medium quality		0.51	**30.28**	**30.28**	**30.28**	**30.28**	**30.28**	**50.00**	**50.00**
	6.3 Heating and Cooking appliances		**0.00**							
	6.4 Other Household Equipment		**1.69**							
79	Electric bulb - Philips 40/60 watts		0.08	5.10	5.21	5.10	5.31	6.97	8.03	9.93
80	Plastic bucket		0.44	44.56	41.16	42.09	40.00	44.61	43.13	40.00
81	Cooking pan		0.52	65.36	68.65	68.59	70.02	78.89	82.16	84.59
82	Gas stove		0.09	97.72	105.37	130.00	143.01	136.35	143.01	146.59
83	Mitad earthen		0.58	47.37	35.36	34.74	35.36	40.56	30.00	30.00
	6.5 Household operation		**0.99**							
84	Laundry soaps, local		0.86	6.48	6.48	6.65	6.65	6.80	7.00	5.79
85	Incense		0.02	30.00	36.51	36.51	36.51	36.51	**80.00**	**80.00**
86	Laundry soaps, imported		0.11	8.61	8.84	9.21	10.19	10.41	9.85	10.53
	6.6 Domestic service		**0.29**							
87	Salary for servants - Maid		0.18	165.32	165.32	161.21	178.04	263.07	241.02	295.18
88	Daily labourer		0.11	30.00	32.53	33.02	33.02	32.53	38.17	38.83
	VII. MEDICAL CARE and HEALTH EXPENSES		**0.41**							
	7.1 Pharmaceutical products and herbicid		**0.18**							
89	Ampicillin 250 mg.		0.10	28.98	26.58	29.88	28.98	27.75	27.59	30.86
90	Tetracycline		0.08	22.83	20.22	21.11	19.42	22.53	23.48	22.53
	7.2 Other medical expenses		**0.23**							

Sr. No.	Expenditure Item	Units	N-Weight	October	November	December	January	February	March	April
								2012		
91	Doctor's fee (private)		0.11	5.92	5.92	5.92	5.92	5.92	5.92	5.92
92	Doctor's fee (Government)		0.12	2.00	2.00	2.00	2.00	2.62	2.62	2.21
	VIII. TRANSPORT and COMMUNICATION		**1.29**							
	8.1 Transport		**0.00**							
	8.2 Public transport		**1.03**							
93	Air fare - from gambela to Addis		1.03	1,047.00	1,047.00	1,133.00	1,133.00	1,133.00	1,228.00	1,232.00
	8.3 Communication		**0.26**							
94	Telephone charges- within gambela /period		**0.26**	0.20	0.20	0.20	0.20	0.20	0.20	0.20
	IX. RECREATION, ENTERTAINMENT and EDUCATION		**1.20**							
	9.1 Equipment and accessories		**0.52**							
95	Radio set-philips		0.52	350.00	450.00	450.00	453.31	450.00	450.00	450.00
	9.2 Entertainment and recreation		**0.01**							
96	Expenses for photography - black & white normal pa		0.01	9.63	10.00	10.00	10.00	10.00	10.00	10.00
	9.3 Reading		**0.00**							
	9.4 Education		**0.67**							
97	Exercise books - 50 leaves local		0.35	5.65	5.85	6.00	6.00	5.65	5.96	5.94
98	Ball point		0.32	3.06	2.79	2.91	2.91	2.91	3.00	3.22
	X. PERSONAL CARE and EFFECTS		**1.15**							

Sr. No.	*Expenditure Item*	Units	N-Weight	October	November	December	January	2012 February	March	April
	10.1 Personal care		**0.30**							
99	Zenith, hair oil		0.30	22.41	24.24	23.54	23.98	24.77	24.19	24.89
	10.2 Personal effects		**0.17**							
100	Umbrella - women imported /china		0.12	68.14	72.79	79.66	68.11	69.46	89.42	90.53
101	belt machine made-leather		0.05	52.17	57.45	61.06	64.26	70.59	57.59	61.60
	10.3 Jewelry		**0.69**							
102	Watch - men's Seiko - 21 jewels automatic		0.21	**450.00**	**450.00**	**450.00**	**450.00**	**450.00**	**450.00**	**450.00**
103	Earrings - 18 karat 4 gm gold - local		0.48	**720.00**	**720.00**	**720.00**	**720.00**	**720.00**	**720.00**	**720.00**

Sr. No.	Expenditure Item	Units	N-Weight	May	June	July	July	September	October	November
	GENERAL (All Items)		**100.00**							
	NON- FOOD TOTAL		**44.59**							
	FOOD TOTAL (A+B)		**55.41**							
	A. Food Taken at Home		**54.90**							
	1. Cereals Un-milled		**26.42**							
	GAMBELA CONSUMER PRICE INDEX									
1	'Teff' mixed	Kg.	1.76	13.41	13.14	13.47	13.47	15.71	16.25	15.87
2	'Teff' white	"	2.04	14.58	14.90	15.16	15.16	17.00	17.25	16.82
3	'Teff' black	"	1.40	12.00	12.00	12.00	12.00	13.00	13.33	12.66
4	Maize	"	13.14	5.57	5.89	5.91	5.91	4.98	4.34	4.50
5	Wheat white	"	1.10	10.74	12.02	12.16	12.16	11.47	11.29	10.31
6	Wheat black	"	0.20	9.16	9.49	10.00	10.00	8.94	8.49	8.65
7	Rice	"	0.13	19.09	17.46	18.64	18.64	18.98	17.96	18.65
8	Sorgum	"	6.66	5.60	5.21	6.20	6.20	5.21	5.47	5.20
	2. Pulses sub total (2.1+2.2)		**3.33**							
	2.1 Pulses Un-milled		**0.94**							
9	Lentils		0.10	24.99	24.12	24.72	24.72	24.00	22.79	25.35
10	Haricot beans		0.84	7.99	11.72	10.58	10.58	8.94	8.39	8.41
	2.2 Pulses milled		**2.39**							
11	Lentils split		0.42	27.86	27.95	27.95	27.95	28.04	27.41	27.92
12	Peas milled		0.99	32.48	32.69	33.07	33.07	33.90	41.95	32.56
13	Vetch milled		0.18	**18.99**	**19.23**	**21.93**	**21.93**	**20.00**	**23.82**	**18.99**
14	Mixed pulses milled		0.18	21.57	21.60	20.89	20.89	22.02	22.31	21.43
15	Horse beans milled		0.61	14.00	14.00	14.00	14.00	14.00	14.00	14.00
	3. Pasta, Bread etc. (3.1+3.2)		**1.17**							
	3.1 Pasta and Cereals Products		**0.22**							
16	Macaroni (local without egg)		0.14	19.87	19.20	18.98	18.98	19.20	18.64	19.20
17	Spaghetti (local without egg)		0.08	25.66	25.09	25.77	25.77	25.32	25.32	25.32

Sr. No.	*Expenditure Item*	Units	N-Weight	May	June	July	July	September	October	November
	3.2 Bread and other prepared food		**0.95**							
18	Wheat bread (bakery)		0.44	3.70	4.28	4.45	4.45	4.33	4.00	4.54
19	'Injera' - Teff mixed		0.48	3.49	3.72	3.46	3.46	4.42	4.59	4.21
20	Wheat bread (traditional - Ambasha)		0.03	1.79	3.11	2.09	2.09	2.60	1.90	2.11
	4. Meat		**8.33**							
21	Beef - 'Shint'		6.30	73.19	73.59	73.59	73.59	76.09	78.49	80.00
22	Chicken (Hen alive indigenous - cockerel		0.58	48.75	41.87	45.67	45.67	54.91	53.55	59.36
23	Mutton (Sheep alive 10-15 kg.)		1.45	623.21	617.79	745.13	745.13	637.71	720.25	667.82
	5. Milk, Cheese and Egg		**1.01**							
24	Milk un-pasteurized		0.84	9.53	11.55	9.53	9.53	9.53	10.77	9.26
25	Eggs		0.05	29.59	30.20	30.20	30.20	31.15	33.72	36.00
26	Cheese Cottage		0.13	25.28	20.77	14.69	14.69	27.83	25.67	30.69
	6. Oils and Fats		**1.73**							
27	Edible oil (local)		0.71	39.59	39.59	39.59	39.59	39.59	39.59	39.59
28	Butter unrefined		0.36	152.44	147.43	124.12	124.12	150.00	131.63	126.33
29	Edible oil (Imported)		0.66	27.35	27.17	26.22	26.22	27.15	27.15	27.15
	7. Vegetables and Fruits (7.1+7.2)		**6.18**							
	7.1 Vegetables		**4.96**							
30	Onions		1.31	13.16	14.50	13.39	13.39	17.65	14.57	13.39
31	Ethiopian kale		1.80	8.09	4.55	5.13	5.13	5.33	4.58	5.62
32	Tomato		0.47	12.24	14.64	14.69	14.69	13.59	10.82	14.45
33	Garlic		1.39	59.63	60.85	57.30	57.30	52.29	49.44	48.16
	7.2 Fruits		**1.21**							
34	Banana		1.21	7.12	6.27	10.00	10.00	6.76	6.76	6.99
	8. Spices		**0.64**							

Sr. No.	*Expenditure Item*	Units	N-Weight	May	June	July	July	September	October	November
35	Pepper whole		0.64	50.00	48.66	48.00	48.00	45.00	45.98	40.00
	9. Potatoes, Other Tubers and Stems		**2.17**							
36	Potato		2.17	8.62	9.13	8.94	8.94	8.78	8.96	9.16
	10. Coffee and Tea Leaves		**2.08**							
37	Coffee beans		1.88	62.52	58.30	56.42	56.42	55.74	53.46	55.13
38	Tea leaves		0.13	7.75	6.25	6.85	6.85	9.06	9.28	9.53
39	'Chat'		0.07	55.68	73.27	64.41	64.41	56.16	67.56	62.87
	11. Other food items		**1.54**							
40	Sugar - unpacked		0.68	16.09	16.09	16.09	16.09	16.09	16.09	16.09
41	Salt - unpacked non iodized		0.59	5.59	6.00	6.00	6.00	6.00	6.00	6.00
42	Honey - non purified - for food , not for Tej		0.27	**50.00**	**55.00**	**55.00**	**55.00**	**55.00**	**55.00**	**55.00**
	12. Milling Charges		**0.29**							
43	Cereals		0.29	38.50	40.92	29.58	29.58	39.05	36.69	35.96
	B. Food Taken Away From Home		**0.51**							
44	Meal (Hotel food - non fasting 'key wet' - yebeg)		0.44	21.45	18.64	19.31	19.31	20.00	20.00	20.00
45	Cup of tea		0.08	1.00	1.08	1.05	1.05	1.09	1.09	1.09
	BEVERAGE and CIGARETTES		**11.34**							
	II. BEVERAGES		**6.93**							
	2.1 Non-alcoholic		**0.25**							
46	Coca Cola, Fanta		0.25	8.00	8.00	8.00	8.00	8.00	8.00	8.00
	2.2 Alcoholic		**6.68**							

Sr. No.	*Expenditure Item*	Units	N-Weight	May	June	July	July	September	October	November
47	'Tela'		2.32	3.48	3.83	4.08	4.08	4.21	4.21	4.21
48	Beer - Bedele		4.37	10.00	9.88	10.00	10.00	10.00	10.00	10.00
	III. CIGARETTES and TOBACCO		**4.40**							
49	Nyala		1.81	10.00	10.00	12.26	12.26	10.00	10.00	10.00
50	Rothmans		2.60	20.00	20.00	20.00	20.00	20.00	20.00	20.00
	IV. CLOTHING and FOOTWEAR		**7.83**							
	4.1 Clothing		**5.65**							
	4.1.1 Cloths		**0.34**							
51	Nylon		0.08	26.67	40.00	40.00	40.00	40.00	40.00	45.00
52	Abujedid		0.14	26.67	31.75	25.79	25.79	29.61	33.64	30.99
53	Dirya		0.12	20.00	20.00	20.00	20.00	20.00	20.00	20.00
	4.1.2 Ready made for adults		**2.79**							
54	Jeans trousers		1.21	392.00	397.91	395.40	395.40	405.15	400.00	415.51
55	'Netela'		0.34	42.43	42.43	42.43	42.43	42.43	42.43	42.43
56	Shirts (long sleeved local)		0.88	**215.34**	**191.18**	**206.57**	**206.57**	**210.73**	**210.73**	**193.10**
57	Khaki jacket		0.36	253.29	350.00	382.59	382.59	450.00	400.00	600.00
	4.1.3 Ready made for children		**0.34**							
58	Dress other than national		0.34	143.26	143.26	143.26	143.26	143.26	143.26	143.26
	4.1.4 Cost of tailoring		**2.17**							
59	Adult - Woolen suit		1.94	**300.00**	**300.00**	**300.00**	**300.00**	**300.00**	**300.00**	**300.00**
60	Children - Khaki suit		0.23	**154.92**	**150.00**	**150.00**	**150.00**	**150.00**	**150.00**	**178.89**
	4.2 Footwear and Repairs		**2.18**							

Sr. No.	Expenditure Item	Units	N-Weight	May	June	July	July	September	October	November
61	Shoes, canvas (A.A)		0.07	106.56	106.56	106.56	106.56	106.56	106.56	106.56
62	Shoes, plastic - Imported / Sandal		0.39	34.11	31.33	25.00	25.00	38.59	39.74	39.32
63	Repairs		0.34	50.00	47.43	47.43	47.43	47.43	47.43	47.43
64	shoes leather (local) Anbesa		1.38	139.84	139.84	139.84	139.84	139.84	139.84	139.84
	V. HOUSE RENT, CONSTRUCTION MATERIALS, WATER, FUEL and POWER		**17.30**							
	5.1 House rent		**6.13**							
65	Rent (owner occupied house)		6.13	150.77	150.77	150.77	150.77	150.77	150.77	150.77
	5.2 Construction Materials		**0.99**							
66	Corrugated iron sheets 32 gauge local		0.07	127.99	130.00	131.65	131.65	129.33	127.33	128.56
67	Cement		0.92	169.94	197.03	197.87	197.87	158.27	135.00	142.30
	5.3 Water charge		**1.35**							
68	Water Charge		1.35	12.00	12.00	12.00	12.00	12.00	12.00	12.00
	5.4 Fuel and Power		**8.82**							
69	Electricity		0.15	0.27	0.27	0.27	0.27	0.27	0.27	0.27
70	Kerosene		0.43	14.65	14.65	14.65	14.65	14.57	14.57	14.57
71	Firewood		7.84	200.00	230.66	248.70	248.70	259.40	235.47	191.61
72	Charcoal		0.35	4.08	6.74	4.40	4.40	5.67	4.50	4.81
73	Matches		0.05	0.50	0.50	0.50	0.50	0.50	0.50	0.50
	VI. FURNITURE, FURNISHINGS HOUSEHOLD EQUIPMENT and OPERATIC		**4.07**							
	6.1 Furniture, fixtures		**0.24**							
74	Bed - Wanza machine made		0.11	3,158.18	3,764.47	3,240.37	3,240.37	3,648.83	3,579.94	3,476.03
75	Cupboards - Kombolcha, Patterned		0.06	5,473.16	6,407.44	5,203.72	5,203.72	5,985.11	4,992.56	5,985.11
76	Tables		0.08	748.89	809.13	748.33	748.33	1,179.69	748.33	1,186.98

Sr. No.	*Expenditure Item*	Units	N-Weight	May	June	July	July	September	October	November
	6.2 Furnishings and repairs		**0.86**							
77	Mattress- Addis Ababa foam 120 cm		0.34	1,025.45	1,035.85	1,045.23	1,045.23	1,031.84	1,042.48	1,083.73
78	Towel Akaki medium quality		0.51	**50.00**	**50.00**	**50.00**	**50.00**	**50.00**	**50.00**	**50.00**
	6.3 Heating and Cooking appliances		**0.00**							
	6.4 Other Household Equipment		**1.69**							
79	Electric bulb - Philips 40/60 watts		0.08	12.46	13.71	15.00	15.00	14.99	15.00	15.00
80	Plastic bucket		0.44	41.06	45.68	44.79	44.79	44.37	46.09	45.34
81	Cooking pan		0.52	81.21	96.22	80.62	80.62	100.89	100.89	116.76
82	Gas stove		0.09	143.01	150.00	143.01	143.01	150.00	150.00	153.26
83	Mitad earthen		0.58	60.00	57.45	30.00	30.00	50.00	50.00	50.00
	6.5 Household operation		**0.99**							
84	Laundry soaps, local		0.86	7.00	7.00	7.00	7.00	7.00	7.00	7.00
85	Incense		0.02	**80.00**	**80.00**	**85.00**	**85.00**	**82.46**	**88.30**	**100.00**
86	Laundry soaps, imported		0.11	10.53	9.92	9.44	9.44	9.67	10.26	9.98
	6.6 Domestic service		**0.29**							
87	Salary for servants - Maid		0.18	261.51	294.23	315.82	315.82	315.71	301.01	313.96
88	Daily labourer		0.11	32.71	36.34	40.53	40.53	39.41	42.03	42.03
	VII. MEDICAL CARE and HEALTH EXPENSES		**0.41**							
	7.1 Pharmaceutical products and herbicid		**0.18**							
89	Ampicillin 250 mg.		0.10	28.23	28.98	30.86	30.86	30.86	28.98	33.57
90	Tetracycline		0.08	25.38	22.20	25.30	25.30	25.56	26.24	27.22
	7.2 Other medical expenses		**0.23**							

Sr. No.	*Expenditure Item*	Units	N-Weight	May	June	July	July	September	October	November
91	Doctor's fee (private)		0.11	5.92	5.92	5.00	5.00	5.92	5.92	5.92
92	Doctor's fee (Government)		0.12	2.21	2.29	2.00	2.00	3.63	2.00	3.63
	VIII. TRANSPORT and COMMUNICATION		**1.29**							
	8.1 Transport		**0.00**							
	8.2 Public transport		**1.03**							
93	Air fare - from gambela to Addis		1.03	1,238.00	1,238.00	1,254.00	1,254.00	1,267.00	1,272.00	1,278.00
	8.3 Communication		**0.26**							
94	Telephone charges- within gambela /period		**0.26**	0.20	0.20	0.20	0.20	0.20	0.20	0.20
	IX. RECREATION, ENTERTAINMENT and EDUCATION		**1.20**							
	9.1 Equipment and accessories		**0.52**							
95	Radio set-philips		0.52	450.00	360.00	360.00	360.00	360.00	360.00	500.00
	9.2 Entertainment and recreation		**0.01**							
96	Expenses for photography - black & white normal pa		0.01	10.00	10.00	10.00	10.00	10.00	10.00	10.00
	9.3 Reading		**0.00**							
	9.4 Education		**0.67**							
97	Exercise books - 50 leaves local		0.35	6.00	6.10	6.32	6.32	6.32	6.90	6.37
98	Ball point		0.32	3.13	3.20	3.39	3.39	3.33	3.92	3.85
	X. PERSONAL CARE and EFFECTS		**1.15**							

Sr. No.	*Expenditure Item*	Units	N-Weight	May	June	July	July	September	October	November
	10.1 Personal care		**0.30**							
99	Zenith, hair oil		0.30	25.00	24.89	25.00	25.00	24.66	24.83	24.66
	10.2 Personal effects		**0.17**							
100	Umbrella - women imported /china		0.12	90.45	90.53	68.29	68.29	97.34	77.86	92.71
101	belt machine made-leather		0.05	65.40	61.41	65.77	65.77	63.43	80.00	66.15
	10.3 Jewelry		**0.69**							
102	Watch - men's Seiko - 21 jewels automatic		0.21	**450.00**	**450.00**	**450.00**	**450.00**	**450.00**	**450.00**	**450.00**
103	Earrings - 18 karat 4 gm gold - local		0.48	**720.00**	**720.00**	**720.00**	**720.00**	**720.00**	**720.00**	**720.00**

Sr. No.	*Expenditure Item*	Units	N-Weight	December	January	February	Diff
	GENERAL (All Items)		**100.00**				
	NON- FOOD TOTAL		**44.59**				
	FOOD TOTAL (A+B)		**55.41**				
	A. Food Taken at Home		**54.90**				
	1. Cereals Un-milled		**26.42**				
	GAMBELA CONSUMER PRICE INDEX						
1	'Teff' mixed	Kg.	1.76	15.20	15.31	14.42	-0.89
2	'Teff' white	"	2.04	16.75	16.41	16.32	-0.09
3	'Teff' black	"	1.40	13.00	11.74	12.24	0.50
4	Maize	"	13.14	4.36	4.05	3.87	-0.18
5	Wheat white	"	1.10	10.95	10.58	10.76	0.19
6	Wheat black	"	0.20	9.00	8.74	8.94	0.20
7	Rice	"	0.13	18.53	17.96	18.08	0.12
8	Sorgum	"	6.66	5.74	5.49	5.46	-0.04
							0.00
	2. Pulses sub total (2.1+2.2)		**3.33**				0.00
							0.00
	2.1 Pulses Un-milled		**0.94**				0.00
							0.00
9	Lentils		0.10	24.11	24.54	24.00	-0.54
10	Haricot beans		0.84	9.14	9.31	9.20	-0.11
							0.00
	2.2 Pulses milled		**2.39**				0.00
							0.00
11	Lentils split		0.42	27.37	27.13	26.80	-0.33
12	Peas milled		0.99	33.22	32.78	30.44	-2.34
13	Vetch milled		0.18	**19.23**	**18.99**	**18.99**	0.00
14	Mixed pulses milled		0.18	22.08	20.25	19.95	-0.30
15	Horse beans milled		0.61	14.00	14.00	14.00	0.00
							0.00
	3. Pasta, Bread etc. (3.1+3.2)		**1.17**				0.00
							0.00
	3.1 Pasta and Cereals Products		**0.22**				0.00
							0.00
16	Macaroni (local without egg)		0.14	18.82	18.95	19.19	0.24
17	Spaghetti (local without egg)		0.08	25.09	24.85	25.32	0.47
							0.00

Sr. No.	*Expenditure Item*	Units	N-Weight	December	January	February	Diff
	3.2 Bread and other prepared food		**0.95**				0.00
							0.00
18	Wheat bread (bakery)		0.44	4.35	4.41	4.31	-0.10
19	'Injera' - Teff mixed		0.48	4.08	3.96	4.15	0.19
20	Wheat bread (traditional - Ambasha)		0.03	2.59	2.82	2.74	-0.08
							0.00
	4. Meat		**8.33**				0.00
							0.00
21	Beef - 'Shint'		6.30	80.00	84.72	83.20	-1.52
22	Chicken (Hen alive indigenous - cockerel		0.58	58.59	68.01	65.58	-2.44
23	Mutton (Sheep alive 10-15 kg.)		1.45	687.19	702.53	642.31	-60.22
							0.00
	5. Milk, Cheese and Egg		**1.01**				0.00
							0.00
24	Milk un-pasteurized		0.84	9.09	9.19	10.10	0.91
25	Eggs		0.05	36.00	36.00	36.00	0.00
26	Cheese Cottage		0.13	29.77	32.45	31.56	-0.90
							0.00
	6. Oils and Fats		**1.73**				0.00
							0.00
27	Edible oil (local)		0.71	39.59	39.59	39.59	0.00
28	Butter unrefined		0.36	134.91	144.91	124.90	-20.01
29	Edible oil (Imported)		0.66	27.17	26.92	27.10	0.18
							0.00
	7. Vegetables and Fruits (7.1+7.2)		**6.18**				0.00
							0.00
	7.1 Vegetables		**4.96**				0.00
							0.00
30	Onions		1.31	13.57	12.50	11.36	-1.14
31	Ethiopian kale		1.80	5.13	5.56	6.26	0.70
32	Tomato		0.47	16.97	13.26	13.37	0.11
33	Garlic		1.39	41.26	31.54	35.78	4.24
							0.00
	7.2 Fruits		**1.21**				0.00
							0.00
34	Banana		1.21	**6.99**	**6.26**	**8.74**	2.48
							0.00
	8. Spices		**0.64**				0.00

Sr. No.	*Expenditure Item*	Units	N-Weight	December	January	February	Diff
							0.00
35	Pepper whole		0.64	40.00	38.00	35.00	-3.00
							0.00
	9. Potatoes, Other Tubers and Stems		**2.17**				0.00
							0.00
36	Potato		2.17	9.21	9.16	9.23	0.07
							0.00
	10. Coffee and Tea Leaves		**2.08**				0.00
							0.00
37	Coffee beans		1.88	52.09	53.65	52.91	-0.75
38	Tea leaves		0.13	9.65	9.88	9.77	-0.12
39	'Chat'		0.07	63.59	71.47	68.30	-3.17
							0.00
	11. Other food items		**1.54**				0.00
							0.00
40	Sugar - unpacked		0.68	16.09	16.09	16.09	0.00
41	Salt - unpacked non iodized		0.59	6.00	6.00	6.10	0.10
42	Honey - non purified - for food , not for Tej		0.27	**55.00**	**55.00**	**60.00**	5.00
							0.00
	12. Milling Charges		**0.29**				0.00
							0.00
43	Cereals		0.29	39.42	35.57	37.44	1.88
							0.00
	B. Food Taken Away From Home		**0.51**				0.00
							0.00
44	Meal (Hotel food - non fasting 'key wet' - yebeg)		0.44	20.00	20.00	20.00	0.00
45	Cup of tea		0.08	1.09	1.05	1.05	0.00
							0.00
	BEVERAGE and CIGARETTES		**11.34**				0.00
	II. BEVERAGES		**6.93**				0.00
							0.00
							0.00
	2.1 Non-alcoholic		**0.25**				0.00
							0.00
46	Coca Cola, Fanta		0.25	8.00	8.00	8.00	0.00
							0.00
							0.00
	2.2 Alcoholic		**6.68**				0.00

Sr. No.	*Expenditure Item*	Units	N-Weight	December	January	February	Diff
							0.00
47	'Tela'		2.32	4.21	4.54	4.43	-0.11
48	Beer - Bedele		4.37	10.21	10.11	10.21	0.11
							0.00
	III. CIGARETTES and TOBACCO		**4.40**				0.00
							0.00
49	Nyala		1.81	10.00	10.00	10.00	0.00
50	Rothmans		2.60	20.00	20.00	20.00	0.00
							0.00
	IV. CLOTHING and FOOTWEAR		**7.83**				0.00
							0.00
	4.1 Clothing		**5.65**				0.00
							0.00
	4.1.1 Cloths		**0.34**				0.00
							0.00
51	Nylon		0.08	40.00	45.00	50.00	5.00
52	Abujedid		0.14	30.22	30.99	30.99	0.00
53	Dirya		0.12	20.00	20.00	20.00	0.00
							0.00
	4.1.2 Ready made for adults		**2.79**				0.00
							0.00
54	Jeans trousers		1.21	402.42	411.98	406.37	-5.61
55	'Netela'		0.34	42.43	42.43	42.43	0.00
56	Shirts (long sleeved local)		0.88	**196.20**	**214.41**	**205.23**	-9.17
57	Khaki jacket		0.36	600.00	600.00	600.00	0.00
							0.00
	4.1.3 Ready made for children		**0.34**				0.00
							0.00
58	Dress other than national		0.34	143.26	143.26	114.02	-29.24
							0.00
	4.1.4 Cost of tailoring		**2.17**				0.00
							0.00
59	Adult - Woolen suit		1.94	**350.00**	**324.04**	**350.00**	25.96
60	Children - Khaki suit		0.23	**154.92**	**154.92**	**154.92**	0.00
							0.00
	4.2 Footwear and Repairs		**2.18**				0.00
							0.00

Sr. No.	*Expenditure Item*	Units	N-Weight	December	January	February	Diff
61	Shoes, canvas (A.A)		0.07	**106.56**	**106.56**	**106.56**	0.00
62	Shoes, plastic - Imported / Sandal		0.39	40.00	41.60	40.20	-1.40
63	Repairs		0.34	47.43	49.75	60.00	10.25
64	shoes leather (local) Anbesa		1.38	**139.84**	**139.84**	**139.84**	0.00
							0.00
	V. HOUSE RENT, CONSTRUCTION		**17.30**				0.00
	MATERIALS, WATER, FUEL and POWER						0.00
							0.00
	5.1 House rent		**6.13**				0.00
							0.00
65	Rent (owner occupied house)		6.13	150.77	150.77	150.77	0.00
							0.00
	5.2 Construction Materials		**0.99**				0.00
							0.00
66	Corrugated iron sheets 32 gauge local		0.07	124.67	125.00	124.67	-0.33
67	Cement		0.92	135.82	133.58	133.74	0.17
							0.00
	5.3 Water charge		**1.35**				0.00
							0.00
68	Water Charge		1.35	**12.00**	**12.00**	**12.00**	0.00
							0.00
	5.4 Fuel and Power		**8.82**				0.00
							0.00
69	Electricity		0.15	0.27	0.27	0.27	0.00
70	Kerosene		0.43	14.57	14.57	14.57	0.00
71	Firewood		7.84	218.92	221.43	224.43	3.00
72	Charcoal		0.35	4.23	5.26	5.27	0.01
73	Matches		0.05	0.50	0.50	0.50	0.00
							0.00
	VI. FURNITURE, FURNISHINGS						0.00
	HOUSEHOLD EQUIPMENT and OPERATIC		**4.07**				0.00
							0.00
	6.1 Furniture, fixtures		**0.24**				0.00
							0.00
74	Bed - Wanza machine made		0.11	3,741.15	3,669.51	3,723.62	54.11
75	Cupboards - Kombolcha, Patterned		0.06	5,985.11	6,062.87	6,359.75	296.88
76	Tables		0.08	748.33	774.60	748.33	-26.27
							0.00

Sr. No.	*Expenditure Item*	Units	N-Weight	December	January	February	Diff
	6.2 Furnishings and repairs		**0.86**				0.00
							0.00
77	Mattress- Addis Ababa foam 120 cm		0.34	1,018.04	1,102.92	1,089.43	-13.49
78	Towel Akaki medium quality		0.51	**50.00**	**50.00**	**50.00**	0.00
							0.00
	6.3 Heating and Cooking appliances		**0.00**				0.00
							0.00
							0.00
							0.00
	6.4 Other Household Equipment		**1.69**				0.00
							0.00
79	Electric bulb - Philips 40/60 watts		0.08	15.00	15.00	15.00	0.00
80	Plastic bucket		0.44	43.66	43.66	43.66	0.00
81	Cooking pan		0.52	114.66	103.02	104.57	1.55
82	Gas stove		0.09	153.26	153.26	150.00	-3.26
83	Mitad earthen		0.58	50.00	50.43	51.96	1.53
							0.00
	6.5 Household operation		**0.99**				0.00
							0.00
84	Laundry soaps, local		0.86	7.00	7.00	7.00	0.00
85	Incense		0.02	**100.00**	**100.00**	**100.00**	0.00
86	Laundry soaps, imported		0.11	10.26	10.61	10.34	-0.27
							0.00
	6.6 Domestic service		**0.29**				0.00
							0.00
87	Salary for servants - Maid		0.18	318.65	288.26	306.15	17.89
88	Daily labourer		0.11	40.00	42.77	43.41	0.63
							0.00
	VII. MEDICAL CARE and HEALTH						0.00
	EXPENSES		**0.41**				0.00
							0.00
	7.1 Pharmaceutical products and herbicid		**0.18**				0.00
							0.00
89	Ampicillin 250 mg.		0.10	32.98	29.66	31.15	1.50
90	Tetracycline		0.08	25.11	26.89	27.71	0.82
							0.00
	7.2 Other medical expenses		**0.23**				0.00

Sr. No.	Expenditure Item	Units	N-Weight	December	January	February	Diff
							0.00
91	Doctor's fee (private)		0.11	5.00	5.00	5.00	0.00
92	Doctor's fee (Government)		0.12	5.00	5.00	5.00	0.00
							0.00
	VIII. TRANSPORT and COMMUNICATION		**1.29**				0.00
							0.00
	8.1 Transport		**0.00**				0.00
							0.00
							0.00
	8.2 Public transport		**1.03**				0.00
							0.00
93	Air fare - from gambela to Addis		1.03	1,282.00	1,287.00	1,292.00	5.00
							0.00
	8.3 Communication		**0.26**				0.00
94	Telephone charges- within gambela /period		**0.26**	0.20	0.20	0.20	0.00
							0.00
	IX. RECREATION, ENTERTAINMENT and EDUCATION		**1.20**				0.00
							0.00
	9.1 Equipment and accessories		**0.52**				0.00
							0.00
95	Radio set-philips		0.52	500.00	500.00	500.00	0.00
							0.00
	9.2 Entertainment and recreation		**0.01**				0.00
							0.00
96	Expenses for photography - black & white normal pa		0.01	10.00	10.00	10.23	0.23
							0.00
	9.3 Reading		**0.00**				0.00
							0.00
							0.00
	9.4 Education		**0.67**				0.00
							0.00
97	Exercise books - 50 leaves local		0.35	6.21	5.90	5.94	0.05
98	Ball point		0.32	3.53	3.41	3.41	0.00
							0.00
	X. PERSONAL CARE and EFFECTS		**1.15**				0.00
							0.00

Sr. No.	*Expenditure Item*	Units	N-Weight	December	January	February	Diff
	10.1 Personal care		**0.30**				0.00
							0.00
99	Zenith, hair oil		0.30	24.66	25.00	24.83	-0.17
							0.00
	10.2 Personal effects		**0.17**				0.00
							0.00
100	Umbrella - women imported /china		0.12	93.72	112.63	122.43	9.80
101	belt machine made-leather		0.05	60.00	60.00	80.00	20.00
							0.00
	10.3 Jewelry		**0.69**				0.00
							0.00
102	Watch - men's Seiko - 21 jewels automatic		0.21	**450.00**	**450.00**	**450.00**	0.00
103	Earrings - 18 karat 4 gm gold - local		0.48	**720.00**	**720.00**	**720.00**	0.00

Sr. No.	Expenditure Item	Units	Item Code	weight	Feb	March	Apr	May	June	July	August
	GENERAL (All Items)			**100.00**							
	Non-FOOD TOTAL			**51.72**							
	FOOD TOTAL (A+B)			**48.28**							
	A. Food Taken at Home			**45.09**							
	1. Cereals Un-milled			**14.86**							
HARARI CONSUMER PRICE INDEX											
1	'Teff' mixed	Kg.		**1.23**	8.33	8.00	9.08	9.66	10.33	9.78	10.04
2	'Teff' white	"		**3.88**	9.41	11.00	10.25	10.90	11.50	11.25	11.42
3	'Teff' black	"		**2.19**	6.16	8.00	7.41	8.33	8.62	8.54	8.71
4	Wheat white	"		**0.88**	7.32	7.32	8.07	10.29	9.66	9.83	9.91
5	Maize	"		**0.04**	3.50	4.00	4.74	5.83	6.00	6.04	7.00
6	Wheat black	"		**0.74**	6.00	6.40	6.75	8.11	7.75	8.00	8.00
7	Barley white	"		**0.47**	6.00	6.00	6.99	8.30	8.91	8.99	9.41
8	Rice	"		**1.46**	12.50	13.13	14.00	15.16	15.16	15.49	15.14
9	Sorgum	"		**3.97**	5.65	5.00	6.15	6.45	6.41	6.44	7.32
	2. Pulses sub total (2.1+2.2)			**1.58**							
	2.1 Pulses Un-milled			**0.84**							
10	Fungureek milled	"		**0.75**	29.36	34.00	28.65	36.58	38.79	38.79	39.19
11	Soya beans/Kidney beans			**0.09**	15.00	15.00	15.64	20.00	25.50	25.33	26.00
	2.2 Pulses milled			**0.74**							
12	Lentils split	Kg.		**0.22**	19.65	18.00	19.83	24.99	25.16	26.48	26.99
13	Vetch milled	"		**0.10**	8.16	8.16	12.49	12.49	15.94	17.97	19.31
14	Mixed pulses milled	"		**0.14**	13.51	13.51	15.66	15.97	15.00	16.99	18.97
15	Peas split	"		**0.09**	10.32	10.32	14.08	14.15	17.33	17.66	17.83
16	Peas milled			**0.19**	17.66	22.22	19.31	22.49	22.33	23.91	26.28
	3. Pasta, Bread etc. (3.1+3.2)			**5.62**							
	3.1 Pasta and Cereals Products			**0.47**							
17	Macaroni (local without egg)	Kg.		**0.47**	12.83	12.32	13.00	16.00	15.83	16.00	16.00

Sr. No.	Expenditure Item	Units	Item Code	weight	Feb	March	Apr	May	June	July	August
	3.2 Bread and other prepared food			5.14							
18	Wheat bread (bakery)	350 gm		2.43	3.55	3.10	3.55	4.32	4.26	3.94	3.94
19	Biscuits	150 gm.		0.12	2.50	1.50	2.69	3.01	3.11	3.27	2.99
20	Injera			2.37	2.53	2.53	2.53	2.53	2.53	2.53	2.53
21	Non bekery(anbash or shelto)			0.22	2.63	1.75	2.40	3.75	3.78	2.80	4.68
	4. Meat			2.64							
22	Beef - 'Shint'	Kg.		2.04	40.00	50.00	43.82	43.82	68.66	70.00	80.00
23	Mutton (Sheep alive 10-15 kg.)	"		0.59	498.33	376.10	445.74	606.43	591.26	625.81	599.50
	5. Milk, Cheese and Egg			2.11							
24	Milk un-pasteurized	Lt.		1.77	7.77	8.33	9.83	10.95	12.00	11.29	12.00
25	Eggs	Dozen		0.18	16.58	12.93	16.89	19.87	21.37	22.26	24.71
26	Milk powdered	Lt.		0.16	72.00	72.00	73.13	73.13	73.13	87.19	87.19
	6. Oils and Fats			2.74							
27	Edible oil (local)	Lt.		0.15	31.00	31.00	31.00	31.00	31.00	31.00	50.00
28	Butter unrefined	Kg.		0.16	80.00	77.78	120.00	123.31	130.00	122.43	123.68
29	Edible oil (Imported)	Lt.		2.43	24.08	28.33	31.92	31.92	37.77	24.00	24.00
	7. Vegetables and Fruits (7.1+7.2)			2.29							
	7.1 Vegetables			2.00							
30	Onions	Kg.		1.15	8.53	10.00	6.24	5.08	4.47	5.36	6.39
31	Ethiopian kale	"		0.07	3.21	2.31	3.75	4.00	4.23	3.18	2.49
32	Tomato	"		0.54	8.08	8.00	6.00	6.00	7.00	7.16	7.75
33	Pepper green	"		0.05	18.97	10.03	26.88	24.83	21.62	23.81	20.00
34	Garlic	"		0.15	38.61	38.61	46.72	55.97	56.62	60.81	83.72
35	Cabbage			0.04	3.40	3.87	4.39	4.91	4.56	3.99	3.83
	7.2 Fruits			0.30							
36	Orange	Kg.		0.08	6.48	6.48	10.00	11.36	13.47	13.62	13.15

Sr. No.	Expenditure Item	Units	Item Code	weight	Feb	March	Apr	May	June	July	August
37	Banana	"		0.08	6.48	6.48	6.82	7.16	7.16	8.37	11.83
38	Mango			0.14	5.73	5.73	6.00	7.96	8.26	6.82	8.26
	8. Spices			0.87							
39	Pepper whole	"		0.72	23.99	35.00	35.96	41.83	46.43	47.80	53.73
40	Chilies	"		0.10	23.99	30.57	35.96	45.38	58.17	56.97	52.95
	Black cumin			0.05	59.49	60.00	65.97	64.72	64.72	63.44	64.72
	9. Potatoes, Other Tubers and Stems			0.72							
41	Potato	Kg.		0.72	6.16	7.07	6.39	6.48	6.49	5.92	5.31
	10. Coffee and Tea Leaves			9.07							
42	Coffee beans	Kg.		0.58	68.34	70.00	83.30	86.58	97.25	96.59	102.84
43	Tea leaves	100 gm.		0.24	2.74	2.74	3.41	3.50	4.00	4.00	4.09
44	'Chat'	Kg.		8.26	52.35	40.58	49.13	45.14	40.17	43.01	51.94
	11. Other food items			1.89							
						Sugar price was missing for long time for Harari and made constant to					
45	Sugar - unpacked	Kg.		1.63	7.00	7.00	7.00	7.00	7.00	7.00	7.00
46	Salt - unpacked non iodized	"		0.26	3.66	2.82	3.50	3.74	3.66	3.66	3.66
	12. Milling Charges			0.70							
47	Cereals	100 kg.		0.70	20.00	20.00	22.36	22.36	22.36	23.76	26.57
	B. Food Taken Away From Home			3.19							
48	Meal (Hotel food - non fasting 'key wet' - ye	ingle Meal		1.77	13.80	13.80	13.91	13.11	14.58	16.15	16.31
49	Cup of tea	No.		0.17	1.07	1.00	1.22	1.07	1.54	1.65	1.57
50	Tib's sheep			0.88	14.96	15.00	15.96	18.65	21.56	24.46	24.88
51	Cup of coffee			0.20	2.66	2.66	3.00	3.32	3.49	3.49	3.48
52	Cup of milk (with tea or coffee)			0.17	2.58	2.50	2.88	3.16	3.32	3.32	3.32
	BEVERAGE and CIGARETTES			4.78							

Sr. No.	Expenditure Item	Units	Item Code	weight	Feb	March	Apr	May	June	July	August
	II. BEVERAGES			2.70							
	2.1 Non-alcoholic			0.89							
53	Coca Cola, Fanta	300 cc.		0.39	4.58	4.83	4.50	4.50	5.15	5.00	5.48
54	Minirel water (Ambo, Babile)			0.45	5.00	5.00	4.89	4.89	5.58	5.00	4.87
55	Pepsi family			0.05	4.58	4.83	4.50	4.50	5.15	5.00	5.48
	2.2 Alcoholic			1.81							
56	'Tela'	Lt.		0.97	2.28	3.25	2.35	2.35	2.94	2.94	2.94
57	Beer - Harar	330 ml.		0.84	7.00	7.00	7.07	7.07	7.03	7.03	8.00
	III. CIGARETTES and TOBACCO			2.08							
58	Rothmans	20 Pcs		1.30	25.34	25.34	29.72	25.93	27.39	30.00	28.98
59	Marboro	20 Pcs		0.78	32.40	32.40	32.40	40.00	38.99	38.99	38.99
	IV. CLOTHING and FOOTWEAR			11.07							
	4.1 Clothing			6.76							
	4.1.1 Cloths			0.84							
60	Hisifi	Meter		0.26	62.45	62.45	75.00	67.45	62.45	62.45	62.45
61	Diria			0.43	16.94	18.87	18.04	18.05	17.82	17.82	17.88
62	Polister			0.05	27.84	27.84	27.84	27.84	27.84	27.84	27.84
63	Abujadid			0.10	15.66	15.66	16.67	16.67	20.65	20.65	20.65
	4.1.2 Ready made for adults			3.89							
64	Jeans trousers	Pair		1.39	319.90	273.17	309.89	313.30	323.30	306.63	316.63
65	'Kemis' and 'Netela' - medium quality	"		0.19	315.82	315.82	332.47	332.47	300.00	338.05	365.93
66	Shirts (long sleeved - imported)	"		0.75	133.25	126.58	148.31	139.76	146.59	169.95	161.55
67	Sweater (Italy/imported)	"		0.29	111.67	111.67	111.67	111.67	111.67	111.67	111.67
68	Jogging suit	"		0.36	199.83	199.83	199.83	199.83	209.84	226.62	229.85

Sr. No.	Expenditure Item	Units	Item Code	weight	Feb	March	Apr	May	June	July	August
69	Makermia			0.46	63.29	63.29	63.29	63.29	68.29	68.29	66.63
	Under wear			0.25	19.31	20.00	19.31	19.31	19.31	19.31	19.31
	Leather jacket			0.20	824.62	824.62	874.64	1,150.00	1,072.38	1,072.38	1,072.38
	4.1.3 Ready made for children			0.87							
70	Jeans trousers	No.		0.39	133.25	133.25	133.25	133.25	133.25	133.25	133.25
71	Dress other than national	"		0.17	164.92	164.92	149.78	154.92	177.34	199.75	212.97
72	Baby cloths(complete)			0.16	61.62	61.62	74.89	78.30	79.90	71.63	76.63
73	T-shirt			0.15	66.63	70.00	84.90	69.88	86.45	86.64	84.90
	4.1.4 Cost of tailoring			1.17							
74	Adult - Woolen suit	No.		0.19	466.08	466.08	432.67	466.08	466.08	466.08	466.08
75	cost of tailoring and repairing -children			0.97	53.33	53.33	53.33	53.33	53.33	53.33	53.33
	4.2 Footwear and Repairs			4.31							
76	Shoes Canvas (Addis Ababa)	"		2.18	45.00	45.00	45.00	45.00	45.00	45.00	45.00
77	Repairs	"		0.11	45.83	45.83	48.70	48.70	48.70	35.00	35.00
78	Shoes,leather(imported)			0.71	138.31	138.31	138.31	138.31	138.31	138.31	138.31
79	Shoes,leather(local)			0.55	91.46	91.46	91.46	91.46	94.91	97.98	115.98
80	Shoes,plastics(local)			0.20	14.83	12.00	15.00	15.00	15.00	15.00	15.00
81	Walking shoes-non-leather (imported)			0.31	229.85	229.85	229.85	226.47	229.85	239.86	229.85
82	Silpper plastic			0.24	16.65	16.65	15.49	17.55	15.49	17.74	18.46
				0.24							
	V. HOUSE RENT, CONSTRUCTION			17.02							
	MATERIALS, WATER, FUEL and POWER										
	5.1 House rent			5.72							
83	Rent (owner occupied house)	Month		5.72	**160.93**	**160.93**	**160.93**	**160.93**	**160.93**	**160.93**	**160.93**
	5.2 Construction Materials			2.69							
84	Corrugated iron sheets 32 gauge local	No.		0.09	114.00	114.00	105.00	105.00	105.00	105.00	105.00

Sr. No.	Expenditure Item	Units	Item Code	weight	Feb	March	Apr	May	June	July	August
85	Cement	50 kg		2.14	184.98	184.98	188.99	232.49	231.60	208.20	190.78
86	Lime	kg.		0.28	3.81	3.81	4.24	3.92	4.39	4.31	4.23
87	Tiles (plastic)	ubic meter		0.05	26.33	26.33	55.00	55.00	55.00	55.00	55.00
88	Stone	ubic meter		0.13	72.00	72.00	72.00	72.00	72.00	72.00	72.00
	5.3 Water charge			0.48							
89	Water Charge	ubic meter		0.48	**17.08**	**17.08**	**17.08**	**17.08**	**17.08**	**17.08**	**17.08**
	5.4 Fuel and Power			8.13							
90	Electricity	k.w.		1.82	0.27	0.27	0.27	0.27	0.27	0.27	0.27
91	Kerosene	Lt.		2.23	12.01	12.01	13.64	13.64	13.64	13.64	13.64
92	`	ubic meter		3.51	270.94	300.86	314.93	345.17	**312.97**	**266.06**	**289.52**
93	Charcoal	kg.		0.42	4.29	6.26	5.48	5.08	4.85	5.13	5.26
94	Matches	Box		0.05	0.45	0.35	0.48	0.50	0.50	0.50	0.50
95	Butane gas	kg.		0.09	494.79	494.79	494.79	520.83	520.83	520.83	520.83
	VI. FURNITURE, FURNISHINGS										
	HOUSEHOLD EQUIPMENT and OPERATIONS			6.47							
	6.1 Furniture, fixtures			1.24							
96	Sofa set			0.51	7,584.62	7,000.00	7,550.86	8,416.70	8,576.31	8,607.57	8,661.00
97	Beds			0.48	2,067.58	2,000.00	2,259.72	2,285.86	2,249.14	2,249.14	2,196.63
98	Cupboards			0.24	2,164.23	1,800.00	2,282.52	2,356.47	2,312.38	2,469.49	2,540.56
	6.2 Furnishings and repairs			1.27							
99	Mattress Addis Ababa foam 120 cm	"		0.19	793.28	793.28	843.28	843.28	876.42	849.84	859.96
100	Curtains			0.33	57.30	57.30	50.66	54.33	54.33	55.66	57.66
101	Towels			0.19	24.00	24.00	24.00	24.00	24.00	24.00	24.00
102	Blanket			0.17	180.00	180.00	180.00	180.00	169.93	183.32	169.80
103	Bed sheets			0.39	96.64	96.64	96.64	96.64	96.64	96.64	96.64

Sr. No.	Expenditure Item	Units	Item Code	weight	Feb	March	Apr	May	June	July	August
	6.3 Heating and Cooking appliances			0.41							
104	Refrigerator	"		0.35	7,699.35	7,699.35	7,800.00	7,800.00	7,900.00	7,844.81	7,900.00
105	Electric mitad			0.06	1,000.00	1,000.00	948.68	932.17	948.68	974.68	974.68
	6.4 Other Household Equipment			1.35							
106	Plastic bucket			1.05	36.35	35.00	37.56	37.56	37.36	37.95	38.15
107	Cooking pan			0.15	47.55	50.00	48.56	51.96	50.96	54.82	55.87
108	Thermos flash (Japan)			0.15	50.00	50.00	50.00	50.00	50.00	50.00	50.00
	6.5 Household operation			1.87							
109	Laundry soaps, local	200 gm.		0.88	2.25	2.25	2.25	2.25	2.25	2.25	2.25
110	Omo-detergent	50 gm.		0.29	3.33	3.33	3.33	3.33	3.33	3.33	3.33
111	Laundry soaps, imported	200 gm.		0.27	2.00	2.00	2.00	2.00	2.00	2.00	2.00
112	Sandle wood			0.23	0.34	0.34	0.32	0.35	0.33	0.35	0.31
113	Incense			0.19	42.23	42.23	41.46	43.66	44.42	43.18	46.33
	6.6 Domestic service			0.34							
114	Salary for servants - Maid	Month		0.24	201.15	201.15	204.71	235.94	220.52	235.94	257.25
115	Daily labourer	Day		0.10	28.23	28.23	30.64	32.14	31.88	31.18	32.86
	VII. MEDICAL CARE and HEALTH EXPENSES			0.64							
	7.1 Pharmaceutical products and herbicides			0.39							
116	Ampicillin 250 mg.	6 capsule		0.20	28.00	36.29	26.56	24.62	25.10	28.00	28.00
117	Cough syrups			0.07	12.12	5.31	12.33	12.20	12.53	12.85	12.29
118	Magnizim oxide			0.06	3.00	3.00	3.00	3.00	3.00	3.00	3.00
119	Tetracicline			0.06	17.16	16.80	13.58	14.73	15.78	15.34	18.59
	7.2 Other medical expenses			0.24							
120	Doctor's fee (private)	Visit		0.12	28.93	28.93	28.93	28.93	28.93	28.93	28.93

Sr. No.	Expenditure Item	Units	Item Code	weight	Feb	March	Apr	May	June	July	August
121	Doctor's fee (Government)	"		0.13	10.00	10.00	8.94	8.94	8.94	8.94	8.94
	VIII. TRANSPORT and COMMUNICATION			4.01							
	8.1 Transport			0.28							
122	Fuel	Lt/auto.		0.28	17.36	17.36	22.70	22.70	22.70	22.70	22.70
	8.2 Public transport			2.34							
123	Taxi fare - 2 km. one way per person	rip/person		0.79	1.62	1.62	1.62	1.62	2.50	2.50	2.50
124	Bus fare	rip/person		1.33	0.28	0.28	0.28	0.28	0.28	0.28	0.28
125	Air fare	rip/person		0.22	462.00	462.00	462.00	462.00	462.00	462.00	462.00
	8.3 Communication			1.39							
126	Telephone charges- within town	Period		1.39	0.20	0.20	0.20	0.20	0.20	0.20	0.20
	IX. RECREATION, ENTERTAINMENT and EDUCATION			4.43							
	9.1 Equipment and accessories			2.62							
127	Radio set - phillips 3 band	"		0.55	216.79	374.17	**374.17**	330.00	334.96	344.96	339.85
128	T.V set			1.07	4,089.98	4,089.98	4,249.80	4,173.28	4,149.70	4,376.62	4,199.80
129	CD-Player			0.29	390.00	390.00	390.00	390.00	390.00	390.00	390.00
130	Tape recorder			0.21	1,116.42	1,000.00	1,249.00	1,233.11	1,249.33	1,276.50	1,224.74
131	Mobile apparatus			0.50	890.00	890.00	890.00	890.00	890.00	890.00	890.00
	9.2 Entertainment and recreation			0.19							
132	Expenses for photography - black & white	6 PCs.		0.10	6.00	10.00	6.49	7.19	8.80	8.80	8.80
133	Cinima ticket			0.09	5.00	5.00	5.00	5.00	5.00	5.00	5.00
	9.3 Reading			0.03							
134	News reading			0.03	2.00	2.00	2.00	2.00	2.00	2.00	2.00

Sr. No.	Expenditure Item	Units	Item Code	weight	Feb	March	Apr	May	June	July	August
	9.4 Education			1.59							
135	Exercise books - 50 leaves local	No.		0.22	4.00	4.00	4.00	4.00	4.00	4.00	4.00
136	Ball-point - Bic	No		0.08	2.46	2.00	2.54	2.54	2.19	2.19	2.55
137	School Uniform	No		0.44	174.95	200.00	186.61	188.14	184.95	191.57	229.85
138	Text book			0.10	0.25	0.25	0.25	0.25	0.25	0.25	0.25
139	Titution fee private school			0.75	85.00	85.00	85.00	85.00	85.00	85.00	85.00
	X. PERSONAL CARE and EFFECTS			1.65							
	10.1 Personal care			0.74							
140	Hair dressing - normal without dye- women	person		0.11	18.41	18.41	18.64	19.31	19.31	19.65	19.65
141	Barbery - men's hair cut	Person		0.21	6.16	5.00	6.65	6.65	7.32	7.32	9.09
142	Zenith, hair oil	330 cc		0.09	15.66	15.33	16.16	17.99	20.00	20.00	21.49
143	Perfume			0.12	24.58	30.00	26.17	26.17	27.34	26.78	26.99
144	Toilat saop			0.08	6.09	6.09	7.29	7.11	6.55	6.16	6.93
145	Napkin			0.07	12.49	12.49	12.32	12.65	12.82	12.82	12.97
146	Shoes polish			0.06	2.08	2.00	2.00	2.00	2.00	2.00	2.00
	10.2 Personal effects			0.13							
147	Shavers	"		0.08	71.51	75.00	58.28	73.29	79.90	84.90	84.90
148	Belts			0.05	56.62	56.62	56.62	58.28	58.28	58.28	58.28
	10.3 Jewelry			0.78							
149	Neck lace - 21 karat 6 gm gold - imported	"		0.12	1,380.00	1,380.00	1,380.00	1,380.00	1,380.00	1,380.00	1,380.00
150	Earrings - 18 karat 4 gm gold - local	Pair		0.16	800.00	800.00	800.00	800.00	800.00	800.00	800.00
151	Bracelats			0.15	4,600.00	4,600.00	4,600.00	4,600.00	4,600.00	4,600.00	4,600.00
152	Watches			0.10	350.00	350.00	350.00	350.00	350.00	350.00	350.00
153	Brooches			0.07	76.10	76.10	76.10	76.10	76.10	76.10	76.10
154	Rings			0.18	800.00	800.00	800.00	800.00	800.00	800.00	800.00
	XI. MISCELLANEOUS GOODS			1.66							

Sr. No.	Expenditure Item	Units	Item Code	weight	Feb	March	Apr	May	June	July	August
155	Money transfer charge	Once		0.03	13.00	13.00	13.00	13.00	13.00	13.00	13.00
156	Wedding card print			1.07	1.14	1.14	1.57	1.79	2.00	2.00	2.00
157	Coffin			0.38	294.96	347.48	294.96	299.83	324.96	344.96	354.96
158	Photocopy			0.18	0.41	0.41	0.44	0.48	0.48	0.48	0.50

Sr. No.	Expenditure Item	Units	Item Code	weight	September	October	November	December	January	February	March
	GENERAL (All Items)			**100.00**							
	Non-FOOD TOTAL			**51.72**							
	FOOD TOTAL (A+B)			**48.28**							
	A. Food Taken at Home			**45.09**							
	1. Cereals Un-milled			**14.86**							
HARARI CONSUMER PRICE INDEX											
1	'Teff' mixed	Kg.		**1.23**	10.40	10.16	10.08	10.08	10.46	10.71	11.41
2	'Teff' white	"		**3.88**	11.50	11.33	11.16	11.50	11.75	11.92	13.75
3	'Teff' black	"		**2.19**	8.54	8.62	8.83	9.00	9.45	9.41	10.16
4	Wheat white	"		**0.88**	10.16	10.80	11.46	10.59	10.81	10.14	10.49
5	Maize	"		**0.04**	7.04	7.46	7.20	6.48	6.22	5.56	6.30
6	Wheat black	"		**0.74**	8.00	9.53	8.87	8.75	8.87	8.50	8.62
7	Barley white	"		**0.47**	9.49	9.75	9.66	9.83	9.58	9.41	9.58
8	Rice	"		**1.46**	15.14	15.83	15.49	15.49	15.49	15.49	15.49
9	Sorgum	"		**3.97**	7.30	7.63	7.47	7.75	7.92	7.77	7.70
	2. Pulses sub total (2.1+2.2)			**1.58**							
	2.1 Pulses Un-milled			**0.84**							
10	Fungureek milled	"		**0.75**	37.53	37.33	26.82	33.79	30.97	29.15	29.97
11	Soya beans/Kidney beans			**0.09**	25.66	25.33	27.93	26.92	25.66	26.64	29.32
	2.2 Pulses milled			**0.74**							
12	Lentils split	Kg.		**0.22**	27.15	27.32	27.16	26.50	26.82	25.49	26.50
13	Vetch milled	"		**0.10**	18.97	20.00	19.33	20.98	19.66	19.66	19.66
14	Mixed pulses milled	"		**0.14**	18.97	18.97	18.97	20.65	20.65	17.66	18.64
15	Peas split	"		**0.09**	17.14	16.79	16.29	15.00	14.83	15.16	16.15
16	Peas milled			**0.19**	28.65	32.40	32.60	30.00	29.32	29.32	37.32
	3. Pasta, Bread etc. (3.1+3.2)			**5.62**							
	3.1 Pasta and Cereals Products			**0.47**							
17	Macaroni (local without egg)	Kg.		**0.47**	16.33	16.66	17.00	17.16	16.83	17.49	17.49

Sr. No.	*Expenditure Item*	Units	Item Code	weight	September	October	November	December	January	February	March
	3.2 Bread and other prepared food			5.14							
18	Wheat bread (bakery)	350 gm		2.43	4.07	4.51	4.42	4.32	4.39	4.39	4.43
19	Biscuits	150 gm.		0.12	2.90	3.08	3.23	3.32	3.23	3.13	3.32
20	Injera			2.37	2.53	2.53	2.53	2.53	2.53	2.53	2.53
21	Non bekery(anbash or shelto)			0.22	4.68	5.63	4.60	5.80	4.07	4.39	5.06
	4. Meat			2.64							
22	Beef - 'Shint'	Kg.		2.04	81.59	81.59	81.59	80.00	80.00	80.00	80.00
23	Mutton (Sheep alive 10-15 kg.)	"		0.59	759.31	629.15	609.30	699.81	719.95	549.76	799.44
	5. Milk, Cheese and Egg			2.11							
24	Milk un-pasteurized	Lt.		1.77	12.00	12.00	12.00	12.00	12.00	12.00	12.00
25	Eggs	Dozen		0.18	27.42	25.74	23.66	21.60	27.65	24.29	24.00
26	Milk powdered	Lt.		0.16	73.13	73.13	73.13	73.13	73.13	73.13	73.13
	6. Oils and Fats			2.74							
27	Edible oil (local)	Lt.		0.15	50.00	50.00	50.00	50.00	50.00	50.00	50.00
28	Butter unrefined	Kg.		0.16	122.94	123.68	123.68	121.23	118.90	120.98	127.28
29	Edible oil (Imported)	Lt.		2.43	24.00	23.82	24.66	24.19	24.21	24.55	24.55
	7. Vegetables and Fruits (7.1+7.2)			2.29							
	7.1 Vegetables			2.00							
30	Onions	Kg.		1.15	5.84	5.92	6.23	6.83	10.66	10.32	9.70
31	Ethiopian kale	"		0.07	2.43	3.05	4.16	4.90	4.69	3.83	4.03
32	Tomato	"		0.54	8.49	8.30	9.00	5.38	4.69	8.16	7.82
33	Pepper green	"		0.05	17.20	12.32	12.87	12.19	13.00	18.83	28.10
34	Garlic	"		0.15	81.96	39.87	31.02	27.07	29.93	34.88	33.56
35	Cabbage			0.04	3.90	2.99	3.91	4.48	4.66	6.81	5.77
	7.2 Fruits			0.30							
36	Orange	Kg.		0.08	12.13	11.46	10.00	9.83	14.66	13.49	13.83

Sr. No.	Expenditure Item	Units	Item Code	weight	September	October	November	December	January	February	March
37	Banana	"		0.08	12.15	12.59	11.28	11.31	14.66	11.49	11.49
38	Mango			0.14	10.95	10.95	10.95	10.95	10.95	10.95	10.95
	8. Spices			0.87							
39	Pepper whole	"		0.72	56.74	68.86	57.34	34.97	36.74	44.06	47.08
40	Chilies	"		0.10	56.58	53.56	54.14	64.41	62.14	64.92	63.46
	Black cumin			0.05	63.44	64.72	60.74	56.09	59.49	50.97	47.62
	9. Potatoes, Other Tubers and Stems			0.72							
41	Potato	Kg.		0.72	4.91	4.00	5.91	4.83	6.00	6.48	6.32
	10. Coffee and Tea Leaves			9.07							
42	Coffee beans	Kg.		0.58	115.95	120.48	117.97	115.09	113.12	109.07	109.92
43	Tea leaves	100 gm.		0.24	4.09	3.66	3.74	4.00	4.47	5.63	5.20
44	'Chat'	Kg.		8.26	50.36	42.04	47.39	68.22	61.31	45.94	59.40
	11. Other food items			1.89							
					avoid bias						
45	Sugar - unpacked	Kg.		1.63	7.00	7.00	7.00	7.00	7.00	7.00	7.00
46	Salt - unpacked non iodized	"		0.26	3.66	3.66	3.74	3.74	3.74	3.65	3.74
	12. Milling Charges			0.70							
47	Cereals	100 kg.		0.70	23.76	26.57	28.23	28.23	28.97	30.78	30.64
	B. Food Taken Away From Home			3.19							
48	Meal (Hotel food - non fasting 'key wet' - ye	ingle Meal		1.77	16.31	17.20	16.14	16.64	16.81	16.58	17.27
49	Cup of tea	No.		0.17	1.65	1.73	1.91	1.82	1.91	2.08	2.22
50	Tib's sheep			0.88	25.60	20.64	25.00	25.00	25.48	24.65	27.26
51	Cup of coffee			0.20	3.65	3.69	3.97	3.97	4.31	4.58	4.76
52	Cup of milk (with tea or coffee)			0.17	3.57	3.83	3.91	3.91	4.00	4.31	4.32
	BEVERAGE and CIGARETTES			4.78							

Sr. No.	Expenditure Item	Units	Item Code	weight	September	October	November	December	January	February	March
	II. BEVERAGES			2.70							
	2.1 Non-alcoholic			0.89							
53	Coca Cola, Fanta	300 cc.		0.39	5.48	6.00	6.00	6.16	6.00	7.16	7.00
54	Minirel water (Ambo, Babile)			0.45	5.58	5.48	5.58	5.38	5.19	6.00	5.77
55	Pepsi family			0.05	5.48	6.00	6.00	6.16	6.00	6.63	7.16
	2.2 Alcoholic			1.81							
56	'Tela'	Lt.		0.97	2.94	2.94	2.94	2.94	2.94	2.86	2.94
57	Beer - Harar	330 ml.		0.84	8.08	8.25	8.33	8.60	8.50	8.41	8.58
	III. CIGARETTES and TOBACCO			2.08							
58	Rothmans	20 Pcs		1.30	27.69	26.07	25.43	27.13	27.75	30.52	26.92
59	Marboro	20 Pcs		0.78	38.99	40.00	40.00	40.00	38.99	38.99	40.00
	IV. CLOTHING and FOOTWEAR			11.07							
	4.1 Clothing			6.76							
	4.1.1 Cloths			0.84							
60	Hisifi	Meter		0.26	62.45	62.45	73.29	67.45	78.30	77.46	77.46
61	Diria			0.43	18.20	19.77	20.22	19.93	20.72	21.33	20.94
62	Polister			0.05	27.84	27.84	27.84	27.84	27.84	27.84	27.84
63	Abujadid			0.10	20.65	22.33	22.96	23.33	21.66	22.33	25.00
	4.1.2 Ready made for adults			3.89							
64	Jeans trousers	Pair		1.39	329.90	329.90	326.43	339.90	319.90	343.30	346.63
65	'Kemis' and 'Netela' - medium quality	"		0.19	426.17	422.84	432.67	389.87	449.70	408.96	472.89
66	Shirts (long sleeved - imported)	"		0.75	163.27	166.60	168.22	179.81	179.81	191.57	193.10
67	Sweater (Italy/imported)	"		0.29	111.67	111.67	111.67	127.48	154.92	154.92	**229.13**
68	Jogging suit	"		0.36	232.70	226.32	229.85	229.85	249.87	249.87	253.03

Sr. No.	Expenditure Item	Units	Item Code	weight	September	October	November	December	January	February	March
69	Makermia			0.46	72.46	71.63	72.46	71.63	71.63	76.63	73.29
	Under wear			0.25	19.31	19.31	19.31	19.31	19.31	19.31	19.31
	Leather jacket			0.20	1,150.00	1,150.00	1,200.00	1,200.00	1,174.73	1,296.15	1,274.75
	4.1.3 Ready made for children			0.87							
70	Jeans trousers	No.		0.39	133.25	133.25	133.25	133.25	133.25	133.25	133.25
71	Dress other than national	"		0.17	229.42	209.36	279.88	305.97	253.03	266.37	283.06
72	Baby cloths(complete)			0.16	76.63	79.90	84.90	81.63	79.90	76.63	78.30
73	T-shirt			0.15	94.91	93.22	123.24	119.72	119.72	119.72	119.72
	4.1.4 Cost of tailoring			1.17							
74	Adult - Woolen suit	No.		0.19	466.08	482.74	516.14	516.14	482.74	466.08	450.00
75	cost of tailoring and repairing -children			0.97	53.33	53.33	53.33	53.33	53.33	53.33	53.33
	4.2 Footwear and Repairs			4.31							
76	Shoes Canvas (Addis Ababa)	"		2.18	45.00	45.00	45.00	45.00	45.00	45.00	45.00
77	Repairs	"		0.11	45.00	45.00	45.00	55.99	45.00	45.00	45.00
78	Shoes,leather(imported)			0.71	138.31	138.31	138.31	138.31	138.31	138.31	138.31
79	Shoes,leather(local)			0.55	113.24	119.72	129.74	144.94	143.26	139.76	159.79
80	Shoes,plastics(local)			0.20	15.00	15.00	14.99	14.83	14.83	14.99	14.99
81	Walking shoes-non-leather (imported)			0.31	233.29	229.85	229.85	229.85	229.85	239.86	239.86
82	Silpper plastic			0.24	18.31	19.09	20.19	22.49	22.49	22.32	23.31
				0.24							
	V. HOUSE RENT, CONSTRUCTION			17.02							
	MATERIALS, WATER, FUEL and POWER										
	5.1 House rent			5.72							
83	Rent (owner occupied house)	Month		5.72	**170.48**	**170.48**	**170.48**	**170.48**	**170.48**	**170.48**	**170.48**
	5.2 Construction Materials			2.69							
84	Corrugated iron sheets 32 gauge local	No.		0.09	105.00	105.00	105.00	105.00	105.00	113.00	121.00

Sr. No.	Expenditure Item	Units	Item Code	weight	September	October	November	December	January	February	March
85	Cement	50 kg		2.14	182.48	163.32	158.29	131.65	120.82	118.31	113.27
86	Lime	kg.		0.28	4.32	4.39	4.23	4.08	4.23	4.56	4.39
87	Tiles (plastic)	ubic meter		0.05	55.00	55.00	55.00	55.00	55.00	55.00	55.00
88	Stone	ubic meter		0.13	72.00	72.00	72.00	72.00	72.00	72.00	72.00
	5.3 Water charge			0.48							
89	Water Charge	ubic meter		0.48	**17.08**	**17.08**	**17.08**	**17.08**	**17.08**	**17.08**	**17.08**
	5.4 Fuel and Power			8.13							
90	Electricity	k.w.		1.82	0.27	0.27	0.27	0.27	0.27	0.27	0.27
91	Kerosene	Lt.		2.23	13.64	13.51	13.51	13.51	13.51	13.51	13.51
92	`	ubic meter		3.51	**294.25**	**302.54**	**301.07**	**312.71**	**299.85**	**264.60**	**269.67**
93	Charcoal	kg.		0.42	5.50	5.14	5.71	6.77	6.79	5.73	6.42
94	Matches	Box		0.05	0.50	0.50	0.50	0.50	0.50	0.50	0.50
95	Butane gas	kg.		0.09	520.83	520.83	520.83	562.50	560.94	562.50	578.13
	VI. FURNITURE, FURNISHINGS										
	HOUSEHOLD EQUIPMENT and OPERATIONS			6.47							
	6.1 Furniture, fixtures			1.24							
96	Sofa set			0.51	8,776.73	8,143.25	8,143.25	8,572.32	8,972.09	8,990.73	8,990.73
97	Beds			0.48	2,288.49	2,249.14	2,275.15	2,262.33	2,515.45	2,423.21	2,240.88
98	Cupboards			0.24	2,498.79	2,442.55	2,856.52	2,555.02	2,741.52	2,863.92	2,897.66
	6.2 Furnishings and repairs			1.27							
99	Mattress Addis Ababa foam 120 cm	"		0.19	873.09	863.28	859.88	876.42	866.50	863.24	863.24
100	Curtains			0.33	60.00	59.33	65.00	58.66	58.66	61.62	63.29
101	Towels			0.19	24.00	24.00	24.00	24.00	24.00	24.00	24.00
102	Blanket			0.17	168.32	166.60	173.22	178.22	194.87	216.30	191.57
103	Bed sheets			0.39	96.64	96.64	96.64	96.64	96.64	96.64	96.64

Sr. No.	Expenditure Item	Units	Item Code	weight	September	October	November	December	January	February	March
	6.3 Heating and Cooking appliances			0.41							
104	Refrigerator	"		0.35	7,799.36	7,900.00	8,400.00	8,299.40	8,299.40	8,433.20	8,089.25
105	Electric mitad			0.06	1,148.91	1,148.91	1,148.91	1,166.43	1,149.27	1,174.73	1,148.91
	6.4 Other Household Equipment			1.35							
106	Plastic bucket			1.05	39.19	39.19	39.98	39.98	39.19	39.98	39.98
107	Cooking pan			0.15	55.50	56.47	56.09	55.50	56.47	56.22	59.58
108	Thermos flash (Japan)			0.15	50.00	50.00	50.00	50.00	50.00	50.00	50.00
	6.5 Household operation			1.87							
109	Laundry soaps, local	200 gm.		0.88	2.25	2.25	2.25	2.25	2.25	2.25	2.25
110	Omo-detergent	50 gm.		0.29	3.33	3.33	3.20	3.20	3.20	3.20	3.20
111	Laundry soaps, imported	200 gm.		0.27	2.00	2.00	2.00	2.00	2.00	2.00	2.00
112	Sandle wood			0.23	0.32	0.33	0.33	0.37	0.37	0.37	0.35
113	Incense			0.19	48.44	48.28	50.31	50.99	50.31	65.00	66.63
	6.6 Domestic service			0.34							
114	Salary for servants - Maid	Month		0.24	248.95	248.95	248.95	248.95	248.95	263.31	248.95
115	Daily labourer	Day		0.10	33.24	34.27	35.33	37.53	41.10	42.03	41.10
	VII. MEDICAL CARE and HEALTH EXPENSES			0.64							
	7.1 Pharmaceutical products and herbicides			0.39							
116	Ampicillin 250 mg.	6 capsule		0.20	29.75	29.75	26.56	26.56	30.08	28.73	28.73
117	Cough syrups			0.07	12.63	12.28	13.10	13.87	13.68	13.58	13.38
118	Magnizim oxide			0.06	3.00	3.00	3.00	3.00	3.00	3.00	3.00
119	Tetracicline			0.06	18.59	18.10	18.85	17.55	17.16	18.85	18.85
	7.2 Other medical expenses			0.24							
120	Doctor's fee (private)	Visit		0.12	28.93	28.93	28.93	28.93	28.93	29.10	29.10

Sr. No.	Expenditure Item	Units	Item Code	weight	September	October	November	December	January	February	March
121	Doctor's fee (Government)	"		0.13	8.94	8.94	8.94	8.94	8.94	8.94	8.94
	VIII. TRANSPORT and COMMUNICATION			4.01							
	8.1 Transport			0.28							
122	Fuel	Lt/auto.		0.28	22.70	19.97	19.97	20.89	20.89	20.89	20.89
	8.2 Public transport			2.34							
123	Taxi fare - 2 km. one way per person	rip/person		0.79	2.50	2.50	2.50	2.50	2.50	2.50	2.50
124	Bus fare	rip/person		1.33	0.28	0.28	0.28	0.28	0.28	0.28	0.28
125	Air fare	rip/person		0.22	811.00	811.00	811.00	819.00	819.00	819.00	819.00
	8.3 Communication			1.39							
126	Telephone charges- within town	Period		1.39	0.20	0.20	0.20	0.20	0.20	0.20	0.20
	IX. RECREATION, ENTERTAINMENT and EDUCATION			4.43							
	9.1 Equipment and accessories			2.62							
127	Radio set - phillips 3 band	"		0.55	344.96	379.87	379.87	379.87	390.00	350.00	375.00
128	T.V set			1.07	4,224.93	4,406.17	4,406.17	4,406.17	4,406.17	3,533.02	3,499.05
129	CD-Player			0.29	390.00	390.00	390.00	390.00	390.00	390.00	390.00
130	Tape recorder			0.21	1,249.33	1,249.33	1,283.11	1,474.79	1,283.11	1,374.77	1,374.77
131	Mobile apparatus			0.50	890.00	890.00	890.00	890.00	890.00	890.00	890.00
	9.2 Entertainment and recreation			0.19							
132	Expenses for photography - black & white	6 PCs.		0.10	8.80	8.80	8.80	8.80	8.80	10.00	8.80
133	Cinima ticket			0.09	5.00	5.00	5.00	5.00	5.00	5.00	5.00
	9.3 Reading			0.03							
134	News reading			0.03	2.00	2.00	2.00	2.00	2.00	2.00	2.00

Sr. No.	Expenditure Item	Units	Item Code	weight	September	October	November	December	January	February	March
	9.4 Education			1.59							
135	Exercise books - 50 leaves local	No.		0.22	4.00	4.00	4.00	4.00	4.00	4.00	4.00
136	Ball-point - Bic	No		0.08	2.41	2.58	2.58	2.66	2.66	2.70	2.66
137	School Uniform	No		0.44	226.04	222.67	216.47	208.01	253.03	216.30	229.85
138	Text book			0.10	0.25	0.25	0.25	0.25	0.25	0.25	0.25
139	Titution fee private school			0.75	85.00	85.00	85.00	85.00	85.00	85.00	85.00
	X. PERSONAL CARE and EFFECTS			1.65							
	10.1 Personal care			0.74							
140	Hair dressing - normal without dye- women	person		0.11	19.65	19.65	19.65	19.65	19.65	19.65	21.97
141	Barbery - men's hair cut	Person		0.21	9.09	9.24	8.82	9.37	9.09	10.49	9.37
142	Zenith, hair oil	330 cc		0.09	21.32	21.65	21.15	21.15	20.98	21.99	21.47
143	Perfume			0.12	29.55	31.17	30.62	30.81	33.56	32.02	32.43
144	Toilat saop			0.08	6.35	6.55	7.29	7.29	6.75	7.46	7.20
145	Napkin			0.07	13.15	13.15	14.15	13.99	13.82	14.33	13.99
146	Shoes polish			0.06	2.00	2.00	2.00	2.00	2.08	2.08	2.08
	10.2 Personal effects			0.13							
147	Shavers	"		0.08	84.90	93.22	91.46	93.22	96.55	103.23	96.55
148	Belts			0.05	61.62	68.29	61.62	64.87	64.87	74.89	74.89
	10.3 Jewelry			0.78							
149	Neck lace - 21 karat 6 gm gold - imported	"		0.12	1,380.00	1,380.00	1,380.00	1,380.00	1,380.00	1,380.00	1,380.00
150	Earrings - 18 karat 4 gm gold - local	Pair		0.16	800.00	800.00	800.00	800.00	800.00	800.00	800.00
151	Bracelats			0.15	4,600.00	4,600.00	4,600.00	4,600.00	4,600.00	4,600.00	4,600.00
152	Watches			0.10	350.00	350.00	350.00	350.00	350.00	350.00	350.00
153	Brooches			0.07	76.10	76.10	76.10	76.10	76.10	76.10	76.10
154	Rings			0.18	800.00	800.00	800.00	800.00	800.00	800.00	800.00
	XI. MISCELLANEOUS GOODS			1.66							

Sr. No.	Expenditure Item	Units	Item Code	weight	September	October	November	December	January	February	March
155	Money transfer charge	Once		0.03	13.00	13.00	13.00	13.00	13.00	13.00	13.00
156	Wedding card print			1.07	2.00	2.50	2.50	2.50	2.50	2.50	2.50
157	Coffin			0.38	389.87	344.96	374.17	339.85	374.17	350.00	424.26
158	Photocopy			0.18	0.50	0.50	0.50	0.50	0.50	0.50	0.50

Sr. No.	Expenditure Item	Units	Item Code	weight	April	May	June	July	August	September	October
	GENERAL (All Items)			**100.00**							
	Non-FOOD TOTAL			**51.72**							
	FOOD TOTAL (A+B)			**48.28**							
	A. Food Taken at Home			**45.09**							
	1. Cereals Un-milled			**14.86**							
HARARI CONSUMER PRICE INDEX											
1	'Teff' mixed	Kg.		**1.23**	12.83	13.24	13.46	13.75	14.32	15.33	15.49
2	'Teff' white	"		**3.88**	14.25	14.83	14.92	14.96	15.53	17.08	17.17
3	'Teff' black	"		**2.19**	10.75	11.16	11.12	11.29	12.40	13.87	13.58
4	Wheat white	"		**0.88**	11.46	10.97	10.46	10.16	10.16	9.57	9.73
5	Maize	"		**0.04**	6.08	6.16	6.33	6.75	6.74	6.80	6.91
6	Wheat black	"		**0.74**	8.12	8.12	7.25	7.75	7.75	7.37	7.75
7	Barley white	"		**0.47**	9.83	9.75	9.66	9.91	7.75	9.83	9.75
8	Rice	"		**1.46**	15.66	15.66	15.66	15.66	15.49	15.31	14.97
9	Sorgum	"		**3.97**	7.69	8.01	7.38	8.14	8.21	8.21	8.96
	2. Pulses sub total (2.1+2.2)			**1.58**							
	2.1 Pulses Un-milled			**0.84**							
10	Fungureek milled	"		**0.75**	29.97	29.56	28.65	25.82	26.32	26.31	23.91
11	Soya beans/Kidney beans			**0.09**	30.65	28.65	30.00	29.32	29.32	29.32	28.65
	2.2 Pulses milled			**0.74**							
12	Lentils split	Kg.		**0.22**	26.50	27.16	26.78	26.33	26.32	25.66	19.03
13	Vetch milled	"		**0.10**	19.66	16.33	17.33	18.64	18.64	15.33	15.33
14	Mixed pulses milled	"		**0.14**	21.31	21.31	25.33	25.66	23.33	20.58	15.33
15	Peas split	"		**0.09**	15.98	15.82	15.49	15.31	15.66	14.95	13.98
16	Peas milled			**0.19**	39.32	32.65	40.00	35.36	31.69	32.32	29.66
	3. Pasta, Bread etc. (3.1+3.2)			**5.62**							
	3.1 Pasta and Cereals Products			**0.47**							
17	Macaroni (local without egg)	Kg.		**0.47**	17.49	17.16	17.66	17.39	17.49	17.66	17.59

Sr. No.	Expenditure Item	Units	Item Code	weight	April	May	June	July	August	September	October
	3.2 Bread and other prepared food			5.14							
18	Wheat bread (bakery)	350 gm		2.43	4.12	4.29	4.81	4.75	4.63	4.21	4.42
19	Biscuits	150 gm.		0.12	3.32	3.43	3.75	3.75	3.75	3.43	4.01
20	Injera			2.37	2.53	2.53	2.53	2.53	2.53	2.53	2.53
21	Non bekery(anbash or shelto)			0.22	4.27	5.48	6.33	6.22	6.22	5.29	5.23
	4. Meat			2.64							
22	Beef - 'Shint'	Kg.		2.04	87.26	111.30	112.92	120.00	116.41	109.54	116.41
23	Mutton (Sheep alive 10-15 kg.)	"		0.59	1,096.96	1,007.61	992.10	899.67	899.67	899.67	1,114.95
	5. Milk, Cheese and Egg			2.11							
24	Milk un-pasteurized	Lt.		1.77	12.00	12.63	12.31	12.00	12.00	13.66	14.73
25	Eggs	Dozen		0.18	25.46	26.37	27.36	28.96	28.96	30.68	30.28
26	Milk powdered	Lt.		0.16	73.13	73.13	73.13	73.13	73.13	73.13	73.13
	6. Oils and Fats			2.74							
27	Edible oil (local)	Lt.		0.15	50.00	45.00	45.00	45.00	45.00	45.00	45.00
28	Butter unrefined	Kg.		0.16	145.95	138.64	154.92	151.95	153.92	153.92	135.61
29	Edible oil (Imported)	Lt.		2.43	37.49	30.88	30.88	24.16	24.16	24.55	23.89
	7. Vegetables and Fruits (7.1+7.2)			2.29							
	7.1 Vegetables			2.00							
30	Onions	Kg.		1.15	11.00	11.15	12.49	11.99	12.66	14.83	13.08
31	Ethiopian kale	"		0.07	3.99	3.06	5.10	2.12	2.91	2.55	5.83
32	Tomato	"		0.54	10.64	11.00	7.65	9.65	9.65	14.66	8.65
33	Pepper green	"		0.05	31.67	26.70	25.77	23.10	20.68	17.20	14.68
34	Garlic	"		0.15	35.65	34.15	36.59	36.00	40.27	32.40	30.78
35	Cabbage			0.04	6.66	6.48	7.48	6.80	6.98	7.32	6.13
	7.2 Fruits			0.30							
36	Orange	Kg.		0.08	15.16	16.69	12.98	19.65	17.02	14.66	13.22

Sr. No.	Expenditure Item	Units	Item Code	weight	April	May	June	July	August	September	October
37	Banana	"		0.08	10.97	11.31	11.28	11.47	12.46	13.31	10.32
38	Mango			0.14	10.95	11.96	10.29	11.96	11.25	11.25	11.25
	8. Spices			0.87							
39	Pepper whole	"		0.72	45.33	42.83	43.89	37.96	40.22	38.14	35.63
40	Chilies	"		0.10	68.81	68.81	75.93	85.71	92.33	64.87	61.92
	Black cumin			0.05	49.49	52.66	53.04	39.02	40.69	37.76	41.20
	9. Potatoes, Other Tubers and Stems			0.72							
41	Potato	Kg.		0.72	7.91	7.81	7.16	6.32	5.62	5.15	4.47
	10. Coffee and Tea Leaves			9.07							
42	Coffee beans	Kg.		0.58	109.07	113.27	119.15	121.64	122.47	99.22	119.15
43	Tea leaves	100 gm.		0.24	5.59	6.22	7.39	9.89	10.29	10.99	11.71
44	'Chat'	Kg.		8.26	75.30	75.30	57.98	57.98	55.05	42.01	36.39
	11. Other food items			1.89							
45	Sugar - unpacked	Kg.		1.63	7.00	7.00	7.00	7.00	7.00	7.00	7.00
46	Salt - unpacked non iodized	"		0.26	4.16	4.32	4.83	4.73	4.64	4.47	4.47
	12. Milling Charges			0.70							
47	Cereals	100 kg.		0.70	29.86	30.64	28.10	32.40	34.11	35.95	28.83
	B. Food Taken Away From Home			3.19							
48	Meal (Hotel food - non fasting 'key wet' - ye	ingle Meal		1.77	17.27	19.72	21.54	23.92	23.21	24.59	23.11
49	Cup of tea	No.		0.17	2.14	2.14	2.45	2.80	2.29	2.14	2.29
50	Tib's sheep			0.88	25.77	33.59	32.40	33.25	33.25	36.92	34.82
51	Cup of coffee			0.20	4.75	4.75	5.12	4.97	4.82	4.97	5.00
52	Cup of milk (with tea or coffee)			0.17	4.64	4.64	5.00	5.00	5.00	5.15	5.15
	BEVERAGE and CIGARETTES			4.78							

Sr. No.	Expenditure Item	Units	Item Code	weight	April	May	June	July	August	September	October
	II. BEVERAGES			2.70							
	2.1 Non-alcoholic			0.89							
53	Coca Cola, Fanta	300 cc.		0.39	7.00	7.16	7.32	6.82	6.82	7.48	7.65
54	Minirel water (Ambo, Babile)			0.45	6.15	5.79	6.32	6.00	6.00	6.00	6.73
55	Pepsi family			0.05	7.00	7.16	7.32	6.82	6.82	7.32	7.65
	2.2 Alcoholic			1.81							
56	'Tela'	Lt.		0.97	3.32	3.53	3.53	3.53	3.64	3.72	3.44
57	Beer - Harar	330 ml.		0.84	8.58	8.58	8.75	8.66	8.83	8.83	9.00
	III. CIGARETTES and TOBACCO			2.08							
58	Rothmans	20 Pcs		1.30	28.53	30.52	31.94	31.94	31.93	31.18	33.25
59	Marboro	20 Pcs		0.78	32.40	35.00	30.00	30.00	30.00	28.00	32.40
	IV. CLOTHING and FOOTWEAR			11.07							
	4.1 Clothing			6.76							
	4.1.1 Cloths			0.84							
60	Hisifi	Meter		0.26	80.00	80.00	76.63	78.30	78.30	74.89	74.89
61	Diria			0.43	21.10	21.10	21.77	21.94	21.67	21.67	22.48
62	Polister			0.05	27.84	27.84	27.84	27.84	27.84	27.84	27.84
63	Abujadid			0.10	25.00	30.65	32.00	33.99	33.99	33.99	33.31
	4.1.2 Ready made for adults			3.89							
64	Jeans trousers	Pair		1.39	339.90	336.43	339.90	339.90	339.90	353.12	409.67
65	'Kemis' and 'Netela' - medium quality	"		0.19	466.08	426.17	382.59	459.89	472.89	566.19	576.30
66	Shirts (long sleeved - imported)	"		0.75	196.61	191.48	219.85	219.85	219.85	216.30	219.85
67	Sweater (Italy/imported)	"		0.29	**239.79**	**239.79**	**239.79**	**239.79**	**127.48**	**127.48**	**127.48**
68	Jogging suit	"		0.36	269.88	249.87	332.89	339.90	339.90	349.62	396.47

Sr. No.	Expenditure Item	Units	Item Code	weight	April	May	June	July	August	September	October
69	Makermia			0.46	73.29	76.63	74.89	81.63	81.63	76.63	76.63
	Under wear			0.25	19.31	19.31	19.31	19.31	19.31	19.31	19.31
	Leather jacket			0.20	1,449.14	1,596.87	1,800.00	1,923.54	1,923.54	1,800.00	1,750.00
	4.1.3 Ready made for children			0.87							
70	Jeans trousers	No.		0.39	133.25	133.25	133.25	133.25	133.25	133.25	133.25
71	Dress other than national	"		0.17	329.60	266.37	312.32	339.90	339.90	326.43	329.60
72	Baby cloths(complete)			0.16	78.30	84.90	78.30	78.30	77.46	82.46	81.63
73	T-shirt			0.15	129.74	126.03	**126.23**	**128.66**	**134.91**	**111.03**	**114.89**
	4.1.4 Cost of tailoring			1.17							
74	Adult - Woolen suit	No.		0.19	482.74	482.74	566.19	566.19	566.19	616.22	632.89
75	cost of tailoring and repairing -children			0.97	53.33	53.33	53.33	53.33	53.33	53.33	53.33
	4.2 Footwear and Repairs			4.31							
76	Shoes Canvas (Addis Ababa)	"		2.18	45.00	45.00	45.00	45.00	45.00	45.00	45.00
77	Repairs	"		0.11	45.00	50.00	58.28	66.49	50.00	50.00	53.13
78	Shoes,leather(imported)			0.71	138.31	138.31	138.31	138.31	138.31	138.31	138.31
79	Shoes,leather(local)			0.55	159.79	152.83	139.76	139.76	139.76	139.76	159.79
80	Shoes,plastics(local)			0.20	15.30	15.15	15.33	14.83	15.00	14.99	17.02
81	Walking shoes-non-leather (imported)			0.31	299.55	249.87	299.55	263.04	263.04	253.03	296.40
82	Silpper plastic			0.24	22.33	23.62	24.32	25.93	24.98	24.77	28.81
				0.24							
	V. HOUSE RENT, CONSTRUCTION			17.02							
	MATERIALS, WATER, FUEL and POWER										
	5.1 House rent			5.72							
83	Rent (owner occupied house)	Month		5.72	**170.48**	**170.48**	**170.48**	**170.48**	**170.48**	**170.48**	**170.48**
	5.2 Construction Materials			2.69							
84	Corrugated iron sheets 32 gauge local	No.		0.09	121.00	131.00	128.30	128.30	128.30	128.30	128.30

Sr. No.	Expenditure Item	Units	Item Code	weight	April	May	June	July	August	September	October
85	Cement	50 kg		2.14	123.31	144.97	126.90	128.31	131.61	123.31	111.64
86	Lime	kg.		0.28	4.39	4.39	4.00	4.21	4.47	3.93	4.28
87	Tiles (plastic)	ubic meter		0.05	55.00	55.00	55.00	55.00	55.00	55.00	55.00
88	Stone	ubic meter		0.13	72.00	72.00	72.00	72.00	72.00	72.00	72.00
	5.3 Water charge			0.48							
89	Water Charge	ubic meter		0.48	**17.08**	**17.08**	**17.08**	**17.08**	**17.08**	**17.08**	**17.08**
	5.4 Fuel and Power			8.13							
90	Electricity	k.w.		1.82	0.27	0.27	0.27	0.27	0.27	0.27	0.27
91	Kerosene	Lt.		2.23	13.51	13.51	13.51	13.40	13.40	13.41	13.41
92	`	ubic meter		3.51	**263.11**	**308.13**	**308.13**	**421.16**	**528.22**	**434.26**	**466.11**
93	Charcoal	kg.		0.42	5.45	5.42	5.71	5.84	6.24	5.41	7.97
94	Matches	Box		0.05	0.50	0.50	0.50	0.50	0.50	0.50	0.50
95	Butane gas	kg.		0.09	578.13	565.10	565.10	578.13	578.13	578.13	578.13
	VI. FURNITURE, FURNISHINGS										
	HOUSEHOLD EQUIPMENT and OPERATIONS			6.47							
	6.1 Furniture, fixtures			1.24							
96	Sofa set			0.51	10,526.45	9,931.00	10,824.67	12,390.42	13,124.36	12,223.69	12,006.24
97	Beds			0.48	2,555.30	2,369.88	2,812.87	2,864.53	2,911.92	2,863.46	2,852.88
98	Cupboards			0.24	3,088.65	3,267.40	3,189.80	3,631.21	3,452.46	3,174.22	3,320.62
	6.2 Furnishings and repairs			1.27							
99	Mattress Addis Ababa foam 120 cm	"		0.19	849.84	849.84	879.85	886.58	886.58	873.24	864.84
100	Curtains			0.33	63.29	61.62	71.63	67.64	67.64	71.63	71.63
101	Towels			0.19	24.00	24.00	24.00	24.00	24.00	24.00	24.00
102	Blanket			0.17	213.28	219.85	213.28	238.25	238.25	219.77	229.85
103	Bed sheets			0.39	96.64	96.64	96.64	96.64	96.64	96.64	96.64

Sr. No.	Expenditure Item	Units	Item Code	weight	April	May	June	July	August	September	October
	6.3 Heating and Cooking appliances			0.41							
104	Refrigerator	"		0.35	7,170.36	8,499.41	8,499.41	6,548.28	6,548.28	6,724.58	7,124.36
105	Electric mitad			0.06	1,166.43	1,197.22	1,183.10	1,149.27	1,149.27	1,215.09	1,183.10
	6.4 Other Household Equipment			1.35							
106	Plastic bucket			1.05	40.31	39.98	42.33	41.82	42.96	44.45	47.08
107	Cooking pan			0.15	55.41	58.79	56.54	59.59	60.39	60.16	67.45
108	Thermos flash (Japan)			0.15	50.00	50.00	50.00	50.00	50.00	50.00	50.00
	6.5 Household operation			1.87							
109	Laundry soaps, local	200 gm.		0.88	2.25	2.25	2.25	2.25	2.25	2.25	2.25
110	Omo-detergent	50 gm.		0.29	3.59	3.59	3.95	3.53	3.53	4.17	4.03
111	Laundry soaps, imported	200 gm.		0.27	2.00	2.00	2.00	2.00	2.00	2.00	2.00
112	Sandle wood			0.23	0.36	0.36	0.43	0.43	0.43	0.50	0.46
113	Incense			0.19	68.29	63.29	60.00	63.29	63.29	63.29	61.62
	6.6 Domestic service			0.34							
114	Salary for servants - Maid	Month		0.24	258.38	273.29	298.31	289.66	287.69	309.39	300.00
115	Daily labourer	Day		0.10	44.81	43.94	51.54	53.13	53.13	54.77	50.97
	VII. MEDICAL CARE and HEALTH EXPENSES			0.64							
	7.1 Pharmaceutical products and herbicides			0.39							
116	Ampicillin 250 mg.	6 capsule		0.20	28.73	27.03	25.67	26.53	24.55	29.75	30.67
117	Cough syrups			0.07	13.11	13.83	13.06	14.68	14.00	17.65	19.31
118	Magnizim oxide			0.06	3.25	3.25	3.00	3.21	3.43	3.00	4.50
119	Tetracicline			0.06	18.85	18.85	16.80	19.90	17.46	16.72	16.80
	7.2 Other medical expenses			0.24							
120	Doctor's fee (private)	Visit		0.12	28.93	28.93	28.93	28.93	28.66	28.93	28.23

Sr. No.	Expenditure Item	Units	Item Code	weight	April	May	June	July	August	September	October
121	Doctor's fee (Government)	"		0.13	8.94	8.94	8.94	8.94	8.94	8.94	8.94
	VIII. TRANSPORT and COMMUNICATION			4.01							
	8.1 Transport			0.28							
122	Fuel	Lt/auto.		0.28	20.89	20.89	20.89	18.76	16.52	18.76	18.76
	8.2 Public transport			2.34							
123	Taxi fare - 2 km. one way per person	rip/person		0.79	2.50	2.50	2.50	2.50	2.50	2.50	2.50
124	Bus fare	rip/person		1.33	0.28	0.28	0.28	0.28	0.28	0.28	0.28
125	Air fare	rip/person		0.22	1,114.00	1,114.00	1,114.00	1,114.00	1,114.00	1,031.00	1,034.00
	8.3 Communication			1.39							
126	Telephone charges- within town	Period		1.39	0.20	0.20	0.20	0.20	0.20	0.20	0.20
	IX. RECREATION, ENTERTAINMENT and EDUCATION			4.43							
	9.1 Equipment and accessories			2.62							
127	Radio set - phillips 3 band	"		0.55	380.00	389.87	382.49	384.97	384.97	384.97	419.88
128	T.V set			1.07	3,466.34	3,496.19	3,483.25	3,516.59	3,516.59	3,449.76	3,382.76
129	CD-Player			0.29	390.00	390.00	390.00	390.00	390.00	390.00	390.00
130	Tape recorder			0.21	1,483.14	1,474.79	1,324.76	1,474.79	1,474.79	1,549.19	1,524.80
131	Mobile apparatus			0.50	890.00	890.00	890.00	890.00	890.00	890.00	890.00
	9.2 Entertainment and recreation			0.19							
132	Expenses for photography - black & white	6 PCs.		0.10	9.46	9.46	10.00	10.00	10.00	10.00	10.00
133	Cinima ticket			0.09	5.00	5.00	5.00	5.00	5.00	5.00	5.00
	9.3 Reading			0.03							
134	News reading			0.03	2.00	2.00	2.00	2.00	2.00	2.00	2.00

Sr. No.	Expenditure Item	Units	Item Code	weight	April	May	June	July	August	September	October
	9.4 Education			1.59							
135	Exercise books - 50 leaves local	No.		0.22	4.00	4.00	4.00	4.00	4.00	4.00	4.00
136	Ball-point - Bic	No		0.08	2.74	2.66	3.08	3.24	3.24	3.32	3.16
137	School Uniform	No		0.44	236.33	222.99	216.30	246.62	246.62	239.86	251.32
138	Text book			0.10	0.25	0.25	0.25	0.25	0.25	0.25	0.25
139	Titution fee private school			0.75	85.00	85.00	85.00	85.00	85.00	85.00	85.00
	X. PERSONAL CARE and EFFECTS			1.65							
	10.1 Personal care			0.74							
140	Hair dressing - normal without dye- women	person		0.11	19.65	19.65	22.36	20.00	19.06	25.00	25.00
141	Barbery - men's hair cut	Person		0.21	9.09	8.55	10.63	10.95	10.63	10.95	10.31
142	Zenith, hair oil	330 cc		0.09	21.49	21.82	21.81	21.82	22.16	22.16	21.49
143	Perfume			0.12	32.14	33.27	34.26	35.53	34.59	42.43	40.98
144	Toilat saop			0.08	7.20	7.29	7.78	8.06	7.88	8.71	7.88
145	Napkin			0.07	14.15	14.83	14.82	14.99	14.99	14.66	15.27
146	Shoes polish			0.06	2.00	2.00	2.00	2.29	2.45	2.29	2.45
	10.2 Personal effects			0.13							
147	Shavers	"		0.08	96.55	96.55	96.55	96.55	96.55	96.55	101.64
148	Belts			0.05	78.30	81.63	81.63	88.30	88.30	94.91	91.46
	10.3 Jewelry			0.78							
149	Neck lace - 21 karat 6 gm gold - imported	"		0.12	1,380.00	1,380.00	1,380.00	1,380.00	1,380.00	1,380.00	1,380.00
150	Earrings - 18 karat 4 gm gold - local	Pair		0.16	800.00	800.00	800.00	800.00	800.00	800.00	800.00
151	Bracelats			0.15	4,600.00	4,600.00	4,600.00	4,600.00	4,600.00	4,600.00	4,600.00
152	Watches			0.10	350.00	350.00	350.00	350.00	350.00	350.00	350.00
153	Brooches			0.07	76.10	76.10	76.10	76.10	76.10	76.10	76.10
154	Rings			0.18	800.00	800.00	800.00	800.00	800.00	800.00	800.00
	XI. MISCELLANEOUS GOODS			1.66							

Sr. No.	Expenditure Item	Units	Item Code	weight	April	May	June	July	August	September	October
155	Money transfer charge	Once		0.03	13.00	13.00	13.00	13.00	13.00	13.00	13.00
156	Wedding card print			1.07	2.50	2.50	2.50	2.50	2.50	2.50	2.50
157	Coffin			0.38	324.04	374.17	374.17	524.40	524.40	624.50	624.50
158	Photocopy			0.18	0.91	0.83	0.74	0.74	0.64	0.72	0.67

Sr. No.	Expenditure Item	Units	Item Code	weight	November	December	January	February	Diff
	GENERAL (All Items)			**100.00**					
	Non-FOOD TOTAL			**51.72**					
	FOOD TOTAL (A+B)			**48.28**					
	A. Food Taken at Home			**45.09**					
	1. Cereals Un-milled			**14.86**					
HARARI CONSUMER PRICE INDEX									
1	'Teff' mixed	Kg.		**1.23**	15.39	15.40	15.23	15.25	0.01
2	'Teff' white	"		**3.88**	16.82	16.58	16.41	16.75	0.34
3	'Teff' black	"		**2.19**	13.79	13.49	13.07	12.49	-0.58
4	Wheat white	"		**0.88**	9.72	9.97	9.40	10.42	1.03
5	Maize	"		**0.04**	6.75	6.65	6.66	6.66	0.00
6	Wheat black	"		**0.74**	7.65	7.32	7.49	7.49	0.00
7	Barley white	"		**0.47**	9.49	9.57	9.41	9.32	-0.08
8	Rice	"		**1.46**	14.98	15.15	15.15	14.64	-0.52
9	Sorgum	"		**3.97**	9.52	9.22	9.09	8.86	-0.23
									0.00
	2. Pulses sub total (2.1+2.2)			**1.58**					0.00
									0.00
	2.1 Pulses Un-milled			**0.84**					0.00
									0.00
10	Fungureek milled	"		**0.75**	21.59	21.17	23.32	20.92	-2.40
11	Soya beans/Kidney beans			**0.09**	29.32	29.32	26.96	26.96	0.00
									0.00
	2.2 Pulses milled			**0.74**					0.00
									0.00
12	Lentils split	Kg.		**0.22**	24.75	25.48	25.32	24.99	-0.33
13	Vetch milled	"		**0.10**	19.49	14.33	14.33	14.33	0.00
14	Mixed pulses milled	"		**0.14**	18.38	18.38	13.33	14.33	1.00
15	Peas split	"		**0.09**	14.33	13.35	13.07	16.15	3.08
16	Peas milled			**0.19**	35.00	31.61	30.78	30.78	0.00
									0.00
	3. Pasta, Bread etc. (3.1+3.2)			**5.62**					0.00
									0.00
	3.1 Pasta and Cereals Products			**0.47**					0.00
									0.00
17	Macaroni (local without egg)	Kg.		**0.47**	17.65	17.33	17.15	17.32	0.16
									0.00

Sr. No.	Expenditure Item	Units	Item Code	weight	November	December	January	February	Diff
	3.2 Bread and other prepared food			5.14					0.00
									0.00
18	Wheat bread (bakery)	350 gm		2.43	3.79	4.13	3.93	4.13	0.21
19	Biscuits	150 gm.		0.12	4.21	4.21	4.22	4.12	-0.11
20	Injera			2.37	2.53	2.53	2.53	2.53	0.00
21	Non bekery(anbash or shelto)			0.22	3.20	3.30	3.13	3.15	0.02
									0.00
	4. Meat			2.64					0.00
									0.00
22	Beef - 'Shint'	Kg.		2.04	116.41	115.70	111.56	111.56	0.00
23	Mutton (Sheep alive 10-15 kg.)	"		0.59	1,045.70	999.17	1,597.91	1,315.21	-282.71
									0.00
	5. Milk, Cheese and Egg			2.11					0.00
									0.00
24	Milk un-pasteurized	Lt.		1.77	13.59	13.35	14.11	14.08	-0.03
25	Eggs	Dozen		0.18	29.78	27.42	28.77	29.80	1.03
26	Milk powdered	Lt.		0.16	73.13	73.13	73.13	73.13	0.00
									0.00
	6. Oils and Fats			2.74					0.00
									0.00
27	Edible oil (local)	Lt.		0.15	35.00	35.00	35.00	35.00	0.00
28	Butter unrefined	Kg.		0.16	156.59	136.87	139.15	137.43	-1.72
29	Edible oil (Imported)	Lt.		2.43	26.59	23.28	23.50	23.50	0.00
									0.00
	7. Vegetables and Fruits (7.1+7.2)			2.29					0.00
									0.00
	7.1 Vegetables			2.00					0.00
									0.00
30	Onions	Kg.		1.15	12.66	11.83	10.80	7.30	-3.50
31	Ethiopian kale	"		0.07	5.88	6.36	4.16	4.14	-0.02
32	Tomato	"		0.54	11.15	10.00	10.00	8.32	-1.68
33	Pepper green	"		0.05	22.05	18.73	23.21	25.93	2.72
34	Garlic	"		0.15	25.77	23.75	20.76	20.76	0.00
35	Cabbage			0.04	7.32	7.63	7.59	6.65	-0.94
									0.00
	7.2 Fruits			0.30					0.00
									0.00
36	Orange	Kg.		0.08	12.77	14.66	17.31	17.66	0.35

Sr. No.	Expenditure Item	Units	Item Code	weight	November	December	January	February	Diff
37	Banana	"		0.08	12.44	12.76	11.49	11.15	-0.34
38	Mango			0.14	11.25	11.25	12.32	10.63	-1.70
									0.00
	8. Spices			0.87					0.00
									0.00
39	Pepper whole	"		0.72	36.46	34.68	33.91	32.75	-1.15
40	Chilies	"		0.10	58.54	64.20	63.69	59.57	-4.12
	Black cumin			0.05	39.84	41.20	40.00	40.00	0.00
									0.00
	9. Potatoes, Other Tubers and Stems			0.72					0.00
									0.00
41	Potato	Kg.		0.72	5.48	5.82	5.15	6.05	0.90
									0.00
	10. Coffee and Tea Leaves			9.07					0.00
									0.00
42	Coffee beans	Kg.		0.58	123.24	117.37	114.08	113.27	-0.81
43	Tea leaves	100 gm.		0.24	11.23	11.43	11.23	10.96	-0.27
44	'Chat'	Kg.		8.26	45.25	58.14	67.23	70.27	3.04
									0.00
	11. Other food items			1.89					0.00
									0.00
45	Sugar - unpacked	Kg.		1.63	7.00	7.00	7.00	7.00	0.00
46	Salt - unpacked non iodized	"		0.26	4.47	4.39	4.47	4.64	0.17
									0.00
	12. Milling Charges			0.70					0.00
									0.00
47	Cereals	100 kg.		0.70	30.64	31.18	30.64	29.72	-0.92
									0.00
	B. Food Taken Away From Home			3.19					0.00
									0.00
48	Meal (Hotel food - non fasting 'key wet' - ye	ingle Meal		1.77	20.00	24.96	21.98	21.98	0.00
49	Cup of tea	No.		0.17	2.54	2.22	2.14	2.14	0.00
50	Tib's sheep			0.88	33.68	34.86	37.02	33.25	-3.77
51	Cup of coffee			0.20	4.82	5.00	5.00	4.82	-0.18
52	Cup of milk (with tea or coffee)			0.17	5.00	5.00	5.00	5.00	0.00
									0.00
	BEVERAGE and CIGARETTES			4.78					0.00

Sr. No.	Expenditure Item	Units	Item Code	weight	November	December	January	February	Diff
									0.00
	II. BEVERAGES			**2.70**					0.00
									0.00
	2.1 Non-alcoholic			**0.89**					0.00
									0.00
53	Coca Cola, Fanta	300 cc.		**0.39**	6.98	7.82	6.80	7.82	1.02
54	Minirel water (Ambo, Babile)			**0.45**	5.00	6.15	6.13	7.44	1.32
55	Pepsi family			**0.05**	7.13	7.82	6.98	7.82	0.85
									0.00
	2.2 Alcoholic			**1.81**					0.00
									0.00
56	'Tela'	Lt.		**0.97**	3.44	3.44	3.44	3.44	0.00
57	Beer - Harar	330 ml.		**0.84**	8.98	9.91	9.83	9.83	0.00
									0.00
	III. CIGARETTES and TOBACCO			**2.08**					0.00
									0.00
58	Rothmans	20 Pcs		**1.30**	29.32	28.98	26.57	25.00	-1.57
59	Marboro	20 Pcs		**0.78**	28.00	28.00	28.00	30.00	2.00
									0.00
	IV. CLOTHING and FOOTWEAR			**11.07**					0.00
									0.00
	4.1 Clothing			**6.76**					0.00
									0.00
	4.1.1 Cloths			**0.84**					0.00
									0.00
60	Hisifi	Meter		**0.26**	80.00	77.46	77.46	77.46	0.00
61	Diria			**0.43**	22.04	21.67	21.94	21.99	0.05
62	Polister			**0.05**	27.84	27.84	27.84	27.84	0.00
63	Abujadid			**0.10**	32.40	29.32	29.32	29.32	0.00
									0.00
	4.1.2 Ready made for adults			**3.89**					0.00
									0.00
64	Jeans trousers	Pair		**1.39**	376.10	419.92	419.92	449.70	29.78
65	'Kemis' and 'Netela' - medium quality	"		**0.19**	574.46	574.46	574.46	669.70	95.25
66	Shirts (long sleeved - imported)	"		**0.75**	219.85	219.85	209.84	226.32	16.48
67	Sweater (Italy/imported)	"		**0.29**	**127.48**	**127.48**	**127.48**	**127.48**	0.00
68	Jogging suit	"		**0.36**	326.01	326.01	353.12	356.27	3.15

Sr. No.	Expenditure Item	Units	Item Code	weight	November	December	January	February	Diff
69	Makermia			0.46	97.47	97.47	97.47	97.47	0.00
	Under wear			0.25	19.31	19.31	19.31	19.31	0.00
	Leather jacket			0.20	1,750.00	1,800.00	1,649.24	1,649.24	0.00
									0.00
	4.1.3 Ready made for children			0.87					0.00
									0.00
70	Jeans trousers	No.		0.39	133.25	133.25	133.25	133.25	0.00
71	Dress other than national	"		0.17	299.89	353.12	304.92	349.62	44.70
72	Baby cloths(complete)			0.16	74.89	73.87	76.36	81.58	5.22
73	T-shirt			0.15	**103.44**	**139.76**	**136.58**	**149.78**	13.19
									0.00
	4.1.4 Cost of tailoring			1.17					0.00
									0.00
74	Adult - Woolen suit	No.		0.19	632.89	616.22	650.00	632.89	-17.11
75	cost of tailoring and repairing -children			0.97	53.33	53.33	53.33	53.33	0.00
									0.00
	4.2 Footwear and Repairs			4.31					0.00
									0.00
76	Shoes Canvas (Addis Ababa)	"		2.18	45.00	45.00	45.00	45.00	0.00
77	Repairs	"		0.11	56.46	62.81	62.10	62.52	0.43
78	Shoes,leather(imported)			0.71	138.31	138.31	138.31	138.31	0.00
79	Shoes,leather(local)			0.55	171.55	172.89	178.22	154.92	-23.30
80	Shoes,plastics(local)			0.20	13.33	15.00	17.18	17.02	-0.16
81	Walking shoes-non-leather (imported)			0.31	332.49	289.89	330.00	336.43	6.43
82	Silpper plastic			0.24	24.97	25.45	26.98	27.64	0.66
				0.24					0.00
	V. HOUSE RENT, CONSTRUCTION			17.02					0.00
	MATERIALS, WATER, FUEL and POWER								0.00
									0.00
	5.1 House rent			5.72					0.00
									0.00
83	Rent (owner occupied house)	Month		5.72	**170.48**	**170.48**	**170.48**	**170.48**	0.00
									0.00
	5.2 Construction Materials			2.69					0.00
									0.00
84	Corrugated iron sheets 32 gauge local	No.		0.09	128.31	120.00	119.15	104.15	-15.00

Sr. No.	Expenditure Item	Units	Item Code	weight	November	December	January	February	Diff
85	Cement	50 kg		2.14	111.47	105.16	99.33	114.27	14.94
86	Lime	kg.		0.28	4.32	4.83	4.61	4.47	-0.14
87	Tiles (plastic)	ubic meter		0.05	55.00	55.00	55.00	55.00	0.00
88	Stone	ubic meter		0.13	72.00	72.00	72.00	72.00	0.00
									0.00
	5.3 Water charge			0.48					0.00
									0.00
89	Water Charge	ubic meter		0.48	**17.08**	**17.08**	**17.08**	**17.08**	0.00
									0.00
	5.4 Fuel and Power			8.13					0.00
									0.00
90	Electricity	k.w.		1.82	0.27	0.27	0.27	0.27	0.00
91	Kerosene	Lt.		2.23	13.40	13.40	13.40	13.40	0.00
92	`	ubic meter		3.51	**429.61**	**477.24**	**522.22**	**555.91**	33.69
93	Charcoal	kg.		0.42	7.97	6.72	7.80	7.02	-0.78
94	Matches	Box		0.05	0.50	0.50	0.50	0.50	0.00
95	Butane gas	kg.		0.09	645.83	645.83	645.83	645.83	0.00
									0.00
	VI. FURNITURE, FURNISHINGS								0.00
	HOUSEHOLD EQUIPMENT and OPERATIONS			6.47					0.00
									0.00
	6.1 Furniture, fixtures			1.24					0.00
96	Sofa set			0.51	12,307.14	11,279.32	11,522.22	11,659.38	137.17
97	Beds			0.48	3,134.44	2,801.88	3,146.28	2,692.67	-453.61
98	Cupboards			0.24	3,332.98	3,676.22	3,320.62	3,520.90	200.28
									0.00
	6.2 Furnishings and repairs			1.27					0.00
									0.00
99	Mattress Addis Ababa foam 120 cm	"		0.19	861.66	833.37	933.25	976.45	43.20
100	Curtains			0.33	73.29	73.29	73.29	73.29	0.00
101	Towels			0.19	24.00	24.00	24.00	24.00	0.00
102	Blanket			0.17	209.84	223.28	214.94	206.28	-8.66
103	Bed sheets			0.39	96.64	96.64	96.64	96.64	0.00
									0.00

Sr. No.	Expenditure Item	Units	Item Code	weight	November	December	January	February	Diff
	6.3 Heating and Cooking appliances			0.41					0.00
									0.00
104	Refrigerator	"		0.35	7,399.66	7,699.35	7,649.84	7,649.84	0.00
105	Electric mitad			0.06	1,292.66	1,232.45	1,232.45	1,232.45	0.00
									0.00
	6.4 Other Household Equipment			1.35					0.00
									0.00
106	Plastic bucket			1.05	46.13	46.54	44.93	43.64	-1.29
107	Cooking pan			0.15	62.79	57.72	55.51	56.25	0.75
108	Thermos flash (Japan)			0.15	50.00	50.00	50.00	50.00	0.00
									0.00
	6.5 Household operation			1.87					0.00
									0.00
109	Laundry soaps, local	200 gm.		0.88	2.25	2.25	2.25	2.25	0.00
110	Omo-detergent	50 gm.		0.29	4.17	4.17	4.17	4.43	0.26
111	Laundry soaps, imported	200 gm.		0.27	2.00	2.00	2.00	2.00	0.00
112	Sandle wood			0.23	0.46	0.50	0.51	0.48	-0.03
113	Incense			0.19	68.29	68.29	63.29	66.63	3.34
									0.00
	6.6 Domestic service			0.34					0.00
									0.00
114	Salary for servants - Maid	Month		0.24	305.31	364.68	315.82	338.79	22.97
115	Daily labourer	Day		0.10	50.65	52.21	51.61	54.77	3.16
									0.00
	VII. MEDICAL CARE and HEALTH EXPENSES			0.64					0.00
									0.00
	7.1 Pharmaceutical products and herbicides			0.39					0.00
									0.00
116	Ampicillin 250 mg.	6 capsule		0.20	30.67	29.31	29.67	33.60	3.93
117	Cough syrups			0.07	20.58	18.45	18.55	20.15	1.60
118	Magnizim oxide			0.06	3.83	3.90	3.93	4.63	0.70
119	Tetracicline			0.06	22.40	17.69	19.97	22.40	2.43
									0.00
	7.2 Other medical expenses			0.24					0.00
									0.00
120	Doctor's fee (private)	Visit		0.12	30.78	30.78	30.78	30.78	0.00

Sr. No.	Expenditure Item	Units	Item Code	weight	November	December	January	February	Diff
121	Doctor's fee (Government)	"		0.13	8.94	8.94	8.94	8.94	0.00
									0.00
	VIII. TRANSPORT and COMMUNICATION			4.01					0.00
									0.00
	8.1 Transport			0.28					0.00
									0.00
122	Fuel	Lt/auto.		0.28	18.76	18.76	18.76	18.76	0.00
									0.00
	8.2 Public transport			2.34					0.00
									0.00
123	Taxi fare - 2 km. one way per person	rip/person		0.79	2.50	2.50	2.41	2.41	0.00
124	Bus fare	rip/person		1.33	0.28	0.28	0.28	0.28	0.00
125	Air fare	rip/person		0.22	1,034.00	1,034.00	1,034.00	1,047.00	13.00
									0.00
	8.3 Communication			1.39					0.00
									0.00
126	Telephone charges- within town	Period		1.39	0.20	0.20	0.20	0.20	0.00
									0.00
	IX. RECREATION, ENTERTAINMENT								0.00
	and EDUCATION			4.43					0.00
									0.00
	9.1 Equipment and accessories			2.62					0.00
									0.00
127	Radio set - phillips 3 band	"		0.55	404.97	430.00	374.97	382.43	7.46
128	T.V set			1.07	3,349.75	3,399.75	3,383.25	3,449.76	66.51
129	CD-Player			0.29	390.00	390.00	390.00	390.00	0.00
130	Tape recorder			0.21	1,600.00	1,600.00	1,600.00	1,600.00	0.00
131	Mobile apparatus			0.50	890.00	890.00	890.00	890.00	0.00
									0.00
	9.2 Entertainment and recreation			0.19					0.00
									0.00
132	Expenses for photography - black & white	6 PCs.		0.10	10.00	10.00	10.00	10.00	0.00
133	Cinima ticket			0.09	5.00	5.00	5.00	5.00	0.00
									0.00
	9.3 Reading			0.03					0.00
134	News reading			0.03	2.00	2.00	2.00	2.00	0.00

Sr. No.	Expenditure Item	Units	Item Code	weight	November	December	January	February	Diff
									0.00
	9.4 Education			1.59					0.00
									0.00
135	Exercise books - 50 leaves local	No.		0.22	4.00	4.00	4.00	4.00	0.00
136	Ball-point - Bic	No		0.08	3.16	3.31	3.74	3.48	-0.26
137	School Uniform	No		0.44	252.27	242.36	243.66	257.37	13.70
138	Text book			0.10	0.25	0.25	0.25	0.25	0.00
139	Titution fee private school			0.75	85.00	85.00	85.00	85.00	0.00
									0.00
	X. PERSONAL CARE and EFFECTS			1.65					0.00
									0.00
	10.1 Personal care			0.74					0.00
									0.00
140	Hair dressing - normal without dye- women	person		0.11	23.21	23.21	23.92	23.92	0.00
141	Barbery - men's hair cut	Person		0.21	10.63	10.95	10.63	10.63	0.00
142	Zenith, hair oil	330 cc		0.09	21.46	21.93	21.78	21.64	-0.14
143	Perfume			0.12	37.61	40.90	40.90	40.66	-0.24
144	Toilat saop			0.08	7.68	8.12	8.59	8.59	0.00
145	Napkin			0.07	15.48	16.47	15.47	16.28	0.81
146	Shoes polish			0.06	2.45	2.62	2.62	2.62	0.00
									0.00
	10.2 Personal effects			0.13					0.00
									0.00
147	Shavers	"		0.08	103.23	103.23	96.55	103.23	6.68
148	Belts			0.05	94.91	93.22	93.22	91.46	-1.76
									0.00
	10.3 Jewelry			0.78					0.00
									0.00
149	Neck lace - 21 karat 6 gm gold - imported	"		0.12	1,380.00	1,380.00	1,380.00	1,380.00	0.00
150	Earrings - 18 karat 4 gm gold - local	Pair		0.16	800.00	800.00	800.00	800.00	0.00
151	Bracelats			0.15	4,600.00	4,600.00	4,600.00	4,600.00	0.00
152	Watches			0.10	350.00	350.00	350.00	350.00	0.00
153	Brooches			0.07	76.10	76.10	76.10	76.10	0.00
154	Rings			0.18	800.00	800.00	800.00	800.00	0.00
									0.00
	XI. MISCELLANEOUS GOODS			1.66					0.00
									0.00

Sr. No.	Expenditure Item	Units	Item Code	weight	November	December	January	February	Diff
155	Money transfer charge	Once		0.03	13.00	13.00	13.00	13.00	0.00
156	Wedding card print			1.07	1.94	1.94	1.50	1.86	0.36
157	Coffin			0.38	650.00	650.00	650.00	650.00	0.00
158	Photocopy			0.18	0.67	0.50	0.50	0.53	0.03

Sr. No.	Expenditure Item	Units	Item code	Weight	April	May	June	July	August	September
	GENERAL (All Items)			**100.00**						
	Non-FOOD TOTAL			**40.88**						
	FOOD TOTAL (A+B)			**59.12**						
	A. Food Taken at Home			**55.50**						
	1. Cereals Un-milled			**24.45**						

OROMIA CONSUMER PRICE INDEX

1	'Teff' mixed	Kg.	**2.00**	11.09	11.18	11.53	12.10	12.61	13.49
2	'Teff' white	"	**1.27**	13.33	13.31	13.60	13.74	14.72	15.44
3	'Teff' black	"	**2.13**	9.78	9.75	10.45	10.57	11.49	11.96
4	Wheat white	"	**4.78**	8.70	8.55	8.46	8.22	8.49	8.63
5	Maize	"	**6.50**	5.21	5.24	5.45	5.63	5.79	5.63
6	Wheat black	"	**0.55**	8.00	7.83	7.78	7.37	7.74	7.91
7	Barley black	"	**0.82**	7.49	7.44	7.65	7.45	7.48	7.92
8	Barley white	"	**1.86**	8.36	8.25	8.44	8.28	8.42	8.30
9	Sorgum	"	**4.53**	6.73	6.83	6.63	6.97	7.24	7.36
	2. Pulses sub total (2.1+2.2)		**3.69**						
	2.1 Pulses Un-milled		**1.32**						
10	Chick peas	Kg.	**0.24**	12.72	12.40	12.87	12.53	12.84	12.85
11	Horse beans	"	**0.35**	12.92	13.02	12.80	12.65	11.80	11.73
12	Haricot beans	"	**0.62**	8.73	9.74	8.70	8.86	8.80	8.37
	Peas		**0.10**	14.37	14.41	14.08	13.39	14.35	12.94
	2.2 Pulses milled		**2.37**						
13	Lentils split	Kg.	**0.24**	25.97	26.12	25.97	25.83	26.19	26.09
14	Peas milled	"	**0.40**	28.10	30.16	28.41	28.70	29.31	29.97
15	Vetch milled	"	**0.16**	21.53	19.77	20.88	20.22	20.01	21.18
16	Mixed pulses milled	"	**0.06**	23.46	24.28	23.75	25.09	24.39	24.58
17	Horse beans milled	"	**0.69**	25.32	25.12	25.70	25.09	21.87	21.34
18	Chick peas milled	"	**0.08**	40.08	41.91	36.59	33.25	32.40	30.00
19	horse bean split		**0.42**	20.70	20.57	20.53	19.76	19.95	19.72
20	peas split		**0.14**	18.53	18.12	17.83	17.74	17.12	17.34
21	Fegu greek milled		**0.18**	59.06	58.02	60.34	60.98	60.26	58.79

Sr. No.	*Expenditure Item*	Units	*Item* code	Weight	April	May	June	July	August	September
	3. Pasta, Bread etc. (3.1+3.2)			1.52						
	3.1 Pasta and Cereals Products			0.08						
22	Macaroni (local without egg)	Kg.		0.08	18.00	17.81	17.55	17.42	17.61	17.58
	3.2 Bread and other prepared food			1.44						
23	Wheat bread (bakery)	350 gm		0.43	4.47	4.43	4.43	4.21	4.37	4.40
24	'Injera' - Teff mixed	325 gm		0.69	2.94	3.04	3.08	2.97	3.14	3.20
25	Wheat bread (traditional - Amba	350 gm.		0.27	4.11	3.98	3.16	4.09	3.79	3.93
26	Biscuits			0.05	4.38	4.47	4.66	4.33	4.31	4.31
	4. Meat			2.05						
27	Beef - 'Shint'	Kg.		1.51	75.74	91.99	92.12	90.52	94.99	95.74
28	Chicken (Hen alive indigenous - c	No.		0.14	60.49	51.63	38.92	45.21	47.45	55.05
29	Mutton (Sheep alive 10-15 kg.)	"		0.40	555.73	530.46	506.23	511.76	544.42	631.73
	5. Milk, Cheese and Egg			3.35						
30	Milk un-pasteurized	Lt.		2.53	11.27	11.26	11.49	11.43	11.54	10.64
31	Eggs	Dozen		0.52	24.71	25.33	25.05	24.24	24.17	26.35
32	Cheese cottage	Kg		0.30	19.03	23.35	23.31	19.92	20.36	22.46
	6. Oils and Fats			3.57						
33	Edible oil (local)	Lt.		2.28	38.31	36.87	34.22	35.08	35.76	35.00
34	Butter unrefined	Kg.		1.00	146.81	137.97	134.55	117.77	124.22	124.79
35	Edible oil (Imported)	Lt.		0.28	28.92	29.47	29.30	27.52	29.80	29.16
	7. Vegetables and Fruits (7.1+7.2)			2.64						
	7.1 Vegetables			2.52						
36	Onions	Kg.		0.79	10.04	12.91	12.42	11.52	12.82	15.91
37	Ethiopian kale	"		1.10	5.54	4.92	3.30	2.19	2.70	2.42
38	Tomato	"		0.11	8.80	10.18	9.11	8.79	9.71	13.96
39	Pepper green	"		0.33	16.66	15.15	15.70	16.81	14.76	14.03

Sr. No.	*Expenditure Item*	Units	*Item* code	Weight	April	May	June	July	August	September
40	Garlic	"		0.14	43.67	43.20	45.74	41.22	38.89	28.59
41	Pumpkin	"		0.06	2.41	2.75	2.78	2.49	2.10	2.04
	7.2 Fruits			0.11						
42	Banana	"		0.05	8.94	9.02	8.74	9.64	10.50	11.45
43	mango			0.06	10.78	8.90	9.02	8.96	8.06	9.74
	8. Spices			1.49						
44	Pepper whole	"		1.30	49.19	45.33	43.67	41.12	38.51	38.86
45	Chillies whole	"		0.06	48.81	48.42	48.64	47.85	47.04	50.30
46	black cumin			0.13	48.96	46.06	43.40	40.39	38.43	37.99
	9. Potatoes, Other Tubers and Stems			4.15						
47	Potato	Kg.		1.27	6.75	7.83	6.47	6.03	4.71	4.54
48	'Kocho'	"		2.69	7.20	7.21	7.43	7.55	9.26	7.27
49	sweet potato			0.19	4.18	3.48	3.72	3.73	3.64	3.90
	10. Coffee and Tea Leaves			5.78						
50	Coffee beans	Kg.		2.68	81.32	77.55	75.20	74.40	73.75	71.62
51	Tea leaves	100 gm.		0.12	6.15	6.80	8.27	9.42	10.64	11.27
52	'Chat'	Kg.		2.92	58.68	56.50	49.58	50.82	46.11	48.61
53	buck- thorn leaves			0.05	17.44	15.65	16.62	20.03	21.19	20.98
	11. Other food items			1.33						
54	Sugar - unpacked	Kg.		0.72	16.06	15.57	16.44	15.50	16.47	17.69
55	Salt - unpacked non iodized	"		0.54	4.07	4.16	4.34	4.30	4.39	4.39
56	Honey - non purified - for food , r	"		0.07	64.11	64.57	63.73	62.55	65.05	67.47
	12. Milling Charges			1.50						
57	Cereals	100 kg.		1.41	28.19	26.84	26.88	27.70	27.10	28.22
58	Pulses			0.09	34.10	33.68	33.51	35.34	34.77	34.54
	B. Food Taken Away From Home			3.62						

Sr. No.	*Expenditure Item*	Units	*Item* code	Weight	April	May	June	July	August	September
59	Meal (Hotel food - non fasting 'key	Single Meal		0.75	19.18	20.72	21.03	21.76	21.78	22.11
60	Cup of tea	No.		0.12	1.68	1.75	1.74	1.77	1.74	1.79
61	cup of milk (with tea or coffee)			0.22	3.90	4.06	4.21	4.19	4.22	4.32
62	tibs mutton			0.18	24.32	25.92	27.71	27.78	28.20	28.38
63	fastying meal with out fish			1.45	13.64	13.74	13.56	14.56	14.94	15.13
64	cup of coffee			0.89	3.60	3.66	3.70	3.61	3.68	3.69
	BEVERAGE and CIGARETTES			4.88						
	II. BEVERAGES			4.08						
	2.1 Non-alcoholic			0.36						
65	Coca Cola, Fanta	300 cc.		0.14	7.08	7.01	6.95	6.98	7.01	7.05
66	Miniral water			0.22	6.50	6.69	7.89	6.48	6.70	8.05
	2.2 Alcoholic			3.72						
67	Tela'	Lt.		1.80	3.31	3.43	3.45	3.21	3.33	3.49
68	Katikalla			0.35	28.60	28.83	28.27	29.49	29.25	28.46
69	Beer			1.57	9.91	9.78	9.68	9.91	9.95	9.89
	III. CIGARETTES and TOBACCO			0.80						
70	Nyala	20 PCs.		0.51	9.84	10.08	10.41	10.70	10.09	9.85
71	Rothmans	"		0.29	26.97	28.17	26.95	26.32	28.50	31.78
	IV. CLOTHING and FOOTWEAR			7.94						
	4.1 Clothing			6.70						
	4.1.1 Cloths			0.77						
72	Nylon	Meter		0.10	26.16	28.03	28.79	28.05	29.95	29.10
73	polyster	"		0.23	60.71	61.95	62.79	60.31	63.90	62.31
74	Hisifi	"		0.10	47.97	47.97	47.97	47.97	47.97	47.97
75	kashmir			0.27	56.90	57.96	58.55	59.42	54.63	60.32

Sr. No.	*Expenditure Item*	Units	*Item* code	Weight	April	May	June	July	August	September
76	diria			0.07	30.55	26.06	28.97	29.41	31.33	32.66
	4.1.2 Ready made for adults			4.43						
77	Jeans trousers	Pair		0.62	369.47	377.19	372.70	372.99	387.38	384.79
78	'Netela'			0.25	165.09	176.49	184.48	173.45	179.58	182.13
79	'Gabi'	"		0.22	374.03	393.08	376.21	358.67	369.39	382.48
80	Sweater - A.A. medium quality - ı	No.		0.29	146.97	158.17	149.02	169.45	159.87	170.41
81	Shirts (long sleeved local)	"		0.14	119.56	139.66	155.16	189.87	128.28	138.60
82	Khaki jacket	"		0.61	414.43	400.57	402.61	401.30	420.95	431.46
83	under wear			0.72	37.85	40.15	39.93	42.77	45.12	46.29
84	kemis and natel			0.85	367.70	376.94	351.60	347.76	354.77	371.69
85	joging suit			0.32	335.96	327.35	334.20	352.46	347.67	352.56
86	makramiya			0.33	115.54	131.12	132.98	146.99	117.20	131.68
87	leather jacket			0.07	1,407.97	1,413.17	1,464.68	1,464.60	1,508.44	1,531.82
	4.1.3 Ready made for children			1.28						
88	Jeans trousers	No.		0.22	223.22	230.15	244.22	261.94	235.59	236.26
89	Sweater (Local)	"		0.16	76.85	78.08	80.92	75.71	84.38	77.88
90	Dress other than national	"		0.63	207.97	210.40	227.21	221.43	232.70	225.65
91	baby cloth			0.27	140.81	146.75	146.94	151.75	147.17	152.82
	4.1.4 Cost of tailoring			0.22						
92	Adult - Woolen suit	No.		0.22	518.04	513.69	511.85	512.43	508.97	522.10
	4.2 Footwear and Repairs			1.23						
93	Shoes, leather (Local) - model 20	Pair		0.22	313.22	317.90	345.73	333.08	312.75	307.38
94	Walking shoe Non-leather (synthe	"		0.29	311.36	306.37	309.53	311.21	316.78	320.64
95	shoes leather(imported, Croft)			0.42	471.79	495.89	491.78	516.96	501.93	548.61
96	shoes, plastic			0.30	13.55	13.43	13.69	13.63	13.61	13.58
	V. HOUSE RENT, CONSTRUCTION MATERIALS, WATER, FUEL and POWER			15.85						
	5.1 House rent			6.79						

Sr. No.	Expenditure Item	Units	Item code	Weight	April	May	June	July	August	September
97	Rent (owner occupied house)	Month		6.79	148.44	148.44	167.83	167.83	167.83	167.83
	5.2 Construction Materials			1.50						
98	Cement	50 kg		0.74	139.52	147.49	143.37	136.54	138.13	140.30
99	Wood for house construction	No.		0.51	23.48	23.46	23.92	23.30	21.17	23.06
100	stone			0.17	142.97	151.13	160.82	155.64	156.85	162.91
101	lime			0.08	3.06	3.50	3.00	3.25	2.89	2.94
	5.3 Water charge			0.28						
102	water charge			0.28	3.50	3.50	3.50	3.50	3.50	3.50
	5.4 Fuel and Power			7.28						
103	Electricity	k.w.		0.25	0.27	0.27	0.27	0.27	0.27	0.27
104	Kerosene	Lt.		1.35	14.08	14.12	14.12	14.02	14.00	14.00
105	Firewood	Cubic meter		4.51	178.29	188.28	175.03	185.37	183.34	204.33
106	Charcoal	kg.		1.11	5.35	5.69	5.75	5.33	5.97	6.63
107	Matches	Box		0.05	0.50	0.50	5.75	0.50	0.50	0.50
	VI. FURNITURE, FURNISHINGS HOUSEHOLD EQUIPMENT and OPERATIONS			5.39						
	6.1 Furniture, fixtures			0.85						
108	Bed - Wanza machine made	No.		0.36	2,459.19	2,415.38	2,679.82	2,703.60	2,664.72	2,654.85
109	Tables	"		0.33	701.37	652.25	698.18	678.58	693.57	693.09
110	sofa set			0.09	11,095.99	11,768.43	12,260.94	11,859.99	12,383.99	12,065.03
111	chairs			0.07	351.85	335.76	365.44	356.01	389.67	393.90
	6.2 Furnishings and repairs			1.02						
112	Bed sheet - Kombolcha, pattern	Pair		0.10	282.24	302.14	301.15	310.94	314.07	300.62
113	Bed cover - Kombolcha, pattern	No.		0.07	352.47	353.30	434.84	369.38	379.79	386.56
114	Blanket -Debre Birhan 160cm.x22	"		0.29	271.31	271.06	266.33	276.65	267.19	269.76
115	Mattress Addis Ababa foam 120 (	"		0.20	897.72	883.64	919.78	905.65	900.28	922.31
116	Towel Akaki medium quality	"		0.20	72.19	72.50	73.90	76.58	71.39	70.47
117	curtains			0.16	89.59	90.63	90.68	87.78	93.05	93.65

Sr. No.	*Expenditure Item*	Units	*Item* code	Weight	April	May	June	July	August	September
	6.3 Heating and Cooking appliances			**0.09**						
118	Referigerator			**0.03**	5,472.00	5,494.18	5,530.49	5,625.78	5,947.33	6,051.09
119	Electric mitad - full aluminum	No.		**0.06**	1,192.80	1,190.12	1,194.02	1,218.23	1,212.80	1,188.27
	6.4 Other Household Equipment			**1.08**						
120	Electric bulb - Philips 40/60 watts	No.		**0.18**	10.89	12.69	12.77	12.94	12.98	12.83
121	Plastic bucket			**0.18**	40.08	39.77	39.81	39.64	39.64	39.69
122	Cooking pan			**0.13**	59.09	57.77	58.70	57.33	57.02	52.46
123	Gas stove			**0.13**	130.34	131.26	132.22	132.35	127.66	135.65
124	Mitad earthern			**0.26**	46.08	44.56	45.14	44.48	49.58	49.12
125	tray-nikel			**0.20**	43.95	44.65	43.29	43.50	43.24	44.48
	6.5 Household operation			**1.04**						
126	Laundry soaps, local	200 gm.		**0.79**	6.48	6.31	6.29	6.36	6.07	6.14
127	Incense	kg.		**0.08**	59.49	63.37	6.29	61.19	63.21	64.22
128	Laundry soaps, imported	200 gm.		**0.08**	9.54	9.76	9.50	9.22	9.46	9.09
129	sandal wood			**0.09**		0.51	0.54	0.53	0.52	0.50
	6.6 Domestic service			**1.31**						
130	Salary for servants - Maid	Month		**0.45**	184.13	188.25	187.55	196.68	196.50	199.24
131	Daily labourer	Day		**0.85**	29.77	31.50	31.57	31.43	33.54	32.75
	VII. MEDICAL CARE and HEALTH EXPENSES			**0.61**						
	7.1 Pharmaceutical products and herbicides			**0.34**						
132	Ampicillin 250 mg.	56 capsule		**0.12**	25.27	28.05	28.21	27.12	27.57	28.19
133	penciline			**0.16**	7.16	7.20	7.22	7.17	7.15	7.07
134	cough syrups			**0.06**	14.10	14.97	14.75	15.67	15.77	15.24
	7.2 Other medical expenses			**0.27**						

Sr. No.	Expenditure Item	Units	Item code	Weight	April	May	June	July	August	September
135	Doctor's fee (private)	Visit		0.19	11.76	12.29	11.86	12.69	12.49	12.63
136	Doctor's fee (Government)	"		0.08	4.22	3.88	4.09	3.88	3.88	3.88
	VIII. TRANSPORT and COMMUNICATION			2.10						
	8.1 Transport			0.90						
137	Fuel, motor oil and greases	Lt/auto.		0.90	20.72	20.84	20.87	19.78	19.36	19.41
	8.2 Public transport			1.01						
138	Taxi fare - 2 km. one way per per	Trip/person		0.28	1.68	1.68	1.68	1.73	1.68	1.70
139	Bus fare - one way per person	"		0.46	1.14	1.14	1.14	1.14	1.14	1.14
140	Air fare			0.27	522.00	522.00	522.00	522.00	522.00	522.00
	8.3 Communication			0.18						
141	Telephone charges- within city /p	Period		0.16	0.20	0.20	0.20	0.20	0.20	0.20
142	Mobil Telephone charges- within city /period			0.03	0.72	0.72	0.72	0.72	0.72	0.72
	IX. RECREATION, ENTERTAINMENT and EDUCATION			1.35						
	9.1 Equipment and accessories			0.48						
143	T.V set			0.19	4,263.69	4,224.62	4,214.59	4,228.68	4,219.70	4,270.68
144	Tape recorder			0.17	1,800.00	1,800.00	1,500.00	1,800.00	1,897.37	1,800.00
145	radio set			0.12	388.43	387.18	425.76	393.89	359.72	384.67
	9.2 Entertainment and recreation			0.06						
146	Expenses for photography - black	6 PCs.		0.06	7.79	7.84	8.17	8.31	8.43	8.11
	9.3 Reading			0.01						
147	news paper			0.01	3.00	3.00	3.00	3.00	3.00	3.00

Sr. No.	Expenditure Item	Units	Item code	Weight	April	May	June	July	August	September
	9.4 Education			0.79						
148	School fee - average of grade 7 a	Month		0.04	45.00	45.00	45.00	45.00	45.00	45.00
149	Exercise books - 50 leaves loc	No.		0.25	5.36	5.32	5.38	5.36	5.60	5.93
150	Fees for night schools (avg. from	"		0.07	50.79	52.55	51.94	52.07	47.18	51.20
151	School uniform - boys	No		0.16	164.56	167.60	178.17	187.72	185.90	195.45
152	Ball point			0.07	3.23	3.26	3.28	3.27	3.24	3.28
153	Titution fee regular- private school			0.20	144.19	144.19	144.19	144.19	144.19	144.19
	X. PERSONAL CARE and EFFECTS			1.42						
	10.1 Personal care			0.69						
154	Hair dressing - normal without dye	person		0.16	24.22	24.38	23.67	24.33	24.27	24.25
155	Zenit Hair oil	330 cc		0.44	22.25	22.65	22.68	22.79	23.10	22.45
	Barbery			0.10	6.57	6.70	6.69	7.03	6.98	7.25
	10.2 Personal effects			0.12						
156	Umbrella - women imported /china	No.		0.12	6.57	82.64	93.95	92.51	96.83	97.69
	10.3 Jewelry			0.61						
157	Neck lace - 21 karat 6 gm gold - i	"		0.11	4,966.06	5,341.99	5,288.21	5,200.67	5,329.04	5,162.04
158	Earrings - 18 karat 4 gm gold - loc	Pair		0.23	3,310.70	3,340.90	3,525.47	3,467.12	3,552.69	3,506.53
159	Watch - men's Seiko - 21 jewels automatic			0.19	472.89	463.17	471.59	491.63	489.93	483.17
160	Rings -18 karat 4 gm gold - local			0.08	3,310.70	3,340.90	3,525.47	3,467.12	3,552.69	3,506.53
	XI. MISCELLANEOUS GOODS			1.34						
161	Money transfer charge	Once		0.04	13.00	13.00	13.00	13.00	13.00	13.00
162	Wedding card print			0.51	2.00	2.00	2.00	2.00	2.00	2.00
163	Coffine			0.54	403.46	388.16	416.76	427.59	451.26	459.04
164	Photocopy			0.25	0.64	0.61	0.61	0.60	0.62	0.58

Sr. No.	Expenditure Item	Units	item code	Weight New-Adjuste	April	May	June	July	August	Septembe
	GENERAL (All Items)			100.00						
	Non Food Total			42.08						
	FOOD TOTAL (A+B)			57.92						
	A. Food Taken at Home			53.14						
	1. Cereals Un-milled			20.28						
	SNNP CONSUMER PRICE INDEX									
1	'Teff mixed	Kg.	00002	1.02	11.36	11.70	11.99	12.43	12.54	13.31
2	'Teff' white	"	00001	1.36	12.85	13.00	13.15	13.70	14.32	15.18
3	'Teff' black	"	00003	0.62	10.08	9.93	10.56	10.79	10.67	11.70
4	Wheat white	"	00004	4.50	8.51	8.86	8.63	8.29	8.55	8.36
5	Maize	"	00011	7.52	4.71	5.18	5.45	5.71	5.80	5.53
6	Wheat black	"	00006	0.75	8.45	8.69	8.70	8.54	8.18	8.23
7	Barley black	"		0.28	7.79	8.08	8.46	8.64	8.24	8.32
8	'Barley' mixed	"		1.25	7.22	7.61	7.91	7.70	7.60	7.59
9	Sorgum	"		2.98	5.64	5.53	5.87	6.07	6.88	8.49
	2. Pulses sub total (2.1+2.2)			2.85						
	2.1 Pulses Un-milled			1.78						
10	Chick peas	Kg.		0.09	13.79	13.81	13.70	14.08	14.09	14.33
11	Horse beans	"		0.35	11.51	11.45	11.65	11.60	11.71	11.26
12	Peas	"		0.10	13.36	13.29	13.17	12.82	13.32	12.22
13	Soya beans	"		1.23	2.95	2.95	2.95	2.95	2.95	2.95
								keep constant		
	2.2 Pulses milled			1.07						
14	Lentils split	Kg.		0.16	26.03	26.08	26.17	25.44	25.89	26.12
15	Peas milled	"		0.30	27.33	28.16	27.70	27.81	27.53	27.27
16	Peas split	"		0.08	17.76	17.86	17.50	17.43	17.04	16.75
17	Horse beans milled	"		0.24	28.23	28.23	28.23	28.23	30.00	27.27
	Horsebeans split (roasted)			0.28	20.54	20.34	19.61	19.46	19.99	19.35

Sr. No.	Expenditure Item	Units	item code	Weight New-Adjuste	April	May	June	July	August	Septembe
	3. Pasta, Bread etc. (3.1+3.2)			**2.35**						
	3.1 Pasta and Cereals Products			**0.07**						
18	Spagheti (local without egg)	Kg.		0.07	25.43	25.76	25.86	25.35	25.68	24.95
	3.2 Bread and other prepared food			**2.28**						
19	Wheat bread (bakery)	350 gm		0.66	4.57	4.58	4.40	4.40	4.15	4.23
20	'Injera' - Teff mixed	325 gm		1.32	3.02	3.01	3.16	3.21	3.30	3.31
21	Wheat bread (traditional - Amba	350 gm.		0.24	3.91	3.98	4.30	3.25	3.76	3.77
22	Biscuits	150 gm.		0.06	4.39	4.48	4.38	4.32	4.14	4.37
	4. Meat			**2.69**						
23	Beef - 'Shint'	Kg.		2.28	74.59	84.78	87.57	88.34	90.49	90.66
24	Chicken (Hen alive indigenous - c	No.		0.13	57.62	48.84	40.00	41.16	41.52	48.68
25	Mutton (Sheep alive 10-15 kg.)	"		0.27	477.24	457.50	520.00	470.30	470.30	517.71
	5. Milk, Cheese and Egg			**1.94**						
26	Milk un-pasteurized	Lt.		1.45	9.20	9.40	9.66	9.49	10.25	10.01
27	Eggs	Dozen		0.08	22.92	22.77	22.70	23.57	23.63	24.11
28	Cheese cottage	Kg		0.41	20.84	23.80	22.25	19.96	20.02	21.12
	6. Oils and Fats			**1.86**						
29	Edible oil (local)	Lt.		0.58	35.56	31.82	33.52	34.53	35.07	36.30
30	Butter unrefined	Kg.		1.02	143.29	127.09	114.01	110.49	107.67	113.78
31	Edible oil (Imported)	Lt.		0.25	31.90	27.86	28.22	27.86	26.42	26.48
	7. Vegetables and Fruits (7.1+7.2)			**3.62**						
	7.1 Vegetables			**3.09**						
32	Onions	Kg.		0.48	11.53	14.01	13.27	13.11	12.90	14.77

Sr. No.	Expenditure Item	Units	item code	Weight New-Adjuste	April	May	June	July	August	September
33	Ethiopian kale	"		1.94	6.76	4.37	2.28	2.27	3.18	2.67
34	Tomato	"		0.06	9.71	10.78	10.29	9.34	9.19	11.05
35	Pepper green	"		0.28	18.44	15.52	12.17	12.68	12.89	11.12
36	Garlic	"		0.26	49.72	45.85	50.96	47.32	49.01	40.61
37	Pumpkin			0.07	2.06	2.02	1.76	1.57	1.59	1.45
	7.2 Fruits			**0.52**						
38	Banana	"		0.25	5.28	5.36	5.30	5.32	7.16	7.08
39	Mango			0.16	7.23	5.22	4.14	5.32	5.43	6.80
40	Avocado			0.06	7.88	7.20	7.11	6.50	7.03	7.23
41	Papaya			0.05	2.90	3.22	2.78	3.45	3.74	4.31
	8. Spices			**1.43**						
42	Pepper whole	"		0.87	43.61	41.94	41.77	40.30	40.86	39.44
43	Ginger Dry	"		0.56	32.67	32.83	33.36	33.81	31.77	31.53
	9. Potatoes, Other Tubers and Stems			**10.75**						
44	Potato	Kg.		1.50	7.29	7.96	7.31	4.71	4.15	4.49
45	'Kocho'	"		7.07	3.80	3.99	4.25	4.38	4.32	5.01
46	'Bula'	"		0.17	11.17	12.14	12.13	12.34	12.74	12.87
47	Sweet potato			2.01	2.86	2.63	3.10	2.32	2.50	2.84
	10. Coffee and Tea Leaves			**4.01**						
48	Coffee beans	Kg.		3.38	67.44	63.48	62.75	58.94	60.96	60.86
49	Tea leaves	100 gm.		0.06	5.79	6.42	7.61	9.30	12.26	12.16
50	'Chat'	Kg.		0.57	39.65	25.41	22.91	25.34	30.75	32.27
	11. Other food items			**0.91**						
51	Sugar - unpacked	Kg.		0.22	18.32	17.82	17.40	17.46	16.67	17.22
52	Salt - unpacked non iodized	"		0.53	4.57	4.77	4.66	4.74	4.68	4.69
53	Honey - non purified - for food , n	"		0.16	56.34	52.85	54.52	52.55	56.91	54.02

Sr. No.	Expenditure Item	Units	item code	Weight New-Adjuste	April	May	June	July	August	September
	12. Milling Charges			**0.46**						
54	Cereals	100 kg.		0.46	36.99	34.39	36.32	35.03	35.44	35.19
	B. Food Taken Away From Home			**4.77**						
55	Meal (Hotel food - non fasting 'key	Single Meal		0.49	19.25	20.15	20.67	21.00	20.69	21.39
56	Cup of tea	No.		0.29	1.29	1.28	1.22	1.33	1.29	1.37
57	Cup of coffee			2.37	2.94	3.01	3.04	3.05	3.08	3.13
58	Fasting meals w/o fish			1.41	11.07	11.11	11.80	11.82	11.92	12.39
59	' Tibs ' beef			0.21	23.85	25.12	25.73	26.16	26.00	26.94
	BEVERAGE and CIGARETTES			**5.01**						
	II. BEVERAGES			**4.66**						
	2.1 Non-alcoholic			**0.69**						
60	Coca Cola, Fanta	300 cc.		0.69	7.26	7.09	7.24	7.28	7.19	7.31
	2.2 Alcoholic			**3.97**						
61	'Tela'	Lt.		2.03	2.81	2.97	2.89	2.97	2.98	3.22
62	Beer - Bedele	330 ml.		0.37	10.42	10.07	10.45	10.38	10.36	10.48
63	Katikala	Lt.		0.77	22.15	22.94	22.92	23.90	25.09	25.06
64	'Teje' Mead/ Honey wine			0.80	6.93	7.43	7.21	7.27	7.42	7.55
		2.350000								
	III. CIGARETTES and TOBACCO			**0.35**						
65	Nyala	20 PCs.		0.35	10.30	9.99	9.85	11.88	10.75	10.28
	IV. CLOTHING and FOOTWEAR			**8.19**						
	4.1 Clothing			**6.86**						

Sr. No.	Expenditure Item	Units	item code	Weight New-Adjuste	April	May	June	July	August	Septembe
	4.1.1 Cloths			**0.70**						
66	Nylon	Meter		0.35	31.36	31.70	31.69	29.91	31.78	32.25
67	Hisifi	"		0.08	80.00	85.00	76.00	110.00	120.00	124.90
68	Polyster			0.19	68.83	72.39	74.08	72.68	70.74	72.62
69	' Kashimir '			0.08	58.58	60.75	57.87	58.09	59.41	62.05
	4.1.2 Ready made for adults			**4.66**						
70	Jeans trousers	Pair		1.70	360.62	369.60	374.71	372.85	364.48	381.41
71	'Kemis' and 'Netela' - medium qua	"		0.66	367.25	379.63	396.31	408.40	405.50	409.19
72	Sweater (Italy)	"	20307	0.21	204.40	228.87	248.90	254.48	244.58	249.70
73	'Netela'	"		0.26	132.31	138.52	137.31	138.75	149.67	148.82
74	'Gabi'	"		0.20	352.38	359.63	345.38	339.28	342.97	376.37
75	Sweater - A.A. medium quality - n	No.	20308	0.33	142.09	159.22	151.57	144.34	141.64	142.21
76	Khaki jacket	"		0.07	375.56	372.04	381.72	361.45	384.45	393.29
77	Shash			0.40	24.34	25.42	24.34	24.92	23.82	28.66
78	Leather Jacket			0.12	1,476.37	1,436.01	1,128.79	1,120.79	1,335.76	1,539.73
79	Joging suit			0.27	348.70	340.20	349.26	347.01	352.90	363.26
80	Shirts (long sleeved imported)			0.43	184.41	187.66	191.04	190.99	190.34	192.22
	4.1.3 Ready made for children			**1.40**						
81	Jeans trousers	No.		0.09	228.80	239.00	237.63	220.89	239.00	253.34
82	Sweater (Local)	"		0.24	87.02	94.35	87.02	82.75	83.84	120.95
83	Dress other than national	"		0.33	196.21	190.69	198.64	208.52	219.15	216.69
84	Baby cloths			0.48	144.11	151.41	151.46	153.21	148.42	154.26
85	Jeans jacket and trousers			0.25	237.70	239.00	251.18	254.35	249.22	255.37
	4.1.4 Cost of tailoring			**0.10**						
87	Children - Khaki suit	"		0.10	76.18	85.58	76.18	76.18	76.18	81.26
	4.2 Footwear and Repairs			**1.33**						

Sr. No.	Expenditure Item	Units	item code	Weight New-Adjuste	April	May	June	July	August	Septembe
	4.2.1 Adult			**1.06**						
88	Shoes, leather (Local) - model 20	Pair		0.45	245.25	234.82	250.61	262.37	252.64	271.21
89	Shoes, leather (Imported - Croft)	"		0.20	939.89	942.05	970.09	1,029.12	1,009.84	1,024.81
90	Shoes Plastic Local - Men's			0.09	13.86	13.86	15.33	15.33	25.08	25.08
91	Shoes, leather (Local) - Women's			0.16	118.39	120.95	121.76	123.75	118.75	125.55
92	Shoes, plastic - Local - Women's			0.15	14.22	15.23	14.22	15.48	14.56	15.32
	4.2.2 Children			**0.28**						
93	Shoes, leather (Local) - Children			0.11	118.18	128.21	128.59	131.78	130.51	140.75
94	Shoes, plastic - Local - Children			0.08	11.08	12.78	11.43	12.93	11.85	12.54
95	Shoes, leather (Imported) - Children			0.08	125.73	141.25	144.24	147.07	159.74	158.83
	V. HOUSE RENT, CONSTRUCTION MATERIALS, WATER, FUEL and POWER			**18.19**						
	5.1 House rent			**6.50**						
96	Rent (owner occupied house)	Month		6.50	219.84	219.84	246.58	246.58	246.58	246.58
	5.2 Construction Materials			**2.72**						
97	Corrugated iron sheets 32 gauge	No.		0.61	92.18	121.12	120.74	118.00	123.74	121.29
98	Cement	50 kg		1.20	152.57	160.77	157.34	155.98	153.20	151.75
99	Wood for house construction	No.		0.41	16.99	18.93	17.79	19.13	17.29	17.92
100	Chipwood	No.		0.33	161.08	156.85	164.04	168.80	164.22	176.55
101	Tiles, made of plastic(Local)	meter sq		0.09	41.24	41.24	41.24	44.80	37.42	32.64
102	Nails(7-12cm)	kg.		0.09	26.96	33.36	26.96	37.12	35.20	35.18
	5.3 Water charge			**0.25**						
103	Water Charge	Cubic meter		0.25	4.50	4.50	4.50	4.50	4.50	4.50
	5.4 Fuel and Power			**8.72**						

Sr. No.	Expenditure Item	Units	item code	Weight New-Adjuste	April	May	June	July	August	September
104	Electricity	k.w.		0.20	0.27	0.27	0.27	0.27	0.27	0.27
105	Kerosene	Lt.		0.52	14.23	14.23	14.23	14.24	14.22	14.21
106	Firewood	Cubic meter		6.58	182.18	173.32	162.27	188.21	192.60	202.88
107	Charcoal	kg.		1.16	5.56	5.42	5.23	5.27	5.37	5.30
108	Matches	Box		0.07	0.50	0.50	0.50	0.49	0.50	0.50
109	Dry cell	Pair		0.20	4.92	5.10	4.96	4.93	5.08	5.06
	VI. FURNITURE, FURNISHINGS									
	HOUSEHOLD EQUIPMENT and OPERATIONS			**4.09**						
	6.1 Furniture, fixtures			**1.22**						
110	Bed - Wanza machine made	No.		0.31	1,789.04	1,886.86	1,920.71	2,056.40	2,073.65	2,045.85
112	Tables	"		0.91	650.84	645.67	639.88	666.49	678.36	688.04
	6.2 Furnishings and repairs			**0.97**						
113	Bed sheet - Kombolcha, patterne	Pair		0.16	303.22	315.42	252.94	299.54	295.74	302.72
114	Blanket -Debre Birhan 160cm.x22	"		0.41	289.45	288.82	291.58	287.94	272.06	278.15
115	Mattress Addis Ababa foam 120 c	"		0.26	939.51	895.57	962.36	944.82	986.51	1,045.03
116	Towel Akaki medium quality	"		0.13	60.28	73.11	58.30	68.19	68.97	67.91
	6.3 Heating and Cooking appliances			**0.03**						
117	Electric ' Mitad '			0.03	1,150.07	1,168.38	1,166.56	1,172.58	1,202.14	1,161.82
	6.4 Other Household Equipment			**1.05**						
118	Electric bulb - Philips 40/60 watts	No.		0.11	12.01	12.84	13.29	13.23	13.48	13.24
119	Plastic bucket			0.65	40.02	40.08	40.39	40.53	40.85	40.46
120	Cooking pan			0.08	60.67	64.11	66.17	66.45	59.75	60.29
121	Tray-Nikel			0.22	42.09	44.38	44.55	44.00	46.00	46.41
	6.5 Household operation			**0.65**						

Sr. No.	Expenditure Item	Units	item code	Weight New-Adjuste	April	May	June	July	August	September
122	Laundry soaps, local	200 gm.		0.57	6.02	5.89	6.33	6.40	6.13	6.18
123	Laundry soaps, imported	200 gm.		0.07	10.65	10.64	10.60	10.76	10.70	10.54
	6.6 Domestic service			**0.17**						
124	Salary for servants - Maid	Month		0.10	131.33	131.35	136.25	136.47	138.85	144.08
125	Daily labourer	Day		0.07	27.89	28.25	28.10	28.64	29.16	29.39
	VII. MEDICAL CARE and HEALTH EXPENSES			**0.90**						
	7.1 Pharmaceutical products and herbicides			**0.60**						
126	Ampicillin 250 mg.	56 capsule		0.34	30.05	29.68	29.67	28.12	29.11	29.01
127	Tetracycline	57 capsule		0.26	18.86	18.51	18.27	19.57	18.55	19.06
	7.2 Other medical expenses			**0.30**						
128	Doctor's fee (private)	Visit		0.19	8.97	8.67	8.90	8.39	8.67	8.75
129	Doctor's fee (Government)	"		0.06	8.79	4.30	8.79	8.79	8.79	4.53
130	Laboratory fee			0.06	6.74	6.35	6.77	6.25	6.78	6.99
	VIII. TRANSPORT and COMMUNICATION			**1.36**						
	8.1 Transport			**0.63**						
131	Fuel	Lt/auto.		0.63	20.83	20.83	20.83	20.24	20.24	20.24
	8.2 Public transport			**0.63**						
132	Bus fare - one way per person			0.45	1.00	1.00	1.00	1.00	1.00	1.00
133	Air fare			0.18	1,002.00	1,002.00	1,014.00	1,023.00	1,028.00	1,031.00
	8.3 Communication			**0.10**						

Sr. No.	Expenditure Item	Units	item code	Weight New-Adjuste	April	May	June	July	August	Septembe
134	Telephone charges- within Addis /	Period		0.10	0.20	0.20	0.20	0.20	0.20	0.20
	IX. RECREATION, ENTERTAINMENT and EDUCATION			**1.50**						
	9.1 Equipment and accessories			**0.62**						
135	Tape recorder	"		0.32	806.61	800.00	894.99	996.66	1,050.00	1,000.00
136	Radio set - phillips 3 band	"		0.14	279.95	341.14	241.01	323.39	348.64	292.38
137	T.V. set			0.17	4,338.48	4,412.11	4,333.76	4,318.89	4,344.80	4,494.57
	9.2 Entertainment and recreation			**0.09**						
138	Expenses for photography - black	6 PCs.		0.09	8.09	9.17	7.96	8.38	7.88	8.06
	9.3 Reading			**0.02**						
139	News paper & Magazines			0.02	3.62	3.62	3.62	3.62	3.00	3.00
	9.4 Education			**0.77**						
140	Exercise books - 50 leaves loca	No.		0.20	5.40	5.41	5.49	5.20	5.31	5.59
141	Ball-point - Bic	No		0.06	3.22	3.24	3.15	3.18	3.25	3.27
142	Private college-Titution fee (night)			0.45	65.00	65.00	65.00	65.00	65.00	65.00
143	School uniform			0.05	220.42	224.21	211.73	234.14	236.48	240.40
	X. PERSONAL CARE and EFFECTS			**1.27**						
	10.1 Personal care			**0.53**						
144	Zenith, hair oil	330 cc		0.41	23.44	23.30	22.74	23.53	23.15	22.76
145	Barbery			0.12	6.32	6.27	6.59	6.66	6.68	6.81
	10.2 Personal effects			**0.24**						

			item code	Weight						
Sr. No.	*Expenditure Item*	Units		New-Adjuste						
					April	May	June	July	August	Septembe
146	Umbrella - women imported /china	No.		0.12	103.52	102.76	103.96	101.15	102.39	105.08
147	Shavers	"		0.12	61.21	56.71	61.21	85.50	84.37	81.60
	10.3 Jewelry			**0.50**						
148	Watch - men's Seiko - 21 jewels au	No.		0.19	420.00	420.00	420.00	420.00	420.00	420.00
149	Earrings - 18 karat 4 gm gold - loca	Pair		0.19	3,422.41	3,413.83	3,002.38	3,083.28	3,985.85	3,614.68
150	Rings-18 karat 4 gm gold - local			0.12	3,422.41	3,413.83	3,002.38	3,083.28	3,985.85	3,614.68
	XI. MISCELLANEOUS GOODS			**1.56**						
151	Money transfer charge (Telegram)	Once		1.04	13.00	13.00	13.00	13.00	13.00	13.00
152	Photocopy (per page)	page		0.52	0.68	0.70	0.70	0.69	0.69	0.71

Sr.	*Expenditure Item*	Units		N_weight						
No.					Mar	Apr	May	Jun	Jul	Aug
	GENERAL (All Items)			**100.00**						
	Non-FOOD TOTAL			**38.00**						
	FOOD TOTAL (A+B)			**62.01**						
	A. Food Taken at Home			**59.53**						
	1. Cereals Un-milled			**22.90**						
SOMALIA CONSUMER PRICE INDEX										
1	'Teff' mixed	Kg.		0.18	7.83	9.09	*10.39*	10.51	10.64	10.79
2	'Teff' white	"		0.33	9.58	10.76	*11.00*	11.50	11.70	11.64
3	'Teff' black	"		0.25	6.79	8.21	*9.10*	9.78	9.68	9.72
4	Wheat white	"		5.95	7.77	8.13	*9.32*	10.73	11.51	11.42
5	Maize	"		4.12	4.40	5.00	*6.16*	6.39	6.75	7.03
6	Wheat black	"		2.66	5.92	6.71	*7.31*	7.30	7.34	7.49
7	Barley white	"		2.71	6.89	8.55	*8.88*	10.87	9.79	10.59
8	Rice	"		2.37	13.75	14.64	*15.05*	14.99	14.98	15.26
9	Sorgum	"		**4.33**	5.35	5.95	6.49	6.88	6.49	7.06
	2. Pulses sub total (2.1+2.2)			**0.77**						
	2.1 Pulses Un-milled			**0.26**						
10	Chick peas	Kg.		0.13	10.55	10.94	*11.59*	13.20	14.72	15.31
11	Haricot beans	Kg.		0.13	11.00	10.99	*11.95*	11.96	13.32	14.10
	2.2 Pulses milled			**0.51**						
12	Lentils split	Kg.		0.14	20.74	21.02	*22.70*	24.54	26.45	26.95
13	Peas milled	"		0.09	20.00	17.13	*17.89*	25.98	25.98	27.53
14	Mixed pulses milled	"		0.06	14.20	15.41	*16.66*	17.66	20.72	22.29
15	Fenugreek milled			0.22	44.81	45.39	*49.87*	46.29	48.03	48.08

Sr. No.	*Expenditure Item*	Units		N_weight	Mar	Apr	May	Jun	Jul	Aug
	3. Pasta, Bread etc. (3.1+3.2)			**3.65**						
	3.1 Pasta and Cereals Products			**1.11**						
16	Macaroni (local without egg)	Kg.		0.42	13.45	13.83	*15.50*	16.30	16.64	16.92
17	Spaghetti (local without egg)	"		0.69	15.30	15.30	15.30	15.30	19.65	20.00
	3.2 Bread and other prepared food			**2.54**						
18	Wheat bread (bakery)	350 gm		1.02	4.27	4.17	*4.18*	4.43	4.69	4.72
19	'Injera' - Teff mixed	325 gm		1.29	3.07	2.68	*2.70*	2.92	2.85	3.11
20	Wheat bread (traditional - Ambasl	350 gm.		0.14	4.12	3.59	*3.93*	4.76	3.93	3.93
21	Biscuits	150 gm.		0.09	3.77	3.64	*3.62*	3.74	4.19	4.19
	4. Meat			**2.23**						
22	Beef - 'Shint'	Kg.		1.14	45.17	49.94	61.94	80.00	80.00	80.00
23	Chicken (Hen alive indigenous - coc	No.		0.03	23.50	23.09	*23.81*	24.62	25.64	27.27
24	Mutton (Sheep alive 10-15 kg.)	"		1.06	287.73	296.69	*281.03*	301.47	318.26	380.87
	5. Milk, Cheese and Egg			**7.62**						
25	Milk un-pasteurized	Lt.		7.40	10.91	10.36	*11.08*	10.70	10.56	10.94
26	Eggs	Dozen		0.10	20.46	20.67	*21.02*	22.86	23.67	25.18
27	Milk Powdered (gram)			0.11	94.87	94.87	*78.48*	85.61	88.72	90.37
	6. Oils and Fats			**3.24**						
28	Butter unrefined	Kg.		0.08	96.31	112.43	*118.17*	128.46	137.15	137.33
29	Edible oil (Imported)	Lt.		3.16	29.25	31.67	*27.00*	33.27	32.24	32.84

Sr. No.	Expenditure Item	Units		N_weight	Mar	Apr	May	Jun	Jul	Aug
	7. Vegetables and Fruits (7.1+7.2)			**1.76**						
	7.1 Vegetables			**1.68**						
30	Onions	Kg.		0.77	8.69	7.93	*6.71*	5.78	6.45	6.61
31	Tomato	"		0.85	6.72	7.57	*6.97*	9.54	9.33	10.72
32	Garlic	"		0.06	46.89	50.92	*64.05*	74.15	81.61	89.49
33										
	7.2 Fruits			**0.08**						
34	Banana	Kg.		0.08	6.97	7.47	*7.61*	8.49	8.55	11.67
	8. Spices			**0.53**						
35	Pepper flour	"		0.53	36.66	42.00	*48.66*	51.66	55.66	57.66
	9. Potatoes, Other Tubers and Stems			**0.34**						
36	Potato	Kg.		0.34	6.87	8.27	*9.06*	8.71	7.35	7.17
	10. Coffee and Tea Leaves			**10.16**						
37	Coffee beans	Kg.		0.31	72.79	90.27	88.36	91.71	102.76	97.95
38	Tea leaves	100 gm.		0.85	3.84	3.20	*4.04*	4.24	3.90	4.09
39	'Chat'	Kg.		9.00	70.17	81.21	*63.22*	52.96	58.56	39.20
	11. Other food items			**5.92**						
40	Sugar - unpacked	Kg.		5.62	17.85	18.74	*16.81*	18.82	18.53	21.21
41	Salt - unpacked non iodized	"		0.30	4.18	4.12	*3.75*	1.10	4.45	4.25

Sr. No.	Expenditure Item	Units	N_weight	Mar	Apr	May	Jun	Jul	Aug
	12. Milling Charges		**0.41**						
42	Cereals	100 kg.	0.41	31.81	33.74	*30.24*	30.58	30.58	32.21
	B. Food Taken Away From Home		**2.48**						
43	Meal (Hotel food - non fasting 'key w	Single Meal	0.62	15.40	15.96	*15.89*	16.88	16.94	18.19
44	Cup of tea	No.	0.34	1.07	1.03	*1.07*	1.10	1.02	1.18
45	Fasting meal without fish (No)		0.66	8.26	8.50	*9.31*	9.23	10.00	9.66
46	Cup of milk with tea or coffee		0.48	2.68	3.34	*3.07*	3.07	2.79	2.91
47	Cup of coffee (No)		0.13	2.07	2.19	*2.17*	2.19	2.14	2.17
48	"Tibs", mutton (No)		0.24	17.20	17.68	*19.57*	21.46	20.91	21.09
	BEVERAGE and CIGARETTES		**4.23**						
	II. BEVERAGES		**0.95**						
	2.1 Non-alcoholic		**0.62**						
46	Coca Cola, Fanta	300 cc.	0.62	5.25	5.38	5.38	5.85	6.13	6.32
	2.2 Alcoholic		**0.34**						
47	Beer - Bedele /Harar	330 ml.	0.34	8.06	9.07	9.07	9.59	9.77	9.22
	III. CIGARETTES and TOBACCO		**3.27**						
48	Rothmans	"	3.27	**15.22**	**15.22**	**15.22**	**15.22**	**20.00**	**20.00**
	IV. CLOTHING and FOOTWEAR		**8.43**						

Sr. No.	Expenditure Item	Units		N_weight	Mar	Apr	May	Jun	Jul	Aug
	4.1 Clothing			**6.68**						
	4.1.1 Cloths			**1.19**						
49	'Diria'			1.19	17.50	17.55	*20.05*	17.17	17.48	17.95
	4.1.2 Ready made for adults			**3.17**						
50	Jeans trousers	Pair		0.50	252.41	250.04	*265.89*	282.67	268.93	272.00
51	Shirts (long sleeved - imported)	"		0.95	115.70	106.02	*136.26*	152.35	125.59	124.07
52	'Gildim'(shirit)			0.77	69.93	72.12	*72.98*	74.65	72.61	76.49
53	Under wear			0.40	33.25	40.00	*40.00*	40.00	40.00	40.00
54	Mekermia/Yeadere netela (Mutsen)			0.38	70.00	72.46	*77.46*	*77.46*	*77.46*	80.00
55	Jogging Suit/ Sport Tuta			0.09	249.25	191.04	*263.15*	269.56	256.44	237.29
56	T-shirt			0.08	70.28	73.30	*67.16*	48.97	53.46	74.25
	4.1.3 Ready made for children			**1.41**						
57	Dress other than national	"		0.39	88.30	93.30	93.30	96.64	83.26	118.90
58	Baby Cloths (Complete)			0.40	72.65	70.62	*71.69*	79.60	84.98	75.54
59	Jeans jacket and trousers			0.38	134.50	143.75	*145.29*	142.98	137.27	155.73
60	Shirts (Imported)			0.24	64.33	64.33	64.33	64.33	64.33	61.62
	4.1.4 Cost of tailoring			**0.90**						
	Cost of tailoring and repairs (Adults)			0.90	400.00	380.00	380.00	380.00	380.00	380.00
	4.2 Footwear and Repairs			**1.75**						

Sr. No.	Expenditure Item	Units	N_weight	Mar	Apr	May	Jun	Jul	Aug
	4.2.1 Adult		**1.18**						
61	Shoes, leather (Imported - Croft)(r	Pair	0.35	183.33	183.33	183.33	183.33	268.14	352.74
62	Shoes, Leather (local)(male)	Pair	0.17	**140.00**	**140.00**	**140.00**	**140.00**	**140.00**	**140.00**
63	Shoes, Canvas (local)(male)	Pair	0.13	**28.99**	**28.99**	**28.99**	**28.99**	**28.99**	**28.99**
64	Sandals plastic(male)	Pair	0.09	43.83	43.60	*42.56*	43.80	45.46	49.23
65	Slippers plastic	Pair	0.30	16.12	16.66	*18.20*	18.76	18.17	17.96
66	Shoes, Plastic (local)(Female)	Pair	0.14	17.62	18.42	*18.97*	18.53	19.35	20.25
	4.2.2 Children		**0.57**						
67	Shoes, Leather (Imported)	Pair	0.20	118.31	118.31	*112.75*	*112.75*	*133.22*	*133.22*
68	Shoes sandal- plastic (Local)	Pair	0.26	20.00	20.00	22.68	24.47	24.89	24.04
69	Shoes, Leather (Local)	Pair	0.11	119.97	114.65	*112.75*	116.67	118.23	123.15
	V. HOUSE RENT, CONSTRUCTION		**15.36**						
	MATERIALS, WATER, FUEL and POWER								
	5.1 House rent		**5.43**						
70	Rent (owner occupied house)	Month	5.43	198.65	198.65	198.65	222.78	222.78	222.78
	5.2 Construction Materials		**0.57**						
71	Cement	50 kg	0.37	200.00	200.00	*200.00*	*200.00*	***224.96***	***223.28***
72	Mega paint	4 kg.	0.20	116.64	125.33	*126.87*	*126.87*	*129.00*	*129.33*
	5.3 Water charge		**0.82**						
73	Water Charge	Cubic meter	0.82	**17.50**	**17.50**	**17.50**	**17.50**	**17.50**	**17.50**

Sr. No.	Expenditure Item	Units	N_weight	Mar	Apr	May	Jun	Jul	Aug
	5.4 Fuel and Power		**8.54**						
74	Electricity	k.w.	0.92	0.27	0.27	0.27	0.27	0.27	0.27
75	Kerosene	Lt.	2.95	15.33	15.33	*14.22*	*14.22*	*14.22*	*14.22*
76	Firewood	Cubic meter	2.06	139.19	145.20	*158.81*	156.47	157.94	159.33
77	Charcoal	kg.	1.88	2.66	3.24	*3.53*	3.44	3.10	3.45
78	Matches	Box	0.22	0.45	0.47	*0.50*	0.50	0.50	0.50
79	Dry cells (No.)		0.51	3.66	3.68	*4.00*	4.00	4.00	4.00
	VI. FURNITURE, FURNISHINGS								
	HOUSEHOLD EQUIPMENT and OPERATIONS		**4.34**						
	6.1 Furniture, fixtures		**0.49**						
80	Sofas (sets)	set	0.25	7,483.31	7,230.43	*7,000.00*	6,895.55	6,817.03	6,745.37
81	Beds	No.	0.24	2,013.10	1,958.69	*1,815.70*	1,781.28	1,813.66	1,813.66
	6.2 Furnishings and repairs		**1.05**						
82	Mattress Addis Ababa foam 120 cm	No.	0.13	477.46	477.46	*600.00*	650.00	650.00	650.00
83	Curtains (No.)	No.	0.22	44.67	45.75	*43.02*	50.72	50.39	46.61
84	Blankets (No.)	No.	0.26	181.05	181.05	*181.05*	224.00	224.00	224.00
85	Towels (No.)	No.	0.22	45.00	45.00	45.00	45.00	45.00	45.00
86	Bed sheets (Pair)	Pair	0.22	194.96	189.74	189.74	189.74	189.74	189.74
	6.3 Heating and Cooking appliances								

Sr. No.	Expenditure Item	Units		N_weight	Mar	Apr	May	Jun	Jul	Aug
	6.4 Other Household Equipment			**0.80**						
87	Plastic bucket	No.		0.25	47.27	50.37	*46.80*	48.85	48.51	49.44
88	Thermos flask (No.)	No.		0.24	78.31	78.31	78.31	78.31	78.31	78.31
89	Cooking pan	No.		0.30	70.00	90.00	*92.47*	*92.47*	*92.47*	*92.47*
	6.5 Household operation			**1.85**						
90	Laundry soaps, local	200 gm.		0.26	5.00	5.00	5.00	5.00	5.00	5.00
91	Incense	kg.		0.12	34.61	30.60	*32.57*	32.88	28.00	30.14
92	Detergent soaps, Zehra-imported	Gram		0.69	1.62	2.00	2.00	1.75	1.75	1.75
93	Laundry soaps, local	Gram		0.66	5.48	6.00	*7.00*	7.00	6.32	7.00
94	Detergent soaps, omo(gram)	Gram		0.06	1.58	1.58	*2.00*	2.12	1.86	1.94
95	Sandal wood (No)	No.		0.06	0.37	0.37	*0.39*	0.42	0.42	0.47
	6.6 Domestic service			**0.15**						
96	Salary for servants - Maid	Month		0.15	260.11	271.98	*296.38*	292.03	288.67	293.44
	VII. MEDICAL CARE and HEALTH EXPENSES			**1.02**						
	7.1 Pharmaceutical products and herbicides			**0.67**						
97	Ampicillin 250 mg.	56 capsule		0.67	25.64	25.70	*27.84*	26.02	28.44	26.66
	7.2 Other medical expenses			**0.35**						
98	Doctor's fee (private)	Visit		0.05	19.57	15.16	*15.85*	14.09	16.57	16.57
99	Doctor's fee (Government)	"		0.12	1.82	1.82	*3.11*	3.11	3.50	3.50
100	Bed expenses (government) per day	day		0.18	5.00	5.00	*5.00*	*5.00*	*5.00*	*5.00*

Sr. No.	Expenditure Item	Units		N_weight	Mar	Apr	May	Jun	Jul	Aug
	VIII. TRANSPORT and COMMUNICATION			**1.19**						
	8.1 Transport			**0.12**						
101	Fuel, motor oil and greases	Lt/auto.		0.12	19.51	19.51	*22.84*	23.00	23.00	23.00
	8.2 Public transport			**0.99**						
102	Air fare - from Addis to jig-jiga econ	Trip/person		0.46	808.00	808.00	*946.00*	947.00	949.00	949.00
103	Bus fare (per km)	"		0.38	0.31	0.34	*0.34*	*0.34*	*0.34*	*0.34*
104	Taxi fare (Trip)	"		0.14	1.73	1.73	*1.73*	1.73	1.73	1.73
	8.3 Communication			**0.08**						
105	Telephone charges- within Somali /	Period		0.08	0.20	0.20	0.20	0.20	0.20	0.20
	IX. RECREATION, ENTERTAINMENT and EDUCATION			**1.02**						
	9.1 Equipment and accessories			**0.47**						
106	T.V.set	No.		0.23	1,900.00	1,900.00	1,900.00	1,900.00	1,900.00	1,900.00
107	VCD - players (Mayota)	No.		0.15	589.92	589.92	*650.00*	*650.00*	*650.00*	*609.92*
108	Tape recorder	No.		0.09	980.00	980.00	980.00	980.00	980.00	1,374.77
	9.2 Entertainment and recreation			**0.03**						
109	Expenses for photography - black &	6 PCs.		**0.03**	6.78	6.78	*6.78*	6.78	6.00	6.82
	9.3 Reading			**0.00**						

Sr. No.	Expenditure Item	Units		N_weight	Mar	Apr	May	Jun	Jul	Aug
	9.4 Education			**0.52**						
110	Exercise books - 50 leaves local	No.		0.12	4.55	4.55	4.55	4.55	4.55	4.55
111	Ball-point - Bic	month		0.24	2.05	2.01	*2.23*	2.18	2.21	2.25
112	School uniform (No)	No.		0.16	184.88	185.06	*173.85*	182.48	172.86	186.10
	X. PERSONAL CARE and EFFECTS			**1.56**						
	10.1 Personal care			**0.68**						
113	Toilate soap	gm.		0.23	5.10	4.44	*5.48*	5.63	5.25	5.52
114	Perfume (cc)	cc		0.46	16.89	17.42	18.21	19.41	20.22	20.22
	10.2 Personal effects			**0.07**						
115	Umbrella - women imported /china	No.		0.07	51.61	35.00	*38.00*	43.27	38.99	35.97
	10.3 Jewelry			**0.81**						
116	Neck lace - 21 karat 6 gm gold - im	No.		0.12	**1,680.00**	**1,680.00**	**1,680.00**	**1,680.00**	**1,680.00**	**1,680.00**
117	Earrings - 18 karat 4 gm gold - local	Pair		0.16	**640.00**	**640.00**	**640.00**	**640.00**	**640.00**	**640.00**
118	Bracelet	No.		0.36	**2,250.00**	**2,250.00**	**2,250.00**	**2,250.00**	**2,250.00**	**2,250.00**
119	Rings	No.		0.17	**640.00**	**640.00**	**640.00**	**640.00**	**640.00**	**640.00**
	XI. MISCELLANEOUS GOODS			**0.84**						
120	Money transfer charge	Once		0.03	13.00	13.00	13.00	13.00	13.00	13.00
121	Coffin(No)	No.		0.57	419.52	419.52	*400.00*	428.95	409.88	409.88

Sr.	***Expenditure Item***	**Units**		**N_weight**						
No.					**Mar**	**Apr**	**May**	**Jun**	**Jul**	**Aug**
122	Photcopying	per page		0.23	0.66	0.57	*0.50*	0.71	0.71	0.71

Sr.	*Expenditure Item*	Units		N_weight				2011	2012		
No.					Sep	Oct	Nov	Dec	Jan	Feb	Mar
	GENERAL (All Items)			**100.00**							
	Non-FOOD TOTAL			**38.00**							
	FOOD TOTAL (A+B)			**62.01**							
	A. Food Taken at Home			**59.53**							
	1. Cereals Un-milled			**22.90**							
SOMALIA CONSUMER PRICE INDEX											
1	'Teff' mixed	Kg.		0.18	10.66	10.93	10.75	10.85	10.66	11.06	12.10
2	'Teff' white	"		0.33	11.70	11.78	11.75	11.78	12.00	12.42	13.70
3	'Teff' black	"		0.25	10.10	10.50	10.00	9.87	10.00	10.46	11.37
4	Wheat white	"		5.95	11.35	11.33	10.97	11.13	9.94	10.63	11.74
5	Maize	"		4.12	6.98	6.94	7.09	7.03	6.81	6.92	6.64
6	Wheat black	"		2.66	7.37	7.35	8.33	8.26	7.04	6.82	6.89
7	Barley white	"		2.71	10.76	10.00	10.00	11.00	8.74	10.00	11.24
8	Rice	"		2.37	15.06	15.47	15.47	15.19	15.51	15.65	15.25
9	Sorgum	"		**4.33**	7.30	7.48	7.79	7.69	8.13	6.97	7.34
	2. Pulses sub total (2.1+2.2)			**0.77**							
	2.1 Pulses Un-milled			**0.26**							
10	Chick peas	Kg.		0.13	15.05	15.23	15.06	14.54	14.41	14.85	14.98
11	Haricot beans	Kg.		0.13	15.38	14.37	11.12	13.29	10.60	11.43	10.67
	2.2 Pulses milled			**0.51**							
12	Lentils split	Kg.		0.14	28.83	28.80	28.84	28.06	26.44	27.83	27.66
13	Peas milled	"		0.09	29.37	27.32	28.93	23.57	27.20	29.59	30.00
14	Mixed pulses milled	"		0.06	22.45	22.52	24.55	21.16	21.42	20.23	19.87
15	Fenugreek milled			0.22	51.72	48.33	48.69	48.30	45.49	45.48	48.12

Sr. No.	*Expenditure Item*	Units		N_weight				2011	2012		
					Sep	Oct	Nov	Dec	Jan	Feb	Mar
	3. Pasta, Bread etc. (3.1+3.2)			**3.65**							
	3.1 Pasta and Cereals Products			**1.11**							
16	Macaroni (local without egg)	Kg.		0.42	16.63	17.05	16.75	17.52	17.08	17.62	17.68
17	Spaghetti (local without egg)	"		0.69	20.00	20.00	20.00	20.00	20.00	22.00	20.00
	3.2 Bread and other prepared food			**2.54**							
18	Wheat bread (bakery)	350 gm		1.02	4.85	5.08	5.35	5.19	4.51	4.69	4.89
19	'Injera' - Teff mixed	325 gm		1.29	3.02	3.00	3.42	3.52	3.47	3.68	3.81
20	Wheat bread (traditional - Ambasl	350 gm.		0.14	3.93	3.93	2.79	3.97	2.90	2.90	2.90
21	Biscuits	150 gm.		0.09	4.08	4.11	4.47	4.53	4.63	4.77	4.63
	4. Meat			**2.23**							
22	Beef - 'Shint'	Kg.		1.14	80.85	82.27	81.99	86.27	89.06	93.66	98.51
23	Chicken (Hen alive indigenous - coc	No.		0.03	39.20	33.40	32.13	39.43	36.25	37.78	42.68
24	Mutton (Sheep alive 10-15 kg.)	"		1.06	391.09	302.25	364.64	384.89	416.15	400.00	472.02
	5. Milk, Cheese and Egg			**7.62**							
25	Milk un-pasteurized	Lt.		7.40	10.54	9.64	11.05	11.90	12.13	12.89	12.88
26	Eggs	Dozen		0.10	28.81	29.78	28.78	32.16	29.54	30.19	26.20
27	Milk Powdered (gram)			0.11	87.34	89.57	84.11	88.23	77.64	76.63	84.35
	6. Oils and Fats			**3.24**							
28	Butter unrefined	Kg.		0.08	132.01	104.41	113.23	117.72	122.22	130.78	134.80
29	Edible oil (Imported)	Lt.		3.16	33.46	31.02	29.97	31.24	31.36	31.54	31.56

Sr. No.	*Expenditure Item*	Units		N_weight				2011	2012		
					Sep	Oct	Nov	Dec	Jan	Feb	Mar
	7. Vegetables and Fruits (7.1+7.2)			**1.76**							
	7.1 Vegetables			**1.68**							
30	Onions	Kg.		0.77	7.04	6.72	6.61	6.82	9.78	11.11	10.67
31	Tomato	"		0.85	8.20	10.69	10.19	8.49	8.38	9.07	10.67
32	Garlic	"		0.06	73.73	61.04	47.02	41.06	38.88	47.34	45.66
33											
	7.2 Fruits			**0.08**							
34	Banana	Kg.		0.08	11.22	10.54	9.79	12.00	11.71	11.63	9.52
	8. Spices			**0.53**							
35	Pepper flour	"		0.53	75.67	75.33	50.66	55.00	50.66	52.33	55.00
	9. Potatoes, Other Tubers and Stems			**0.34**							
36	Potato	Kg.		0.34	6.61	6.12	6.50	6.77	7.02	7.00	8.82
	10. Coffee and Tea Leaves			**10.16**							
37	Coffee beans	Kg.		0.31	97.71	100.94	102.50	110.91	111.93	113.10	112.58
38	Tea leaves	100 gm.		0.85	5.21	4.20	5.27	4.33	5.38	6.29	5.42
39	'Chat'	Kg.		9.00	42.74	42.81	56.14	59.20	62.18	59.54	74.34
	11. Other food items			**5.92**							
40	Sugar - unpacked	Kg.		5.62	21.71	21.71	20.81	21.68	18.41	16.33	17.00
41	Salt - unpacked non iodized	"		0.30	4.25	4.17	4.55	4.29	4.69	4.70	4.84

Sr. No.	*Expenditure Item*	Units		N_weight				2011	2012		
					Sep	Oct	Nov	Dec	Jan	Feb	Mar
	12. Milling Charges			**0.41**							
42	Cereals	100 kg.		0.41	34.12	32.81	35.50	34.65	33.76	35.11	39.49
	B. Food Taken Away From Home			**2.48**							
43	Meal (Hotel food - non fasting 'key w	Single Meal		0.62	17.97	18.16	18.35	18.91	18.54	18.21	18.28
44	Cup of tea	No.		0.34	1.21	1.29	1.29	1.50	1.48	1.52	1.35
45	Fasting meal without fish (No)			0.66	10.59	9.87	10.46	10.74	11.25	10.63	11.66
46	Cup of milk with tea or coffee			0.48	2.93	3.11	3.69	4.23	4.23	4.23	3.34
47	Cup of coffee (No)			0.13	2.14	2.44	2.56	2.67	2.81	2.69	2.69
48	"Tibs", mutton (No)			0.24	17.05	21.55	22.06	22.35	22.44	21.85	21.41
	BEVERAGE and CIGARETTES			**4.23**							
	II. BEVERAGES			**0.95**							
	2.1 Non-alcoholic			**0.62**							
46	Coca Cola, Fanta	300 cc.		0.62	6.41	6.46	6.60	7.07	6.61	6.97	7.13
	2.2 Alcoholic			**0.34**							
47	Beer - Bedele /Harar	330 ml.		0.34	9.38	9.70	10.57	11.14	9.78	9.49	9.76
	III. CIGARETTES and TOBACCO			**3.27**							
48	Rothmans	"		3.27	**20.00**	**20.00**	**20.00**	**20.00**	**20.00**	**20.00**	**20.00**
	IV. CLOTHING and FOOTWEAR			**8.43**							

Sr. No.	*Expenditure Item*	Units		N_weight				2011	2012		
					Sep	Oct	Nov	Dec	Jan	Feb	Mar
	4.1 Clothing			**6.68**							
	4.1.1 Cloths			**1.19**							
49	'Diria'			1.19	18.74	21.36	23.15	26.26	23.20	23.92	23.35
	4.1.2 Ready made for adults			**3.17**							
50	Jeans trousers	Pair		0.50	325.18	308.00	317.73	300.64	317.85	329.27	346.14
51	Shirts (long sleeved - imported)	"		0.95	157.44	138.81	139.43	159.12	153.26	135.12	158.83
52	'Gildim'(shirit)			0.77	78.52	71.18	74.57	75.23	76.65	74.35	77.05
53	Under wear			0.40	40.00	36.59	38.26	40.00	46.61	46.61	46.61
54	Mekermia/Yeadere netela (Mutsen)			0.38	48.99	48.99	33.02	51.02	43.51	45.80	45.80
55	Jogging Suit/ Sport Tuta			0.09	264.57	256.30	259.44	267.86	263.68	268.16	258.54
56	T-shirt			0.08	63.79	60.36	61.74	67.08	81.51	74.32	52.66
	4.1.3 Ready made for children			**1.41**							
57	Dress other than national	"		0.39	92.47	86.64	140.00	140.79	138.14	133.31	138.14
58	Baby Cloths (Complete)			0.40	81.24	79.50	84.56	89.46	91.44	80.45	83.00
59	Jeans jacket and trousers			0.38	157.41	152.85	145.28	151.90	157.85	152.48	146.40
60	Shirts (Imported)			0.24	63.29	60.00	76.52	79.33	74.87	73.29	73.29
	4.1.4 Cost of tailoring			**0.90**							
	Cost of tailoring and repairs (Adults)			0.90	380.00	380.00	380.00	380.00	380.00	380.00	330.00
	4.2 Footwear and Repairs			**1.75**							

Sr. No.	Expenditure Item	Units	N_weight	Sep	Oct	Nov	Dec	Jan	Feb	Mar
							2011	2012		
	4.2.1 Adult		**1.18**							
61	Shoes, leather (Imported - Croft)(r	Pair	0.35	357.55	357.55	284.97	276.63	274.91	283.29	291.60
62	Shoes, Leather (local)(male)	Pair	0.17	**140.00**	**140.00**	**140.00**	**140.00**	**140.00**	**140.00**	**140.00**
63	Shoes, Canvas (local)(male)	Pair	0.13	**28.99**	**28.99**	**28.99**	**28.99**	**28.99**	**28.99**	**28.99**
64	Sandals plastic(male)	Pair	0.09	48.72	46.62	40.19	48.42	39.34	47.70	40.00
65	Slippers plastic	Pair	0.30	17.96	17.96	17.96	22.89	22.01	22.01	22.11
66	Shoes, Plastic (local)(Female)	Pair	0.14	22.38	22.35	21.19	20.14	18.87	18.87	18.37
	4.2.2 Children		**0.57**							
67	Shoes, Leather (Imported)	Pair	0.20	*123.96*	*123.96*	*125.22*	*122.32*	*124.12*	*122.32*	*127.83*
68	Shoes sandal- plastic (Local)	Pair	0.26	25.21	25.00	25.21	19.26	25.00	25.00	25.00
69	Shoes, Leather (Local)	Pair	0.11	121.85	147.11	138.69	126.39	140.70	134.57	121.61
	V. HOUSE RENT, CONSTRUCTION		**15.36**							
	MATERIALS, WATER, FUEL and POWER									
	5.1 House rent		**5.43**							
70	Rent (owner occupied house)	Month	5.43	222.08	222.08	222.08	222.08	222.08	222.08	222.08
	5.2 Construction Materials		**0.57**							
71	Cement	50 kg	0.37	***242.63***	***244.08***	***174.67***	***174.67***	*175.18*	*166.49*	*143.30*
72	Mega paint	4 kg.	0.20	*139.33*	*145.33*	*131.98*	*146.00*	*138.33*	*134.94*	*138.31*
	5.3 Water charge		**0.82**							
73	Water Charge	Cubic meter	0.82	**17.50**	**17.50**	**17.50**	**17.50**	**17.50**	**17.50**	**17.50**

Sr. No.	Expenditure Item	Units	N_weight	Sep	Oct	Nov	Dec	Jan	Feb	Mar
							2011	2012		
	5.4 Fuel and Power		**8.54**							
74	Electricity	k.w.	0.92	0.27	0.27	0.27	0.27	0.27	0.27	0.27
75	Kerosene	Lt.	2.95	*14.22*	*13.98*	*14.00*	*14.06*	*13.88*	*14.32*	*14.00*
76	Firewood	Cubic meter	2.06	158.90	187.44	187.44	187.44	154.94	175.83	159.05
77	Charcoal	kg.	1.88	4.45	4.90	4.40	5.31	5.09	4.73	4.63
78	Matches	Box	0.22	0.50	0.50	0.50	0.57	0.50	0.50	0.50
79	Dry cells (No.)		0.51	4.09	3.83	4.39	4.43	4.43	4.36	4.47
	VI. FURNITURE, FURNISHINGS									
	HOUSEHOLD EQUIPMENT and OPERATIONS		**4.34**							
	6.1 Furniture, fixtures		**0.49**							
80	Sofas (sets)	set	0.25	7,554.86	8,426.82	7,773.88	7,348.47	7,981.23	8,215.00	7,830.82
81	Beds	No.	0.24	2,292.07	2,271.48	2,029.23	1,857.57	1,976.01	2,000.00	1,957.43
	6.2 Furnishings and repairs		**1.05**							
82	Mattress Addis Ababa foam 120 cm	No.	0.13	700.00	700.00	700.00	700.00	700.00	700.00	700.00
83	Curtains (No.)	No.	0.22	50.52	57.65	54.63	52.33	55.09	60.50	53.71
84	Blankets (No.)	No.	0.26	224.00	224.00	224.00	224.00	224.00	224.00	224.00
85	Towels (No.)	No.	0.22	45.00	45.00	90.00	90.00	82.46	82.46	82.46
86	Bed sheets (Pair)	Pair	0.22	214.48	209.54	214.48	264.58	214.48	214.48	236.62
	6.3 Heating and Cooking appliances									

Sr. No.	*Expenditure Item*	Units		N_weight				2011	2012		
					Sep	Oct	Nov	Dec	Jan	Feb	Mar
	6.4 Other Household Equipment			**0.80**							
87	Plastic bucket	No.		0.25	48.62	37.27	37.39	52.13	49.46	48.23	51.11
88	Thermos flask (No.)	No.		0.24	78.31	78.31	78.31	78.31	78.31	78.31	78.31
89	Cooking pan	No.		0.30	*100.00*	*100.00*	*100.00*	*100.00*	*100.00*	*100.00*	*100.00*
	6.5 Household operation			**1.85**							
90	Laundry soaps, local	200 gm.		0.26	5.00	5.00	5.00	5.00	5.00	5.00	5.00
91	Incense	kg.		0.12	31.04	28.00	30.00	37.34	40.62	35.00	33.91
92	Detergent soaps, Zehra-imported	Gram		0.69	2.00	2.00	2.19	1.75	3.08	1.66	3.75
93	Laundry soaps, local	Gram		0.66	6.65	7.00	8.00	9.00	9.93	10.39	7.00
94	Detergent soaps, omo(gram)	Gram		0.06	2.09	1.90	2.19	3.18	1.87	2.12	1.75
95	Sandal wood (No)	No.		0.06	0.42	0.50	0.50	0.46	0.40	0.38	0.40
	6.6 Domestic service			**0.15**							
96	Salary for servants - Maid	Month		0.15	277.48	292.78	283.35	277.98	305.77	284.97	280.84
	VII. MEDICAL CARE and HEALTH EXPENSES			**1.02**							
	7.1 Pharmaceutical products and herbicides			**0.67**							
97	Ampicillin 250 mg.	56 capsule		0.67	24.68	22.98	22.98	24.86	28.00	24.25	25.17
	7.2 Other medical expenses			**0.35**							
98	Doctor's fee (private)	Visit		0.05	17.33	16.57	16.57	16.57	17.33	16.57	17.33
99	Doctor's fee (Government)	"		0.12	3.50	3.50	3.50	3.50	3.50	3.50	3.50
100	Bed expenses (government) per day	day		0.18	*5.00*	*5.00*	*5.00*	*5.00*	*5.00*	*5.00*	*5.00*

Sr. No.	Expenditure Item	Units		N_weight	Sep	Oct	Nov	2011 Dec	2012 Jan	Feb	Mar
	VIII. TRANSPORT and COMMUNICATION			**1.19**							
	8.1 Transport			**0.12**							
101	Fuel, motor oil and greases	Lt/auto.		0.12	23.14	21.13	20.47	21.04	21.23	21.23	21.23
	8.2 Public transport			**0.99**							
102	Air fare - from Addis to jig-jiga econ	Trip/person		0.46	950.00	952.00	953.00	1,045.00	1,045.00	1,045.00	1,058.00
103	Bus fare (per km)	"		0.38	*0.34*	*0.34*	*0.34*	*0.34*	*0.34*	*0.34*	*0.34*
104	Taxi fare (Trip)	"		0.14	1.73	1.73	1.73	1.73	1.73	1.73	1.73
	8.3 Communication			**0.08**							
105	Telephone charges- within Somali /	Period		0.08	0.20	0.20	0.20	0.20	0.20	0.20	0.20
	IX. RECREATION, ENTERTAINMENT and EDUCATION			**1.02**							
	9.1 Equipment and accessories			**0.47**							
106	T.V.set	No.		0.23	1,900.00	1,900.00	1,900.00	1,900.00	1,900.00	1,900.00	1,900.00
107	VCD - players (Mayota)	No.		0.15	*600.00*	*594.98*	*600.00*	*634.98*	*600.00*	*600.00*	*600.00*
108	Tape recorder	No.		0.09	1,374.77	1,414.78	1,374.77	1,570.00	1,374.77	1,374.77	1,374.77
	9.2 Entertainment and recreation			**0.03**							
109	Expenses for photography - black &	6 PCs.		**0.03**	7.19	7.30	6.93	6.45	6.93	6.93	7.19
	9.3 Reading			**0.00**							

Sr. No.	Expenditure Item	Units		N_weight	Sep	Oct	Nov	2011 Dec	2012 Jan	Feb	Mar
	9.4 Education			**0.52**							
110	Exercise books - 50 leaves local	No.		0.12	4.55	4.55	4.55	4.55	4.55	4.55	4.55
111	Ball-point - Bic	month		0.24	2.26	2.33	2.22	2.20	2.52	2.00	2.72
112	School uniform (No)	No.		0.16	190.53	126.20	120.24	153.21	139.48	152.48	103.92
	X. PERSONAL CARE and EFFECTS			**1.56**							
	10.1 Personal care			**0.68**							
113	Toilate soap	gm.		0.23	5.22	5.22	6.44	6.04	5.70	5.42	5.89
114	Perfume (cc)	cc		0.46	23.00	23.38	23.57	23.94	23.53	23.69	23.84
	10.2 Personal effects			**0.07**							
115	Umbrella - women imported /china	No.		0.07	39.32	53.28	50.65	63.45	64.67	74.89	72.17
	10.3 Jewelry			**0.81**							
116	Neck lace - 21 karat 6 gm gold - im	No.		0.12	**1,680.00**	**1,680.00**	**1,680.00**	**1,680.00**	**1,680.00**	**1,680.00**	**1,680.00**
117	Earrings - 18 karat 4 gm gold - local	Pair		0.16	**640.00**	**640.00**	**640.00**	**640.00**	**640.00**	**640.00**	**640.00**
118	Bracelet	No.		0.36	**2,250.00**	**2,250.00**	**2,250.00**	**2,250.00**	**2,250.00**	**2,250.00**	**2,250.00**
119	Rings	No.		0.17	**640.00**	**640.00**	**640.00**	**640.00**	**640.00**	**640.00**	**640.00**
	XI. MISCELLANEOUS GOODS			**0.84**							
120	Money transfer charge	Once		0.03	13.00	13.00	13.00	13.00	13.00	13.00	13.00
121	Coffin(No)	No.		0.57	414.73	346.41	379.47	424.26	400.00	400.00	400.00

Sr.	***Expenditure Item***	**Units**		**N_weight**				2011	2012		
No.					**Sep**	**Oct**	**Nov**	**Dec**	**Jan**	**Feb**	**Mar**
122	Photcopying	per page		0.23	0.67	0.67	0.71	0.92	1.19	1.00	1.00

Sr.	*Expenditure Item*	Units		N_weight							
No.					Apr	May	Jun	Jul	Aug	Sep	Oct
	GENERAL (All Items)			**100.00**							
	Non-FOOD TOTAL			**38.00**							
	FOOD TOTAL (A+B)			**62.01**							
	A. Food Taken at Home			**59.53**							
	1. Cereals Un-milled			**22.90**							
SOMALIA CONSUMER PRICE INDEX											
1	'Teff' mixed	Kg.		0.18	13.16	13.49	13.08	13.15	14.84	15.40	16.04
2	'Teff' white	"		0.33	15.07	15.09	14.97	15.22	16.74	17.37	17.50
3	'Teff' black	"		0.25	11.74	11.99	11.75	12.09	12.99	13.74	14.00
4	Wheat white	"		5.95	11.59	11.02	9.77	10.00	10.62	10.80	10.20
5	Maize	"		4.12	6.90	6.95	6.72	6.89	7.66	6.90	7.50
6	Wheat black	"		2.66	7.39	7.01	7.01	6.88	6.38	6.56	7.00
7	Barley white	"		2.71	11.79	10.24	9.30	10.59	10.24	11.54	10.24
8	Rice	"		2.37	15.34	14.85	15.06	15.16	14.88	14.69	14.88
9	Sorgum	"		**4.33**	6.99	7.12	7.28	7.10	7.43	7.17	8.17
	2. Pulses sub total (2.1+2.2)			**0.77**							
	2.1 Pulses Un-milled			**0.26**							
10	Chick peas	Kg.		0.13	15.11	15.47	14.18	14.49	14.98	15.51	15.67
11	Haricot beans	Kg.		0.13	10.47	11.28	10.88	9.68	12.45	11.48	11.45
	2.2 Pulses milled			**0.51**							
12	Lentils split	Kg.		0.14	27.38	28.18	27.87	27.60	27.61	28.11	27.51
13	Peas milled	"		0.09	32.16	28.70	27.63	25.98	28.49	28.34	27.49
14	Mixed pulses milled	"		0.06	22.72	22.26	23.70	21.39	21.20	20.20	20.01
15	Fenugreek milled			0.22	44.71	41.93	47.58	44.46	46.00	42.37	45.86

Sr. No.	*Expenditure Item*	Units		N_weight	Apr	May	Jun	Jul	Aug	Sep	Oct
	3. Pasta, Bread etc. (3.1+3.2)			**3.65**							
	3.1 Pasta and Cereals Products			**1.11**							
16	Macaroni (local without egg)	Kg.		0.42	18.30	18.16	18.39	18.20	18.11	18.29	17.64
17	Spaghetti (local without egg)	"		0.69	20.00	20.00	20.00	20.00	20.00	20.00	20.00
	3.2 Bread and other prepared food			**2.54**							
18	Wheat bread (bakery)	350 gm		1.02	5.04	4.97	4.76	5.08	4.97	4.68	4.67
19	'Injera' - Teff mixed	325 gm		1.29	3.87	4.38	4.02	3.87	4.03	4.33	4.35
20	Wheat bread (traditional - Ambasl	350 gm.		0.14	1.75	3.02	3.50	5.39	5.39	5.04	4.51
21	Biscuits	150 gm.		0.09	4.63	4.51	4.51	4.69	4.24	4.83	4.76
	4. Meat			**2.23**							
22	Beef - 'Shint'	Kg.		1.14	98.51	104.10	103.75	103.09	103.09	104.13	115.42
23	Chicken (Hen alive indigenous - coc	No.		0.03	37.39	37.87	36.38	45.46	39.75	51.78	49.68
24	Mutton (Sheep alive 10-15 kg.)	"		1.06	505.64	511.78	524.71	553.09	577.30	589.85	520.71
	5. Milk, Cheese and Egg			**7.62**							
25	Milk un-pasteurized	Lt.		7.40	12.51	13.24	12.32	12.48	13.73	12.51	14.64
26	Eggs	Dozen		0.10	27.47	29.70	31.86	31.21	35.71	34.60	32.80
27	Milk Powdered (gram)			0.11	78.30	76.63	78.30	80.00	90.00	80.00	116.13
	6. Oils and Fats			**3.24**							
28	Butter unrefined	Kg.		0.08	142.27	150.00	149.66	137.44	153.26	151.62	134.45
29	Edible oil (Imported)	Lt.		3.16	33.07	31.67	29.14	31.50	31.61	32.10	31.56

Sr. No.	*Expenditure Item*	Units		N_weight	Apr	May	Jun	Jul	Aug	Sep	Oct
	7. Vegetables and Fruits (7.1+7.2)			**1.76**							
	7.1 Vegetables			**1.68**							
30	Onions	Kg.		0.77	11.78	15.49	14.25	13.80	13.81	14.44	14.03
31	Tomato	"		0.85	11.43	13.50	12.73	12.84	11.00	15.49	14.19
32	Garlic	"		0.06	41.09	48.16	43.37	42.27	42.73	41.76	37.24
33											
	7.2 Fruits			**0.08**							
34	Banana	Kg.		0.08	10.46	11.96	10.83	11.51	14.69	12.71	12.29
	8. Spices			**0.53**							
35	Pepper flour	"		0.53	55.00	52.00	48.66	50.00	50.00	48.00	45.33
	9. Potatoes, Other Tubers and Stems			**0.34**							
36	Potato	Kg.		0.34	8.39	12.60	9.34	8.83	7.98	7.70	6.50
	10. Coffee and Tea Leaves			**10.16**							
37	Coffee beans	Kg.		0.31	109.53	109.59	107.34	104.57	96.50	97.13	94.24
38	Tea leaves	100 gm.		0.85	5.29	5.13	6.58	7.55	8.66	8.02	9.03
39	'Chat'	Kg.		9.00	68.24	56.98	47.76	56.62	52.40	54.16	55.82
	11. Other food items			**5.92**							
40	Sugar - unpacked	Kg.		5.62	18.29	18.41	18.87	18.95	18.59	17.61	18.12
41	Salt - unpacked non iodized	"		0.30	5.41	4.61	4.89	4.68	4.86	5.14	5.33

Sr. No.	*Expenditure Item*	Units	N_weight	Apr	May	Jun	Jul	Aug	Sep	Oct
	12. Milling Charges		**0.41**							
42	Cereals	100 kg.	0.41	41.29	40.73	39.17	40.73	40.73	40.73	40.09
	B. Food Taken Away From Home		**2.48**							
43	Meal (Hotel food - non fasting 'key w	Single Meal	0.62	17.50	20.90	23.93	22.76	22.55	22.68	23.99
44	Cup of tea	No.	0.34	1.42	1.25	1.39	1.39	1.24	1.43	1.71
45	Fasting meal without fish (No)		0.66	11.62	11.52	13.12	12.49	12.96	13.11	13.94
46	Cup of milk with tea or coffee		0.48	4.31	3.47	3.77	3.71	3.71	3.85	3.92
47	Cup of coffee (No)		0.13	3.06	2.93	3.35	3.46	3.01	2.51	3.76
48	"Tibs", mutton (No)		0.24	21.09	25.63	28.35	27.57	27.60	27.82	28.25
	BEVERAGE and CIGARETTES		**4.23**							
	II. BEVERAGES		**0.95**							
	2.1 Non-alcoholic		**0.62**							
46	Coca Cola, Fanta	300 cc.	0.62	7.70	7.58	7.13	7.19	7.51	7.51	7.54
	2.2 Alcoholic		**0.34**							
47	Beer - Bedele /Harar	330 ml.	0.34	9.76	9.95	9.88	10.07	9.73	9.73	10.24
	III. CIGARETTES and TOBACCO		**3.27**							
48	Rothmans	"	3.27	**20.00**	**20.00**	**20.00**	**20.00**	**20.00**	**20.00**	**20.00**
	IV. CLOTHING and FOOTWEAR		**8.43**							

Sr. No.	*Expenditure Item*	Units		N_weight	Apr	May	Jun	Jul	Aug	Sep	Oct
	4.1 Clothing			**6.68**							
	4.1.1 Cloths			**1.19**							
49	'Diria'			1.19	23.64	23.94	22.95	23.94	31.70	32.28	32.77
	4.1.2 Ready made for adults			**3.17**							
50	Jeans trousers	Pair		0.50	339.92	379.63	401.80	391.17	375.38	377.11	376.93
51	Shirts (long sleeved - imported)	"		0.95	144.89	146.55	184.80	162.33	146.54	169.79	149.63
52	'Gildim'(shirit)			0.77	77.03	79.57	87.35	90.08	93.62	92.73	98.74
53	Under wear			0.40	40.00	40.00	40.00	**40.00**	**40.00**	**40.00**	**40.00**
54	Mekermia/Yeadere netela (Mutsen)			0.38	48.09	35.00	30.00	31.58	31.58	25.00	25.00
55	Jogging Suit/ Sport Tuta			0.09	268.30	271.97	310.44	274.10	300.00	315.82	306.52
56	T-shirt			0.08	62.85	57.85	59.35	64.02	70.18	70.90	85.37
	4.1.3 Ready made for children			**1.41**							
57	Dress other than national	"		0.39	223.99	173.27	221.00	245.50	215.84	231.65	339.03
58	Baby Cloths (Complete)			0.40	136.58	84.79	84.98	90.20	88.87	73.29	79.53
59	Jeans jacket and trousers			0.38	174.74	166.56	160.00	168.95	194.52	269.20	274.97
60	Shirts (Imported)			0.24	98.30	80.99	81.63	103.23	69.57	106.14	77.47
	4.1.4 Cost of tailoring			**0.90**							
	Cost of tailoring and repairs (Adults)			0.90	320.00	350.00	350.00	350.00	350.00	350.00	350.00
	4.2 Footwear and Repairs			**1.75**							

Sr. No.	Expenditure Item	Units	N_weight	Apr	May	Jun	Jul	Aug	Sep	Oct
	4.2.1 Adult		**1.18**							
61	Shoes, leather (Imported - Croft)(r	Pair	0.35	281.54	288.32	295.00	288.32	345.59	379.91	426.17
62	Shoes, Leather (local)(male)	Pair	0.17	**140.00**	**140.00**	**140.00**	**140.00**	**140.00**	**140.00**	**140.00**
63	Shoes, Canvas (local)(male)	Pair	0.13	**28.99**	**28.99**	**28.99**	**28.99**	**28.99**	**28.99**	**28.99**
64	Sandals plastic(male)	Pair	0.09	49.74	51.13	43.43	49.88	54.85	50.90	52.02
65	Slippers plastic	Pair	0.30	21.83	23.41	27.97	27.80	28.94	27.69	28.29
66	Shoes, Plastic (local)(Female)	Pair	0.14	20.96	20.25	21.13	21.87	19.69	20.98	17.75
	4.2.2 Children		**0.57**							
67	Shoes, Leather (Imported)	Pair	0.20	*194.71*	*202.96*	*202.96*	*202.96*	*202.96*	*189.82*	*193.28*
68	Shoes sandal- plastic (Local)	Pair	0.26	25.00	25.00	25.00	25.00	17.10	25.00	25.00
69	Shoes, Leather (Local)	Pair	0.11	122.74	121.71	153.62	198.50	126.47	153.15	149.22
	V. HOUSE RENT, CONSTRUCTION		**15.36**							
	MATERIALS, WATER, FUEL and POWER									
	5.1 House rent		**5.43**							
70	Rent (owner occupied house)	Month	5.43	222.08	222.08	256.88	256.88	256.88	256.88	256.88
	5.2 Construction Materials		**0.57**							
71	Cement	50 kg	0.37	*132.48*	*168.59*	*152.46*	*156.52*	*191.00*	*149.10*	*144.10*
72	Mega paint	4 kg.	0.20	*141.65*	*131.65*	*131.65*	*146.65*	*148.99*	*150.00*	*157.65*
	5.3 Water charge		**0.82**							
73	Water Charge	Cubic meter	0.82	**17.50**	**17.50**	**17.50**	**17.50**	**17.50**	**17.50**	**17.50**

Sr. No.	Expenditure Item	Units	N_weight	Apr	May	Jun	Jul	Aug	Sep	Oct
	5.4 Fuel and Power		**8.54**							
74	Electricity	k.w.	0.92	0.27	0.27	0.27	0.27	0.27	0.27	0.27
75	Kerosene	Lt.	2.95	*14.26*	*14.26*	*14.32*	*14.04*	*13.99*	*13.99*	*14.04*
76	Firewood	Cubic meter	2.06	150.41	158.96	184.65	207.22	207.09	223.52	280.78
77	Charcoal	kg.	1.88	4.74	5.38	4.96	4.99	5.27	5.46	5.70
78	Matches	Box	0.22	0.50	0.50	0.50	0.50	0.57	0.50	0.57
79	Dry cells (No.)		0.51	4.57	4.74	4.64	4.73	4.83	4.48	4.65
	VI. FURNITURE, FURNISHINGS									
	HOUSEHOLD EQUIPMENT and OPERATIONS		**4.34**							
	6.1 Furniture, fixtures		**0.49**							
80	Sofas (sets)	set	0.25	7,804.10	7,500.00	7,000.00	7,000.00	8,000.00	7,000.00	7,000.00
81	Beds	No.	0.24	2,095.38	2,500.00	2,345.21	1,800.00	2,330.04	2,154.43	2,200.00
	6.2 Furnishings and repairs		**1.05**							
82	Mattress Addis Ababa foam 120 cm	No.	0.13	700.00	700.00	700.00	700.00	700.00	700.00	700.00
83	Curtains (No.)	No.	0.22	46.79	53.76	52.73	53.00	52.74	52.74	90.00
84	Blankets (No.)	No.	0.26	224.00	224.00	224.00	224.00	224.00	224.00	224.00
85	Towels (No.)	No.	0.22	65.00	65.00	65.00	65.00	65.00	87.46	87.46
86	Bed sheets (Pair)	Pair	0.22	209.76	209.76	209.76	273.29	253.29	300.00	190.00
	6.3 Heating and Cooking appliances									

Sr. No.	Expenditure Item	Units		N_weight	Apr	May	Jun	Jul	Aug	Sep	Oct
	6.4 Other Household Equipment			**0.80**							
87	Plastic bucket	No.		0.25	49.44	45.49	49.04	47.18	55.82	47.69	54.23
88	Thermos flask (No.)	No.		0.24	78.31	100.00	100.00	100.00	100.00	100.00	100.00
89	Cooking pan	No.		0.30	*100.00*	*100.00*	*100.00*	*100.00*	*100.00*	*100.00*	*100.00*
	6.5 Household operation			**1.85**							
90	Laundry soaps, local	200 gm.		0.26	5.00	5.00	5.00	5.00	5.00	5.00	7.00
91	Incense	kg.		0.12	40.00	40.66	49.50	60.00	82.13	50.00	84.85
92	Detergent soaps, Zehra-imported	Gram		0.69	4.03	2.00	2.00	2.00	2.00	2.00	2.00
93	Laundry soaps, local	Gram		0.66	8.65	10.00	11.91	9.65	10.42	8.65	11.74
94	Detergent soaps, omo(gram)	Gram		0.06	1.88	3.08	3.75	4.03	2.90	3.87	4.08
95	Sandal wood (No)	No.		0.06	0.50	0.45	0.50	0.50	0.50	0.50	0.50
	6.6 Domestic service			**0.15**							
96	Salary for servants - Maid	Month		0.15	284.43	280.09	289.23	278.13	278.74	271.36	281.62
	VII. MEDICAL CARE and HEALTH EXPENSES			**1.02**							
	7.1 Pharmaceutical products and herbicides			**0.67**							
97	Ampicillin 250 mg.	56 capsule		0.67	30.23	27.35	31.06	23.67	29.96	30.67	30.24
	7.2 Other medical expenses			**0.35**							
98	Doctor's fee (private)	Visit		0.05	18.64	19.33	19.33	19.33	19.33	19.33	19.33
99	Doctor's fee (Government)	"		0.12	3.50	3.50	3.50	3.50	3.32	3.50	3.41
100	Bed expenses (government) per day	day		0.18	*5.00*	*5.00*	*5.00*	*5.00*	*10.00*	*5.00*	*10.00*

Sr. No.	Expenditure Item	Units		N_weight	Apr	May	Jun	Jul	Aug	Sep	Oct
	VIII. TRANSPORT and COMMUNICATION			**1.19**							
	8.1 Transport			**0.12**							
101	Fuel, motor oil and greases	Lt/auto.		0.12	21.29	21.31	21.05	21.05	19.32	19.42	19.40
	8.2 Public transport			**0.99**							
102	Air fare - from Addis to jig-jiga econ	Trip/person		0.46	1,162.00	1,165.00	1,177.00	1,177.00	1,177.00	1,195.00	1,209.00
103	Bus fare (per km)	"		0.38	*0.34*	*0.34*	*0.34*	*0.34*	*0.34*	*0.34*	*0.40*
104	Taxi fare (Trip)	"		0.14	1.73	1.73	1.73	1.73	1.73	1.73	1.73
	8.3 Communication			**0.08**							
105	Telephone charges- within Somali /	Period		0.08	0.20	0.20	0.20	0.20	0.20	0.20	0.20
	IX. RECREATION, ENTERTAINMENT and EDUCATION			**1.02**							
	9.1 Equipment and accessories			**0.47**							
106	T.V.set	No.		0.23	1,900.00	1,900.00	1,900.00	1,900.00	2,500.00	3,274.90	3,274.90
107	VCD - players (Mayota)	No.		0.15	*600.00*	*650.00*	*636.65*	*600.00*	*600.00*	*600.00*	*600.00*
108	Tape recorder	No.		0.09	1,374.77	1,374.77	1,374.77	1,374.77	1,374.77	1,374.77	1,374.77
	9.2 Entertainment and recreation			**0.03**							
109	Expenses for photography - black &	6 PCs.		**0.03**	7.19	7.19	8.03	7.75	7.75	7.75	6.82
	9.3 Reading			**0.00**							

Sr. No.	Expenditure Item	Units		N_weight	Apr	May	Jun	Jul	Aug	Sep	Oct
	9.4 Education			**0.52**							
110	Exercise books - 50 leaves local	No.		0.12	4.55	4.55	4.55	4.55	4.55	4.55	6.00
111	Ball-point - Bic	month		0.24	2.51	2.31	2.31	2.60	2.77	2.00	2.58
112	School uniform (No)	No.		0.16	157.48	154.95	154.95	179.95	158.88	153.26	146.48
	X. PERSONAL CARE and EFFECTS			**1.56**							
	10.1 Personal care			**0.68**							
113	Toilate soap	gm.		0.23	5.60	5.27	5.70	5.48	6.50	6.66	6.33
114	Perfume (cc)	cc		0.46	23.73	23.68	23.76	23.76	25.07	24.64	24.22
	10.2 Personal effects			**0.07**							
115	Umbrella - women imported /china	No.		0.07	50.00	50.00	57.45	57.45	52.44	52.44	52.44
	10.3 Jewelry			**0.81**							
116	Neck lace - 21 karat 6 gm gold - im	No.		0.12	**1,680.00**	**1,680.00**	**1,680.00**	**1,680.00**	**1,680.00**	**1,680.00**	**1,680.00**
117	Earrings - 18 karat 4 gm gold - local	Pair		0.16	**640.00**	**640.00**	**640.00**	**640.00**	**640.00**	**640.00**	**640.00**
118	Bracelet	No.		0.36	**2,250.00**	**2,250.00**	**2,250.00**	**2,250.00**	**2,250.00**	**2,250.00**	**2,250.00**
119	Rings	No.		0.17	**640.00**	**640.00**	**640.00**	**640.00**	**640.00**	**640.00**	**640.00**
	XI. MISCELLANEOUS GOODS			**0.84**							
120	Money transfer charge	Once		0.03	13.00	13.00	13.00	13.00	13.00	13.00	13.00
121	Coffin(No)	No.		0.57	400.00	430.00	400.00	400.00	400.00	400.00	400.00

Sr.	***Expenditure Item***	**Units**		**N_weight**							
No.					**Apr**	**May**	**Jun**	**Jul**	**Aug**	**Sep**	**Oct**
122	Photcopying	per page		0.23	1.09	1.19	0.85	1.18	1.22	0.95	1.09

Sr.	*Expenditure Item*	Units		N_weight					
No.					Nov	Dec	Jan	Feb	Diff
	GENERAL (All Items)			**100.00**					
	Non-FOOD TOTAL			**38.00**					
	FOOD TOTAL (A+B)			**62.01**					
	A. Food Taken at Home			**59.53**					
	1. Cereals Un-milled			**22.90**					
SOMALIA CONSUMER PRICE INDEX									
1	'Teff' mixed	Kg.		0.18	15.86	15.27	15.46	15.86	0.40
2	'Teff' white	"		0.33	17.50	17.22	17.30	17.33	0.03
3	'Teff' black	"		0.25	14.00	13.74	14.00	14.00	0.00
4	Wheat white	"		5.95	10.44	11.09	10.34	9.45	(0.89)
5	Maize	"		4.12	7.43	7.69	7.59	7.20	(0.40)
6	Wheat black	"		2.66	6.90	6.87	7.06	6.97	(0.09)
7	Barley white	"		2.71	10.47	11.19	10.00	10.31	0.31
8	Rice	"		2.37	14.99	14.89	14.88	15.10	0.22
9	Sorgum	"		**4.33**	7.84	7.66	7.77	7.36	(0.41)
									0.00
									0.00
									0.00
	2. Pulses sub total (2.1+2.2)			**0.77**					0.00
									0.00
	2.1 Pulses Un-milled			**0.26**					0.00
									0.00
10	Chick peas	Kg.		0.13	15.63	15.11	14.36	14.75	0.40
11	Haricot beans	Kg.		0.13	11.22	10.36	10.68	10.74	0.06
									0.00
	2.2 Pulses milled			**0.51**					0.00
									0.00
12	Lentils split	Kg.		0.14	26.87	26.79	26.84	25.97	(0.87)
13	Peas milled	"		0.09	26.06	27.50	28.59	31.91	3.32
14	Mixed pulses milled	"		0.06	22.17	21.70	22.41	21.15	(1.26)
15	Fenugreek milled			0.22	40.34	40.89	39.24	40.71	1.47

Sr. No.	*Expenditure Item*	Units		N_weight	Nov	Dec	Jan	Feb	Diff
									0.00
	3. Pasta, Bread etc. (3.1+3.2)			**3.65**					0.00
									0.00
	3.1 Pasta and Cereals Products			**1.11**					0.00
									0.00
16	Macaroni (local without egg)	Kg.		0.42	18.05	17.94	17.58	17.51	(0.07)
17	Spaghetti (local without egg)	"		0.69	20.00	20.00	20.00	20.00	0.00
									0.00
	3.2 Bread and other prepared food			**2.54**					0.00
									0.00
18	Wheat bread (bakery)	350 gm		1.02	4.84	4.98	5.05	5.08	0.03
19	'Injera' - Teff mixed	325 gm		1.29	4.43	4.46	4.34	4.34	0.00
20	Wheat bread (traditional - Ambasl	350 gm.		0.14	4.20	4.33	4.35	4.51	0.16
21	Biscuits	150 gm.		0.09	4.93	4.39	4.63	4.40	(0.23)
									0.00
	4. Meat			**2.23**					0.00
									0.00
22	Beef - 'Shint'	Kg.		1.14	114.65	118.59	123.64	110.14	(13.50)
23	Chicken (Hen alive indigenous - coc	No.		0.03	50.00	48.56	50.91	45.11	(5.80)
24	Mutton (Sheep alive 10-15 kg.)	"		1.06	521.08	542.41	575.23	578.57	3.35
									0.00
	5. Milk, Cheese and Egg			**7.62**					0.00
									0.00
25	Milk un-pasteurized	Lt.		7.40	14.31	13.65	14.41	13.77	(0.64)
26	Eggs	Dozen		0.10	35.33	34.05	35.28	33.25	(2.03)
27	Milk Powdered (gram)			0.11	168.75	168.75	150.00	168.75	18.75
									0.00
	6. Oils and Fats			**3.24**					0.00
									0.00
28	Butter unrefined	Kg.		0.08	132.63	133.54	150.21	147.56	(2.65)
29	Edible oil (Imported)	Lt.		3.16	31.19	31.29	31.36	31.38	0.02
									0.00

Sr.	*Expenditure Item*	Units		N_weight					
No.					Nov	Dec	Jan	Feb	Diff
	7. Vegetables and Fruits (7.1+7.2)			**1.76**					0.00
									0.00
	7.1 Vegetables			**1.68**					0.00
									0.00
30	Onions	Kg.		0.77	12.94	12.24	11.08	8.12	(2.96)
31	Tomato	"		0.85	12.35	12.53	9.88	9.57	(0.31)
32	Garlic	"		0.06	33.34	34.65	27.50	34.69	7.19
33									0.00
									0.00
	7.2 Fruits			**0.08**					0.00
									0.00
34	Banana	Kg.		0.08	12.34	12.52	12.84	13.31	0.47
									0.00
	8. Spices			**0.53**					0.00
									0.00
35	Pepper flour	"		0.53	38.66	38.31	37.66	37.66	0.00
									0.00
	9. Potatoes, Other Tubers and Stems			**0.34**					0.00
									0.00
36	Potato	Kg.		0.34	6.37	6.50	6.88	6.82	(0.06)
									0.00
	10. Coffee and Tea Leaves			**10.16**					0.00
									0.00
37	Coffee beans	Kg.		0.31	95.43	90.77	73.07	70.93	(2.14)
38	Tea leaves	100 gm.		0.85	9.60	9.68	9.47	9.37	(0.11)
39	'Chat'	Kg.		9.00	56.13	56.26	56.42	55.11	(1.31)
									0.00
	11. Other food items			**5.92**					0.00
									0.00
40	Sugar - unpacked	Kg.		5.62	18.41	18.82	18.68	18.44	(0.25)
41	Salt - unpacked non iodized	"		0.30	5.36	5.53	5.43	5.46	0.03

Sr. No.	*Expenditure Item*	Units		N_weight	Nov	Dec	Jan	Feb	Diff
									0.00
	12. Milling Charges			**0.41**					0.00
									0.00
42	Cereals	100 kg.		0.41	42.72	42.72	42.72	42.72	0.00
									0.00
	B. Food Taken Away From Home			**2.48**					0.00
									0.00
43	Meal (Hotel food - non fasting 'key w	Single Meal		0.62	24.72	24.23	24.23	24.08	(0.15)
44	Cup of tea	No.		0.34	1.64	1.69	1.69	1.77	0.08
45	Fasting meal without fish (No)			0.66	13.33	12.69	13.33	13.33	0.00
46	Cup of milk with tea or coffee			0.48	3.92	3.92	4.00	3.90	(0.10)
47	Cup of coffee (No)			0.13	3.92	3.74	4.00	3.44	(0.56)
48	"Tibs", mutton (No)			0.24	28.79	29.27	28.79	29.69	0.89
									0.00
	BEVERAGE and CIGARETTES			**4.23**					0.00
	II. BEVERAGES			**0.95**					0.00
									0.00
									0.00
	2.1 Non-alcoholic			**0.62**					0.00
									0.00
46	Coca Cola, Fanta	300 cc.		0.62	7.54	7.54	7.90	7.27	(0.63)
									0.00
	2.2 Alcoholic			**0.34**					0.00
									0.00
47	Beer - Bedele /Harar	330 ml.		0.34	9.85	10.21	10.21	10.64	0.43
									0.00
	III. CIGARETTES and TOBACCO			**3.27**					0.00
									0.00
48	Rothmans	"		3.27	**25.00**	**25.00**	**25.00**	**15.94**	(9.06)
									0.00
	IV. CLOTHING and FOOTWEAR			**8.43**					0.00

Sr. No.	Expenditure Item	Units		N_weight	Nov	Dec	Jan	Feb	Diff
									0.00
	4.1 Clothing			**6.68**					0.00
									0.00
	4.1.1 Cloths			**1.19**					0.00
									0.00
49	'Diria'			1.19	32.10	30.68	31.70	31.70	0.00
									0.00
	4.1.2 Ready made for adults			**3.17**					0.00
									0.00
50	Jeans trousers	Pair		0.50	415.51	396.78	394.65	413.83	19.18
51	Shirts (long sleeved - imported)	"		0.95	146.84	144.61	143.66	147.78	4.12
52	'Gildim'(shirit)			0.77	97.88	97.37	98.86	103.08	4.22
53	Under wear			0.40	**40.00**	**40.00**	**50.00**	**43.27**	(6.73)
54	Mekermia/Yeadere netela (Mutsen)			0.38	31.58	30.00	31.58	30.00	(1.58)
55	Jogging Suit/ Sport Tuta			0.09	300.00	300.00	253.29	306.52	53.23
56	T-shirt			0.08	88.82	93.38	95.74	97.58	1.85
									0.00
	4.1.3 Ready made for children			**1.41**					0.00
									0.00
57	Dress other than national	"		0.39	333.04	306.43	300.00	250.00	(50.00)
58	Baby Cloths (Complete)			0.40	93.17	96.99	96.70	94.49	(2.21)
59	Jeans jacket and trousers			0.38	274.97	121.64	121.64	300.00	178.36
60	Shirts (Imported)			0.24	86.57	90.36	113.08	113.72	0.65
									0.00
	4.1.4 Cost of tailoring			**0.90**					0.00
									0.00
	Cost of tailoring and repairs (Adults)			0.90	346.63	333.10	322.88	316.42	(6.46)
									0.00
	4.2 Footwear and Repairs			**1.75**					0.00
									0.00

Sr. No.	Expenditure Item	Units	N_weight	Nov	Dec	Jan	Feb	Diff
	4.2.1 Adult		**1.18**					0.00
61	Shoes, leather (Imported - Croft)(r	Pair	0.35	383.13	384.81	369.38	312.86	(56.52)
62	Shoes, Leather (local)(male)	Pair	0.17	**140.00**	**140.00**	**140.00**	**140.00**	0.00
63	Shoes, Canvas (local)(male)	Pair	0.13	**28.99**	**28.99**	**28.99**	**28.99**	0.00
64	Sandals plastic(male)	Pair	0.09	54.35	53.91	53.91	54.93	1.03
65	Slippers plastic	Pair	0.30	29.04	28.11	27.19	27.68	0.49
66	Shoes, Plastic (local)(Female)	Pair	0.14	17.62	17.65	18.63	18.17	(0.46)
								0.00
	4.2.2 Children		**0.57**					0.00
								0.00
67	Shoes, Leather (Imported)	Pair	0.20	*192.64*	*178.03*	*142.48*	*150.29*	7.81
68	Shoes sandal- plastic (Local)	Pair	0.26	25.00	25.00	25.00	25.00	0.00
69	Shoes, Leather (Local)	Pair	0.11	144.45	139.28	142.11	145.72	3.61
								0.00
	V. HOUSE RENT, CONSTRUCTION		**15.36**					0.00
	MATERIALS, WATER, FUEL and POWER							0.00
								0.00
	5.1 House rent		**5.43**					0.00
								0.00
70	Rent (owner occupied house)	Month	5.43	256.88	256.88	256.88	256.88	0.00
								0.00
	5.2 Construction Materials		**0.57**					0.00
								0.00
71	Cement	50 kg	0.37	*156.45*	*129.87*	*129.03*	*131.22*	2.19
72	Mega paint	4 kg.	0.20	*150.99*	*151.65*	*167.65*	*151.65*	(16.01)
								0.00
	5.3 Water charge		**0.82**					0.00
								0.00
73	Water Charge	Cubic meter	0.82	**17.50**	**17.50**	**17.50**	**17.50**	0.00
								0.00

Sr. No.	Expenditure Item	Units	N_weight	Nov	Dec	Jan	Feb	Diff
	5.4 Fuel and Power		**8.54**					0.00
								0.00
74	Electricity	k.w.	0.92	0.27	0.27	0.27	0.27	0.00
75	Kerosene	Lt.	2.95	*13.84*	*13.86*	*13.89*	*14.06*	0.17
76	Firewood	Cubic meter	2.06	269.75	260.58	238.40	246.05	7.65
77	Charcoal	kg.	1.88	5.41	5.32	5.74	5.81	0.07
78	Matches	Box	0.22	0.57	0.57	0.57	0.57	0.00
79	Dry cells (No.)		0.51	4.78	5.05	4.83	4.74	(0.08)
								0.00
	VI. FURNITURE, FURNISHINGS							0.00
	HOUSEHOLD EQUIPMENT and OPERATIONS		**4.34**					0.00
								0.00
	6.1 Furniture, fixtures		**0.49**					0.00
								0.00
80	Sofas (sets)	set	0.25	7,000.00	7,500.00	8,000.00	8,000.00	0.00
81	Beds	No.	0.24	2,154.43	2,154.43	2,645.75	2,596.25	(49.50)
								0.00
	6.2 Furnishings and repairs		**1.05**					0.00
								0.00
82	Mattress Addis Ababa foam 120 cm	No.	0.13	700.00	700.00	700.00	700.00	0.00
83	Curtains (No.)	No.	0.22	52.13	71.41	74.24	69.79	(4.45)
84	Blankets (No.)	No.	0.26	224.00	224.00	224.00	224.00	0.00
85	Towels (No.)	No.	0.22	87.46	87.46	87.46	87.46	0.00
86	Bed sheets (Pair)	Pair	0.22	230.00	230.00	224.94	220.00	(4.94)
								0.00
								0.00
	6.3 Heating and Cooking appliances							0.00
								0.00
								0.00
								0.00

Sr.	***Expenditure Item***	**Units**		**N_weight**					
No.					**Nov**	**Dec**	**Jan**	**Feb**	**Diff**
	6.4 Other Household Equipment			**0.80**					0.00
									0.00
87	Plastic bucket	No.		0.25	52.55	50.83	50.88	53.52	2.65
88	Thermos flask (No.)	No.		0.24	100.00	100.00	100.00	100.00	0.00
89	Cooking pan	No.		0.30	*100.00*	*100.00*	*100.00*	*56.98*	(43.02)
									0.00
	6.5 Household operation			**1.85**					0.00
									0.00
90	Laundry soaps, local	200 gm.		0.26	7.00	7.00	7.00	7.00	0.00
91	Incense	kg.		0.12	93.17	96.59	104.43	99.20	(5.24)
92	Detergent soaps, Zehra-imported	Gram		0.69	2.00	2.00	2.50	2.50	0.00
93	Laundry soaps, local	Gram		0.66	11.26	10.67	11.82	11.82	0.00
94	Detergent soaps, omo(gram)	Gram		0.06	4.18	4.13	4.03	4.03	0.00
95	Sandal wood (No)	No.		0.06	0.51	0.50	0.50	0.50	0.00
									0.00
	6.6 Domestic service			**0.15**					0.00
									0.00
96	Salary for servants - Maid	Month		0.15	296.77	295.09	301.22	312.47	11.26
									0.00
	VII. MEDICAL CARE and HEALTH								0.00
	EXPENSES			**1.02**					0.00
									0.00
	7.1 Pharmaceutical products and herbicides			**0.67**					0.00
									0.00
97	Ampicillin 250 mg.	56 capsule		0.67	31.08	34.80	34.88	34.49	(0.39)
									0.00
	7.2 Other medical expenses			**0.35**					0.00
									0.00
98	Doctor's fee (private)	Visit		0.05	22.80	22.80	22.80	22.80	0.00
99	Doctor's fee (Government)	"		0.12	3.94	3.94	3.94	3.94	0.00
100	Bed expenses (government) per day	day		0.18	*10.00*	*10.00*	*10.00*	*10.00*	0.00

Sr. No.	Expenditure Item	Units		N_weight	Nov	Dec	Jan	Feb	Diff
									0.00
	VIII. TRANSPORT and COMMUNICATION			**1.19**					0.00
									0.00
	8.1 Transport			**0.12**					0.00
									0.00
101	Fuel, motor oil and greases	Lt/auto.		0.12	19.51	19.35	19.32	19.32	0.00
									0.00
	8.2 Public transport			**0.99**					0.00
									0.00
102	Air fare - from Addis to jig-jiga econ	Trip/person		0.46	1,209.00	1,209.00	1,214.00	1,219.00	5.00
103	Bus fare (per km)	"		0.38	*0.40*	*0.40*	*0.40*	*0.40*	0.00
104	Taxi fare (Trip)	"		0.14	1.73	1.73	1.73	1.68	(0.05)
									0.00
	8.3 Communication			**0.08**					0.00
									0.00
105	Telephone charges- within Somali /	Period		0.08	0.20	0.20	0.20	0.20	0.00
									0.00
	IX. RECREATION, ENTERTAINMENT								0.00
	and EDUCATION			**1.02**					0.00
									0.00
	9.1 Equipment and accessories			**0.47**					0.00
									0.00
106	T.V.set	No.		0.23	2,700.00	3,600.00	3,600.00	3,600.00	0.00
107	VCD - players (Mayota)	No.		0.15	*574.46*	*646.65*	*646.65*	*586.59*	(60.06)
108	Tape recorder	No.		0.09	1,374.77	1,374.77	1,374.77	1,374.77	0.00
									0.00
	9.2 Entertainment and recreation			**0.03**					0.00
109	Expenses for photography - black &	6 PCs.		**0.03**	7.75	8.15	8.75	8.75	0.00
									0.00
	9.3 Reading			**0.00**					0.00

Sr. No.	Expenditure Item	Units		N_weight	Nov	Dec	Jan	Feb	Diff
									0.00
									0.00
	9.4 Education			**0.52**					0.00
									0.00
110	Exercise books - 50 leaves local	No.		0.12	6.00	6.00	6.00	6.00	0.00
111	Ball-point - Bic	month		0.24	2.09	1.91	2.38	2.00	(0.38)
112	School uniform (No)	No.		0.16	148.36	164.32	177.41	178.62	1.21
									0.00
	X. PERSONAL CARE and EFFECTS			**1.56**					0.00
									0.00
	10.1 Personal care			**0.68**					0.00
									0.00
113	Toilate soap	gm.		0.23	6.51	6.79	6.68	7.02	0.34
114	Perfume (cc)	cc		0.46	24.29	24.50	24.41	24.42	0.01
									0.00
	10.2 Personal effects			**0.07**					0.00
									0.00
115	Umbrella - women imported /china	No.		0.07	55.00	45.00	54.03	35.97	(18.06)
									0.00
	10.3 Jewelry			**0.81**					0.00
									0.00
116	Neck lace - 21 karat 6 gm gold - im	No.		0.12	**1,680.00**	**1,680.00**	**1,680.00**	**1,680.00**	0.00
117	Earrings - 18 karat 4 gm gold - local	Pair		0.16	**640.00**	**640.00**	**640.00**	**640.00**	0.00
118	Bracelet	No.		0.36	**2,250.00**	**2,250.00**	**2,250.00**	**2,250.00**	0.00
119	Rings	No.		0.17	**640.00**	**640.00**	**640.00**	**640.00**	0.00
									0.00
	XI. MISCELLANEOUS GOODS			**0.84**					0.00
									0.00
120	Money transfer charge	Once		0.03	13.00	13.00	13.00	13.00	0.00
121	Coffin(No)	No.		0.57	400.00	400.00	400.00	400.00	0.00

Sr.	***Expenditure Item***	**Units**		**N_weight**					
No.					**Nov**	**Dec**	**Jan**	**Feb**	**Diff**
122	Photcopying	per page		0.23	1.18	1.40	1.22	1.26	0.04

Sr. No.	Expenditure Item	Units		N-Weight	April	May	June	July	August	September
	GENERAL (All Items)			**100.00**						
	Non- FOOD TOTAL			**42.12**						
	FOOD TOTAL (A+B)			**57.87**						
	A. Food Taken at Home			**53.69**						
	1. Cereals Un-milled			**29.74**						
TIGRAY CONSUMER PRICE INDEX										
1	Teff' mixed	Kg.	9.17	1.61	11.52	11.76	12.15	12.04	13.05	13.74
2	Teff' white	"	10.68	1.49	13.02	13.43	14.39	14.27	14.88	15.47
3	'Teff' black	"	8.07	4.24	9.74	10.10	10.12	10.44	11.03	11.59
4	Wheat white	"	6.68	3.49	8.01	7.73	8.16	8.09	8.40	8.90
5	Maize	"	4.94	4.77	5.64	6.25	5.61	5.72	5.86	6.19
6	Wheat black	"	6.50	2.55	7.45	7.46	7.88	7.44	7.37	7.64
7	Barley black	"	5.96	1.58	7.80	7.17	7.07	7.33	7.50	7.32
8	Barley white	"	7.43	2.58	7.91	8.32	7.97	8.50	8.70	8.43
9	Sorgum	"	4.76	7.43	5.87	5.72	5.60	5.82	6.11	7.12
	2. Pulses sub total (2.1+2.2)			**4.62**						
	2.1 Pulses Un-milled			**0.22**						
10	Lentils	Kg.		0.18	22.53	20.17	20.42	20.40	19.58	19.52
11	Horse beans	"		0.05	14.29	12.89	14.09	13.39	13.43	13.41
	2.2 Pulses milled			**4.40**						
12	Lentils split	Kg.		0.72	28.52	28.52	28.83	28.19	29.08	28.53
13	Peas milled	"		0.72	**12.14**	**12.14**	**12.14**	**12.14**	**12.14**	**12.14**
14	Vetch milled	"		0.27	**9.20**	**9.20**	**9.20**	**9.20**	**9.20**	**9.20**
15	Mixed pulses milled	"		0.63	**9.20**	**9.20**	**9.20**	**9.20**	**9.20**	**9.20**
16	Horse beans milled	"		1.39	20.54	19.56	20.54	19.81	19.81	18.87
17	Chick peas milled	"		0.25	9.20	9.20	9.20	9.20	9.20	9.20
18	Peas split	"		0.36	22.49	22.49	21.72	22.23	22.65	20.65
19	Chick peas split	"		0.05	22.44	23.34	22.75	22.22	23.02	23.77

Sr. No.	*Expenditure Item*	Units	N-Weight	April	May	June	July	August	September
	3. Pasta, Bread etc. (3.1+3.2)		**0.73**						
	3.1 Pasta and Cereals Products		**0.07**						
20	Macaroni (local without egg)	Kg.	0.07	19.44	19.53	19.61	19.48	19.40	19.32
	3.2 Bread and other prepared food		**0.67**						
21	Wheat bread (bakery)	350 gm	0.33	4.61	4.51	4.53	4.49	4.39	4.47
22	'Injera' - Teff mixed	325 gm	0.25	3.34	3.43	3.24	3.46	3.56	3.13
23	Wheat bread (traditional - Ambasha)	350 gm.	0.09	7.13	5.15	7.03	6.51	7.81	7.94
	4. Meat		**4.58**						
24	Beef - 'Shint'	Kg.	2.29	73.75	84.37	87.03	89.93	90.04	89.87
25	Chicken (Hen alive indigenous - cocke	No.	0.96	66.25	67.25	63.45	69.01	68.88	75.79
26	Mutton (Sheep alive 10-15 kg.)	"	1.34	748.88	718.83	748.50	762.58	797.58	825.61
	5. Milk, Cheese and Egg		**1.11**						
27	Milk un-pasteurized	Lt.	0.65	8.50	10.60	10.86	10.73	10.69	10.79
28	Eggs	Dozen	0.35	21.41	25.44	26.09	25.19	25.57	26.66
29	Powdered Milk (Me &My)		0.10	134.45	123.22	120.26	125.26	123.75	126.43
	6. Oils and Fats		**2.40**						
30	Edible oil (local)	Lt.	0.76	60.61	62.57	62.42	63.08	63.43	64.92
31	Butter unrefind	Kg.	0.33	117.23	118.80	144.61	147.66	178.67	157.83
32	Edible oil (Imported)	Lt.	1.30	25.80	25.24	25.57	25.57	25.64	24.98
	7. Vegetables and Fruits (7.1+7.2)		**2.32**						
	7.1 Vegetables		**1.51**						
33	Onions	Kg.	0.74	10.11	12.81	12.28	11.87	14.64	17.50
34	Tomato	"	0.29	9.93	11.09	10.27	8.43	12.19	18.10
35	Cabbage	"	0.07	3.95	3.83	3.96	4.79	4.53	3.63
36	Garlic	"	0.31	38.33	39.31	38.53	38.20	33.97	32.59

Sr. No.	*Expenditure Item*	Units	N-Weight	April	May	June	July	August	September
37	Ethiopian Kale	"	0.10	2.59	2.59	2.59	5.53	3.13	3.07
	7.2 Fruits		**0.82**						
38	Cactus	Kg.	0.82	9.71	10.23	10.14	10.51	11.29	12.10
	8. Spices		**2.78**						
39	Pepper whole	Kg.	2.58	50.78	50.11	46.53	45.32	44.03	41.23
40	Chiles	"	0.20	64.80	62.18	77.04	79.06	85.68	91.00
	9. Potatoes, Other Tubers and Stems		**0.07**						
41	Potato	Kg.	0.07	8.35	8.80	8.03	7.54	7.58	6.46
	10. Coffee and Tea Leaves		**2.44**						
42	Coffee beans	Kg.	2.28	123.72	121.57	111.05	104.16	100.34	96.65
43	Tea leaves	100 gm.	0.17	5.11	6.41	8.06	11.83	11.25	10.88
	11. Other food items		**1.36**						
44	Sugar - unpacked	Kg.	1.03	15.48	15.88	15.90	16.05	15.95	15.95
45	Salt - unpacked non iodized	"	0.33	4.09	4.07	4.62	5.06	5.13	5.12
	12. Milling Charges		**1.54**						
46	Cereals	100 kg.	0.68	30.64	30.57	35.72	33.39	43.79	38.26
47	pulse	101 kg.	0.65	70.53	60.72	51.40	59.97	76.13	76.84
48	spieces	102 kg.	0.21	210.97	210.97	228.45	234.51	245.25	232.34
	B. Food Taken Away From Home		**4.18**						
49	Meal (Hotel food - non fasting 'key wet'	Single Meal	2.75	20.96	23.84	24.73	25.31	25.61	26.01
50	Cup of tea	No.	0.07	1.48	1.46	1.66	1.69	1.78	1.85
51	Cup of coffee	No.	0.29	3.80	3.89	4.03	4.12	4.00	4.09
52	Tibis Yebeg	No.	0.16	28.09	30.74	31.15	31.69	32.25	32.96
53	Fastning food without fish	No.	0.91	16.46	17.59	18.72	18.69	19.62	20.37

Sr. No.	*Expenditure Item*	Units	N-Weight	April	May	June	July	August	September
	BEVERAGE and CIGARETTES		**1.39**						
	II. BEVERAGES		**1.34**						
	2.1 Non-alcoholic		**0.14**						
54	Coca Cola, Fanta	300 cc.	0.14	7.57	7.56	8.52	8.65	8.64	8.78
	2.2 Alcoholic		**1.20**						
55	'Tela'	Lt.	0.63	2.84	2.86	2.98	2.90	2.94	2.98
56	Beer - Bedele	330 ml.	0.57	10.00	9.74	10.63	10.63	10.47	10.95
	III. CIGARETTES and TOBACCO		**0.05**						
57	Rothmans	No.	0.05	34.64	31.75	34.64	35.14	35.14	34.64
	IV. CLOTHING and FOOTWEAR		**9.72**						
	4.1 Clothing		**8.68**						
	4.1.1 Cloths		**0.77**						
58	Nylon	Meter	0.13	31.16	30.83	28.43	27.41	26.30	28.90
59	Abujedid	"	0.13	21.66	22.64	22.12	21.85	21.86	22.63
60	Hisifi	"	0.10	86.26	87.15	89.06	66.54	88.42	90.37
61	Polyester	"	0.09	91.64	88.30	92.47	58.75	63.29	59.33
62	Wool	"	0.12	307.97	307.97	307.97	307.97	307.97	307.97
63	Jersey	"	0.20	62.63	59.33	46.97	61.65	63.91	62.96
	4.1.2 Ready made for adults		**6.77**						
64	Jeans trousers	Pair	1.83	345.71	352.92	352.63	366.00	367.49	407.22
65	'Kemis' and 'Netela' - medium quality	No.	1.24	587.68	550.71	546.31	560.10	625.04	619.12
66	'Gabi'	"	0.85	603.99	613.55	597.78	601.07	587.57	650.06
67	Shirts (long sleeved local)	"	0.60	138.88	162.10	162.77	155.42	154.95	150.71
68	Khaki jacket	"	0.44	341.48	311.53	338.29	350.72	371.74	391.00
69	Joging suit	"	0.41	323.95	343.44	317.79	374.24	356.71	344.75

Sr. No.	Expenditure Item	Units	N-Weight	April	May	June	July	August	September
70	Dress nylon	"	0.85	211.30	234.38	230.48	244.96	232.23	280.53
71	T-shirt	"	0.56	130.05	143.35	125.79	134.49	147.45	142.83
	4.1.3 Ready made for children		**0.84**						
72	Dress other than national	No.	0.25	202.36	210.75	204.92	233.94	238.33	250.60
73	Baby cloth(complete)	"	0.28	123.23	152.35	150.56	153.00	155.00	170.82
74	Jeans jacket and trouser	"	0.31	254.24	273.45	259.02	262.01	264.56	289.68
	4.1.4 Cost of tailoring		**0.30**						
75	Adult - Woolen suit	No.	0.30	304.47	351.54	341.97	353.19	354.07	378.71
	4.2 Footwear and Repairs		**1.04**						
	4.2.1 Adult								
76	Shoes, leather (Local) - model 2016 Ar	Pair	0.14	245.37	265.91	275.14	292.84	327.10	319.19
77	Shoes Canvas (Addis Ababa)	"	0.05	99.82	99.82	115.00	148.32	169.99	169.99
78	Shoes, plastic - Imported / Sandal	"	0.28	15.00	22.05	14.66	16.01	16.31	19.39
79	Shoes,Rubber- boot (Local)	"	0.20	59.49	62.45	63.52	59.49	78.00	75.78
80	Shoes leather local-Female	"	0.38	125.53	113.79	128.75	133.26	124.58	129.03
	4.2.2 Children								
	V. HOUSE RENT, CONSTRUCTION MATERIALS, WATER, FUEL and POWER		**16.98**						
	5.1 House rent		**6.01**						
81	Rent (owner occupied house)	Month	6.01	141.14	141.14	204.38	204.38	204.38	204.38
	5.2 Construction Materials		**2.31**						
82	Cement	50 kg	0.72	116.18	114.52	137.47	121.76	117.85	115.03
83	Stone		1.37	114.91	129.25	135.59	146.84	144.97	143.26
84	Coars Aggr.Grav		0.22	258.72	253.39	298.91	285.63	312.28	336.34
	5.3 Water charge		**0.64**						

Sr. No.	*Expenditure Item*	Units	N-Weight	April	May	June	July	August	September
85	Water Charge	Cubic meter	0.64	2.11	2.11	2.11	2.11	2.11	2.11
	5.4 Fuel and Power		**8.02**						
86	Electricity	k.w.	0.65	0.27	0.27	0.27	0.27	0.27	0.27
87	Kerosene	Lt.	0.75	13.99	13.99	13.99	13.88	13.88	13.87
88	Firewood	Cubic meter	5.31	240.67	261.30	279.43	290.23	290.42	296.94
89	Charcoal	kg.	0.74	4.96	4.63	4.81	5.05	5.32	5.37
90	Matches	Box	0.31	0.47	0.47	0.47	0.49	0.49	0.49
91	Dry cell		0.25	5.92	6.08	5.95	6.06	6.77	5.96
	VI. FURNITURE, FURNISHINGS HOUSEHOLD EQUIPMENT and OPERATIONS		**4.76**						
	6.1 Furniture, fixtures		**1.24**						
92	Bed	No.	0.35	3,126.43	3,044.93	2,988.35	3,474.65	3,365.49	3,224.39
93	Book shelves	No.	0.19	1,330.29	1,403.83	1,435.59	1,406.70	1,358.98	1,443.29
94	Tables	No.	0.21	849.02	424.26	849.02	804.98	790.93	790.93
95	Sofa	No.	0.12	16,492.42	16,000.00	15,748.02	16,000.00	17,000.00	18,000.00
96	Cupboard	No.	0.37	3,341.29	3,393.65	3,677.51	3,620.86	3,979.29	4,008.76
	6.2 Furnishings and repairs		**0.56**						
97	Mattress Addis Ababa foam 120 cm	No.	0.11	866.02	793.36	875.52	887.00	888.00	878.46
98	Towel Akaki medium quality	"	0.14	59.30	55.58	50.44	53.45	62.49	60.40
99	Blanket	"	0.20	255.99	258.07	268.37	266.69	285.09	300.38
100	Bed sheet	pair	0.10	225.76	224.61	232.06	231.88	245.29	250.31
	6.3 Heating and Cooking appliances		**0.26**						
101	Refrigerator	No.	0.26	6,307.98	5,979.93	6,430.26	6,016.49	6,083.86	6,123.30
	6.4 Other Household Equipment		**1.13**						
102	Electric bulb - Philips 40/60 watts	No.	0.20	11.15	13.43	12.47	12.58	13.07	12.62
103	Plastic bucket	No.	0.34	37.29	38.68	38.76	37.88	37.46	37.32
104	Cooking pan	No.	0.19	57.26	73.99	67.60	63.73	68.28	64.75
105	Mitad earthen	No.	0.26	37.33	37.81	37.17	38.77	39.38	41.03

Sr. No.	*Expenditure Item*	Units	N-Weight	April	May	June	July	August	September
106	Tray-medium no. 45-local	No.	0.15	47.04	47.63	47.28	46.79	49.68	43.64
	6.5 Household operation		**1.18**						
107	Laundry soaps, local	200 gm.	0.46	7.42	7.36	7.47	7.53	7.31	7.63
108	Omo-detergent	50 gm.	0.35	2.45	2.99	2.91	3.20	3.71	3.64
109	Laundry soaps, imported	200 gm.	0.17	11.36	11.26	11.34	11.27	12.24	11.28
110	Incence	1kg	0.14	59.44	62.05	61.70	69.42	72.84	67.10
111	Toilet papper	No.	0.07	8.58	8.54	8.34	8.41	8.61	8.34
	6.6 Domestic service		**0.39**						

Sr. No.	Expenditure Item	Units	N-Weight	April	May	June	July	August	September
112	Salary for servants - Maid	Month	0.24	144.83	182.61	199.64	201.18	209.58	214.25
113	Daily labourer	Day	0.15	45.73	43.76	44.44	45.02	45.62	45.04
	VII. MEDICAL CARE and HEALTH EXPENSES		**0.90**						
	7.1 Pharmaceutical products and herbicides		**0.77**						
114	Mezel		0.32	9.67	9.84	10.59	9.91	10.13	10.49
115	paracetamol(piece)		0.34	2.93	3.50	3.68	3.56	3.55	3.58
116	Penicillin		0.11	7.96	7.41	7.06	7.49	7.58	7.44
	7.2 Other medical expenses		**0.13**						
117	Doctor's fee (private)	Visit	0.08	17.18	19.00	18.68	18.93	18.93	18.68
118	Doctor's fee (Government)	"	0.05	5.42	5.42	6.29	6.19	6.19	6.19
	VIII. TRANSPORT and COMMUNICATION		**2.57**						
	8.1 Transport		**1.25**						
119	Fuel, motor oil and greases	Lt/auto.	1.25	20.06	20.38	20.06	19.48	19.44	19.23
	8.2 Public transport		**1.04**						
120	Bus Fare(per km)		0.46	0.30	0.30	0.30	0.30	0.30	0.30
121	Air fare		0.46	1,334.63	1,334.63	1,343.97	1,432.28	1,432.28	1,432.28
122	Taxi fare		0.12	2.06	1.82	2.06	2.06	1.93	1.93
	8.3 Communication		**0.28**						
123	Telephone charge-fixed line		0.23	0.20	0.20	0.20	0.20	0.20	0.20
124	Telephone charge-mobil line		0.05	0.72	0.72	0.72	0.72	0.72	0.72
	IX. RECREATION, ENTERTAINMENT and EDUCATION		**0.88**						
	9.1 Equipment and accessories		**0.37**						

Sr. No.	Expenditure Item	Units	N-Weight	April	May	June	July	August	September
125	Radio set - phillips 3 band	"	0.06	275.89	293.18	284.80	291.60	522.93	393.22
126	Tape recorder		0.10	599.94	599.94	599.94	599.94	599.94	1,316.46
127	Tv set		0.21	3,924.95	3,945.82	4,386.35	4,309.90	4,434.89	4,492.18
	9.2 Entertainment and recreation		**0.07**						
128	Expenses for photography - black & wl	6 PCs.	0.07	7.87	7.87	8.09	7.95	7.87	8.18
	9.3 Reading		**0.00**						
	9.4 Education		**0.44**						
129	Exercise books - 50 leaves local	No.	0.23	5.49	5.54	5.53	5.43	5.49	5.00
130	Ball-point - Bic	No	0.07	2.95	2.99	2.97	2.93	2.91	2.91
131	School uniform - boys	No	0.08	198.59	183.19	194.91	146.34	180.00	248.45
132	Night School fee government(grade 9 to 10)		0.05	31.68	36.03	31.68	**31.68**	**31.68**	**40.00**
	X. PERSONAL CARE and EFFECTS		**2.61**						
	10.1 Personal care		**1.90**						
133	Hair dressing - normal without dye- wor	person	1.42	22.07	22.72	22.66	20.94	22.38	23.85
134	Zenith, hair oil	330 cc	0.24	22.06	22.47	22.73	22.45	22.57	22.89
135	Barbery		0.14	7.60	8.62	8.66	8.67	8.97	9.12
136	Toilet soap		0.09	6.98	7.12	6.99	7.35	7.25	7.42
	10.2 Personal effects		**0.22**						
137	Umbrella - women imported /china	No.	0.13	79.78	79.03	81.00	85.52	88.90	92.90
138	Shaver		0.09	64.82	62.94	63.56	63.56	64.14	74.96
	10.3 Jewelry		**0.49**						
139	Earrings - 18 karat 4 gm gold - local	Pair	0.20	4,583.27	4,583.27	4,593.32	4,600.00	4,682.57	4,616.61
140	Necklace		0.09	6,883.29	6,900.00	6,883.29	6,791.64	7,224.96	7,216.63
141	Rings		0.20	4,583.27	4,566.42	4,593.32	4,600.00	4,616.61	4,616.61
	XI. MISCELLANEOUS GOODS		**2.30**						

Sr. No.	*Expenditure Item*	Units	N-Weight	April	May	June	July	August	September
142	Money transfer charge	Once	0.75	13.00	13.00	13.00	13.00	13.00	13.00
143	Coffin		1.55	1,071.87	1,174.18	1,071.87	1,136.75	1,129.24	1,298.07

Aug-10	0.7	0.9	0.4
Sep-10	3	2.5	3.7
Oct-10	2.1	2	2.3
Nov-10	0.1	-0.2	0.5
Dec-10	4.2	2.7	6.3
Jan-11	3.7	4.5	2.5
Feb-11	-0.5	-0.9	0.1
Mar-11	7.6	11.3	2.6
Apr-11	4.2	5.6	2.1
May-11	4.4	6.2	1.7
Jun-11	3.9	4.8	2.4
Jul-11	0.5	0.5	0.5
Aug-11	1.7	2.6	0.3
Sep-11	2.6	3.4	1.3
Oct-11	1.9	2.3	1.3
Nov-11	-0.3	-1.1	0.9
Dec-11	1.7	0.2	4.2
Jan-12	0.6	0.8	0.5
Feb-12	2.8	3.3	1.9
Mar-12	4.6	6.4	1.7
Apr-12	2.1	2.4	1.4
May-12	0.9	0.4	1.6
Jun-12	-0.3	-1.5	1.8
Jul-12	0.1	-0.2	0.6
Aug-12	1.9	2.5	0.9
Sep-12	1.5	0.9	2.3
Oct-12	-0.7	-1.5	0.6
Nov-12	-0.5	-1.0	0.3
Dec-12	-0.7	-1.2	0.1
Jan-13	0.3	0.3	0.2
Feb-13	0.7	0.2	1.4

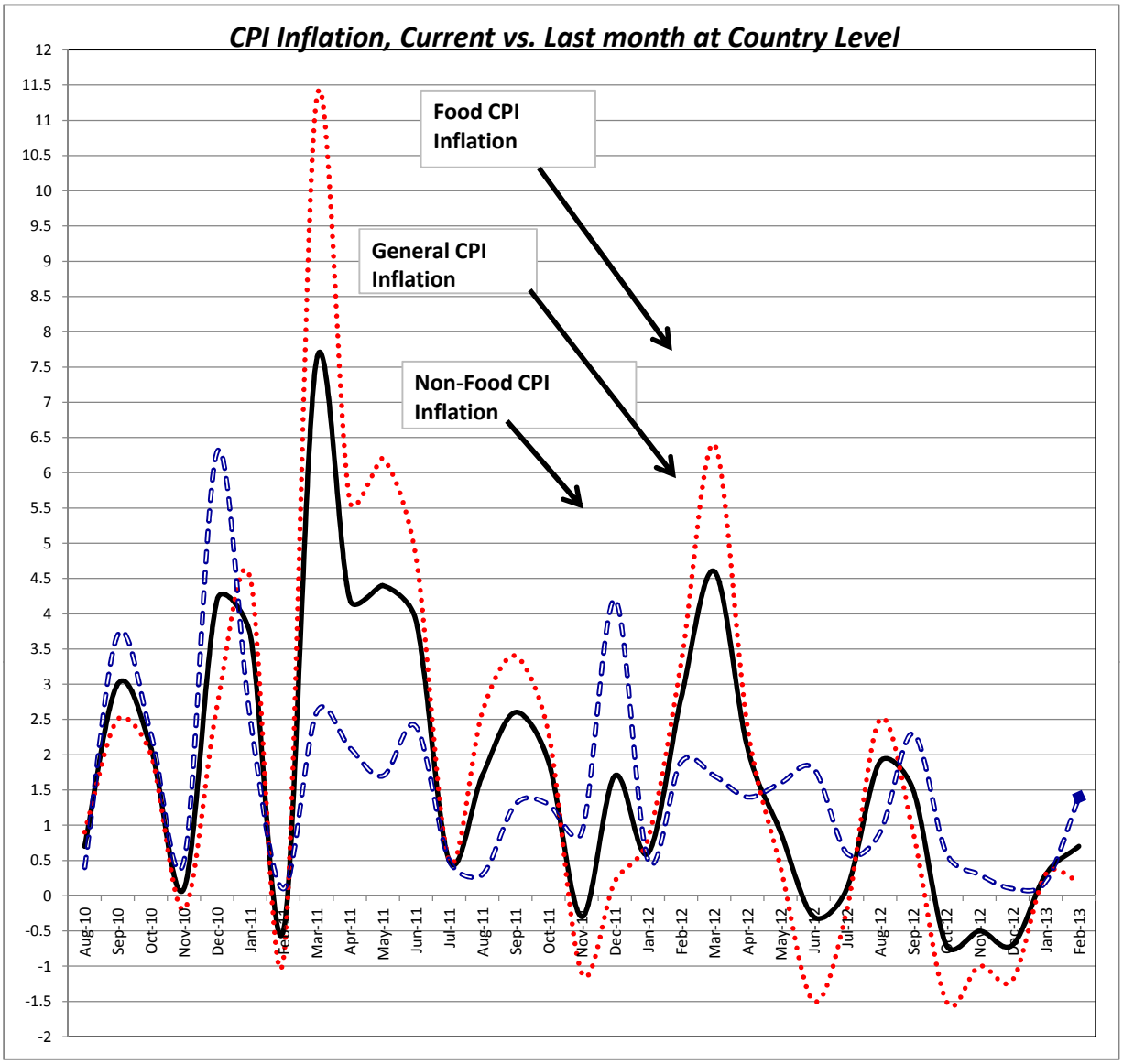
CPI Inflation, Current vs. Last month at Country Level
Food CPI Inflation
General CPI Inflation
Non-Food CPI Inflation
12
11.5
11
10.5
10
9.5
9
8.5
8
7.5
7
6.5
6
5.5
5
4.5
4
3.5
3
2.5
2
1.5
1
0.5
0
-0.5
-1
-1.5
-2
Aug-10
Sep-10
Oct-10
Nov-10
Dec-10
Jan-11
Feb-11
Mar-11
Apr-11
May-11
Jun-11
Jul-11
Aug-11
Sep-11
Oct-11
Nov-11
Dec-11
Jan-12
Feb-12
Mar-12
Apr-12
May-12
Jun-12
Jul-12
Aug-12
Sep-12
Oct-12
Nov-12
Dec-12
Jan-13
Feb-13