


24/4/94

000074

C-5/5

**THE FEDERAL DEMOCRATIC REPUBLIC OF ETHIOPIA
CENTRAL STATISTICAL AUTHORITY**



**REPORT ON LARGE AND MEDIUM SCALE
MANUFACTURING AND ELECTRICITY
INDUSTRIES SURVEY**

FEBRUARY 2001

**ADDIS ABABA
OCTOBER, 2001**

248

STATISTICAL BULLETIN

248

**PREPARED AND PRINTED BY
CENTRAL STATISTICAL AUTHORITY
P.O.BOX 1143 ADDIS ABABA
Tel. 55-30-11**

CONTENTS

| | <u>PAGE NO.</u> |
|---|-----------------|
| LIST OF TABLES | II |
| LIST OF FIGURES | IX |
| ABBREVIATIONS | IX |
| PART I. INTRODUCTION AND OBJECTIVES OF THE SURVEY | |
| 1. INTRODUCTION | 1 |
| 2. OBJECTIVES OF THE SURVEY | 2 |
| PART II. SURVEY METHODOLOGY, DATA COLLECTION AND PROCESSING | |
| 1. SCOPE, COVERAGE AND CONTENT | 3 |
| 2. BASIC CONCEPTS AND DEFINITIONS | 4 |
| 3. TRAINING OF FIELD STAFF | 9 |
| 4. METHOD OF DATA COLLECTION AND FIELD ORGANIZATION | 9 |
| 5. DATA PROCESSING | 10 |
| a. EDITING, CODING AND VERIFICATION | 10 |
| b. DATA ENTRY, CLEANING AND TABULATION | 11 |
| PART III. SUMMARY OF THE MAJOR FINDINGS OF THE SURVEY | 15 |
| PART IV. STATISTICAL TABLES ON LARGE AND MEDIUM SCALE MANUFACTURING INDUSTRIES, 1999/2000 (1992 E.F.Y.) ... | 41 |
| PART V. STATISTICAL TABLES ON TIME SERIES DATA OF LARGE AND MEDIUM SCALE MANUFACTURING INDUSTRIES, 1995/96 - 1999/2000 (1988 - 1992 E.F.Y.) | 165 |
| PART VI. STATISTICAL TABLES ON ELECTRICITY INDUSTRIES, 1995/96 - 1999/2000 (1988 - 1992 E.F.Y.) | 211 |
| ANNEX: SURVEY QUESTIONNAIRE | 217 |

LIST OF TABLES

PART III SUMMARY OF SELECTED SURVEY RESULTS

| <u>TABLE NO.</u> | <u>PAGE NO.</u> |
|--|-----------------|
| SUMMARY TABLE 3.1 DISTRIBUTION OF LARGE AND MEDIUM SCALE MANUFACTURING INDUSTRIES BY REGIONAL STATES AND INDUSTRIAL GROUP - PUBLIC AND PRIVATE..... | 16 |
| SUMMARY TABLE 3.2 NUMBER OF PERSONS ENGAGED BY INDUSTRIAL GROUP - PUBLIC AND PRIVATE..... | 18 |
| SUMMARY TABLE 3.3 NUMBER OF EMPLOYEES BY INDUSTRIAL GROUP - PUBLIC AND PRIVATE..... | 19 |
| SUMMARY TABLE 3.4 PERCENTAGE DISTRIBUTION OF VALUE ADDED BY INDUSTRIAL GROUP - PUBLIC AND PRIVATE..... | 20 |
| SUMMARY TABLE 3.5 RATIO OF IMPORTED TO TOTAL RAW MATERIAL COSTS BY INDUSTRIAL GROUP - PUBLIC AND PRIVATE..... | 22 |
| SUMMARY TABLE 3.6 RATIO OF MAJOR INDICATORS - PUBLIC AND PRIVATE | 23 |
| SUMMARY TABLE 3.7 RATIO OF COST OF ENERGY CONSUMED TO TOTAL INDUSTRIAL COST BY INDUSTRIAL GROUP - PUBLIC AND PRIVATE..... | 25 |
| SUMMARY TABLE 3.8 RATIO OF VALUE ADDED TO GROSS VALUE OF PRODUCTION BY INDUSTRIAL GROUP - PUBLIC AND PRIVATE..... | 26 |

| <u>TABLE NO.</u> | <u>PAGE NO.</u> |
|--|-----------------|
| SUMMARY TABLE 3.9 | |
| RATIO OF COST OF LABOUR TO GROSS VALUE OF PRODUCTION BY INDUSTRIAL GROUP-PUBLIC AND PRIVATE | 28 |
| SUMMARY TABLE 3.10 | |
| RATIO OF OPERATING SURPLUS TO GROSS VALUE OF PRODUCTION BY INDUSTRIAL GROUP-PUBLIC AND PRIVATE | 29 |
| SUMMARY TABLE 3.11 | |
| PERCENTAGE DISTRIBUTION OF ESTABLISHMENTS BY FIRST MAJOR REASON FOR NOT BEING FULLY OPERATIONAL AND INDUSTRIAL GROUP - PUBLIC AND PRIVATE..... | 31 |
| SUMMARY TABLE 3.12 | |
| PERCENTAGE DISTRIBUTION OF ESTABLISHMENTS BY FIRST REASON FOR NOT WORKING AT FULL CAPACITY AND INDUSTRIAL GROUP - PUBLIC AND PRIVATE..... | 32 |
| SUMMARY TABLE 3.13 | |
| PERCENTAGE DISTRIBUTION OF ESTABLISHMENTS BY TYPE OF FIRST MAJOR OPERATIONAL PROBLEM FACED AND INDUSTRIAL GROUP - PUBLIC AND PRIVATE..... | 33 |

**PART IV. STATISTICAL TABLES ON LARGE AND MEDIUM SCALE
MANUFACTURING INDUSTRIES, 1999/2000 (1992 E.F.Y.)**

| <u>TABLE NO.</u> | <u>PAGE NO.</u> |
|------------------|---|
| 4.1 | COVERAGE OF THE SURVEY 43 |
| 4.2 | PAID-UP CAPITAL OF REPORTING ESTABLISHMENTS BY SOURCE OF OWNERSHIP AND INDUSTRIAL GROUP 45 |
| 4.3 | NUMBER OF REPORTING ESTABLISHMENTS BY SIZE OF PAID-UP CAPITAL AND INDUSTRIAL GROUP - PUBLIC AND PRIVATE ... 47 |
| 4.4 | NUMBER OF REPORTING ESTABLISHMENTS BY SIZE OF PAID-UP CAPITAL AND INDUSTRIAL GROUP - PUBLIC 49 |
| 4.5 | NUMBER OF REPORTING ESTABLISHMENTS BY SIZE OF PAID-UP CAPITAL AND INDUSTRIAL GROUP - PRIVATE 51 |
| 4.6 | NUMBER OF ESTABLISHMENTS BY INDUSTRIAL GROUP AND FORM OF OWNERSHIP 53 |
| 4.7 | NUMBER OF OWNERS OF PRIVATE ESTABLISHMENTS BY FORM OF OWNERSHIP, SEX AND INDUSTRIAL GROUP 55 |
| 4.8 | NUMBER OF ESTABLISHMENTS WITH AND WITHOUT BOOKS OF ACCOUNTS BY THE CALENDAR YEAR THEIR BOOKS OF ACCOUNTS ARE KEPT AND INDUSTRIAL GROUP - PUBLIC AND PRIVATE .. 57 |
| 4.9 | NUMBER OF ESTABLISHMENTS WITH AND WITHOUT BOOKS OF ACCOUNTS BY THE CALENDAR YEAR THEIR BOOKS OF ACCOUNTS ARE KEPT AND INDUSTRIAL GROUP - PUBLIC 59 |

TABLE NO.PAGE NO.

| | | |
|------|--|----|
| 4.10 | NUMBER OF ESTABLISHMENTS WITH AND WITHOUT BOOKS OF ACCOUNTS BY THE CALENDAR YEAR THEIR BOOKS OF ACCOUNTS ARE KEPT AND INDUSTRIAL GROUP - PRIVATE | 61 |
| 4.11 | NUMBER OF PERSONS ENGAGED BY SEX, NATIONALITY AND TOTAL WAGES AND SALARIES AND INDUSTRIAL GROUP - PUBLIC AND PRIVATE | 63 |
| 4.12 | NUMBER OF PERSONS ENGAGED BY SEX, NATIONALITY AND TOTAL WAGES AND SALARIES AND INDUSTRIAL GROUP - PUBLIC | 65 |
| 4.13 | NUMBER OF PERSONS ENGAGED BY SEX, NATIONALITY AND TOTAL WAGES AND SALARIES AND INDUSTRIAL GROUP - PRIVATE | 67 |
| 4.14 | NUMBER OF PERMANENT EMPLOYEES BY WAGES AND SALARIES GROUP - PUBLIC AND PRIVATE | 69 |
| 4.15 | NUMBER OF PRODUCTION, APPRENTICES AND TEMPORARY WORKERS BY SEX, NATIONALITY AND INDUSTRIAL GROUP - PUBLIC AND PRIVATE | 71 |
| 4.16 | NUMBER OF ADMINISTRATIVE, TECHNICAL, CLERICAL AND OFFICE WORKERS BY SEX, NATIONALITY AND INDUSTRIAL GROUP - PUBLIC AND PRIVATE | 73 |
| 4.17 | NUMBER OF WORKING PROPRIETORS, ACTIVE PARTNERS AND FAMILY WORKERS BY SEX, NATIONALITY AND INDUSTRIAL GROUP - PRIVATE | 75 |
| 4.18 | BASIC WAGES AND SALARIES, COMMISSION, BONUSES, ALLOWANCES, FOOD AND LODGING AND SUPPLEMENTS TO WAGES AND SALARIES BY INDUSTRIAL GROUP PUBLIC AND PRIVATE | 77 |
| 4.19 | BASIC WAGES AND SALARIES OF PRODUCTION WORKERS AND SEASONAL AND TEMPORARY WORKERS BY SEX, NATIONALITY AND INDUSTRIAL GROUP - PUBLIC AND PRIVATE | 79 |
| 4.20 | BASIC WAGES AND SALARIES OF ADMINISTRATIVE, TECHNICAL, CLERICAL AND OFFICE WORKERS BY SEX, NATIONALITY AND INDUSTRIAL GROUP - PUBLIC AND PRIVATE | 81 |
| 4.21 | NUMBER OF ESTABLISHMENTS AND NUMBER OF PERSONS ENGAGED BY SIZE OF PERSONS ENGAGED AND INDUSTRIAL GROUP - PUBLIC AND PRIVATE | 83 |
| 4.22 | NUMBER OF ESTABLISHMENTS AND NUMBER OF PERSONS ENGAGED BY SIZE OF PERSONS ENGAGED AND INDUSTRIAL GROUP - PUBLIC | 85 |

TABLE NO.PAGE NO.

| | | |
|------|--|-----|
| 4.23 | NUMBER OF ESTABLISHMENTS AND NUMBER OF PERSONS ENGAGED BY SIZE OF PERSONS ENGAGED AND INDUSTRIAL GROUP - PRIVATE | 87 |
| 4.24 | NUMBER OF ESTABLISHMENTS, GROSS VALUE OF PRODUCTION, INDUSTRIAL COSTS, INDIRECT TAXES NET AND CENSUS VALUE ADDED BY INDUSTRIAL GROUP - PUBLIC AND PRIVATE | 89 |
| 4.25 | NUMBER OF ESTABLISHMENTS, GROSS VALUE OF PRODUCTION, INDUSTRIAL COSTS, INDIRECT TAXES NET AND CENSUS VALUE ADDED BY INDUSTRIAL GROUP - PUBLIC | 91 |
| 4.26 | NUMBER OF ESTABLISHMENTS, GROSS VALUE OF PRODUCTION, INDUSTRIAL COSTS, INDIRECT TAXES NET AND CENSUS VALUE ADDED BY INDUSTRIAL GROUP - PRIVATE | 93 |
| 4.27 | NUMBER OF ESTABLISHMENTS, GROSS VALUE OF PRODUCTION, INDUSTRIAL AND NON-INDUSTRIAL COSTS, INDIRECT TAXES NET AND VALUE ADDED IN THE NATIONAL ACCOUNT CONCEPT BY INDUSTRIAL GROUP - PUBLIC AND PRIVATE | 95 |
| 4.28 | NUMBER OF ESTABLISHMENTS, GROSS VALUE OF PRODUCTION, INDUSTRIAL AND NON-INDUSTRIAL COSTS, INDIRECT TAXES NET AND VALUE ADDED IN THE NATIONAL ACCOUNT CONCEPT BY INDUSTRIAL GROUP - PUBLIC | 97 |
| 4.29 | NUMBER OF ESTABLISHMENTS, GROSS VALUE OF PRODUCTION, INDUSTRIAL AND NON-INDUSTRIAL COSTS, INDIRECT TAXES NET AND VALUE ADDED IN THE NATIONAL ACCOUNT CONCEPT BY INDUSTRIAL GROUP - PRIVATE | 99 |
| 4.30 | GROSS VALUE OF PRODUCTION IN PRODUCERS' VALUES BY INDUSTRIAL GROUP - PUBLIC AND PRIVATE | 101 |
| 4.31 | ACTUAL VALUE OF PRODUCTION AS PERCENTAGE OF YEARLY CAPACITY BY INDUSTRIAL GROUP - PUBLIC AND PRIVATE | 103 |
| 4.32 | ACTUAL VALUE OF PRODUCTION AS PERCENTAGE OF YEARLY CAPACITY BY INDUSTRIAL GROUP - PUBLIC | 105 |
| 4.33 | ACTUAL VALUE OF PRODUCTION AS PERCENTAGE OF YEARLY CAPACITY BY INDUSTRIAL GROUP - PRIVATE | 107 |
| 4.34 | GROSS VALUE OF PRODUCTION BY SIZE OF PERSONS ENGAGED AND INDUSTRIAL GROUP - PUBLIC AND PRIVATE | 109 |
| 4.35 | GROSS VALUE OF PRODUCTION BY SIZE OF PERSONS ENGAGED AND INDUSTRIAL GROUP - PUBLIC | 111 |
| 4.36 | GROSS VALUE OF PRODUCTION BY SIZE OF PERSONS ENGAGED AND INDUSTRIAL GROUP - PRIVATE | 113 |
| 4.37 | VALUE ADDED BY SIZE OF PERSONS ENGAGED AND INDUSTRIAL GROUP - PUBLIC AND PRIVATE | 115 |

| <u>TABLE NO.</u> | | <u>PAGE NO.</u> |
|------------------|---|-----------------|
| 4.38 | VALUE ADDED BY SIZE OF PERSONS ENGAGED AND INDUSTRIAL GROUP - PUBLIC | 117 |
| 4.39 | VALUE ADDED BY SIZE OF PERSON ENGAGED AND INDUSTRIAL GROUP - PRIVATE | 119 |
| 4.40 | SUMMARY OF OPERATIONS OF LARGE AND MEDIUM SCALE MANUFACTURING INDUSTRIES BY REGIONAL STATES AND MAJOR URBAN CENTERS - PUBLIC AND PRIVATE | 121 |
| 4.41 | SUMMARY OF OPERATIONS OF LARGE AND MEDIUM SCALE MANUFACTURING INDUSTRIES BY REGIONAL STATES AND MAJOR URBAN CENTERS - PUBLIC | 122 |
| 4.42 | SUMMARY OF OPERATIONS OF LARGE AND MEDIUM SCALE MANUFACTURING INDUSTRIES BY REGIONAL STATES AND MAJOR URBAN CENTERS - PRIVATE | 123 |
| 4.43 | FIXED ASSETS AND NEW CAPITAL EXPENDITURE BY INDUSTRIAL GROUP AND OWNERSHIP | 124 |
| 4.44 | FIXED ASSETS OF REPORTING ESTABLISHMENTS BY TYPE AND INDUSTRIAL GROUP - PUBLIC AND PRIVATE | 126 |
| 4.45 | FIXED ASSETS OF REPORTING ESTABLISHMENTS BY TYPE AND INDUSTRIAL GROUP - PUBLIC | 128 |
| 4.46 | FIXED ASSETS OF REPORTING ESTABLISHMENTS BY TYPE AND INDUSTRIAL GROUP - PRIVATE | 130 |
| 4.47 | FIXED ASSETS BY SIZE OF PERSONS ENGAGED AND INDUSTRIAL GROUP - PUBLIC AND PRIVATE | 134 |
| 4.48 | FIXED ASSETS BY SIZE OF PERSONS ENGAGED AND INDUSTRIAL GROUP - PUBLIC | 134 |
| 4.49 | FIXED ASSETS BY SIZE OF PERSONS ENGAGED AND INDUSTRIAL GROUP - PRIVATE | 136 |
| 4.50 | INVESTMENT IN FIXED ASSETS OF REPORTING ESTABLISHMENTS BY SOURCE AND INDUSTRIAL GROUP - PUBLIC AND PRIVATE | 138 |
| 4.51 | QUANTITY OF MAJOR RAW MATERIALS CONSUMED FOR REPORTING ESTABLISHMENTS BY INDUSTRIAL GROUP - PUBLIC AND PRIVATE | 139 |
| 4.52 | COST OF RAW MATERIALS, ENERGY CONSUMED AND PAYMENTS FOR INDUSTRIAL AND NON-INDUSTRIAL SERVICES RENDERED BY INDUSTRIAL GROUP- PUBLIC AND PRIVATE | 141 |
| 4.53 | COST OF RAW MATERIALS, ENERGY CONSUMED AND PAYMENTS FOR INDUSTRIAL AND NON-INDUSTRIAL SERVICES RENDERED BY INDUSTRIAL GROUP- PUBLIC | 143 |
| 4.54 | COST OF RAW MATERIALS, ENERGY CONSUMED AND PAYMENTS FOR INDUSTRIAL AND NON-INDUSTRIAL SERVICES RENDERED BY INDUSTRIAL GROUP- PRIVATE | 145 |

TABLE NO.**PAGE NO.**

| | | |
|------|---|-----|
| 4.55 | NUMBER OF ESTABLISHMENTS AND COST OF ENERGY CONSUMED BY INDUSTRIAL GROUP - PUBLIC AND PRIVATE | 147 |
| 4.56 | NUMBER OF ESTABLISHMENTS AND COST OF ENERGY CONSUMED BY INDUSTRIAL GROUP - PUBLIC | 149 |
| 4.57 | NUMBER OF ESTABLISHMENTS AND COST OF ENERGY CONSUMED BY INDUSTRIAL GROUP - PRIVATE | 151 |
| 4.58 | PRODUCTION OF MAJOR MANUFACTURED ARTICLES FOR REPORTING ESTABLISHMENTS BY INDUSTRIAL GROUP - PUBLIC AND PRIVATE | 153 |
| 4.59 | NUMBER OF ESTABLISHMENTS AND TOTAL REVENUE FROM SALES BY INDUSTRIAL GROUP -PUBLIC AND PRIVATE | 155 |
| 4.60 | REVENUE FROM SALES BY SOURCE AND INDUSTRIAL GROUP - PUBLIC AND PRIVATE | 157 |
| 4.61 | REVENUE FROM SALES BY SOURCE AND INDUSTRIAL GROUP - PUBLIC | 159 |
| 4.62 | REVENUE FROM SALES BY SOURCE AND INDUSTRIAL GROUP - PRIVATE | 161 |
| 4.63 | ADVERTISING EXPENSE OF REPORTING ESTABLISHMENTS BY INDUSTRIAL GROUP | 163 |

**PART V. TIME SERIES DATA AND RATIOS OF MAJOR INDICATORS..... ON
MANUFACTURING INDUSTRIES, 1995/96 - 1999/2000 (1988 - 1992 E.F.Y.)**

TABLE NO.**PAGE NO.**

| | | |
|-----|--|-----|
| 5.1 | NUMBER OF ESTABLISHMENTS BY INDUSTRIAL GROUP - PUBLIC AND PRIVATE | 167 |
| 5.2 | NUMBER OF PERSONS ENGAGED BY INDUSTRIAL GROUP - PUBLIC AND PRIVATE | 169 |
| 5.3 | NUMBER OF EMPLOYEES BY INDUSTRIAL GROUP - PUBLIC AND PRIVATE | 171 |
| 5.4 | NUMBER OF FEMALE EMPLOYEES BY INDUSTRIAL GROUP - PUBLIC AND PRIVATE | 173 |
| 5.5 | WAGES AND SALARIES BY INDUSTRIAL GROUP - PUBLIC AND PRIVATE | 175 |
| 5.6 | GROSS VALUE OF PRODUCTION BY INDUSTRIAL GROUP - PUBLIC AND PRIVATE | 177 |
| 5.7 | CENSUS VALUE ADDED (AT MARKET PRICE) BY INDUSTRIAL GROUP - PUBLIC AND PRIVATE | 179 |

| <u>TABLE NO.</u> | | <u>PAGE NO.</u> |
|------------------|--|-----------------|
| 5.8 | CENSUS VALUE ADDED (AT FACTOR COST) BY INDUSTRIAL GROUP - PUBLIC AND PRIVATE | 181 |
| 5.9 | VALUE ADDED IN THE NATIONAL ACCOUNT CONCEPT (AT MARKET PRICE) BY INDUSTRIAL GROUP - PUBLIC AND PRIVATE | 183 |
| 5.10 | VALUE ADDED IN THE NATIONAL ACCOUNT CONCEPT (AT FACTOR COST) BY INDUSTRIAL GROUP - PUBLIC AND PRIVATE | 185 |
| 5.11 | PRODUCTION OF MAJOR MANUFACTURED ARTICLES - PUBLIC AND PRIVATE | 187 |
| 5.12 | TOTAL FIXED ASSETS BY INDUSTRIAL GROUP - PUBLIC AND PRIVATE | 189 |
| 5.13 | NEW CAPITAL EXPENDITURE BY INDUSTRIAL GROUP - PUBLIC AND PRIVATE | 191 |
| 5.14 | OPERATING SURPLUS BY INDUSTRIAL GROUP - PUBLIC AND PRIVATE | 193 |
| 5.15 | RATIO OF IMPORTED TO TOTAL RAW MATERIAL COST BY INDUSTRIAL GROUP - PUBLIC AND PRIVATE | 195 |
| 5.16 | PERCENTAGE DISTRIBUTION OF VALUE ADDED BY INDUSTRIAL GROUP - PUBLIC AND PRIVATE | 197 |
| 5.17 | RATIO OF COST OF ENERGY CONSUMED TO TOTAL INDUSTRIAL COSTS BY INDUSTRIAL GROUP - PUBLIC AND PRIVATE | 199 |
| 5.18 | RATIO OF VALUE ADDED TO GROSS VALUE OF PRODUCTION - PUBLIC AND PRIVATE | 201 |
| 5.19 | VALUE ADDED PER PERSON ENGAGED BY INDUSTRIAL GROUP - PUBLIC AND PRIVATE | 203 |
| 5.20 | RATIO OF COST OF LABOUR TO VALUE ADDED BY INDUSTRIAL GROUP - PUBLIC AND PRIVATE | 205 |
| 5.21 | RATIO OF COST OF LABOUR TO GROSS VALUE OF PRODUCTION BY INDUSTRIAL GROUP - PUBLIC AND PRIVATE | 207 |
| 5.22 | RATIO OF OPERATING SURPLUS TO GROSS VALUE OF PRODUCTION BY INDUSTRIAL GROUP - PUBLIC AND PRIVATE ... | 209 |

**PART VI. TIME SERIES DATA ON ELECTRICITY INDUSTRY
1995/96 - 99/2000 (1988 - 1992 E.F.Y.)**

| <u>TABLE NO.</u> | | <u>PAGE NO.</u> |
|------------------|---|-----------------|
| 6.1 | NUMBER OF EMPLOYEES BY OCCUPATIONAL GROUP AND SEX IN ELECTRICITY INDUSTRY | 213 |
| 6.2 | NUMBER OF EMPLOYEES BY WAGES AND SALARIES GROUP AND SEX IN ELECTRICITY INDUSTRY | 213 |
| 6.3 | WAGES AND SALARIES PAID BY OCCUPATIONAL GROUP IN ELECTRICITY INDUSTRY | 214 |

| | | |
|-----|--|-----|
| 6.4 | INSTALLED GENERATING CAPACITY AND ELECTRICITY PRODUCTION | 214 |
| 6.5 | QUANTITY OF ELECTRICITY SOLD AND REVENUE FROM SALES OF ELECTRICITY BY TYPE OF TARIFF..... | 215 |
| 6.6 | GROSS REVENUE FROM SALES, TOTAL INTERMEDIATE COST AND VALUE ADDED IN THE ELECTRICITY INDUSTRY | 215 |
| 6.7 | VALUE OF FIXED ASSETS BY TYPE IN ELECTRICITY INDUSTRY | 216 |
| 6.8 | INVESTMENT IN FIXED ASSETS BY TYPE OF FIXED ASSETS IN ELECTRICITY INDUSTRY | 216 |

LISTS OF FIGURES

| <u>FIGURE NO.</u> | | <u>PAGE NO.</u> |
|-------------------|--|-----------------|
| FIG. I | GROSS VALUE OF PRODUCTION AT CURRENT PRICE BY OWNERSHIP, 1995/96 - 1999/2000 (1988 - 1992 E.F.Y.) . | 34 |
| FIG. II | VALUE ADDED BY OWNERSHIP, 1995/96 - 1999/2000 (1988 - 1992 E.F.Y.) | 35 |
| FIG. III | PERCENTAGE DISTRIBUTION OF VALUE ADDED BY INDUSTRIAL GROUP, 1999/2000 (1992 E.F.Y.) | 36 |
| FIG. IV | RATIO OF IMPORTED TO TOTAL RAW MATERIAL COST BY INDUSTRIAL GROUP, 1999/2000 (1992 E.F.Y.) | 37 |
| FIG. V | RATIO OF VALUE ADDED TO GROSS VALUE OF PRODUCTION, 1999/2000 (1992 E.F.Y.) | 38 |
| FIG. VI | INSTALLED GENERATING CAPACITY, 1995/96 - 1999/2000 (1988 - 1992 E.F.Y.) | 39 |
| FIG. VII | PRODUCTION OF ELECTRICITY, 1995/96 - 1999/2000 (1988 - 1992 E.F.Y.) | 40 |

ABBREVIATIONS

| | |
|-----------|---|
| CSA | - Central Statistical Authority |
| E.F.Y. | - Ethiopian Fiscal Year |
| G.C. | - Gregorian Calendar Year |
| S.N.N.P.- | Southern Nations, Nationalities and Peoples' Region |
| N.E.C. | - Not Elsewhere Classified |
| S.N.A. | - System of National Accounts |
| IMPS | - Integrated Micro-Computer Processing System |
| KW | - Kilowatt |
| KWH | - Kilowatt Hour |

PART I

INTRODUCTION AND OBJECTIVES OF THE SURVEY

1. Introduction

The presence of adequate and current statistical data in various economic sectors that are considered essential for development planning, socio-economic policy formulation and economic analysis is vital in promoting the economic development of a country. Based on this general objective, the Central Statistical Authority (CSA) has been conducting surveys of various economic activities of which the annual Large and Medium Scale Manufacturing Industries survey is one.

Manufacturing is defined here according to International Standard Industrial Classification (ISIC Revision-3) as "the physical or chemical transformation of materials or components into new products, whether the work is performed by power-driven machines or by hand, whether it is done in a factory or in the worker's home, and whether the products are sold at wholesale or retail. The assembly of the component parts of manufactured products is also considered as manufacturing activities."

Central Statistical Authority (CSA) has been publishing results of the survey of Manufacturing and Electricity Industries on annual basis since 1968 E.F.Y. to provide users with reliable, comprehensive and timely statistical data on these sectors. In this respect, this survey is the principal source of industrial statistics on Large and Medium Scale Manufacturing sector in the country. The data are obtained by conducting Large and Medium Scale Manufacturing and Electricity Industries survey each year.

This publication presents the objectives, scope and coverage, training of field staff, methods of data collection and field organization, basic concepts and definitions,

summary of selected survey results and structure and performance of Large and Medium Scale Manufacturing and Electricity Industries. Accordingly, the bulletin has six parts: - Part I deals with an introduction and objective of the survey. Part II gives an overview about the survey methodology, data collection and processing. Part III presents summary of selected survey results on Large and Medium Scale Manufacturing industries. Part IV deals with the results of Large and Medium Scale Manufacturing Industries survey for the year 1999/2000 (1992 E.F.Y.). Part V deals with the time series data and various ratios for the period of five years i.e. 1995/96-1999/2000 (1988-1992 E.F.Y.) for Large and Medium Scale Manufacturing Industries. Finally Part VI presents the activity and performance of the Electricity Industry which also refers to the five years period, i.e. 1995/96-1999/2000 (1988-1992 E.F.Y.). Furthermore, the survey questionnaire for Large and Medium Scale Manufacturing Industries is attached as an appendix.

2. Objectives of the survey

The main objectives of the annual survey of Large and Medium Scale Manufacturing and Electricity Industries are to: -

- a. obtain basic statistical data that are essential for policy makers, planners and researchers by industrial group.
- b. collect basic quantitative information on Persons engaged, employment, volume of production and raw materials, structure and performance of the Large and Medium Scale Manufacturing and Electricity Industries.
- c. compile statistical data which will be an input to the System of National Accounts (SNA), on Large and Medium Scale Manufacturing and Electricity industries as a whole and by industrial group.
- d. find out the major problems that creates stumbling block for the activities of Large and Medium Scale Manufacturing industries.

PART II

SURVEY METHODOLOGY, DATA COLLECTION AND PROCESSING

1. Scope and Coverage

The scope of the Large and Medium Scale Manufacturing industries survey is confined to those establishments which engage 10 persons and above and use power-driven machines and covers both public and private industries in all Regions of the country, where establishments under the scope of the survey are found. With regard to survey of Electricity data, the survey covered only the electricity supplied by of the Ethiopian Electric Power Corporation. In other words, the negligible electric power services supplied by the other sources are not included in the survey.

Like the previous years, in the current survey an attempt was made to update the directory using as source of information the licenses issued by the Ministry of Trade and Industry and corresponding bureaux of the Regional States of the Country for the large and medium public sector industries and for the private establishments including co-operatives. Furthermore, due to various efforts made to include all the newly established enterprises under the scope of the survey, in this reference year the number of establishments covered by the survey increased by eight than that of the previous survey period.

In this publication detailed information on number of establishments, number of persons engaged and employees, wages and salaries paid by sex, nationality and occupation, paid-up capital, gross value of production, industrial and non-industrial costs, value added, operating surplus, quantity of production and raw materials consumed, fixed assets, investment and production capacity by industrial group are presented.

2. Basic Concepts and Definitions:-

- (i) An Establishment:- is defined as the whole of the premises under the same ownership or management at a particular address. (e.g. a bakery, a sawmill, ...etc.).
- (ii) Paid-up Capital:- is that part of the issued capital of an establishment that has been paid by the shareholders or the individual owner.
- (iii) Working Proprietors, Active Partners and Family Workers:- include all unpaid working proprietors, active partners and members of their household who actively participate in the operation of the establishment.
- (iv) Administrative and Technical Employees:- include salaried directors and managers, technicians, superintendents, research workers, draftsmen and designers, engineers, chemists, architects, accountants, book-keepers, office machine operators, receptionists, sales men, delivery personnel, guards and other office staff.
- (v) Production Workers:- include workers directly engaged in production i.e., persons engaged in fabricating, processing, assembling, maintenance, repair, janitorial, record keeping and other associated activities.
- (vi) Seasonal and Temporary Workers:- include workers who are employed for a whole or a part of the reference year. These workers are not regularly on the payroll of the establishment.
- (vii) Number Employed:- includes all persons on the payroll whether seasonal or temporary workers. The number of seasonal and temporary workers has been adjusted to give equivalent of full-time workers.

- (viii) **Number Engaged:-** includes paid employees and working proprietors, active partners, and unpaid family workers.
- (ix) **Basic Wages and Salaries:-** includes all payments in cash made to employees during the reference year. It excludes commissions, bonuses, professional and hardship allowances.
- (x) **Wages and Salaries:-** includes all payments in cash or in kind made to employees during the reference year in connection with work done for the establishments.
- (xi) **Commissions, Bonuses, Professional and Hardship Allowances:-** refer to the total of commissions, bonuses and cost of living allowances paid in cash to employees during the reference year. This excludes car allowance and per diem.
- (xii) **Supplements to Wages and Salaries of Employees:-** represents payments made by the employer on behalf of his employees. Included are employers' contribution to social security systems, insurance premiums, ...etc. Only payments made by the employer are included here.
- (xiii) **Revenue from Sales:-** represents the total sales value of all products and by-products during the reference year valued at market price.
- (xiv) **Receipt from Industrial Services Rendered to Others:-** include all income obtained from contract, repair and maintenance work done to others on raw materials and spare parts supplied by the customer.
- (xv) **Receipt of Products Bought and Resold:-** refers to revenue obtained from sales of all goods bought and resold during the reference year without any transformation or processing.

- (xvi) **Other Receipts:-** include rental income from lease of machinery and equipment, income from sales of scrap, the value of fixed assets produced by the unit for its own use and other income.
- (xvii) **Difference of Stocks in the Value of Finished Goods and Semi-Finished Goods:-** is the net change of stocks between the end and the beginning of the reference period in the value of finished and semi-finished goods.
- (xviii) **Gross Value of Production:-** includes the sales value of all products of the establishment, the net change of stocks between the beginning and end of the reference period in the value of finished goods and the value of semi finished goods, the value of industrial services rendered to others, the value of goods bought and resold without any transformation or processing, and other receipts. The valuation of Gross Value of Production is in terms of producers' values where indirect taxes are included in the value of sales of the establishment and the value of subsidies received is excluded.
- (xix) **Raw Materials:-** include all raw and auxiliary materials, parts and containers which are consumed during the reference year. The value of local raw materials is the value of locally produced raw materials and is the cost at the factory which includes the purchase price, transport charges, taxes and other incidental costs. The value of imported raw materials is the value of raw materials produced in other countries and obtained directly or from local source and is the cost at the factory which includes the purchase price, transport charges, taxes and other incidental costs.
- (xx) **Other Industrial Services Rendered by Others:-** refer to contract, repair and maintenance work done by others in the reference year on materials controlled by the establishment. Included are also the cost of all goods purchased and resold

without any transformation during the reference year and the cost of water consumed.

(xxi) **Industrial Cost**:- Includes the cost of raw materials, fuels, electricity and other supplies consumed, cost of industrial services rendered by others, cost of goods bought and resold without any transformation or processing.

(xxii) **Non-industrial Cost**:- includes payments made to professional services, postage, telephone, insurance, advertising, hired transport, rental payments, etc. (depreciation is excluded).

(xxiii) **Census Value Added (at Market Price)**:- is the difference between gross value of production and industrial cost. Census value added at market price minus indirect taxes net (i.e., indirect taxes less subsidies) gives census value added at factor cost.

(xxiv) **Value Added in the National Account Concept (at Market Price)**:- is defined as the difference between the gross value of production and industrial and non-industrial costs. To get the same indicator at factor cost indirect taxes net (i.e., indirect taxes less subsidies) are subtracted.

(xxv) **Fixed Capital Assets**: - are those with a productive life of one year or more which are intended for the use of the establishment including fixed assets made by the establishment's own labour force for its own use. They are valued in this report at book-value end of the reference year, that is the net book value at the beginning of the reference year plus new capital expenditure minus those sold and disposed and depreciation during the reference year.

(xxvi) **New Capital Expenditure**: - represents the cost of new or used capital equipment bought during the reference period.

- (xxvii) **Operating Surplus**:- is defined here as the difference between value added in the national account concept at factor cost and total wages and salaries.
- (xxviii) **Public Sector**:- under this sector are included all establishments owned by the state i.e., those which were fully as well as partially (with 51 percent share and above) owned by the Government.
- (xxix) **Private Sector**:- includes establishments such as individual ownership, partnership, private limited company, share company, co-operatives and others.
- (xxx) **Intermediate Cost (for electricity industry)**:- includes cost of materials, fuel, and other costs such as, transport, repair and maintenance and insurance paid, etc.
- (xxxi) **Capacity (for electricity industry)**:- capability of the installed generators and diesel engines to produce electrical energy.
- (xxxii) **Tariff**: - fixed rate of payment where consumers are classified according to their consumption behavior.
- (xxxiii) **Domestic Tariff**: - this tariff is intended for domestic consumers in private residences. The tariff does not include supply for purpose of any business of commercial activity or professional or for communal services.
- (xxxiv) **Street Lighting Tariff**:- applies only for street lighting consumption.
- (xxxv) **Commercial Tariff**:- applies to electricity supplied to commercial and/or office premises, irrespective of the level of consumption.

(xxxvi) **Industrial Tariff**: - applies to industrial consumers generally using electricity for manufacturing or processing purposes or for purposes as may be specified by the Authority.

(xxxvii) **Number of establishments covered by the report**: - is the number of establishments for which the required breakdown for data inquired is available either from the survey or estimate.

(xxxviii) **Number of Establishments with response**: - is the number of establishments for which the required breakdown for data inquired is available from the survey.

3. **Training of Field Staff**

In the Large and Medium Scale Manufacturing Industries survey, after updating the directory, questionnaires, instruction manuals and all other relevant materials were prepared and printed in advance. Then, the training of all field staff were carried out for 10 days at the head office. In this training, the Central Statistical Authority's branch statistical office heads, statisticians, field supervisors, and enumerators were involved.

The training which was expected to ensure the quality of the data consisted of class room discussions, filling - in questionnaires by trainees for practice using financial statements of selected establishments. The filled-in questionnaires by the trainees were checked and corrections were made and the errors were pointed out to the trainees, so that these wouldn't be repeated during the actual data collection.

4. **Methods of Data Collection and Field Organization**

All CSA branch offices were involved in this survey. Accordingly, 22 heads of branch offices, overall about 120 enumerators and supervisors (70 from Region-14 and 50 from other CSA branch offices), and 10 statisticians and statistical technicians from

the head office and about 34 drivers (10 from Region 14 and 24 from the rest of the branches) were involved in the data collection activity.

In Region 14 branch statistical office, where the majority of the establishments under the scope of the survey are located, enumerators were organized into teams and each team constituted of six enumerators and a field editor (a supervisor). The supervisor was provided with a four-wheel drive vehicle and a driver. Before the deployment of the teams, at head office, the establishments under the scope of the survey were divided among the teams, in accordance with their location. Then, each enumerator was assigned to collect data from 15 establishments on an average. The data collection operation was carried out in collaboration with the concerned personnel of each establishment. Due to the deployment of sufficient logistics and manpower and other organizational measures taken, the data collection activity took 30-45 days in most of the regions of the country.

It is to be noted that some problems were encountered during the data collection stage. That is, the documents could not be obtained for three public establishments which were on the process of privatization. Hence, the employment data for these establishments were estimated from the data of the previous year. However, the financial data for these establishments were taken from the authorized financial statements of each establishment, which was obtained from the board of trustee for Privatized Public Enterprise.

5. Data Processing

a. Editing, Coding and Verification

A number of quality control steps were taken to ensure the quality of data of the survey. The first step taken in this direction was to revise the questionnaire to make it easier for internal consistency checking or editing both at field and office level. Furthermore, based on this revised questionnaire, revised instruction manual with field editing procedures were prepared in Amharic for both enumerators and supervisors

(field editors). Using this manual some editing and coding were carried out by field editors during the data collection stage.

After the majority of the completed questionnaires were brought back to head office, final editing, coding and verification were performed. The coding and the manual editing and verification activity was performed by 10 statisticians and statistical technicians and 11 editors. Finally, the edited and coded questionnaires were checked and verified by other two professionals.

b. Data Entry, Cleaning and Tabulation

The data were entered and verified on personal computers using IMPS (Integrated Microcomputer Processing System) Software. Ten CSA data entry staff were participated for this purpose for seven days with close supervision of the activities by two professionals. Then, the data entered were cleaned using two personal computers in combination with manual editing for some serious errors. Finally, the tabulation of the results were processed using the same software by two programmers with technical assistance from Industrial Statistics Department Staff.

PART III

SUMMARY OF THE MAJOR FINDINGS OF THE SURVEY

PART III

SUMMARY OF THE MAJOR FINDINGS OF THE SURVEY

The distribution of Large and Medium Scale Manufacturing Industries by Regional States and major industrial group is shown in summary Table-3.1. Accordingly, the survey result indicates that the total number of Large and Medium Scale Manufacturing establishments for the country as a whole was 788 in 1992 E.F.Y. The data in this Table further demonstrates that for the country as a whole, manufacture of food products and beverages industrial group ranks first in terms of the number of establishments accounting for 29.82 percent of the total establishments in the sector. The next important industrial groups in this respect are manufacture of furniture; manufacturing N.E.C. and other non-metallic mineral products major industrial groups, which constituted 15.10 and 10.79 percent of the total number of Large and Medium Scale Manufacturing Industries, respectively. That means the share of the three industrial groups alone was 55.71 percent of the overall industrial groups, leaving only 44.29 percent for the other 12 major industrial groups. Therefore, the Ethiopian Large and Medium Scale Manufacturing Industry is mainly characterized by high concentration of food and beverage manufacturing industries. The output by food and beverage industries among many others include flour, bread, edible oil, soft drinks, beer and alcohol drinks...etc.

As can be seen from the data in the same Table the distribution of Large and Medium Scale Manufacturing Industries by Regional States of the country is highly skewed. Almost two third (63.83 percent) of the total Large and medium scale manufacturing industries operating in the reference year are located in Region-14 (Addis Ababa). Following Region-14 (Addis Ababa), Oromiya, S.N.N.P, Amhara, Tigray and Dire Dawa are the next five Regional States that constituted 14.09, 7.23, 6.09, 3.55 and 3.05 percents of the total establishment in that order.

DISTRIBUTION OF LARGE AND MEDIUM SCALE MANUFACTURING INDUSTRIES BY REGIONAL STATES*
AND MAJOR INDUSTRIAL GROUP - PUBLIC AND PRIVATE
1999/2000(1992 E.F.Y)

SUMMARY TABLE - 3.1

| INDUSTRIAL GROUP | REGIONAL STATES | | | | | | | | | | TOTAL | PERCENTAGE |
|--|-----------------|----------|------------|--------------|----------|------------|----------|-----------|--------------|------------|---------------|------------|
| | TIGRAY | AFAR | AMHARA | OROMIYA | SOMALIE | S.N N.P. | GAMBELLA | HARARI | ADDIS ABABA | DIREDAWA | | |
| MANUFACTURE OF FOOD PRODUCTS AND BEVERAGES..... | 8 | - | 20 | 50 | 1 | 6 | - | 4 | 135 | 11 | 235 | 29.82 |
| MANUFACTURE OF TOBACCO PRODUCTS | - | - | - | - | - | - | - | - | 1 | - | 1 | .13 |
| MANUFACTURE OF TEXTILES | 1 | 2 | 5 | 1 | - | 5 | 1 | - | 19 | 2 | 36 | 4.57 |
| MANUFACTURE OF WEARING APPAREL, EXCEPT FUR APPAREL.... | 2 | - | - | 2 | - | 1 | - | - | 20 | - | 25 | 3.17 |
| TANNING AND DRESSING OF LEATHER; MANUFACTURE OF FOOTWEAR, LUGGAGE AND HANDBAGS | - | - | 4 | 7 | - | - | - | - | 42 | - | 53 | 6.73 |
| MANUFACTURE OF WOOD AND OF PRODUCTS OF WOOD AND CORK, EXCEPT FURNITURE | - | - | - | 7 | - | - | 1 | - | 8 | - | 16 | 2.03 |
| MANUFACTURE OF PAPER, PAPER PRODUCTS AND PRINTING | 3 | - | 1 | 3 | - | 1 | - | 1 | 53 | 2 | 64 | 8.12 |
| MANUFACTURE OF CHEMICALS AND CHEMICAL PRODUCTS..... | 1 | - | - | 5 | - | 1 | - | - | 33 | - | 40 | 5.08 |
| MANUFACTURE OF RUBBER AND PLASTIC PRODUCTS | - | - | - | 3 | - | - | - | - | 26 | - | 29 | 3.68 |
| MANUFACTURE OF OTHER NON-METALLIC MINERAL PRODUCTS ... | 8 | 1 | 6 | 14 | - | 11 | - | 2 | 40 | 3 | 85 | 10.79 |
| MANUFACTURE OF BASIC IRON AND STEEL..... | - | - | - | - | - | - | - | - | 8 | - | 8 | 1.02 |
| MANUFACTURE OF FABRICATED METAL PRODUCTS EXCEPT MACHINERY AND EQUIPMENT | 2 | - | 2 | 2 | - | 3 | - | - | 42 | - | 51 | 6.47 |
| MANUFACTURE OF MACHINERY AND EQUIPMENT N.E.C. | - | - | 2 | 1 | - | - | - | - | 11 | 1 | 15 | 1.90 |
| MANUFACTURE OF MOTOR VEHICLES, TRAILERS & SEMI-TRAILERS | 1 | - | - | 1 | - | - | - | - | 9 | - | 11 | 1.40 |
| MANUFACTURE OF FURNITURE; MANUFACTURING N.E.C. | 2 | - | 8 | 15 | 3 | 29 | - | 1 | 56 | 5 | 119 | 15.10 |
| T O T A L % | 28 3.55 | 3 .38 | 48 6.09 | 111 14.09 | 4 .51 | 57 7.23 | 2 .25 | 8 1.02 | 503 63.83 | 24 3.05 | 788 100.00 | 100.00 |

* THE AREAL COVERAGE OF THE SURVEY EXCLUDES BENISHANGUL-GUMUZ REGION, WHERE THERE ARE NO MANUFACTURING ESTABLISHMENTS THAT FALL WITHIN THE SCOPE OF THE SURVEY

The data shown in summary Tables 3.2 and 3.3 refers to the total number of persons engaged and number of employees over five years period, i.e., from 1988-1992 E.F.Y. respectively, for various major industrial groups and for Large and Medium Scale Manufacturing Industries as a whole. It shows that during 1992 E.F.Y. there were 95,708 persons engaged out of which 95,007 were employees in this sector. An examination of the distribution of persons engaged and employment by major industrial group reveals that manufacture of food and beverage and manufacture of textiles industrial groups persistently dominated the pattern of employment contributing more than 54 percent in both number of persons engaged and number of employees throughout the period under review. The relative importance of the rest of the industrial groups in terms of employment varies between 0.3 percent in manufacture of machinery and equipment to 7.7 percent in manufacture of non-metallic mineral products. The data in these Tables further indicate that, for all industrial groups combined, the total persons engaged and number of employees showed an increase throughout all the periods under review.

The percentage distribution of value added which indicates the structure of Large and Medium Scale Manufacturing Industries among various industrial groups is given in summary Table 3.4 for the period 1988-1992 E.F.Y. It can be seen that the overall structure of manufacturing industries did not show much variation during 1992 E.F.Y. when compared to the previous years. Because of that, food and beverages industrial group, despite a decline in value added share compared to 1991 E.F.Y., still continued to take the highest share accounting for about 44 percent of the total value added in 1992 E.F.Y. The other important industrial groups in this respect are mainly manufacture /assembly/ of motor vehicles, trailers and semi-trailers, manufacture of non-metallic mineral products, manufacture of tobacco products and manufacture of textiles industrial groups which contributed 30.8 percent in 1992 E.F.Y. It is important to note also that the contribution of manufacture of wearing apparel, paper, paper products and printing, chemical and chemical products, non-metallic mineral products, manufacture of basic iron and steel, manufacture of fabricated metal products and

NUMBER OF PERSONS ENGAGED BY MAJOR INDUSTRIAL GROUP - PUBLIC AND PRIVATE
1995/1996(1988 E.F.Y) - 1999/2000(1992 E.F.Y)

SUMMARY TABLE - 3.2

| INDUSTRIAL GROUP | 1988 | 1989 | 1990 | 1991 | 1992 |
|---|--------|--------|--------|--------|--------|
| MANUFACTURE OF FOOD PRODUCTS AND BEVERAGES..... | 23,729 | 24,014 | 25,959 | 27,085 | 28,547 |
| MANUFACTURE OF TOBACCO PRODUCTS | 982 | 953 | 898 | 873 | 854 |
| MANUFACTURE OF TEXTILES | 28,417 | 27,239 | 25,116 | 25,669 | 23,754 |
| MANUFACTURE OF WEARING APPAREL, EXCEPT FUR APPAREL.... | 4,106 | 4,607 | 4,218 | 3,866 | 3,773 |
| TANNING AND DRESSING OF LEATHER; MANUFACTURE OF FOOTWEAR, LUGGAGE AND HANDBAGS | 7,863 | 8,235 | 7,673 | 7,234 | 7,034 |
| MANUFACTURE OF WOOD AND OF PRODUCTS OF WOOD AND CORK, EXCEPT FURNITURE | 2,530 | 1,918 | 1,317 | 1,211 | 1,138 |
| MANUFACTURE OF PAPER, PAPER PRODUCTS AND PRINTING | 5,579 | 5,132 | 5,580 | 5,536 | 5,911 |
| MANUFACTURE OF CHEMICALS AND CHEMICAL PRODUCTS..... | 2,847 | 3,714 | 4,155 | 3,966 | 4,300 |
| MANUFACTURE OF RUBBER AND PLASTIC PRODUCTS..... | 2,224 | 2,421 | 3,092 | 3,048 | 3,157 |
| MANUFACTURE OF OTHER NON-METALLIC MINERAL PRODUCTS ... | 6,120 | 6,753 | 7,306 | 6,935 | 7,349 |
| MANUFACTURE OF BASIC IRON AND STEEL..... | 1,121 | 1,133 | 1,138 | 1,117 | 1,166 |
| MANUFACTURE OF FABRICATED METAL PRODUCTS EXCEPT MACHINERY AND EQUIPMENT | 2,050 | 1,915 | 1,940 | 2,057 | 2,529 |
| MANUFACTURE OF MACHINERY AND EQUIPMENT N.E.C. | 464 | 537 | 402 | 446 | 292 |
| MANUFACTURE OF MOTOR VEHICLES, TRAILERS & SEMI-TRAILERS | 713 | 821 | 905 | 1,167 | 1,735 |
| MANUFACTURE OF FURNITURE; MANUFACTURING N.E.C. | 2,454 | 3,774 | 4,324 | 4,202 | 4,169 |
| T O T A L | 91,199 | 93,166 | 94,023 | 94,412 | 95,708 |

NUMBER OF EMPLOYEES BY MAJOR INDUSTRIAL GROUP - PUBLIC AND PRIVATE
1995/1996(1988 E.F.Y) - 1999/2000(1992 E.F.Y)

SUMMARY TABLE - 3.3

| I N D U S T R I A L G R O U P | 1988 | 1989 | 1990 | 1991 | 1992 |
|---|--------|--------|--------|--------|--------|
| MANUFACTURE OF FOOD PRODUCTS AND BEVERAGES..... | 23,198 | 23,830 | 25,720 | 26,893 | 28,324 |
| MANUFACTURE OF TOBACCO PRODUCTS | 982 | 953 | 898 | 873 | 854 |
| MANUFACTURE OF TEXTILES | 28,387 | 27,215 | 25,093 | 25,659 | 23,747 |
| MANUFACTURE OF WEARING APPAREL, EXCEPT FUR APPAREL.... | 4,054 | 4,582 | 4,190 | 3,845 | 3,752 |
| TANNING AND DRESSING OF LEATHER; MANUFACTURE OF FOOTWEAR, LUGGAGE AND HANDBAGS | 7,748 | 8,144 | 7,589 | 7,183 | 6,989 |
| MANUFACTURE OF WOOD AND OF PRODUCTS OF WOOD AND CORK, EXCEPT FURNITURE | 2,495 | 1,907 | 1,305 | 1,200 | 1,124 |
| MANUFACTURE OF PAPER, PAPER PRODUCTS AND PRINTING | 5,550 | 5,103 | 5,554 | 5,497 | 5,888 |
| MANUFACTURE OF CHEMICALS AND CHEMICAL PRODUCTS..... | 2,825 | 3,683 | 4,138 | 3,938 | 4,287 |
| MANUFACTURE OF RUBBER AND PLASTIC PROCDUCTS..... | 2,219 | 2,416 | 3,082 | 3,027 | 3,144 |
| MANUFACTURE OF OTHER NON-METALLIC MINERAL PRODUCTS ... | 6,038 | 6,654 | 7,229 | 6,864 | 7,269 |
| MANUFACTURE OF BASIC IRON AND STEEL..... | 1,121 | 1,132 | 1,138 | 1,117 | 1,164 |
| MANUFACTURE OF FABRICATED METAL PRODUCTS EXCEPT MACHINERY AND EQUIPMENT | 2,006 | 1,861 | 1,887 | 1,993 | 2,482 |
| MANUFACTURE OF MACHINERY AND EQUIPMENT N.E.C. | 436 | 522 | 358 | 407 | 275 |
| MANUFACTURE OF MOTOR VEHICLES, TRAILERS & SEMI-TRAILERS | 705 | 812 | 899 | 1,160 | 1,729 |
| MANUFACTURE OF FURNITURE; MANUFACTURING N.E.C. | 2,275 | 3,551 | 4,136 | 4,022 | 3,979 |
| T O T A L | 90,039 | 92,365 | 93,216 | 93,678 | 95,007 |

PERCENTAGE DISTRIBUTION OF VALUE ADDED* BY MAJOR INDUSTRIAL GROUP - PUBLIC AND PRIVATE
1995/1996(1988 E.F.Y) - 1999/2000(1992 E.F.Y)

SUMMARY TABLE 3.4

| I N D U S T R I A L G R O U P | 1988 | 1989 | 1990 | 1991 | 1992 |
|---|--------|--------|--------|--------|--------|
| MANUFACTURE OF FOOD PRODUCTS AND BEVERAGES..... | 41.15 | 39.40 | 34.26 | 46.67 | 44.09 |
| MANUFACTURE OF TOBACCO PRODUCTS | 4.83 | 3.86 | 6.47 | 6.82 | 6.60 |
| MANUFACTURE OF TEXTILES | 9.83 | 8.33 | 8.08 | 6.03 | 5.72 |
| MANUFACTURE OF WEARING APPAREL, EXCEPT FUR APPAREL.... | 0.95 | 0.90 | 0.44 | 0.62 | 0.64 |
| TANNING AND DRESSING OF LEATHER; MANUFACTURE OF FOOTWEAR, LUGGAGE AND HANDBAGS | 9.15 | 10.57 | 7.06 | 7.13 | 4.44 |
| MANUFACTURE OF WOOD AND OF PRODUCTS OF WOOD AND CORK, EXCEPT FURNITURE | 2.02 | 1.52 | 1.12 | 0.71 | 0.54 |
| MANUFACTURE OF PAPER, PAPER PRODUCTS AND PRINTING | 6.65 | 5.60 | 7.09 | 5.43 | 5.70 |
| MANUFACTURE OF CHEMICALS AND CHEMICAL PRODUCTS..... | 3.18 | 4.86 | 9.97 | 3.75 | 5.05 |
| MANUFACTURE OF RUBBER AND PLASTIC PRODUCTS..... | 3.32 | 4.52 | 5.14 | 4.85 | 4.43 |
| MANUFACTURE OF OTHER NON-METALLIC MINERAL PRODUCTS ... | 9.49 | 11.12 | 12.19 | 8.72 | 8.73 |
| MANUFACTURE OF BASIC IRON AND STEEL..... | 3.28 | 3.52 | 2.78 | 1.75 | 2.08 |
| MANUFACTURE OF FABRICATED METAL PRODUCTS EXCEPT MACHINERY AND EQUIPMENT | 2.02 | 1.84 | 1.44 | 1.31 | 1.40 |
| MANUFACTURE OF MACHINERY AND EQUIPMENT N.E.C. | 0.23 | 0.23 | 0.15 | 0.11 | 0.09 |
| MANUFACTURE OF MOTOR VEHICLES, TRAILERS & SEMI-TRAILERS | 2.35 | 1.70 | 0.95 | 4.17 | 8.75 |
| MANUFACTURE OF FURNITURE; MANUFACTURING N.E.C. | 1.55 | 2.03 | 2.84 | 1.93 | 1.73 |
| T O T A L | 100.00 | 100.00 | 100.00 | 100.00 | 100.00 |

* IN THE NATIONAL ACCOUNT CONCEPT AT FACTOR COST

manufacture /assembly/ of motor vehicles, trailers and semi trailers have increased in 1992, while the share of the rest of the eight industrial groups decline as compared to that of 1991 E..F.Y.

It is evident from the percentage distribution of value added and employment (summary Table 3.3) by major industrial groups that manufacture of food and beverage industrial group plays a leading role in both manufacturing value added share and in employment creation. It is worth to note also that this industrial group constitutes the highest number of manufacturing establishments. The other interesting feature of these percentage distribution is that the textile manufacturing industrial group being the second most important industrial group in terms of employment its share in manufacturing value added is lower than that of manufacture /assembly/ of motor vehicles, trailers and semi-trailers, manufacture of other non-metallic mineral products and manufacture of tobacco products which are the second, third and fourth highest contributors of manufacturing value added, respectively.

The data in summary Table 3.5 refers to the ratio of cost of imported raw materials to that of the total cost of raw materials consumed by major industrial group for the period 1988-1992 E.F.Y. In general the industrial groups which had the highest rates in the previous years continued to do so in 1992 E.F.Y. The steady high ratio of imported raw materials to total cost of raw materials consumed over the five years period is an indication for the dependency of Large and Medium Scale Manufacturing Industries on imported raw materials. The overall dependency ratio, i.e., for all industrial groups combined showed a fluctuation throughout the years under review. Manufacture of basic iron and steel, manufacture of rubber and plastic products, manufacture (assembly) of motor vehicles, trailers and semi-trailers, manufacture of fabricated metal products, manufacture of tobacco products, manufacture of chemicals and chemical products, manufacture of machinery and equipment N.E.C, manufacture of wood and wood products of cork and manufacture of paper, paper products and printing continued to consume the highest proportion of

RATIO OF IMPORTED TO TOTAL CONSUMED RAW MATERIAL COSTS BY MAJOR INDUSTRIAL GROUP - PUBLIC AND PRIVATE
1995/1996(1988 E.F.Y) - 1999/2000(1992 E.F.Y)

SUMMARY TABLE 3.5

| INDUSTRIAL GROUP | 1988 | 1989 | 1990 | 1991 | 1992 |
|---|-------|-------|-------|-------|-------|
| MANUFACTURE OF FOOD PRODUCTS AND BEVERAGES..... | 0.207 | 0.174 | 0.184 | 0.295 | 0.278 |
| MANUFACTURE OF TOBACCO PRODUCTS | 0.944 | 0.844 | 0.727 | 0.859 | 0.782 |
| MANUFACTURE OF TEXTILES | 0.383 | 0.367 | 0.357 | 0.349 | 0.314 |
| MANUFACTURE OF WEARING APPAREL, EXCEPT FUR APPAREL.... | 0.400 | 0.309 | 0.440 | 0.298 | 0.174 |
| TANNING AND DRESSING OF LEATHER; MANUFACTURE OF FOOTWEAR, LUGGAGE AND HANDBAGS | 0.201 | 0.226 | 0.195 | 0.336 | 0.270 |
| MANUFACTURE OF WOOD AND OF PRODUCTS OF WOOD AND CORK, EXCEPT FURNITURE | 0.429 | 0.454 | 0.537 | 0.511 | 0.577 |
| MANUFACTURE OF PAPER, PAPER PRODUCTS AND PRINTING | 0.709 | 0.704 | 0.687 | 0.727 | 0.524 |
| MANUFACTURE OF CHEMICALS AND CHEMICAL PRODUCTS..... | 0.774 | 0.751 | 0.735 | 0.785 | 0.734 |
| MANUFACTURE OF RUBBER AND PLASTIC PRODUCTS..... | 0.950 | 0.947 | 0.934 | 0.926 | 0.957 |
| MANUFACTURE OF OTHER NON-METALLIC MINERAL PRODUCTS ... | 0.418 | 0.307 | 0.361 | 0.221 | 0.332 |
| MANUFACTURE OF BASIC IRON AND STEEL..... | 0.993 | 0.994 | 0.990 | 0.987 | 0.983 |
| MANUFACTURE OF FABRICATED METAL PRODUCTS EXCEPT MACHINERY AND EQUIPMENT | 0.901 | 0.930 | 0.907 | 0.908 | 0.819 |
| MANUFACTURE OF MACHINERY AND EQUIPMENT N.E.C. | 0.686 | 0.900 | 0.769 | 0.668 | 0.582 |
| MANUFACTURE OF MOTOR VEHICLES, TRAILERS & SEMI-TRAILERS | 0.915 | 0.851 | 0.923 | 0.931 | 0.912 |
| MANUFACTURE OF FURNITURE; MANUFACTURING N.E.C. | 0.212 | 0.224 | 0.325 | 0.336 | 0.427 |
| T O T A L | 0.476 | 0.442 | 0.434 | 0.536 | 0.515 |

PER CAPITA AND RATIOS OF MAJOR INDICATORS - PUBLIC AND PRIVATE
1995/1996(1988 E.F.Y) - 1999/2000(1992 E.F.Y)

SUMMARY TABLE 3.6

| PER CAPITA / RATIO | 1988 | 1989 | 1990 | 1991 | 1992 |
|--|--------|--------|--------|--------|--------|
| PER CAPITA : | | | | | |
| WAGE AND SALARIES PAID PER EMPLOYEE | 5,076 | 5,301 | 5,474 | 5,892 | 6,337 |
| GROSS VALUE OF PRODUCTION PER EMPLOYEE | 64,407 | 64,919 | 68,585 | 77,631 | 85,469 |
| VALUE ADDED * PER EMPLOYEE | 17,702 | 18,209 | 16,467 | 21,168 | 24,469 |
| OPERATING SURPLUS PER EMPLOYEE | 12,626 | 12,908 | 10,994 | 15,275 | 18,132 |
| VALUE OF FIXED ASSET PER EMPLOYEE | 24,324 | 29,540 | 33,472 | 44,947 | 54,855 |
| RATIO OF | | | | | |
| FIXED ASSETS TO GROSS VALUE OF PRODUCTION | 0.378 | 0.455 | 0.488 | 0.579 | 0.642 |
| COST OF LABOUR TO GROSS VALUE OF PRODUCTION | 0.079 | 0.082 | 0.080 | 0.076 | 0.074 |
| INDUSTRIAL COSTS TO GROSS VALUE OF PRODUCTION | 0.530 | 0.505 | 0.514 | 0.534 | 0.529 |
| COST OF ENERGY TO GROSS VALUE OF PRODUCTION | 0.035 | 0.041 | 0.046 | 0.043 | 0.040 |
| VALUE ADDED* TO GROSS VALUE OF PRODUCTION | 0.275 | 0.280 | 0.240 | 0.273 | 0.286 |
| OPERATING SURPLUS TO GROSS VALUE OF PRODUCTION | 0.196 | 0.199 | 0.160 | 0.197 | 0.212 |
| VALUE ADDED* TO TOTAL FIXED CAPITAL | 0.728 | 0.616 | 0.492 | 0.471 | 0.446 |

* IN THE NATIONAL ACCOUNT CONCEPT AT FACTOR COST

imported raw materials to that of total cost of raw materials ranging from 52 to 98 percent in 1992 E.F.Y.

As shown in summary Table 3.6 where per capita and ratios of major manufacturing indicators are summarized, in 1992 E.F.Y. all per capita indicators i.e. wages and salaries per employee, gross value of production per employee, value added per employee and value of fixed assets per employee have increased by 7.6 percent, 10.1 percent, 15.6 percent, 18.7 percent and 22.0 percent, respectively, when compared to that of 1991 E.F.Y. The high percentage increase particularly in the per capita of fixed asset per employee is mainly caused by the revaluation of fixed assets in some of the publicly owned establishments. It is evident from the same Table that among the ratios presented, fixed assets to gross value of production, value added to gross value of production and operating surplus to gross value of production showed an increase, while that of cost of labour to gross value of production, industrial costs to gross value of production, cost of energy to gross value of production and value added to total fixed capital assets decreased during the same period.

In summary Table 3.7 are presented the ratio of cost of energy consumed to total industrial cost by major industrial group for the period 1988 –1992 E.F.Y. The data in this table indicates that the non-metallic mineral products recorded the highest proportion of cost of energy consumed to total industrial cost throughout out the period under review having more than 42 percent. This large proportion is mainly believed to be due to the high energy requirements by cement and glass and glass products producing establishments. The proportion of cost of energy to cost of industrial cost for non-metallic industries evidenced a fluctuating trend with the lowest share in 1989 E.F.Y (42.6 percent) and the highest in 1990 E.F.Y (50.2 percent). Next to non-metallic mineral products the highest energy consumption compared to their industrial cost is in manufacture of wood and of products of wood. Moreover, the share for wood and of products of wood showed a gradual but continuous increase from 1988-

RATIO OF COST OF ENERGY CONSUMED TO TOTAL INDUSTRIAL COST BY MAJOR INDUSTRIAL GROUP - PUBLIC AND PRIVATE
1995/1996(1988 E.F.Y) - 1999/2000(1992 E.F.Y)

SUMMARY TABLE 3.7

| INDUSTRIAL GROUP | 1988 | 1989 | 1990 | 1991 | 1992 |
|---|-------|-------|-------|-------|-------|
| MANUFACTURE OF FOOD PRODUCTS AND BEVERAGES..... | 0.045 | 0.048 | 0.055 | 0.053 | 0.056 |
| MANUFACTURE OF TOBACCO PRODUCTS | 0.031 | 0.009 | 0.010 | 0.001 | 0.009 |
| MANUFACTURE OF TEXTILES | 0.086 | 0.098 | 0.131 | 0.127 | 0.122 |
| MANUFACTURE OF WEARING APPAREL, EXCEPT FUR APPAREL.... | 0.008 | 0.030 | 0.040 | 0.041 | 0.025 |
| TANNING AND DRESSING OF LEATHER; MANUFACTURE OF FOOTWEAR, LUGGAGE AND HANDBAGS | 0.013 | 0.018 | 0.015 | 0.024 | 0.024 |
| MANUFACTURE OF WOOD AND OF PRODUCTS OF WOOD AND CORK, EXCEPT FURNITURE | 0.140 | 0.186 | 0.196 | 0.205 | 0.237 |
| MANUFACTURE OF PAPER, PAPER PRODUCTS AND PRINTING | 0.038 | 0.052 | 0.075 | 0.070 | 0.041 |
| MANUFACTURE OF CHEMICALS AND CHEMICAL PRODUCTS..... | 0.017 | 0.030 | 0.033 | 0.029 | 0.028 |
| MANUFACTURE OF RUBBER AND PLASTIC PRODUCTS..... | 0.061 | 0.075 | 0.071 | 0.090 | 0.080 |
| MANUFACTURE OF OTHER NON-METALLIC MINERAL PRODUCTS ... | 0.430 | 0.426 | 0.502 | 0.459 | 0.473 |
| MANUFACTURE OF BASIC IRON AND STEEL..... | 0.017 | 0.018 | 0.024 | 0.030 | 0.036 |
| MANUFACTURE OF FABRICATED METAL PRODUCTS EXCEPT MACHINERY AND EQUIPMENT | 0.036 | 0.042 | 0.063 | 0.073 | 0.075 |
| MANUFACTURE OF MACHINERY AND EQUIPMENT N.E.C. | 0.063 | 0.049 | 0.036 | 0.047 | 0.053 |
| MANUFACTURE OF MOTOR VEHICLES, TRAILERS & SEMI-TRAILERS | 0.002 | 0.005 | 0.006 | 0.002 | 0.003 |
| MANUFACTURE OF FURNITURE; MANUFACTURING N.E.C. | 0.015 | 0.015 | 0.021 | 0.020 | 0.020 |
| T O T A L | 0.066 | 0.081 | 0.090 | 0.081 | 0.076 |

RATIO OF VALUE ADDED* TO GROSS VALUE OF PRODUCTION BY MAJOR INDUSTRIAL GROUP - PUBLIC AND PRIVATE
1995/1996(1988 E.F.Y) - 1999/2000(1992 E.F.Y)

SUMMARY TABLE 3.8

| INDUSTRIAL GROUP | 1988 | 1989 | 1990 | 1991 | 1992 |
|--|-------|-------|-------|-------|-------|
| MANUFACTURE OF FOOD PRODUCTS AND BEVERAGES..... | 0.301 | 0.298 | 0.208 | 0.309 | 0.308 |
| MANUFACTURE OF TOBACCO PRODUCTS | 0.315 | 0.270 | 0.408 | 0.534 | 0.587 |
| MANUFACTURE OF TEXTILES | 0.224 | 0.209 | 0.209 | 0.189 | 0.221 |
| MANUFACTURE OF WEARING APPAREL, EXCEPT FUR APPAREL.... | 0.211 | 0.260 | 0.124 | 0.212 | 0.239 |
| TANNING AND DRESSING OF LEATHER; MANUFACTURE OF FOOTWEAR, LUGGAGE AND HANDBAGS | 0.230 | 0.274 | 0.166 | 0.250 | 0.175 |
| MANUFACTURE OF WOOD AND OF PRODUCTS OF WOOD AND CORK, EXCEPT FURNITURE | 0.482 | 0.462 | 0.421 | 0.383 | 0.367 |
| MANUFACTURE OF PAPER, PAPER PRODUCTS AND PRINTING | 0.363 | 0.357 | 0.374 | 0.374 | 0.385 |
| MANUFACTURE OF CHEMICALS AND CHEMICAL PRODUCTS..... | 0.160 | 0.235 | 0.324 | 0.188 | 0.253 |
| MANUFACTURE OF RUBBER AND PLASTIC PRODUCTS..... | 0.284 | 0.255 | 0.251 | 0.282 | 0.271 |
| MANUFACTURE OF OTHER NON-METALLIC MINERAL PRODUCTS ... | 0.361 | 0.344 | 0.340 | 0.305 | 0.339 |
| MANUFACTURE OF BASIC IRON AND STEEL..... | 0.185 | 0.195 | 0.149 | 0.165 | 0.206 |
| MANUFACTURE OF FABRICATED METAL PRODUCTS EXCEPT MACHINERY AND EQUIPMENT | 0.289 | 0.304 | 0.272 | 0.297 | 0.281 |
| MANUFACTURE OF MACHINERY AND EQUIPMENT N.E.C. | 0.367 | 0.380 | 0.329 | 0.328 | 0.351 |
| MANUFACTURE OF MOTOR VEHICLES, TRAILERS & SEMI-TRAILERS | 0.172 | 0.212 | 0.094 | 0.115 | 0.211 |
| MANUFACTURE OF FURNITURE; MANUFACTURING N.E.C. | 0.374 | 0.367 | 0.372 | 0.324 | 0.317 |
| T O T A L | 0.275 | 0.280 | 0.240 | 0.273 | 0.286 |

* IN THE NATIONAL ACCOUNT CONCEPT AT FACTOR COST

1992 E.F.Y. The overall ratio i.e. for all manufacturing industries showed a fluctuation throughout all the period under review.

The ratio in summary Table 3.8 represents the share of value added in gross value of production by major industrial group. The share of the industrial groups like that of tobacco products, manufacture of textiles, manufacture of wearing apparel, manufacture of paper and paper products and printing, manufacture of chemical and chemical products, manufacture of non-metallic mineral products, manufacture of basic iron and steel, manufacture of machinery and equipment, and manufacture /assembly/ of motor vehicles, trailers and semi-trailers marked an increase in 1992 E.F.Y., when compared to that of 1991 E.F.Y., while the ratio of the remaining six industrial groups declined in the same period. The share of value added in gross value of production for all industrial groups combined showed an increasing trend throughout the period under review except that of 1990 E.F.Y.

The ratio of cost of labour to gross value of production for major industrial groups is treated in summary Table 3.9. In general the industrial groups which had the highest ratio in the previous years continued to do so in 1992 E.F.Y. In this respect, manufacture of textiles, manufacture of wearing apparel, tanning and dressing of leather, manufacture of wood and of products of wood, paper and paper products and printing, manufacture of other non-metallic mineral products, manufacture of fabricated metal products, machinery and equipment and manufacture of furniture had registered above the overall ratio ranging from 8 to 24 percent in 1992 E.F.Y.

The ratio of operating surplus to gross value of production by major industrial groups and for all manufacturing industrial groups combined is presented in summary Table 3.10. The share of most of the major industrial groups and the overall average exhibit an increase in 1992 E.F.Y. as compared

RATIO OF COST OF LABOUR TO GROSS VALUE OF PRODUCTION BY MAJOR INDUSTRIAL GROUP - PUBLIC AND PRIVATE
1995/1996(1988 E.F.Y) - 1999/2000(1992 E.F.Y)

SUMMARY TABLE 3.9

| INDUSTRIAL GROUP | 1988 | 1989 | 1990 | 1991 | 1992 |
|---|-------|-------|-------|-------|-------|
| MANUFACTURE OF FOOD PRODUCTS AND BEVERAGES..... | 0.062 | 0.066 | 0.063 | 0.060 | 0.059 |
| MANUFACTURE OF TOBACCO PRODUCTS | 0.037 | 0.051 | 0.037 | 0.039 | 0.038 |
| MANUFACTURE OF TEXTILES | 0.150 | 0.153 | 0.168 | 0.159 | 0.185 |
| MANUFACTURE OF WEARING APPAREL, EXCEPT FUR APPAREL.... | 0.172 | 0.255 | 0.285 | 0.252 | 0.243 |
| TANNING AND DRESSING OF LEATHER; MANUFACTURE OF FOOTWEAR, LUGGAGE AND HANDBAGS | 0.078 | 0.074 | 0.070 | 0.094 | 0.090 |
| MANUFACTURE OF WOOD AND OF PRODUCTS OF WOOD AND CORK, EXCEPT FURNITURE | 0.174 | 0.160 | 0.183 | 0.205 | 0.198 |
| MANUFACTURE OF PAPER, PAPER PRODUCTS AND PRINTING | 0.122 | 0.133 | 0.136 | 0.140 | 0.123 |
| MANUFACTURE OF CHEMICALS AND CHEMICAL PRODUCTS..... | 0.050 | 0.058 | 0.048 | 0.064 | 0.060 |
| MANUFACTURE OF RUBBER AND PLASTIC PRODUCTS..... | 0.072 | 0.063 | 0.065 | 0.065 | 0.064 |
| MANUFACTURE OF OTHER NON-METALLIC MINERAL PRODUCTS ... | 0.075 | 0.068 | 0.067 | 0.073 | 0.080 |
| MANUFACTURE OF BASIC IRON AND STEEL..... | 0.030 | 0.030 | 0.037 | 0.050 | 0.050 |
| MANUFACTURE OF FABRICATED METAL PRODUCTS EXCEPT MACHINERY AND EQUIPMENT | 0.107 | 0.108 | 0.147 | 0.139 | 0.133 |
| MANUFACTURE OF MACHINERY AND EQUIPMENT N.E.C. | 0.232 | 0.246 | 0.200 | 0.263 | 0.199 |
| MANUFACTURE OF MOTOR VEHICLES, TRAILERS & SEMI-TRAILERS | 0.026 | 0.053 | 0.055 | 0.015 | 0.016 |
| MANUFACTURE OF FURNITURE; MANUFACTURING N.E.C. | 0.153 | 0.161 | 0.173 | 0.183 | 0.171 |
| T O T A L | 0.079 | 0.082 | 0.080 | 0.076 | 0.074 |

RATIO OF OPERATIONS SURPLUS TO GROSS VALUE OF PRODUCTION BY MAJOR INDUSTRIAL GROUP - PUBLIC AND PRIVATE
1995/1996(1988 E.F.Y) - 1999/2000(1992 E.F.Y)

SUMMARY TABLE 3.10

| I N D U S T R I A L G R O U P | 1988 | 1989 | 1990 | 1991 | 1992 |
|---|-------|-------|--------|--------|--------|
| MANUFACTURE OF FOOD PRODUCTS AND BEVERAGES..... | 0.239 | 0.231 | 0.144 | 0.249 | 0.248 |
| MANUFACTURE OF TOBACCO PRODUCTS | 0.279 | 0.220 | 0.371 | 0.496 | 0.550 |
| MANUFACTURE OF TEXTILES | 0.074 | 0.056 | 0.042 | 0.031 | 0.035 |
| MANUFACTURE OF WEARING APPAREL, EXCEPT FUR APPAREL.... | 0.040 | 0.005 | -0.160 | -0.040 | -0.005 |
| TANNING AND DRESSING OF LEATHER; MANUFACTURE OF FOOTWEAR, LUGGAGE AND HANDBAGS | 0.152 | 0.200 | 0.096 | 0.156 | 0.085 |
| MANUFACTURE OF WOOD AND OF PRODUCTS OF WOOD AND CORK, EXCEPT FURNITURE | 0.309 | 0.302 | 0.239 | 0.178 | 0.168 |
| MANUFACTURE OF PAPER, PAPER PRODUCTS AND PRINTING | 0.242 | 0.224 | 0.237 | 0.234 | 0.262 |
| MANUFACTURE OF CHEMICALS AND CHEMICAL PRODUCTS..... | 0.110 | 0.177 | 0.276 | 0.124 | 0.193 |
| MANUFACTURE OF RUBBER AND PLASTIC PRODUCTS..... | 0.212 | 0.192 | 0.186 | 0.217 | 0.207 |
| MANUFACTURE OF OTHER NON-METALLIC MINERAL PRODUCTS ... | 0.285 | 0.276 | 0.273 | 0.231 | 0.259 |
| MANUFACTURE OF BASIC IRON AND STEEL..... | 0.156 | 0.165 | 0.112 | 0.115 | 0.156 |
| MANUFACTURE OF FABRICATED METAL PRODUCTS EXCEPT MACHINERY AND EQUIPMENT | 0.182 | 0.196 | 0.125 | 0.158 | 0.148 |
| MANUFACTURE OF MACHINERY AND EQUIPMENT N.E.C. | 0.135 | 0.134 | 0.129 | 0.065 | 0.152 |
| MANUFACTURE OF MOTOR VEHICLES, TRAILERS & SEMI-TRAILERS | 0.146 | 0.159 | 0.039 | 0.100 | 0.195 |
| MANUFACTURE OF FURNITURE; MANUFACTURING N.E.C. | 0.221 | 0.206 | 0.198 | 0.141 | 0.146 |
| T O T A L | 0.196 | 0.199 | 0.160 | 0.197 | 0.212 |

to that of 1991 E.F.Y. Despite an increases in the ratio of operating surplus to gross value of production in manufacture of wearing apparel industrial group the ratio still remained negative.

Establishments which were working less than 12 months during the reference period were asked to state their reasons for not being fully operational during the reference period and these are presented in summary Table 3.11. It can be observed that among the total establishments operated less than 12 months during the reference period 28.52 percent and 28.18 percent indicated that shortage of supply of raw materials and absence of market demand for their products stood as the first and second highest proportion, respectively.

In a similar way to that of the above question establishments which were not working at full capacity were asked to state their reasons for working below capacity during the reference period and the response is presented in summary Table 3.12. When examining the first types of major reasons, absence of credit facilities emerged as the major cause for capacity under utilization.

The data in summary Table 3.13 depict the first major problems faced by establishments at the survey period. As this summary Table indicated almost 40 percent of the establishments reported that the first major current operating difficulty was absence of market demand for their products, followed by shortage of supply of raw materials which were reported by about 19 percent of the total establishments.

DISTRIBUTION OF ESTABLISHMENTS BY FIRST MAJOR REASON FOR NOT BEING FULLY OPERATIONAL
AND MAJOR INDUSTRIAL GROUP - PUBLIC AND PRIVATE
1999/2000(1992 E.F.Y)

SUMMARY TABLE 3.11

| INDUSTRIAL GROUP | TYPE OF REASONS | | | | | | | | | | TOTAL |
|---|--|--|--------------------------------|--------------------------------|-------------------------------|---|-----------------------------------|--|--------|---------------|--------|
| | SHORTAGE OF SUPPLY OF RAW MATERIALS | SHORTAGE OF SUPPLY OF SPARE PARTS | LACK OF FOREIGN EXCHANGE | ABSENCE OF MARKET DEMAND | LACK OF WORKING CAPITAL | SHORTAGE OF ELECTRICITY AND WATER SUPPLY | FREQUENT MACHINERY BREAKAGE | OBSTACLES FROM GOV. RULES AND REGULATIONS | OTHERS | NOT STATED | |
| MANUFACTURE OF FOOD PRODUCTS AND BEVERAGES..... | 28 | 6 | - | 29 | 1 | 6 | 8 | - | 17 | 5 | 100 |
| MANUFACTURE OF TOBACCO PRODUCTS | - | - | - | - | - | - | - | - | - | - | - |
| MANUFACTURE OF TEXTILES | 6 | 2 | - | 2 | - | 3 | - | 1 | 4 | - | 18 |
| MANUFACTURE OF WEARING APPAREL, EXCEPT FUR APPAREL.... | 2 | - | - | 1 | - | 1 | - | - | 2 | - | 6 |
| TANNING AND DRESSING OF LEATHER; MANUFACTURE OF FOOTWEAR, LUGGAGE AND HANDBAGS | 5 | 1 | - | 6 | - | - | 2 | 1 | 3 | - | 18 |
| MANUFACTURE OF WOOD AND OF PRODUCTS OF WOOD AND CORK, EXCEPT FURNITURE | 6 | - | - | - | - | 1 | - | - | 1 | - | 8 |
| MANUFACTURE OF PAPER, PAPER PRODUCTS AND PRINTING | 5 | - | - | 3 | - | 1 | - | 1 | 4 | - | 14 |
| MANUFACTURE OF CHEMICALS AND CHEMICAL PRODUCTS..... | 5 | 1 | - | 6 | 3 | 1 | - | - | 2 | - | 18 |
| MANUFACTURE OF RUBBER AND PLASTIC PRODUCTS..... | 1 | - | - | 2 | 2 | 2 | - | - | 1 | - | 8 |
| MANUFACTURE OF OTHER NON-METALLIC MINERAL PRODUCTS ... | 11 | 2 | - | 11 | - | 8 | 3 | - | 9 | 2 | 46 |
| MANUFACTURE OF BASIC IRON AND STEEL..... | 2 | - | - | - | - | - | 1 | - | - | 1 | 4 |
| MANUFACTURE OF FABRICATED METAL PRODUCTS EXCEPT MACHINERY AND EQUIPMENT | 4 | - | - | 3 | - | 1 | - | - | 1 | - | 9 |
| MANUFACTURE OF MACHINERY AND EQUIPMENT N.E.C. | - | - | - | 1 | 1 | 1 | - | - | - | - | 3 |
| MANUFACTURE OF MOTOR VEHICLES, TRAILERS & SEMI-TRAILERS | 1 | - | - | 2 | - | - | 1 | - | - | - | 4 |
| MANUFACTURE OF FURNITURE; MANUFACTURING N.E.C. | 7 | - | - | 16 | 1 | 8 | - | 1 | 2 | - | 35 |
| T O T A L | 83 | 12 | - | 82 | 8 | 33 | 15 | 4 | 46 | 8 | 291 |
| % | 28.52 | 4.12 | - | 28.18 | 2.75 | 11.34 | 5.15 | 1.37 | 15.81 | 2.75 | 100.00 |

DISTRIBUTION OF ESTABLISHMENTS BY FIRST REASON FOR NOT WORKING AT FULL CAPACITY
AND MAJOR INDUSTRIAL GROUP - PUBLIC AND PRIVATE
1999/2000(1992 E.F.Y)

SUMMARY TABLE 3.12

| INDUSTRIAL GROUP | TYPE OF REASONS | | | | | | | | |
|---|--|--|--------------------------------|-------------------------------------|------------------------------------|-------------------------------|----------|---------------|---------------|
| | SHORTAGE OF SUPPLY OF RAW MATERIALS | SHORTAGE OF SUPPLY OF SPARE PARTS | ABSENCE OF MARKET DEMAND | ABSENCE OF CREDIT FACILITY | SHORTAGE OF FOREIGN EXCHANGE | LACK OF ADEQUATE SKILLS | OTHERS | NOT STATED | TOTAL |
| MANUFACTURE OF FOOD PRODUCTS AND BEVERAGES..... | 42 | 13 | 11 | 99 | 8 | 9 | 4 | 46 | 232 |
| MANUFACTURE OF TOBACCO PRODUCTS | - | - | - | - | - | - | - | 1 | 1 |
| MANUFACTURE OF TEXTILES | 13 | 3 | 2 | 7 | 3 | 2 | - | 6 | 36 |
| MANUFACTURE OF WEARING APPAREL, EXCEPT FUR APPAREL.... | 8 | - | 2 | 6 | 2 | - | - | 7 | 25 |
| TANNING AND DRESSING OF LEATHER; MANUFACTURE OF FOOTWEAR, LUGGAGE AND HANDBAGS | 21 | 1 | 1 | 17 | 1 | 1 | - | 10 | 52 |
| MANUFACTURE OF WOOD AND OF PRODUCTS OF WOOD AND CORK, EXCEPT FURNITURE | 8 | - | - | 4 | 2 | 1 | - | 1 | 16 |
| MANUFACTURE OF PAPER, PAPER PRODUCTS AND PRINTING | 14 | 1 | 4 | 28 | 3 | 1 | 1 | 10 | 62 |
| MANUFACTURE OF CHEMICALS AND CHEMICAL PRODUCTS..... | 11 | 2 | 1 | 13 | 2 | 1 | - | 8 | 38 |
| MANUFACTURE OF RUBBER AND PLASTIC PRODUCTS..... | 9 | 2 | 3 | 6 | 3 | 1 | - | 4 | 28 |
| MANUFACTURE OF OTHER NON-METALLIC MINERAL PRODUCTS ... | 14 | 3 | 6 | 23 | 11 | 6 | - | 21 | 84 |
| MANUFACTURE OF BASIC IRON AND STEEL..... | 2 | - | - | 2 | - | 2 | - | 2 | 8 |
| MANUFACTURE OF FABRICATED METAL PRODUCTS EXCEPT MACHINERY AND EQUIPMENT | 10 | - | 4 | 17 | 8 | - | - | 10 | 49 |
| MANUFACTURE OF MACHINERY AND EQUIPMENT N.E.C. | 1 | 1 | 2 | 6 | 2 | - | - | 3 | 15 |
| MANUFACTURE OF MOTOR VEHICLES, TRAILERS & SEMI-TRAILERS | - | - | 3 | 5 | 2 | - | - | 1 | 11 |
| MANUFACTURE OF FURNITURE; MANUFACTURING N.E.C. | 23 | - | 7 | 52 | 12 | 1 | - | 21 | 116 |
| T O T A L % | 176 22.77 | 26 3.36 | 46 5.95 | 285 36.87 | 59 7.63 | 25 3.23 | 5 .65 | 151 19.53 | 773 100.00 |

DISTRIBUTION OF ESTABLISHMENTS BY TYPE OF FIRST MAJOR OPERATIONAL
PROBLEM FACED AND MAJOR INDUSTRIAL GROUP - PUBLIC AND PRIVATE
1999/2000(1992 E.F.Y)

SUMMARY TABLE 3.13

| INDUSTRIAL GROUP | TYPE OF REASONS | | | | | | | | | | | | |
|---|--|--|---------------------------------------|-----------------------------------|-------------------------------|----------------------------------|--------------------------------|------------------------------|---|-------------------|------------------------|---------------|---------------|
| | SHORTAGE OF SUPPLY OF RAW MATERIALS | SHORTAGE OF SUPPLY OF SPARE PARTS | UNABLE TO COMPETE THE MARKET | ABSENCE OF MARKET DEMAND | LACK OF WORKING CAPITAL | FREQUENT MACHINERY FAILURE | LACK OF WORKING PREMISES | PROBLEM WITH EMPLOYEES | GOVERNMENT RULES AND REG- ULATIONS | OTHER PROBLEMS | NO PROBLEM FACED | NOT STATED | TOTAL |
| MANUFACTURE OF FOOD PRODUCTS AND BEVERAGES..... | 34 | 6 | 6 | 107 | 8 | 16 | 1 | 1 | 7 | 11 | 6 | 26 | 229 |
| MANUFACTURE OF TOBACCO PRODUCTS | - | - | - | - | - | - | - | - | - | - | - | 1 | 1 |
| MANUFACTURE OF TEXTILES | 11 | 3 | 2 | 11 | 2 | 2 | - | - | - | 3 | - | 1 | 35 |
| MANUFACTURE OF WEARING APPAREL, EXCEPT FUR APPAREL.... | 5 | - | 1 | 8 | 2 | 1 | 1 | - | - | - | 1 | 6 | 25 |
| TANNING AND DRESSING OF LEATHER; MANUFACTURE OF FOOTWEAR, LUGGAGE AND HANDBAGS | 16 | - | 6 | 15 | 4 | 3 | 1 | - | 2 | 1 | 1 | 3 | 52 |
| MANUFACTURE OF WOOD AND OF PRODUCTS OF WOOD AND CORK, EXCEPT FURNITURE | 6 | 1 | 1 | 4 | 1 | 2 | - | - | 1 | - | - | - | 16 |
| MANUFACTURE OF PAPER, PAPER PRODUCTS AND PRINTING | 15 | 1 | 5 | 24 | 6 | 1 | - | - | 2 | 2 | 1 | 6 | 63 |
| MANUFACTURE OF CHEMICALS AND CHEMICAL PRODUCTS..... | 10 | - | 3 | 11 | 3 | - | - | - | 1 | 4 | - | 6 | 38 |
| MANUFACTURE OF RUBBER AND PLASTIC PRODUCTS..... | 8 | 4 | - | 8 | 3 | 1 | - | - | 3 | 2 | - | - | 29 |
| MANUFACTURE OF OTHER NON-METALLIC MINERAL PRODUCTS ... | 10 | 1 | 3 | 34 | 7 | 13 | 1 | - | 1 | 10 | 2 | 2 | 84 |
| MANUFACTURE OF BASIC IRON AND STEEL..... | - | - | - | 1 | 2 | 2 | - | - | 1 | - | 1 | - | 7 |
| MANUFACTURE OF FABRICATED METAL PRODUCTS EXCEPT MACHINERY AND EQUIPMENT | 8 | 1 | 3 | 15 | 10 | - | - | - | - | 4 | 3 | 6 | 50 |
| MANUFACTURE OF MACHINERY AND EQUIPMENT N.E.C. | 2 | - | - | 9 | - | - | - | - | - | - | 3 | - | 14 |
| MANUFACTURE OF MOTOR VEHICLES, TRAILERS & SEMI-TRAILERS | - | - | 3 | 5 | 2 | - | - | - | - | - | - | 1 | 11 |
| MANUFACTURE OF FURNITURE; MANUFACTURING N.E.C. | 24 | - | 7 | 52 | 12 | 1 | 1 | - | 8 | 3 | 3 | 5 | 116 |
| T O T A L % | 149 19.35 | 17 2.21 | 40 5.19 | 304 39.48 | 62 8.05 | 42 5.45 | 5 .65 | 1 .13 | 26 3.38 | 40 5.19 | 21 2.73 | 63 8.18 | 770 100.00 |

**FIG. I GROSS VALUE OF PRODUCTION AT CURRENT
PRICE BY OWNERSHIP**

1995/96 - 1999/2000 (1988 - 1992 E.F.Y.)

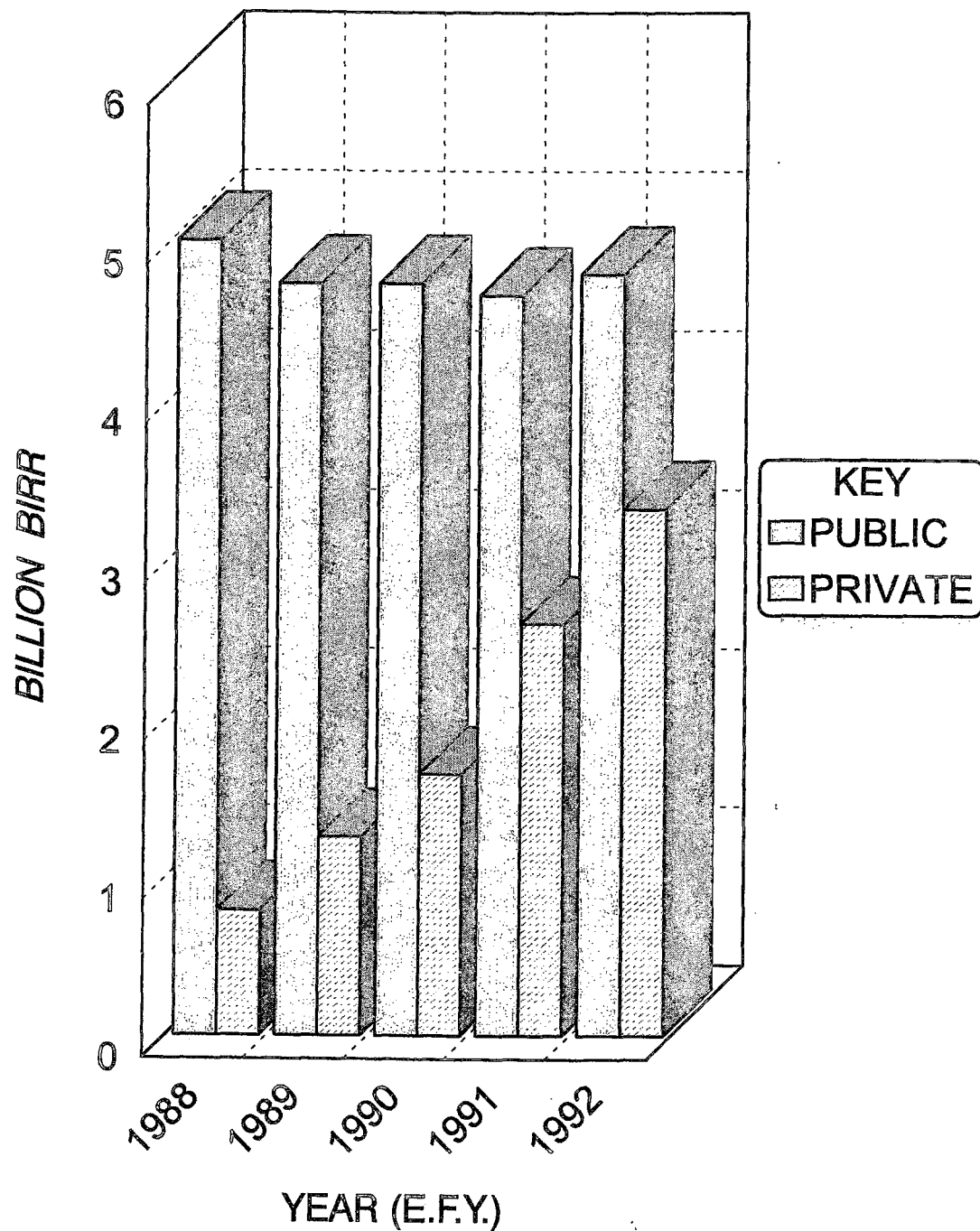
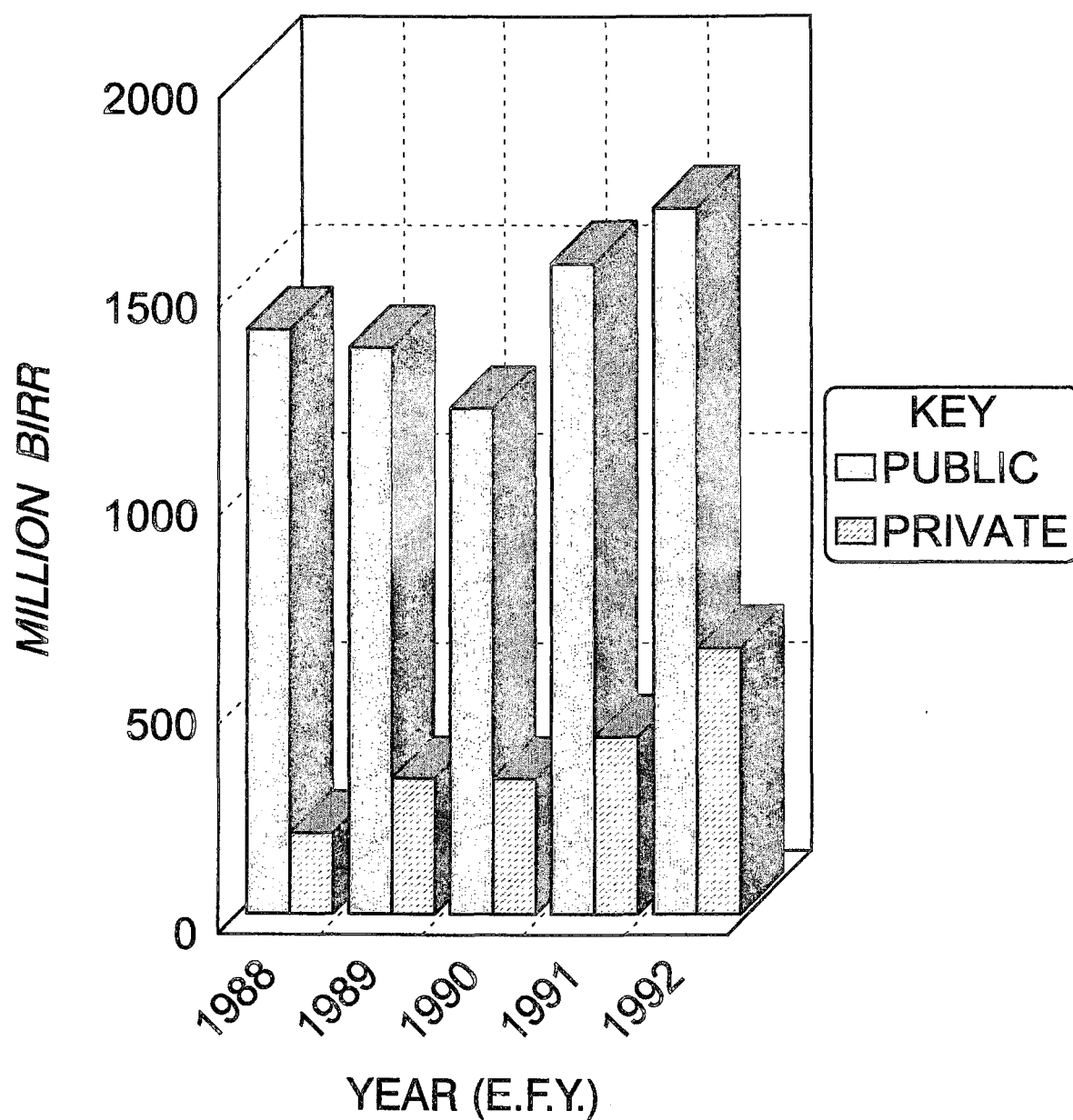


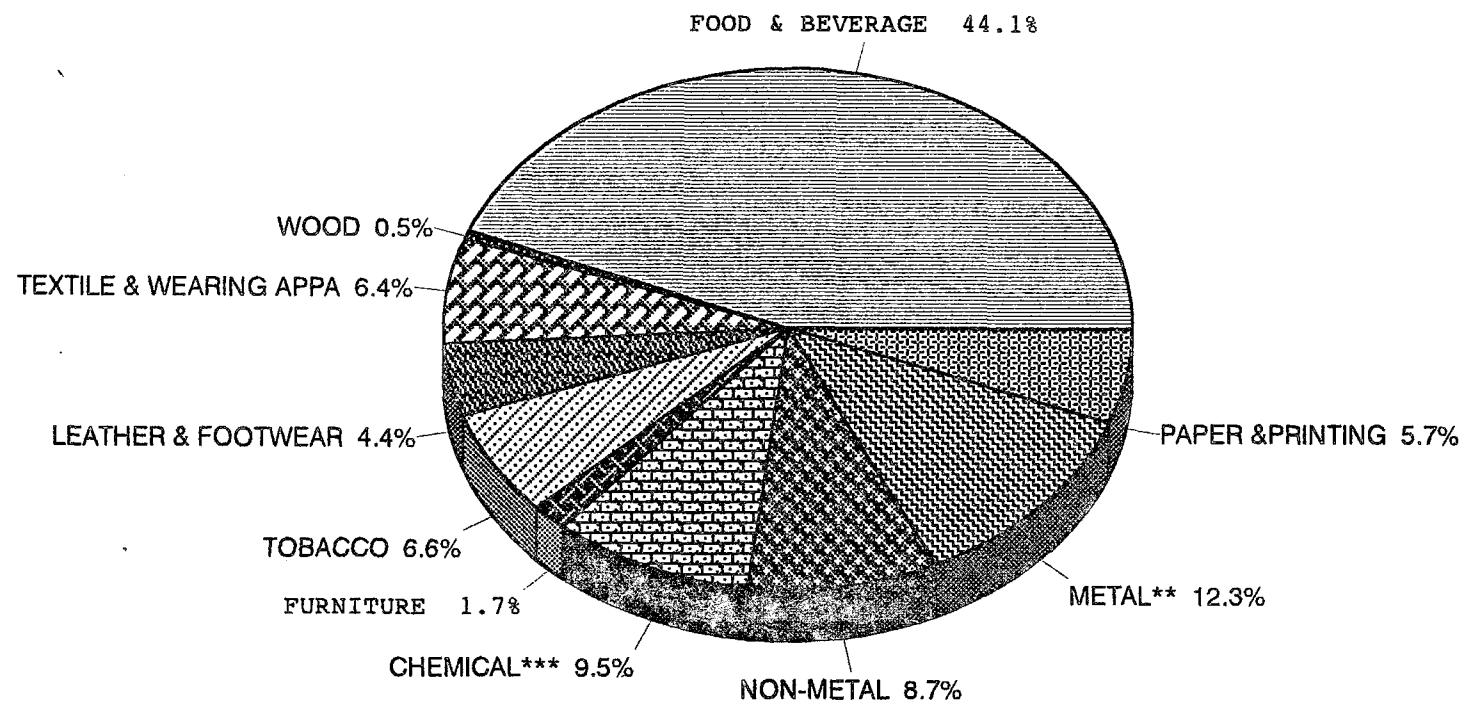
FIG.II - VALUE ADDED* BY OWNERSHIP

1995/96 - 1999/2000(1988 - 1992 E.F.Y.)



* In The National Account Concept at Factor Cost

FIG.III - PERCENTAGE DISTRIBUTION OF VALUE ADDED*
BY INDUSTRIAL GROUP
 1999/2000 (1992 E.F.Y.)



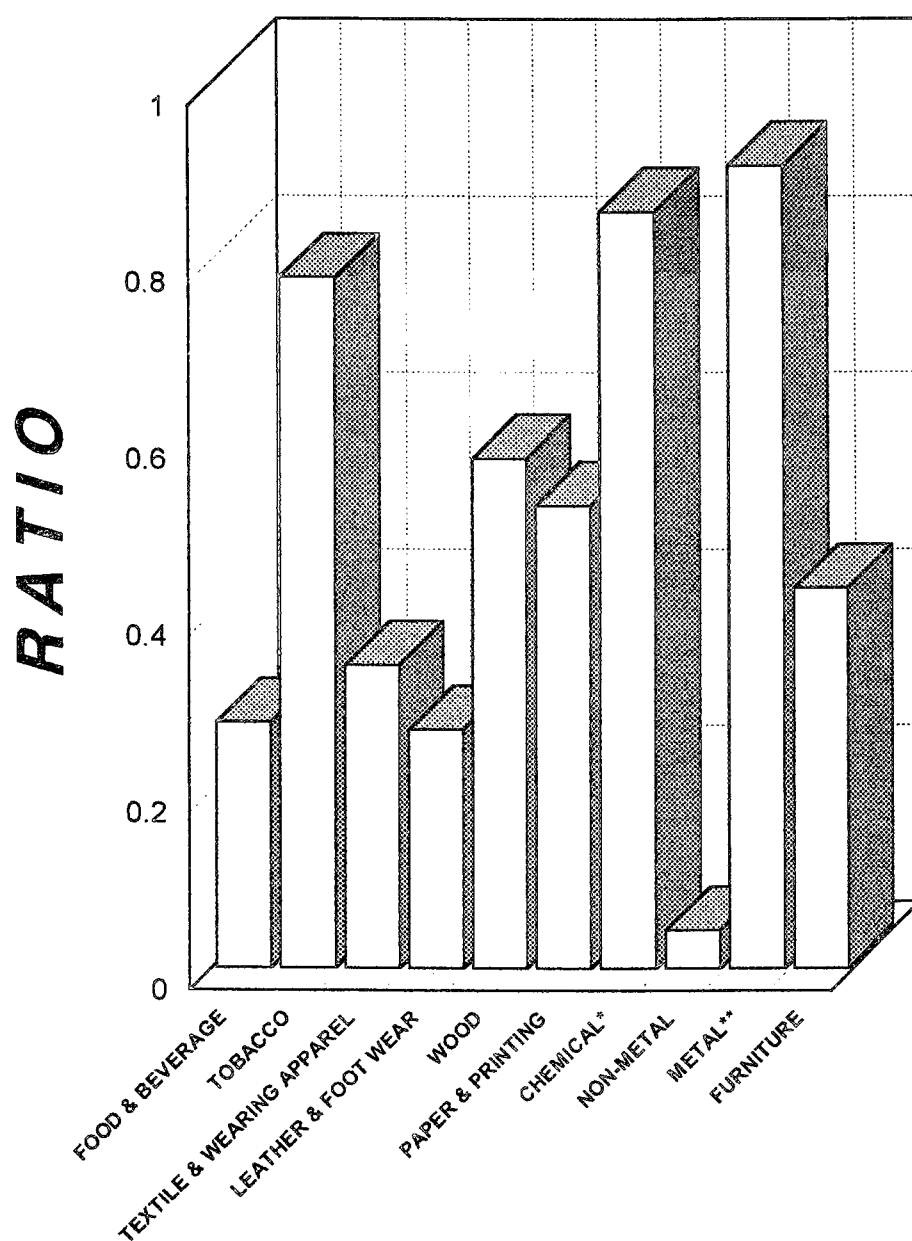
* In The National Account Concept at Factor Cost

** Including Basic Iron, Fabricated Metal, Machinery & Motor Vehicles

*** Includes Rubber & Plastics

**FIG. IV- RATIO OF IMPORTED TO TOTAL RAW MATERIAL
COST BY INDUSTRIAL GROUP**

1999/2000 (1992 E.F.Y.)

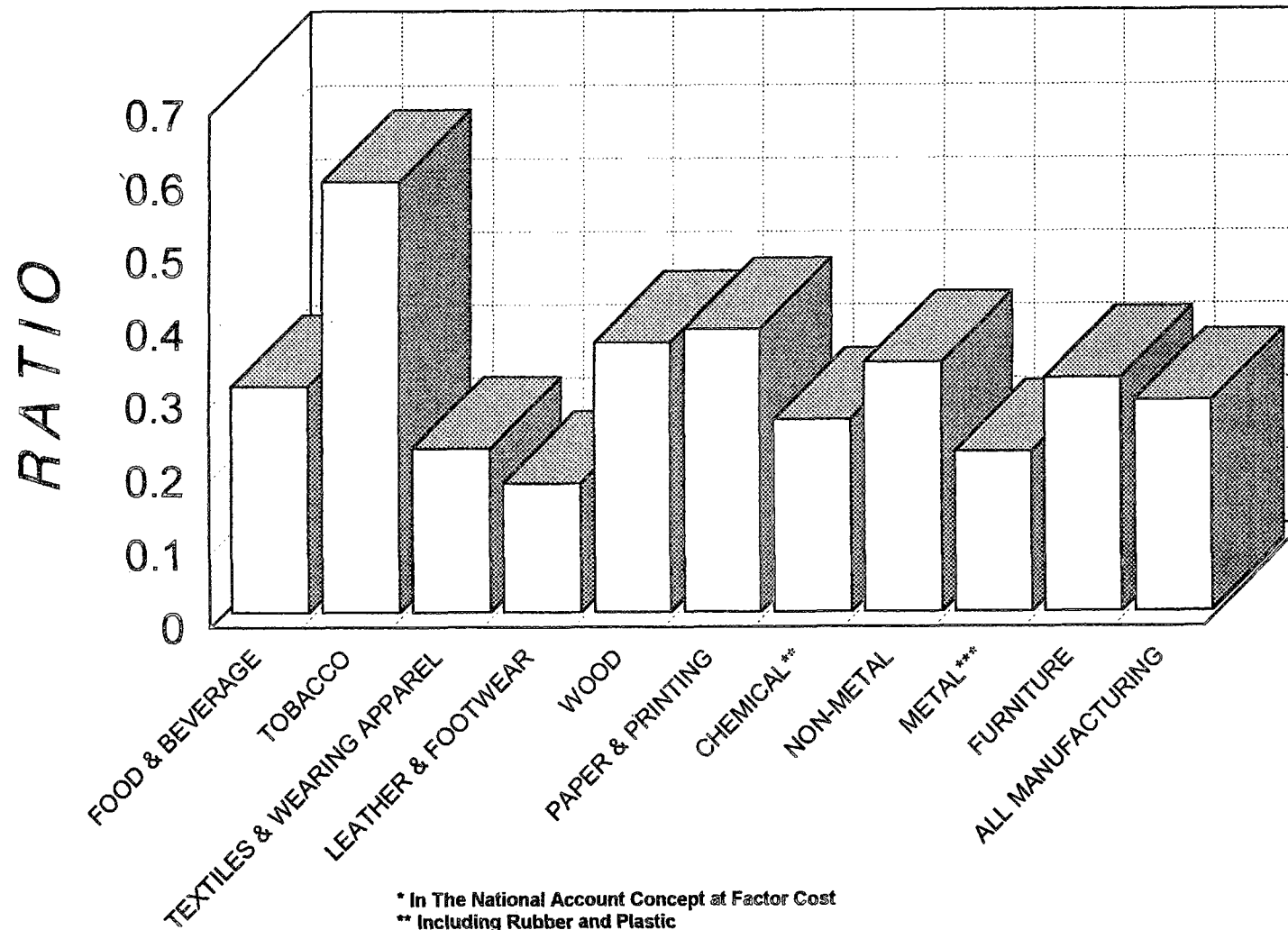


* Including Rubber and Plastic

** Including Basic Iron, fabricated metal, Machinery & Motor Vehicles

FIG.V- RATIO OF VALUE ADDED* TO GROSS VALUE OF PRODUCTION

1999/2000 (1992 E.F.Y.)



* In The National Account Concept at Factor Cost

** Including Rubber and Plastic

*** Including Basic Iron, Fabricated metal, Machinery and Motor Vehicles

FIG. VI - INSTALLED GENERATING CAPACITY OF ELECTRICITY

1995/96 - 1999/2000 (1988 - 1992 E.F.Y.)

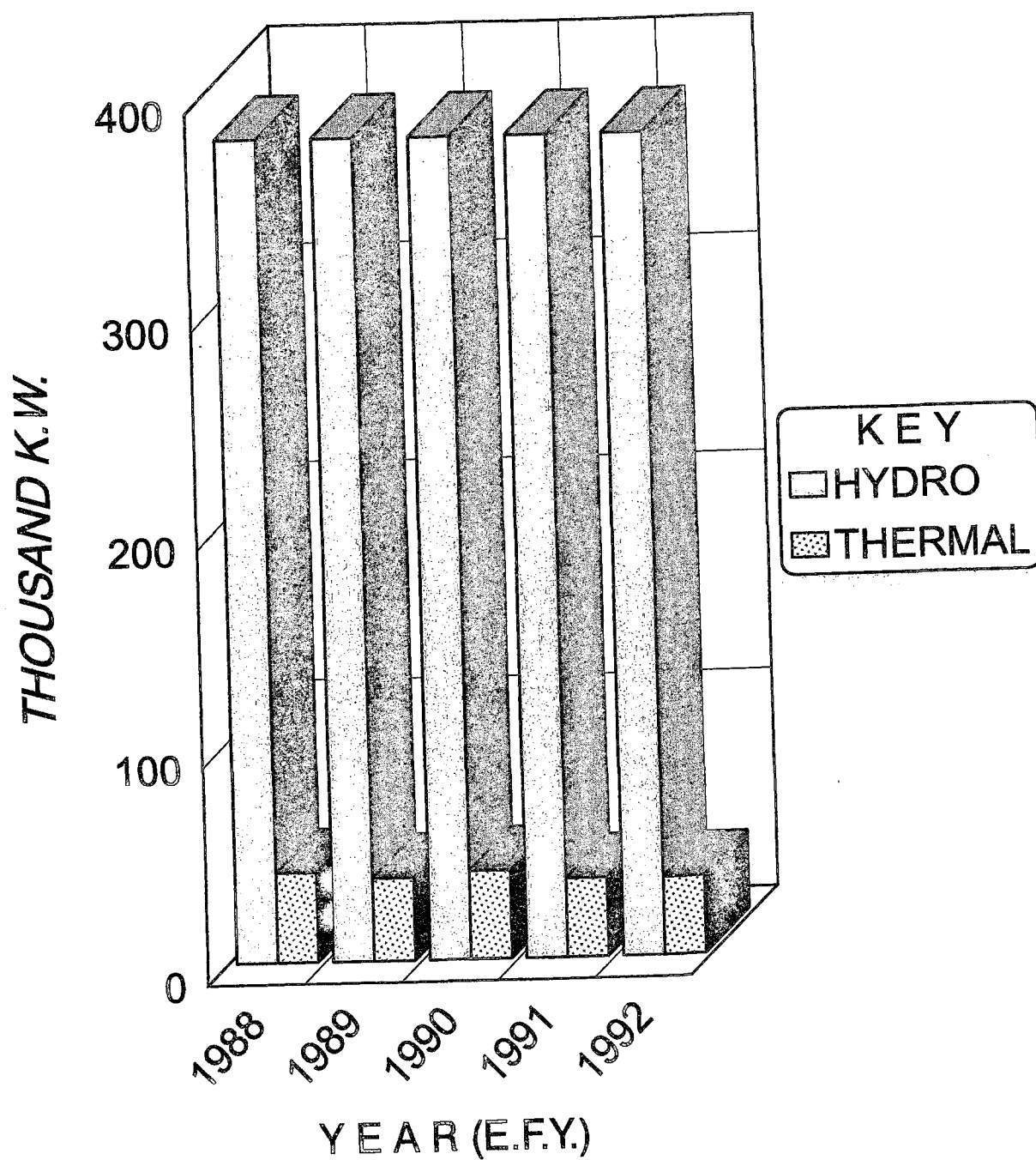
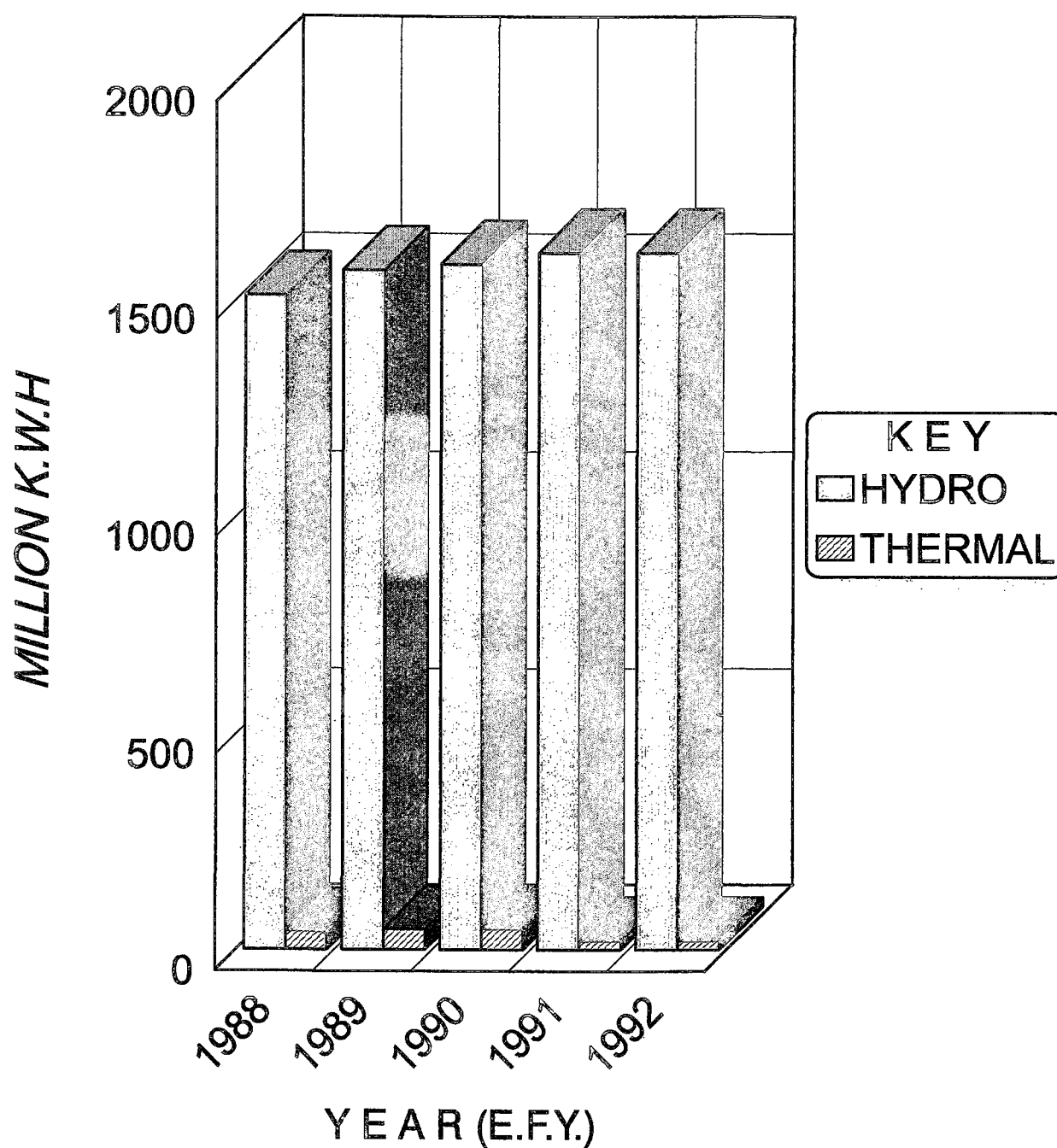


FIG. VII - PRODUCTION OF ELECTRICITY

1995/96 - 1999/2000 (1988 - 1992 E.F.Y.)



PART IV

STATISTICAL TABLES ON LARGE AND MEDIUM SCALE MANUFACTURING INDUSTRIES

1999/2000 (1992 E.F.Y.)

COVERAGE OF THE SURVEY BY MAJOR INDUSTRIAL GROUP AND OWNERSHIP
1999/2000(1992 E.F.Y)

TABLE 4.1

| I N D U S T R I A L G R O U P | N° OF ESTABLISHMENTS COVERED BY THE REPORT | | | N° OF ESTABLISHMENTS WITH RESPONSES | | | PERCENTAGE OF RESPONSES | | |
|---|---|---------|-------|--|---------|-------|----------------------------|---------|--------|
| | PUBLIC | PRIVATE | TOTAL | PUBLIC | PRIVATE | TOTAL | PUBLIC | PRIVATE | TOTAL |
| MANUFACTURE OF FOOD PRODUCTS AND BEVERAGES..... | 48 | 187 | 235 | 46 | 185 | 231 | 95.83 | 98.93 | 98.30 |
| MANUFACTURE OF TOBACCO PRODUCTS | 1 | - | 1 | 1 | - | 1 | 100.00 | - | 100.00 |
| MANUFACTURE OF TEXTILES | 19 | 17 | 36 | 19 | 17 | 36 | 100.00 | 100.00 | 100.00 |
| MANUFACTURE OF WEARING APPAREL, EXCEPT FUR APPAREL.... | 4 | 21 | 25 | 4 | 20 | 24 | 100.00 | 95.24 | 96.00 |
| TANNING AND DRESSING OF LEATHER; MANUFACTURE OF FOOTWEAR, LUGGAGE AND HANDBAGS | 7 | 46 | 53 | 6 | 43 | 49 | 85.71 | 93.48 | 92.45 |
| MANUFACTURE OF WOOD AND OF PRODUCTS OF WOOD AND CORK, EXCEPT FURNITURE | 9 | 7 | 16 | 8 | 7 | 15 | 88.89 | 100.00 | 93.75 |
| MANUFACTURE OF PAPER, PAPER PRODUCTS AND PRINTING | 9 | 55 | 64 | 9 | 53 | 62 | 100.00 | 96.36 | 96.88 |
| MANUFACTURE OF CHEMICALS AND CHEMICAL PRODUCTS..... | 11 | 29 | 40 | 11 | 28 | 39 | 100.00 | 96.55 | 97.50 |
| MANUFACTURE OF RUBBER AND PLASTIC PRODUCTS... .. | 4 | 25 | 29 | 4 | 25 | 29 | 100.00 | 100.00 | 100.00 |
| MANUFACTURE OF OTHER NON-METALLIC MINERAL PRODUCTS ... | 17 | 68 | 85 | 15 | 65 | 80 | 88.24 | 95.59 | 94.12 |
| MANUFACTURE OF BASIC IRON AND STEEL..... | 3 | 5 | 8 | 3 | 5 | 8 | 100.00 | 100.00 | 100.00 |
| MANUFACTURE OF FABRICATED METAL PRODUCTS EXCEPT MACHINERY AND EQUIPMENT | 5 | 46 | 51 | 5 | 44 | 49 | 100.00 | 95.65 | 96.08 |
| MANUFACTURE OF MACHINERY AND EQUIPMENT N.E.C. | - | 15 | 15 | - | 15 | 15 | - | 100.00 | 100.00 |
| MANUFACTURE OF MOTOR VEHICLES, TRAILERS & SEMI-TRAILERS | 1 | 10 | 11 | 1 | 10 | 11 | 100.00 | 100.00 | 100.00 |
| MANUFACTURE OF FURNITURE; MANUFACTURING N.E.C. | 7 | 112 | 119 | 7 | 109 | 116 | 100.00 | 97.32 | 97.48 |
| T O T A L | 145 | 643 | 788 | 139 | 626 | 765 | 95.86 | 97.36 | 97.08 |

COVERAGE OF THE SURVEY BY MAJOR INDUSTRIAL GROUP AND OWNERSHIP
1999/2000(1992 E.F.Y)

TABLE 4.1 (CONTD.)

| I N D U S T R I A L G R O U P | VALUE ADDED AT FACTOR COST - NATIONAL ACCOUNT CONCEPT (IN '000 BIRR) | | | | | | | | |
|---|--|---------|-----------|---|---------|-----------|----------------------------|---------|--------|
| | PUBLIC | PRIVATE | TOTAL | OF WHICH ESTABLISHMENTS WITH RESPONSES | | | PERCENTAGE OF RESPONSES | | |
| | | | | PUBLIC | PRIVATE | TOTAL | PUBLIC | PRIVATE | TOTAL |
| MANUFACTURE OF FOOD PRODUCTS AND BEVERAGES..... | 878,189 | 148,366 | 1,026,556 | 865,959 | 147,678 | 1,013,637 | 98.61 | 99.54 | 98.74 |
| MANUFACTURE OF TOBACCO PRODUCTS | 153,655 | - | 153,655 | 153,655 | - | 153,655 | 100.00 | - | 100.00 |
| MANUFACTURE OF TEXTILES | 105,796 | 27,343 | 133,139 | 105,796 | 27,343 | 133,139 | 100.00 | 100.00 | 100.00 |
| MANUFACTURE OF WEARING APPAREL, EXCEPT FUR APPAREL.... | 5,686 | 9,277 | 14,964 | 5,686 | 8,682 | 14,368 | 100.00 | 93.59 | 96.02 |
| TANNING AND DRESSING OF LEATHER; MANUFACTURE OF FOOTWEAR, LUGGAGE AND HANDBAGS | 49,462 | 53,795 | 103,257 | 46,817 | 53,617 | 100,434 | 94.65 | 99.67 | 97.27 |
| MANUFACTURE OF WOOD AND OF PRODUCTS OF WOOD AND CORK, EXCEPT FURNITURE | 11,645 | 927 | 12,573 | 11,420 | 927 | 12,347 | 98.07 | 100.00 | 98.27 |
| MANUFACTURE OF PAPER, PAPER PRODUCTS AND PRINTING | 84,562 | 48,035 | 132,598 | 84,562 | 47,919 | 132,481 | 100.00 | 99.76 | 99.91 |
| MANUFACTURE OF CHEMICALS AND CHEMICAL PRODUCTS..... | 62,430 | 55,123 | 117,554 | 62,430 | 55,025 | 117,456 | 100.00 | 99.82 | 99.92 |
| MANUFACTURE OF RUBBER AND PLASTIC PRODUCTS..... | 76,023 | 27,124 | 103,147 | 76,023 | 27,124 | 103,147 | 100.00 | 100.00 | 100.00 |
| MANUFACTURE OF OTHER NON-METALLIC MINERAL PRODUCTS ... | 183,516 | 19,659 | 203,175 | 180,094 | 19,579 | 199,674 | 98.14 | 99.59 | 98.28 |
| MANUFACTURE OF BASIC IRON AND STEEL..... | 44,427 | 4,095 | 48,521 | 44,427 | 4,095 | 48,521 | 100.00 | 100.00 | 100.00 |
| MANUFACTURE OF FABRICATED METAL PRODUCTS EXCEPT MACHINERY AND EQUIPMENT | 17,822 | 14,823 | 32,644 | 17,822 | 14,760 | 32,582 | 100.00 | 99.57 | 99.81 |
| MANUFACTURE OF MACHINERY AND EQUIPMENT N.E.C. | - | 2,149 | 2,149 | - | 2,149 | 2,149 | - | 100.00 | 100.00 |
| MANUFACTURE OF MOTOR VEHICLES, TRAILERS & SEMI-TRAILERS | 10,159 | 193,434 | 203,593 | 10,159 | 193,434 | 203,593 | 100.00 | 100.00 | 100.00 |
| MANUFACTURE OF FURNITURE; MANUFACTURING N.E.C. | 6,348 | 34,004 | 40,351 | 6,348 | 33,943 | 40,290 | 100.00 | 99.82 | 99.85 |
| T O T A L | 1,689,720 | 638,155 | 2,327,875 | 1,671,198 | 636,275 | 2,307,473 | 98.90 | 99.71 | 99.12 |

PAID-UP CAPITAL OF REPORTING ESTABLISHMENTS BY SOURCE OF OWNERSHIP AND INDUSTRIAL GROUP
1999/2000(1992 E.F.Y)

TABLE 4.2

| INDUSTRIAL GROUP | N° OF ESTABLISHMENTS | | | PAID-UP | CAPITAL(IN '000 BIRR) | | | TOTAL |
|---|----------------------|---------|-------|-----------|-----------------------|--------|----------|-----------|
| | PUBLIC | PRIVATE | TOTAL | PUBLIC | PRIVATE | | NON-ETH. | |
| | | | | | ETHIOPIAN | | | |
| | | | | | MALE | FEM. | | |
| MANUFACTURE OF FOOD PRODUCTS AND BEVERAGES..... | 45 | 181 | 226 | 2,642,899 | 622,818 | 63,072 | 200,749 | 3,529,538 |
| Production, processing and preserving of meat, fruit and vegetables | 3 | 5 | 8 | 6,953 | 34,772 | - | 114,609 | 156,333 |
| Manufacture of vegetable and animal oils and fats.... | 6 | 21 | 27 | 259,909 | 46,925 | - | 838 | 307,671 |
| Manufacture of dairy products | 1 | - | 1 | 5,591 | - | - | - | 5,591 |
| Manufacture of grain mill products | 8 | 38 | 46 | 147,273 | 158,367 | 43,962 | - | 349,602 |
| Manufacture of prepared animal feeds | 2 | 1 | 3 | 2,894 | 195 | - | - | 3,089 |
| Manufacture of bakery products | 4 | 90 | 94 | 88,265 | 31,483 | 8,462 | - | 128,210 |
| Manufacture of sugar and sugar confectionery | 4 | 5 | 9 | 1,683,460 | 182 | - | - | 1,683,642 |
| Manufacture of macaroni and spaghetti..... | 2 | 1 | 3 | 81,073 | 7,046 | 371 | - | 88,490 |
| Manufacture of food products n.e.c. | 3 | 5 | 8 | 24,809 | 21,280 | 2,318 | - | 48,407 |
| Distilling, rectifying and blending of spirits | 4 | 6 | 10 | 1,759 | 3,436 | 2,136 | - | 7,331 |
| Manufacture of wines | 2 | - | 2 | 3,000 | - | - | - | 3,000 |
| Manufacture of malt liquors and malt | 4 | 2 | 6 | 317,444 | - | 1,165 | 85,303 | 403,912 |
| Manufacture of soft drinks & production of mineral waters | 2 | 7 | 9 | 20,468 | 319,130 | 4,660 | - | 344,258 |
| MANUFACTURE OF TOBACCO PRODUCTS | 1 | - | 1 | 90,451 | - | - | - | 90,451 |
| Manufacture of tobacco products..... | 1 | - | 1 | 90,451 | - | - | - | 90,451 |
| MANUFACTURE OF TEXTILES | 17 | 15 | 32 | 495,413 | 35,344 | 1,382 | 99,391 | 631,530 |
| Spinning, weaving and finishing of textiles | 15 | 8 | 23 | 457,623 | 31,882 | 441 | 97,591 | 587,536 |
| Manufacture of cordage, rope, twine and netting | 2 | - | 2 | 37,790 | - | - | - | 37,790 |
| Knitting mills | - | 7 | 7 | - | 3,462 | 941 | 1,801 | 6,204 |
| MANUFACTURE OF WEARING APPAREL, EXCEPT FUR APPAREL..... | 4 | 20 | 24 | 20,506 | 18,161 | 4,268 | 1,076 | 44,011 |
| Manufacture of wearing apparel except fur apparel.... | 4 | 20 | 24 | 20,506 | 18,161 | 4,268 | 1,076 | 44,011 |
| TANNING AND DRESSING OF LEATHER; MANUFACTURE OF FOOTWEAR, LUGGAGE AND HANDBAGS | 7 | 46 | 53 | 205,335 | 294,296 | 75,072 | 4,163 | 578,865 |
| Tanning and dressing of leather,luggage and handbags. | 4 | 11 | 15 | 169,260 | 192,935 | 12,980 | 4,163 | 379,338 |
| Manufacture of footwear..... | 3 | 35 | 38 | 36,075 | 101,361 | 62,091 | - | 199,528 |
| MANUFACTURE OF WOOD AND OF PRODUCTS OF WOOD AND CORK, EXCEPT FURNITURE | 9 | 7 | 16 | 11,968 | 757 | 66 | 44 | 12,835 |
| Manufacture of wood and of products of wood and cork, except furniture..... | 9 | 7 | 16 | 11,968 | 757 | 66 | 44 | 12,835 |
| MANUFACTURE OF PAPER, PAPER PRODUCTS AND PRINTING | 9 | 55 | 64 | 116,622 | 69,137 | 14,289 | 10,667 | 210,715 |
| Manufacture of paper and paper products..... | 2 | 5 | 7 | 13,648 | 15,824 | 790 | 4,667 | 34,930 |
| Publishing and printing services..... | 7 | 50 | 57 | 102,974 | 53,313 | 13,498 | 6,000 | 175,785 |
| MANUFACTURE OF CHEMICALS AND CHEMICAL PRODUCTS..... | 11 | 28 | 39 | 221,787 | 98,663 | 14,908 | 80 | 335,439 |
| Manufacture of basic chemicals, except fertilizers and nitrogen compounds..... | 4 | - | 4 | 191,033 | - | - | - | 191,033 |
| Manufacture of paints, varnishes and mastics | 2 | 6 | 8 | 12,727 | 39,911 | 2,140 | - | 54,779 |

PAID-UP CAPITAL OF REPORTING ESTABLISHMENTS BY SOURCE OF OWNERSHIP AND INDUSTRIAL GROUP
1999/2000(1992 E.F.Y)

TABLE 4.2 (Contd..)

| INDUSTRIAL GROUP | N° OF ESTABLISHMENTS | | | PAID-UP CAPITAL(IN '000 BIRR) | | | | |
|--|----------------------|---------|-------|-------------------------------|-----------|---------|----------|-----------|
| | PUBLIC | PRIVATE | TOTAL | PUBLIC | PRIVATE | | | TOTAL |
| | | | | | ETHIOPIAN | | NON-ETH. | |
| | | | | | MALE | FEM. | | |
| Manufacture of pharmaceuticals, medicinal chemicals and botanical products..... | 1 | 3 | 4 | 12,924 | 27,690 | 5,750 | - | 46,364 |
| Manufacture of soap and detergents cleaning and polishing, perfumes and toilet preparations..... | 2 | 16 | 18 | 1,139 | 29,562 | 3,018 | 80 | 33,799 |
| Manufacture of chemical products n.e.c. | 2 | 3 | 5 | 3,963 | 1,500 | 4,000 | - | 9,463 |
| MANUFACTURE OF RUBBER AND PLASTIC PRODCUTS..... | 4 | 25 | 29 | 37,007 | 89,745 | 28,195 | 4,083 | 159,030 |
| Manufacture of rubber products..... | 1 | 4 | 5 | 5,938 | 4,098 | 2,470 | - | 12,506 |
| Manufacture of plastic products..... | 3 | 21 | 24 | 31,069 | 85,647 | 25,725 | 4,083 | 146,524 |
| MANUFACTURE OF OTHER NON-METALLIC MINERAL PRODUCTS | 17 | 68 | 85 | 518,823 | 65,919 | 5,157 | 100 | 589,999 |
| Manufacture of glass and glass products..... | 1 | 2 | 3 | 26,105 | - | - | - | 26,105 |
| Manufacture of structural clay products | 3 | 3 | 6 | 3,149 | 85 | 5 | - | 3,239 |
| Manufacture of cement, lime and plaster | 5 | 2 | 7 | 385,163 | 21 | 214 | - | 385,398 |
| Manufacture of articles of concrete, cement and plaster | 5 | 53 | 58 | 22,500 | 19,647 | 3,188 | - | 45,335 |
| Manufacture of non-metallic mineral products n.e.c.... | 3 | 8 | 11 | 81,906 | 46,166 | 1,750 | 100 | 129,922 |
| MANUFACTURE OF BASIC IRON AND STEEL..... | 3 | 5 | 8 | 13,793 | 58,853 | 8,861 | - | 81,507 |
| Manufacture of basic iron and steel..... | 3 | 5 | 8 | 13,793 | 58,853 | 8,861 | - | 81,507 |
| MANUFACTURE OF FABRICATED METAL PRODUCTS EXCEPT MACHINERY AND EQUIPMENT | 5 | 45 | 50 | 177,808 | 31,593 | 7,558 | 10,601 | 227,560 |
| Manufacture of structural metal products, tanks, reservoirs and containers of metal | - | 26 | 26 | - | 9,458 | 4,007 | 7,146 | 20,611 |
| Manufacture of cutlery, hand tools and general hardware | 2 | 5 | 7 | 7,043 | 3,862 | 176 | - | 11,081 |
| Manufacture of other fabricated metal products | 3 | 14 | 17 | 170,765 | 18,273 | 3,375 | 3,455 | 195,868 |
| MANUFACTURE OF MACHINERY AND EQUIPMENT N.E.C. | - | 15 | 15 | - | 5,980 | 605 | 2,575 | 9,160 |
| Manufacture of pumps, compressors, taps and valves... | - | - | - | - | - | - | - | - |
| Manufacture of ovens, furnaces and furnace burners... | - | 5 | 5 | - | 364 | 65 | 378 | 807 |
| Manufacture of other general purpose machinery..... | - | 1 | 1 | - | 232 | - | - | 232 |
| Manufacture of machinery for food and beverage processing | - | 8 | 8 | - | 5,080 | 540 | 2,197 | 7,816 |
| Manufacture of accumulators, primary cells and and primary battries | - | 1 | 1 | - | 304 | - | - | 304 |
| MANUFACTURE OF MOTOR VEHICLES,TRAILERS & SEMI-TRAILERS. | 1 | 10 | 11 | 8,586 | 14,756 | 4,040 | 2,100 | 29,482 |
| Manufacture of bodies for motor vehicles..... | 1 | 9 | 10 | 8,586 | 8,266 | 1,700 | 2,100 | 20,652 |
| Manufacture of parts and accessories for motor vehicles and their engines..... | - | 1 | 1 | - | 6,490 | 2,340 | - | 8,830 |
| MANUFACTURE OF FURNITURE; MANUFACTURING N.E.C. | 6 | 112 | 118 | 30,257 | 142,967 | 5,880 | 717 | 179,821 |
| Manufacture of furniture; manufacturing n.e.c..... | 6 | 112 | 118 | 30,257 | 142,967 | 5,880 | 717 | 179,821 |
| T O T A L | 139 | 632 | 771 | 4,591,256 | 1,548,989 | 233,353 | 336,346 | 6,709,943 |

NUMBER OF REPORTING ESTABLISHMENTS BY SIZE OF PAID-UP CAPITAL AND INDUSTRIAL GROUP - PUBLIC AND PRIVATE
1999/2000(1992 E.F.Y)

TABLE 4.3

| INDUSTRIAL GROUP | PAID-UP CAPITAL IN BIRR | | | | | | TOTAL ESTAB. |
|---|-------------------------|---------------------|---------------------|---------------------|-----------------------|-------------------|-----------------|
| | UPTO 50,000 | 50,001 - 100,000 | 100,001- 250,000 | 250,001- 500,000 | 500,001- 1,000,000 | OVER 1,000,000 | |
| MANUFACTURE OF FOOD PRODUCTS AND BEVERAGES..... | 22 | 12 | 37 | 22 | 21 | 112 | 226 |
| Production, processing and preserving of meat, fruit and vegetables | - | - | - | - | - | 8 | 8 |
| Manufacture of vegetable and animal oils and fats.... | 3 | 3 | 2 | 1 | 7 | 11 | 27 |
| Manufacture of dairy products | - | - | - | - | - | 1 | 1 |
| Manufacture of grain mill products | - | - | 3 | 3 | 5 | 35 | 46 |
| Manufacture of prepared animal feeds | - | - | 1 | - | 1 | 1 | 3 |
| Manufacture of bakery products | 15 | 8 | 28 | 15 | 7 | 21 | 94 |
| Manufacture of sugar and sugar confectionery | 4 | 1 | - | 1 | - | 3 | 9 |
| Manufacture of macaroni and spaghetti..... | - | - | - | - | - | 3 | 3 |
| Manufacture of food products n.e.c. | - | - | 2 | - | - | 6 | 8 |
| Distilling, rectifying and blending of spirits | - | - | 1 | 2 | 1 | 6 | 10 |
| Manufacture of wines | - | - | - | - | - | 2 | 2 |
| Manufacture of malt liquors and malt | - | - | - | - | - | 6 | 6 |
| Manufacture of soft drinks & production of mineral waters | - | - | - | - | - | 9 | 9 |
| MANUFACTURE OF TOBACCO PRODUCTS | - | - | - | - | - | 1 | 1 |
| Manufacture of tobacco products..... | - | - | - | - | - | 1 | 1 |
| MANUFACTURE OF TEXTILES | 1 | 1 | 3 | 2 | 2 | 23 | 32 |
| Spinning, weaving and finishing of textiles | - | 1 | 1 | 2 | 1 | 18 | 23 |
| Manufacture of cordage, rope, twine and netting | - | - | - | - | - | 2 | 2 |
| Knitting mills | 1 | - | 2 | - | 1 | 3 | 7 |
| MANUFACTURE OF WEARING APPAREL, EXCEPT FUR APPAREL..... | 2 | - | 3 | 4 | 3 | 12 | 24 |
| Manufacture of wearing apparel except fur apparel.... | 2 | - | 3 | 4 | 3 | 12 | 24 |
| TANNING AND DRESSING OF LEATHER; MANUFACTURE OF FOOTWEAR, LUGGAGE AND HANDBAGS | 2 | 1 | 1 | 2 | 6 | 41 | 53 |
| Tanning and dressing of leather, luggage and handbags. | - | - | - | - | - | 15 | 15 |
| Manufacture of footwear..... | 2 | 1 | 1 | 2 | 6 | 26 | 38 |
| MANUFACTURE OF WOOD AND OF PRODUCTS OF WOOD AND CORK, EXCEPT FURNITURE | 3 | 1 | 3 | 3 | 1 | 5 | 16 |
| Manufacture of wood and of products of wood and cork, except furniture..... | 3 | 1 | 3 | 3 | 1 | 5 | 16 |
| MANUFACTURE OF PAPER, PAPER PRODUCTS AND PRINTING | 3 | 2 | 13 | 4 | 12 | 30 | 64 |
| Manufacture of paper and paper products..... | - | - | - | - | - | 7 | 7 |
| Publishing and printing services..... | 3 | 2 | 13 | 4 | 12 | 23 | 57 |
| MANUFACTURE OF CHEMICALS AND CHEMICAL PRODUCTS..... | - | 1 | 3 | 7 | 7 | 21 | 39 |
| Manufacture of basic chemicals, except fertilizers and nitrogen compounds..... | - | - | - | - | - | 4 | 4 |
| Manufacture of paints, varnishes and mastics | - | - | - | 1 | 2 | 5 | 8 |

NUMBER OF REPORTING ESTABLISHMENTS BY SIZE OF PAID-UP CAPITAL AND INDUSTRIAL GROUP - PUBLIC AND PRIVATE
1999/2000(1992 E.F.Y)

TABLE 4.3 (Contd..)

| INDUSTRIAL GROUP | PAID-UP CAPITAL IN BIRR | | | | | | TOTAL ESTAB. |
|---|-------------------------|---------------------|---------------------|---------------------|-----------------------|-------------------|-----------------|
| | UPTO 50,000 | 50,001 - 100,000 | 100,001- 250,000 | 250,001- 500,000 | 500,001- 1,000,000 | OVER 1,000,000 | |
| Manufacture of pharmaceuticals, medicinal chemicals and botanical products..... | - | - | - | - | - | 4 | 4 |
| Manufacture of soap and detergents cleaning and polishing, perfumes and toilet preparations..... | - | 1 | 3 | 4 | 4 | 6 | 18 |
| Manufacture of chemical products n.e.c. | - | - | - | 2 | 1 | 2 | 5 |
| MANUFACTURE OF RUBBER AND PLASTIC PRODCUTS..... | - | - | - | 3 | 4 | 22 | 29 |
| Manufacture of rubber products..... | - | - | - | 1 | - | 4 | 5 |
| Manufacture of plastic products..... | - | - | - | 2 | 4 | 18 | 24 |
| MANUFACTURE OF OTHER NON-METALLIC MINERAL PRODUCTS | 16 | 12 | 16 | 12 | 4 | 25 | 85 |
| Manufacture of glass and glass products..... | - | - | - | - | - | 3 | 3 |
| Manufacture of structural clay products | 2 | 1 | - | - | - | 3 | 6 |
| Manufacture of cement, lime and plaster | - | 1 | 2 | 1 | - | 3 | 7 |
| Manufacture of articles of concrete, cement and plaster | 14 | 8 | 12 | 11 | 4 | 9 | 58 |
| Manufacture of non-metallic mineral products n.e.c.... | - | 2 | 2 | - | - | 7 | 11 |
| MANUFACTURE OF BASIC IRON AND STEEL..... | - | - | - | - | 1 | 7 | 8 |
| Manufacture of basic iron and steel..... | - | - | - | - | 1 | 7 | 8 |
| MANUFACTURE OF FABRICATED METAL PRODUCTS EXCEPT MACHINERY AND EQUIPMENT | 8 | 5 | 6 | 6 | 6 | 19 | 50 |
| Manufacture of structural metal products, tanks, reservoirs and containers of metal | 5 | 2 | 5 | 3 | 4 | 7 | 26 |
| Manufacture of cutlery, hand tools and general hardware | 1 | 1 | - | 1 | - | 4 | 7 |
| Manufacture of other fabricated metal products | 2 | 2 | 1 | 2 | 2 | 8 | 17 |
| MANUFACTURE OF MACHINERY AND EQUIPMENT N.E.C. | 1 | 1 | 5 | 5 | 1 | 2 | 15 |
| Manufacture of pumps, compressors, taps and valves... | - | - | - | - | - | - | - |
| Manufacture of ovens, furnaces and furnace burners... | 1 | 1 | 2 | 1 | - | - | 5 |
| Manufacture of other general purpose machinery..... | - | - | 1 | - | - | - | 1 |
| Manufacture of machinery for food and beverage processing | - | - | 2 | 3 | 1 | 2 | 8 |
| Manufacture of accumulators, primary cells and and primary batteries | - | - | - | 1 | - | - | 1 |
| MANUFACTURE OF MOTOR VEHICLES, TRAILERS & SEMI-TRAILERS. | 1 | - | - | 1 | 2 | 7 | 11 |
| Manufacture of bodies for motor vehicles..... | 1 | - | - | 1 | 2 | 6 | 10 |
| Manufacture of parts and accessories for motor vehicles and their engines..... | - | - | - | - | - | 1 | 1 |
| MANUFACTURE OF FURNITURE; MANUFACTURING N.E.C. | 25 | 14 | 21 | 21 | 16 | 21 | 118 |
| Manufacture of furniture; manufacturing n.e.c..... | 25 | 14 | 21 | 21 | 16 | 21 | 118 |
| T O T A L | 84 | 50 | 111 | 92 | 86 | 348 | 771 |

NUMBER OF REPORTING ESTABLISHMENTS BY SIZE OF PAID-UP CAPITAL AND INDUSTRIAL GROUP - PUBLIC
1999/2000(1992 E.F.Y)

TABLE 4.4

| INDUSTRIAL GROUP | PAID-UP CAPITAL IN BIRR | | | | | | TOTAL ESTAB. |
|---|-------------------------|---------------------|---------------------|---------------------|-----------------------|-------------------|-----------------|
| | UPTO 50,000 | 50,001 - 100,000 | 100,001- 250,000 | 250,001- 500,000 | 500,001- 1,000,000 | OVER 1,000,000 | |
| MANUFACTURE OF FOOD PRODUCTS AND BEVERAGES..... | - | - | - | 1 | 2 | 42 | 45 |
| Production, processing and preserving of meat, fruit and vegetables | - | - | - | - | - | 3 | 3 |
| Manufacture of vegetable and animal oils and fats.... | - | - | - | - | 1 | 5 | 6 |
| Manufacture of dairy products | - | - | - | - | - | 1 | 1 |
| Manufacture of grain mill products | - | - | - | - | - | 8 | 8 |
| Manufacture of prepared animal feeds | - | - | - | - | 1 | 1 | 2 |
| Manufacture of bakery products | - | - | - | - | - | 4 | 4 |
| Manufacture of sugar and sugar confectionery | - | - | - | 1 | - | 3 | 4 |
| Manufacture of macaroni and spaghetti..... | - | - | - | - | - | 2 | 2 |
| Manufacture of food products n.e.c. | - | - | - | - | - | 3 | 3 |
| Distilling, rectifying and blending of spirits | - | - | - | - | - | 4 | 4 |
| Manufacture of wines | - | - | - | - | - | 2 | 2 |
| Manufacture of malt liquors and malt | - | - | - | - | - | 4 | 4 |
| Manufacture of soft drinks & production of mineral waters | - | - | - | - | - | 2 | 2 |
| MANUFACTURE OF TOBACCO PRODUCTS | - | - | - | - | - | 1 | 1 |
| Manufacture of tobacco products..... | - | - | - | - | - | 1 | 1 |
| MANUFACTURE OF TEXTILES | - | - | - | 1 | - | 16 | 17 |
| Spinning, weaving and finishing of textiles | - | - | - | 1 | - | 14 | 15 |
| Manufacture of cordage, rope, twine and netting | - | - | - | - | - | 2 | 2 |
| Knitting mills | - | - | - | - | - | - | - |
| MANUFACTURE OF WEARING APPAREL, EXCEPT FUR APPAREL..... | - | - | - | - | - | 4 | 4 |
| Manufacture of wearing apparel except fur apparel.... | - | - | - | - | - | 4 | 4 |
| TANNING AND DRESSING OF LEATHER; MANUFACTURE OF FOOTWEAR, LUGGAGE AND HANDBAGS | - | - | - | - | - | 7 | 7 |
| Tanning and dressing of leather,luggage and handbags. | - | - | - | - | - | 4 | 4 |
| Manufacture of footwear..... | - | - | - | - | - | 3 | 3 |
| MANUFACTURE OF WOOD AND OF PRODUCTS OF WOOD AND CORK, EXCEPT FURNITURE | - | - | 1 | 2 | 1 | 5 | 9 |
| Manufacture of wood and of products of wood and cork, except furniture..... | - | - | 1 | 2 | 1 | 5 | 9 |
| MANUFACTURE OF PAPER, PAPER PRODUCTS AND PRINTING | - | - | - | - | 1 | 8 | 9 |
| Manufacture of paper and paper products..... | - | - | - | - | - | 2 | 2 |
| Publishing and printing services..... | - | - | - | - | 1 | 6 | 7 |
| MANUFACTURE OF CHEMICALS AND CHEMICAL PRODUCTS..... | - | - | - | 2 | 2 | 7 | 11 |
| Manufacture of basic chemicals, except fertilizers and nitrogen compounds..... | - | - | - | - | - | 4 | 4 |
| Manufacture of paints, varnishes and mastics | - | - | - | - | 1 | 1 | 2 |

NUMBER OF REPORTING ESTABLISHMENTS BY SIZE OF PAID-UP CAPITAL AND INDUSTRIAL GROUP - PUBLIC
1999/2000(1992 E.F.Y)

TABLE 4.4 (Contd..)

| INDUSTRIAL GROUP | PAID-UP CAPITAL IN BIRR | | | | | | TOTAL ESTAB. |
|---|-------------------------|---------------------|---------------------|---------------------|-----------------------|-------------------|-----------------|
| | UPTO 50,000 | 50,001 - 100,000 | 100,001- 250,000 | 250,001- 500,000 | 500,001- 1,000,000 | OVER 1,000,000 | |
| Manufacture of pharmaceuticals, medicinal chemicals and botanical products..... | - | - | - | - | - | 1 | 1 |
| Manufacture of soap and detergents cleaning and polishing, perfumes and toilet preparations..... | - | - | - | 1 | 1 | - | 2 |
| Manufacture of chemical products n.e.c. | - | - | - | 1 | - | 1 | 2 |
| MANUFACTURE OF RUBBER AND PLASTIC PROCDUCTS..... | - | - | - | - | - | 4 | 4 |
| Manufacture of rubber products..... | - | - | - | - | - | 1 | 1 |
| Manufacture of plastic products..... | - | - | - | - | - | 3 | 3 |
| MANUFACTURE OF OTHER NON-METALLIC MINERAL PRODUCTS | - | 1 | 1 | 1 | 1 | 13 | 17 |
| Manufacture of glass and glass products..... | - | - | - | - | - | 1 | 1 |
| Manufacture of structural clay products | - | - | - | - | - | 3 | 3 |
| Manufacture of cement, lime and plaster | - | - | 1 | 1 | - | 3 | 5 |
| Manufacture of articles of concrete, cement and plaster | - | 1 | - | - | 1 | 3 | 5 |
| Manufacture of non-metallic mineral products n.e.c.... | - | - | - | - | - | 3 | 3 |
| MANUFACTURE OF BASIC IRON AND STEEL..... | - | - | - | - | - | 3 | 3 |
| Manufacture of basic iron and steel..... | - | - | - | - | - | 3 | 3 |
| MANUFACTURE OF FABRICATED METAL PRODUCTS EXCEPT MACHINERY AND EQUIPMENT | - | - | - | - | - | 5 | 5 |
| Manufacture of structural metal products, tanks, reservoirs and containers of metal | - | - | - | - | - | - | - |
| Manufacture of cutlery, hand tools and general hardware | - | - | - | - | - | 2 | 2 |
| Manufacture of other fabricated metal products | - | - | - | - | - | 3 | 3 |
| MANUFACTURE OF MACHINERY AND EQUIPMENT N.E.C. | - | - | - | - | - | - | - |
| Manufacture of pumps, compressors, taps and valves... | - | - | - | - | - | - | - |
| Manufacture of ovens, furnaces and furnace burners... | - | - | - | - | - | - | - |
| Manufacture of other general purpose machinery..... | - | - | - | - | - | - | - |
| Manufacture of machinery for food and beverage processing | - | - | - | - | - | - | - |
| Manufacture of accumulators, primary cells and and primary batteries | - | - | - | - | - | - | - |
| MANUFACTURE OF MOTOR VEHICLES, TRAILERS & SEMI-TRAILERS. | - | - | - | - | - | 1 | 1 |
| Manufacture of bodies for motor vehicles..... | - | - | - | - | - | 1 | 1 |
| Manufacture of parts and accessories for motor vehicles and their engines..... | - | - | - | - | - | - | - |
| MANUFACTURE OF FURNITURE; MANUFACTURING N.E.C. | - | - | 1 | 1 | 1 | 3 | 6 |
| Manufacture of furniture; manufacturing n.e.c..... | - | - | 1 | 1 | 1 | 3 | 6 |
| T O T A L | - | 1 | 3 | 8 | 8 | 119 | 139 |

NUMBER OF REPORTING ESTABLISHMENTS BY SIZE OF PAID-UP CAPITAL AND INDUSTRIAL GROUP - PRIVATE
1999/2000(1992 E.F.Y)

TABLE 4.5

| INDUSTRIAL GROUP | PAID-UP CAPITAL IN BIRR | | | | | | TOTAL ESTAB. |
|---|-------------------------|---------------------|---------------------|---------------------|-----------------------|-------------------|-----------------|
| | UPTO 50,000 | 50,001 - 100,000 | 100,001- 250,000 | 250,001- 500,000 | 500,001- 1,000,000 | OVER 1,000,000 | |
| MANUFACTURE OF FOOD PRODUCTS AND BEVERAGES..... | 22 | 12 | 37 | 21 | 19 | 70 | 181 |
| Production, processing and preserving of meat, fruit and vegetables | - | - | - | - | - | 5 | 5 |
| Manufacture of vegetable and animal oils and fats.... | 3 | 3 | 2 | 1 | 6 | 6 | 21 |
| Manufacture of dairy products | - | - | - | - | - | - | - |
| Manufacture of grain mill products | - | - | 3 | 3 | 5 | 27 | 38 |
| Manufacture of prepared animal feeds | - | - | 1 | - | - | - | 1 |
| Manufacture of bakery products | 15 | 8 | 28 | 15 | 7 | 17 | 90 |
| Manufacture of sugar and sugar confectionery | 4 | 1 | - | - | - | - | 5 |
| Manufacture of macaroni and spaghetti..... | - | - | - | - | - | 1 | 1 |
| Manufacture of food products n.e.c. | - | - | 2 | - | - | 3 | 5 |
| Distilling, rectifying and blending of spirits | - | - | 1 | 2 | 1 | 2 | 6 |
| Manufacture of wines | - | - | - | - | - | - | - |
| Manufacture of malt liquors and malt | - | - | - | - | - | 2 | 2 |
| Manufacture of soft drinks & production of mineral waters | - | - | - | - | - | 7 | 7 |
| MANUFACTURE OF TOBACCO PRODUCTS | - | - | - | - | - | - | - |
| Manufacture of tobacco products..... | - | - | - | - | - | - | - |
| MANUFACTURE OF TEXTILES | 1 | 1 | 3 | 1 | 2 | 7 | 15 |
| Spinning, weaving and finishing of textiles | - | 1 | 1 | 1 | 1 | 4 | 8 |
| Manufacture of cordage, rope, twine and netting | - | - | - | - | - | - | - |
| Knitting mills | 1 | - | 2 | - | 1 | 3 | 7 |
| MANUFACTURE OF WEARING APPAREL, EXCEPT FUR APPAREL..... | 2 | - | 3 | 4 | 3 | 8 | 20 |
| Manufacture of wearing apparel except fur apparel.... | 2 | - | 3 | 4 | 3 | 8 | 20 |
| TANNING AND DRESSING OF LEATHER; MANUFACTURE OF FOOTWEAR, LUGGAGE AND HANDBAGS | 2 | 1 | 1 | 2 | 6 | 34 | 46 |
| Tanning and dressing of leather, luggage and handbags. | - | - | - | - | - | 11 | 11 |
| Manufacture of footwear..... | 2 | 1 | 1 | 2 | 6 | 23 | 35 |
| MANUFACTURE OF WOOD AND OF PRODUCTS OF WOOD AND CORK, EXCEPT FURNITURE | 3 | 1 | 2 | 1 | - | - | 7 |
| Manufacture of wood and of products of wood and cork, except furniture..... | 3 | 1 | 2 | 1 | - | - | 7 |
| MANUFACTURE OF PAPER, PAPER PRODUCTS AND PRINTING | 3 | 2 | 13 | 4 | 11 | 22 | 55 |
| Manufacture of paper and paper products..... | - | - | - | - | - | 5 | 5 |
| Publishing and printing services..... | 3 | 2 | 13 | 4 | 11 | 17 | 50 |
| MANUFACTURE OF CHEMICALS AND CHEMICAL PRODUCTS..... | - | 1 | 3 | 5 | 5 | 14 | 28 |
| Manufacture of basic chemicals, except fertilizers and nitrogen compounds..... | - | - | - | - | - | - | - |
| Manufacture of paints, varnishes and mastics | - | - | - | 1 | 1 | 4 | 6 |

NUMBER OF REPORTING ESTABLISHMENTS BY SIZE OF PAID-UP CAPITAL AND INDUSTRIAL GROUP - PRIVATE
1999/2000(1992 E.F.Y)

TABLE 4.5 (Contd..)

| INDUSTRIAL GROUP | PAID-UP CAPITAL IN BIRR | | | | | | TOTAL ESTAB. |
|---|-------------------------|---------------------|---------------------|---------------------|-----------------------|-------------------|-----------------|
| | UPTO 50,000 | 50,001 - 100,000 | 100,001- 250,000 | 250,001- 500,000 | 500,001- 1,000,000 | OVER 1,000,000 | |
| Manufacture of pharmaceuticals, medicinal chemicals and botanical products..... | - | - | - | - | - | 3 | 3 |
| Manufacture of soap and detergents cleaning and polishing, perfumes and toilet preparations..... | - | 1 | 3 | 3 | 3 | 6 | 16 |
| Manufacture of chemical products n.e.c. | - | - | - | 1 | 1 | 1 | 3 |
| MANUFACTURE OF RUBBER AND PLASTIC PROCDUCTS..... | - | - | - | 3 | 4 | 18 | 25 |
| Manufacture of rubber products..... | - | - | - | 1 | - | 3 | 4 |
| Manufacture of plastic products..... | - | - | - | 2 | 4 | 15 | 21 |
| MANUFACTURE OF OTHER NON-METALLIC MINERAL PRODUCTS | 16 | 11 | 15 | 11 | 3 | 12 | 68 |
| Manufacture of glass and glass products..... | - | - | - | - | - | 2 | 2 |
| Manufacture of structural clay products | 2 | 1 | - | - | - | - | 3 |
| Manufacture of cement, lime and plaster | - | 1 | 1 | - | - | - | 2 |
| Manufacture of articles of concrete, cement and plaster | 14 | 7 | 12 | 11 | 3 | 6 | 53 |
| Manufacture of non-metallic mineral products n.e.c.... | - | 2 | 2 | - | - | 4 | 8 |
| MANUFACTURE OF BASIC IRON AND STEEL..... | - | - | - | - | 1 | 4 | 5 |
| Manufacture of basic iron and steel..... | - | - | - | - | 1 | 4 | 5 |
| MANUFACTURE OF FABRICATED METAL PRODUCTS EXCEPT MACHINERY AND EQUIPMENT | 8 | 5 | 6 | 6 | 6 | 14 | 45 |
| Manufacture of structural metal products, tanks, reservoirs and containers of metal | 5 | 2 | 5 | 3 | 4 | 7 | 26 |
| Manufacture of cutlery, hand tools and general hardware | 1 | 1 | - | 1 | - | 2 | 5 |
| Manufacture of other fabricated metal products | 2 | 2 | 1 | 2 | 2 | 5 | 14 |
| MANUFACTURE OF MACHINERY AND EQUIPMENT N.E.C. | 1 | 1 | 5 | 5 | 1 | 2 | 15 |
| Manufacture of pumps, compressors, taps and valves... | - | - | - | - | - | - | - |
| Manufacture of ovens, furnaces and furnace burners... | 1 | 1 | 2 | 1 | - | - | 5 |
| Manufacture of other general purpose machinery..... | - | - | 1 | - | - | - | 1 |
| Manufacture of machinery for food and beverage processing | - | - | 2 | 3 | 1 | 2 | 8 |
| Manufacture of accumulators, primary cells and and primary batteries | - | - | - | 1 | - | - | 1 |
| MANUFACTURE OF MOTOR VEHICLES, TRAILERS & SEMI-TRAILERS. | 1 | - | - | 1 | 2 | 6 | 10 |
| Manufacture of bodies for motor vehicles..... | 1 | - | - | 1 | 2 | 5 | 9 |
| Manufacture of parts and accessories for motor vehicles and their engines..... | - | - | - | - | - | 1 | 1 |
| MANUFACTURE OF FURNITURE; MANUFACTURING N.E.C. | 25 | 14 | 20 | 20 | 15 | 18 | 112 |
| Manufacture of furniture; manufacturing n.e.c..... | 25 | 14 | 20 | 20 | 15 | 18 | 112 |
| T O T A L | 84 | 49 | 108 | 84 | 78 | 229 | 632 |

NUMBER OF ESTABLISHMENTS BY INDUSTRIAL GROUP AND FORM OF OWNERSHIP
1999/2000(1992 E.F.Y)

TABLE 4.6

| INDUSTRIAL GROUP | FORM OF OWNERSHIP | | | | | | | TOTAL ESTAB. |
|--|-------------------|----------------------|--------------|---------------|-------------------------|---------------|--------|--------------|
| | PUBLIC | INDIVIDUAL OWNERSHIP | PARTNER-SHIP | SHARE COMPANY | PRIVATE LIMITED COMPANY | CO-OPERATIVES | OTHERS | |
| MANUFACTURE OF FOOD PRODUCTS AND BEVERAGES..... | 48 | 119 | 10 | 6 | 48 | 2 | 2 | 235 |
| Production, processing and preserving of meat, fruit and vegetables | 3 | 3 | - | - | 3 | - | - | 9 |
| Manufacture of vegetable and animal oils and fats.... | 6 | 19 | - | 1 | 1 | - | - | 27 |
| Manufacture of dairy products | 1 | - | - | - | - | - | - | 1 |
| Manufacture of grain mill products | 9 | 21 | 2 | 3 | 15 | - | - | 50 |
| Manufacture of prepared animal feeds | 2 | 1 | - | - | - | - | - | 3 |
| Manufacture of bakery products | 5 | 62 | 7 | 1 | 17 | 1 | 2 | 95 |
| Manufacture of sugar and sugar confectionery | 4 | 5 | - | - | - | - | - | 9 |
| Manufacture of macaroni and spaghetti..... | 3 | - | - | - | 1 | - | - | 4 |
| Manufacture of food products n.e.c. | 3 | 3 | - | - | 2 | 1 | - | 9 |
| Distilling, rectifying and blending of spirits | 4 | 2 | - | - | 4 | - | - | 10 |
| Manufacture of wines | 2 | - | - | - | - | - | - | 2 |
| Manufacture of malt liquors and malt | 4 | - | - | - | 2 | - | - | 6 |
| Manufacture of soft drinks & production of mineral waters | 2 | 3 | 1 | 1 | 3 | - | - | 10 |
| MANUFACTURE OF TOBACCO PRODUCTS | 1 | - | - | - | - | - | - | 1 |
| Manufacture of tobacco products..... | 1 | - | - | - | - | - | - | 1 |
| MANUFACTURE OF TEXTILES | 19 | 8 | 1 | 1 | 6 | - | 1 | 36 |
| Spinning, weaving and finishing of textiles | 17 | 3 | 1 | 1 | 4 | - | 1 | 27 |
| Manufacture of cordage, rope, twine and netting | 2 | - | - | - | - | - | - | 2 |
| Knitting mills | - | 5 | - | - | 2 | - | - | 7 |
| MANUFACTURE OF WEARING APPAREL, EXCEPT FUR APPAREL.... | 4 | 7 | 2 | 1 | 9 | 1 | 1 | 25 |
| Manufacture of wearing apparel except fur apparel.... | 4 | 7 | 2 | 1 | 9 | 1 | 1 | 25 |
| TANNING AND DRESSING OF LEATHER; MANUFACTURE OF FOOTWEAR, LUGGAGE AND HANDBAGS | 7 | 18 | 1 | 1 | 26 | - | - | 53 |
| Tanning and dressing of leather, luggage and handbags. | 4 | 2 | - | - | 9 | - | - | 15 |
| Manufacture of footwear..... | 3 | 16 | 1 | 1 | 17 | - | - | 38 |
| MANUFACTURE OF WOOD AND OF PRODUCTS OF WOOD AND CORK, EXCEPT FURNITURE | 9 | 4 | 1 | - | 2 | - | - | 16 |
| Manufacture of wood and of products of wood and cork, except furniture..... | 9 | 4 | 1 | - | 2 | - | - | 16 |
| MANUFACTURE OF PAPER, PAPER PRODUCTS AND PRINTING | 9 | 24 | 3 | 5 | 19 | - | 4 | 64 |
| Manufacture of paper and paper products..... | 2 | 3 | - | - | 2 | - | - | 7 |
| Publishing and printing services..... | 7 | 21 | 3 | 5 | 17 | - | 4 | 57 |
| MANUFACTURE OF CHEMICALS AND CHEMICAL PRODUCTS..... | 11 | 4 | 4 | 1 | 20 | - | - | 40 |
| Manufacture of basic chemicals, except fertilizers and nitrogen compounds..... | 4 | - | - | - | - | - | - | 4 |
| Manufacture of paints, varnishes and mastics | 2 | - | 1 | - | 5 | - | - | 8 |

NUMBER OF ESTABLISHMENTS BY INDUSTRIAL GROUP AND FORM OF OWNERSHIP
1999/2000(1992 E.F.Y)

TABLE 4.6 (Contd..)

| INDUSTRIAL GROUP | FORM OF OWNERSHIP | | | | | | | TOTAL ESTAB. |
|--|-------------------|----------------------|--------------|---------------|-------------------------|---------------|--------|--------------|
| | PUBLIC | INDIVIDUAL OWNERSHIP | PARTNER-SHIP | SHARE COMPANY | PRIVATE LIMITED COMPANY | CO-OPERATIVES | OTHERS | |
| Manufacture of pharmaceuticals, medicinal chemicals and botanical products..... | 1 | 1 | 1 | 1 | - | - | - | 4 |
| Manufacture of soap and detergents cleaning and polishing, perfumes and toilet preparations..... | 2 | 3 | 2 | - | 11 | - | - | 18 |
| Manufacture of chemical products n.e.c. | 2 | - | - | - | 4 | - | - | 6 |
| MANUFACTURE OF RUBBER AND PLASTIC PROCDUCTS..... | 4 | 7 | 1 | 2 | 15 | - | - | 29 |
| Manufacture of rubber products..... | 1 | 1 | 1 | 1 | 1 | - | - | 5 |
| Manufacture of plastic products..... | 3 | 6 | - | 1 | 14 | - | - | 24 |
| MANUFACTURE OF OTHER NON-METALLIC MINERAL PRODUCTS | 17 | 50 | 7 | 3 | 4 | 1 | 3 | 85 |
| Manufacture of glass and glass products..... | 1 | - | - | - | - | - | 2 | 3 |
| Manufacture of structural clay products | 3 | 2 | 1 | - | - | - | - | 6 |
| Manufacture of cement, lime and plaster | 5 | 1 | - | - | 1 | - | - | 7 |
| Manufacture of articles of concrete, cement and plaster | 5 | 42 | 5 | 2 | 2 | 1 | 1 | 58 |
| Manufacture of non-metallic mineral products n.e.c.... | 3 | 5 | 1 | 1 | 1 | - | - | 11 |
| MANUFACTURE OF BASIC IRON AND STEEL..... | 3 | 3 | 1 | - | 1 | - | - | 8 |
| Manufacture of basic iron and steel..... | 3 | 3 | 1 | - | 1 | - | - | 8 |
| MANUFACTURE OF FABRICATED METAL PRODUCTS EXCEPT MACHINERY AND EQUIPMENT | 5 | 26 | 3 | 3 | 11 | 3 | - | 51 |
| Manufacture of structural metal products, tanks, reservoirs and containers of metal | - | 17 | 1 | 2 | 4 | 2 | - | 26 |
| Manufacture of cutlery, hand tools and general hardware | 2 | 2 | 1 | - | 2 | 1 | - | 8 |
| Manufacture of other fabricated metal products | 3 | 7 | 1 | 1 | 5 | - | - | 17 |
| MANUFACTURE OF MACHINERY AND EQUIPMENT N.E.C. | - | 11 | - | - | 3 | 1 | - | 15 |
| Manufacture of pumps, compressors, taps and valves... | - | - | - | - | - | - | - | - |
| Manufacture of ovens, furnaces and furnace burners... | - | 3 | - | - | 1 | 1 | - | 5 |
| Manufacture of other general purpose machinery..... | - | 1 | - | - | - | - | - | 1 |
| Manufacture of machinery for food and beverage processing | - | 6 | - | - | 2 | - | - | 8 |
| Manufacture of accumulators, primary cells and and primary battries | - | 1 | - | - | - | - | - | 1 |
| MANUFACTURE OF MOTOR VEHICLES, TRAILERS & SEMI-TRAILERS. | 1 | 4 | 1 | 2 | 3 | - | - | 11 |
| Manufacture of bodies for motor vehicles..... | 1 | 4 | 1 | 2 | 2 | - | - | 10 |
| Manufacture of parts and accessories for motor vehicles and their engines..... | - | - | - | - | 1 | - | - | 1 |
| MANUFACTURE OF FURNITURE; MANUFACTURING N.E.C. | 7 | 80 | 8 | 1 | 14 | 8 | 1 | 119 |
| Manufacture of furniture; manufacturing n.e.c..... | 7 | 80 | 8 | 1 | 14 | 8 | 1 | 119 |
| T O T A L | 145 | 365 | 43 | 26 | 181 | 16 | 12 | 788 |

NUMBER OF OWNERS OF PRIVATE ESTABLISHMENTS BY FORM OF OWNERSHIP, SEX AND INDUSTRIAL GROUP
1999/2000(1992 E.F.Y)

TABLE 4.7

| INDUSTRIAL GROUP | FORM OF OWNERSHIP AND SEX | | | | | | | | | | | | | |
|--|---------------------------|--------|--------------|--------|---------------|--------|-------------------------|--------|---------------|--------|--------|--------|--------------|--------|
| | INDIVIDUAL OWNERSHIP | | PARTNER-SHIP | | SHARE COMPANY | | PRIVATE LIMITED COMPANY | | CO-OPERATIVES | | OTHERS | | TOTAL ESTAB. | |
| | MALE | FEMALE | MALE | FEMALE | MALE | FEMALE | MALE | FEMALE | MALE | FEMALE | MALE | FEMALE | MALE | FEMALE |
| MANUFACTURE OF FOOD PRODUCTS AND BEVERAGES..... | 104 | 35 | 18 | 17 | 25 | 10 | 102 | 57 | 29 | 11 | - | - | 278 | 130 |
| Production, processing and preserving of meat, fruit and vegetables | 3 | - | - | - | - | - | 2 | - | - | - | - | - | 5 | - |
| Manufacture of vegetable and animal oils and fats.... | 19 | - | - | - | 8 | - | 1 | - | - | - | - | - | 28 | - |
| Manufacture of dairy products | - | - | - | - | - | - | - | - | - | - | - | - | - | - |
| Manufacture of grain mill products | 16 | 5 | 3 | 2 | 7 | 6 | 39 | 25 | - | - | - | - | 65 | 38 |
| Manufacture of prepared animal feeds | 4 | - | - | - | - | - | - | - | - | - | - | - | 4 | - |
| Manufacture of bakery products | 52 | 28 | 11 | 14 | 6 | 3 | 34 | 24 | 16 | 7 | - | - | 119 | 76 |
| Manufacture of sugar and sugar confectionery | 4 | - | - | - | - | - | - | - | - | - | - | - | 4 | - |
| Manufacture of macaroni and spaghetti..... | - | - | - | - | - | - | 1 | 1 | - | - | - | - | 1 | 1 |
| Manufacture of food products n.e.c. | 2 | 1 | - | - | - | - | 5 | 2 | 13 | 4 | - | - | 20 | 7 |
| Distilling, rectifying and blending of spirits | 1 | 1 | - | - | - | - | 8 | 5 | - | - | - | - | 9 | 6 |
| Manufacture of wines | - | - | - | - | - | - | - | - | - | - | - | - | - | - |
| Manufacture of malt liquors and malt | - | - | - | - | - | - | 1 | - | - | - | - | - | 1 | - |
| Manufacture of soft drinks & production of mineral waters | 3 | - | 4 | 1 | 4 | 1 | 11 | - | - | - | - | - | 22 | 2 |
| MANUFACTURE OF TOBACCO PRODUCTS | - | - | - | - | - | - | - | - | - | - | - | - | - | - |
| Manufacture of tobacco products..... | - | - | - | - | - | - | - | - | - | - | - | - | - | - |
| MANUFACTURE OF TEXTILES | 8 | - | 1 | 2 | 2 | - | 15 | 9 | - | - | - | - | 26 | 11 |
| Spinning, weaving and finishing of textiles | 3 | - | 1 | 2 | 2 | - | 9 | 6 | - | - | - | - | 15 | 8 |
| Manufacture of cordage, rope, twine and netting | - | - | - | - | - | - | - | - | - | - | - | - | - | - |
| Knitting mills | 5 | - | - | - | - | - | 6 | 3 | - | - | - | - | 11 | 3 |
| MANUFACTURE OF WEARING APPAREL, EXCEPT FUR APPAREL..... | 6 | 1 | 6 | - | - | - | 19 | 8 | 49 | 2 | - | - | 80 | 11 |
| Manufacture of wearing apparel except fur apparel.... | 6 | 1 | 6 | - | - | - | 19 | 8 | 49 | 2 | - | - | 80 | 11 |
| TANNING AND DRESSING OF LEATHER; MANUFACTURE OF FOOTWEAR, LUGGAGE AND HANDBAGS | 14 | 4 | 1 | 1 | 1 | - | 63 | 33 | - | - | - | - | 79 | 38 |
| Tanning and dressing of leather, luggage and handbags. | 2 | - | - | - | - | - | 17 | 8 | - | - | - | - | 19 | 8 |
| Manufacture of footwear..... | 12 | 4 | 1 | 1 | 1 | - | 46 | 25 | - | - | - | - | 60 | 30 |
| MANUFACTURE OF WOOD AND OF PRODUCTS OF WOOD AND CORK, EXCEPT FURNITURE | 2 | 2 | 2 | - | - | - | 7 | 8 | - | - | - | - | 11 | 10 |
| Manufacture of wood and of products of wood and cork, except furniture..... | 2 | 2 | 2 | - | - | - | 7 | 8 | - | - | - | - | 11 | 10 |
| MANUFACTURE OF PAPER, PAPER PRODUCTS AND PRINTING | 18 | 7 | 8 | 8 | 21 | 14 | 35 | 37 | - | - | 2 | 2 | 84 | 68 |
| Manufacture of paper and paper products..... | 3 | - | - | - | - | - | 4 | 1 | - | - | - | - | 7 | 1 |
| Publishing and printing services..... | 15 | 7 | 8 | 8 | 21 | 14 | 31 | 36 | - | - | 2 | 2 | 77 | 67 |
| MANUFACTURE OF CHEMICALS AND CHEMICAL PRODUCTS..... | 3 | 1 | 4 | 5 | 1 | - | 41 | 47 | - | - | - | - | 49 | 53 |
| Manufacture of basic chemicals, except fertilizers and nitrogen compounds..... | - | - | - | - | - | - | - | - | - | - | - | - | - | - |
| Manufacture of paints, varnishes and mastics | - | - | 2 | 1 | - | - | 11 | 35 | - | - | - | - | 13 | 36 |

NUMBER OF OWNERS OF PRIVATE ESTABLISHMENTS BY FORM OF OWNERSHIP, SEX AND INDUSTRIAL GROUP
1999/2000(1992 E.F.Y)

TABLE 4.7 (Contd..)

| INDUSTRIAL GROUP | FORM OF OWNERSHIP AND SEX | | | | | | | | | | | | | |
|--|---------------------------|--------|--------------|--------|---------------|--------|-------------------------|--------|---------------|--------|--------|--------|--------------|--------|
| | INDIVIDUAL OWNERSHIP | | PARTNER-SHIP | | SHARE COMPANY | | PRIVATE LIMITED COMPANY | | CO-OPERATIVES | | OTHERS | | TOTAL ESTAB. | |
| | MALE | FEMALE | MALE | FEMALE | MALE | FEMALE | MALE | FEMALE | MALE | FEMALE | MALE | FEMALE | MALE | FEMALE |
| Manufacture of pharmaceuticals, medicinal chemicals and botanical products..... | - | 1 | 1 | 1 | 1 | - | - | - | - | - | - | - | 2 | 2 |
| Manufacture of soap and detergents cleaning and polishing, perfumes and toilet preparations..... | 3 | - | 1 | 3 | - | - | 24 | 6 | - | - | - | - | 28 | 9 |
| Manufacture of chemical products n.e.c. | - | - | - | - | - | - | 6 | 6 | - | - | - | - | 6 | 6 |
| MANUFACTURE OF RUBBER AND PLASTIC PROCDUCTS..... | 5 | 2 | 2 | 1 | 5 | 3 | 36 | 15 | - | - | - | - | 48 | 21 |
| Manufacture of rubber products..... | 1 | - | 2 | 1 | 4 | 2 | 4 | 6 | - | - | - | - | 11 | 9 |
| Manufacture of plastic products..... | 4 | 2 | - | - | 1 | 1 | 32 | 9 | - | - | - | - | 37 | 12 |
| MANUFACTURE OF OTHER NON-METALLIC MINERAL PRODUCTS | 34 | 13 | 34 | 9 | 4 | 1 | 8 | 7 | 7 | - | - | - | 87 | 30 |
| Manufacture of glass and glass products..... | - | - | - | - | - | - | - | - | - | - | - | - | - | - |
| Manufacture of structural clay products | 1 | 1 | 2 | - | - | - | - | - | - | - | - | - | 3 | 1 |
| Manufacture of cement, lime and plaster | - | 1 | - | - | - | - | 1 | 3 | - | - | - | - | 1 | 4 |
| Manufacture of articles of concrete, cement and plaster | 30 | 9 | 17 | 9 | 4 | 1 | 5 | 4 | 7 | - | - | - | 63 | 23 |
| Manufacture of non-metallic mineral products n.e.c.... | 3 | 2 | 15 | - | - | - | 2 | - | - | - | - | - | 20 | 2 |
| MANUFACTURE OF BASIC IRON AND STEEL..... | 3 | - | 1 | 1 | - | - | 5 | 2 | - | - | - | - | 9 | 3 |
| Manufacture of basic iron and steel..... | 3 | - | 1 | 1 | - | - | 5 | 2 | - | - | - | - | 9 | 3 |
| MANUFACTURE OF FABRICATED METAL PRODUCTS EXCEPT MACHINERY AND EQUIPMENT | 24 | 2 | 4 | 2 | 12 | 8 | 21 | 11 | 46 | 2 | - | - | 107 | 25 |
| Manufacture of structural metal products, tanks, reservoirs and containers of metal | 16 | 1 | - | - | 2 | 3 | 7 | 6 | 24 | 2 | - | - | 49 | 12 |
| Manufacture of cutlery, hand tools and general hardware | 2 | - | 2 | 2 | - | - | 4 | 1 | 22 | - | - | - | 30 | 3 |
| Manufacture of other fabricated metal products | 6 | 1 | 2 | - | 10 | 5 | 10 | 4 | - | - | - | - | 28 | 10 |
| MANUFACTURE OF MACHINERY AND EQUIPMENT N.E.C. | 9 | 2 | - | - | - | - | 4 | 7 | 10 | - | - | - | 23 | 9 |
| Manufacture of pumps, compressors, taps and valves... | - | - | - | - | - | - | - | - | - | - | - | - | - | - |
| Manufacture of ovens, furnaces and furnace burners... | 2 | 1 | - | - | - | - | 1 | 4 | 10 | - | - | - | 13 | 5 |
| Manufacture of other general purpose machinery..... | 1 | - | - | - | - | - | - | - | - | - | - | - | 1 | - |
| Manufacture of machinery for food and beverage processing | 5 | 1 | - | - | - | - | 3 | 3 | - | - | - | - | 8 | 4 |
| Manufacture of accumulators, primary cells and and primary batteries | 1 | - | - | - | - | - | - | - | - | - | - | - | 1 | - |
| MANUFACTURE OF MOTOR VEHICLES, TRAILERS & SEMI-TRAILERS. | 3 | - | 2 | - | 1 | - | 8 | 7 | - | - | - | - | 14 | 7 |
| Manufacture of bodies for motor vehicles..... | 3 | - | 2 | - | 1 | - | 4 | 3 | - | - | - | - | 10 | 3 |
| Manufacture of parts and accessories for motor vehicles and their engines..... | - | - | - | - | - | - | 4 | 4 | - | - | - | - | 4 | 4 |
| MANUFACTURE OF FURNITURE; MANUFACTURING N.E.C. | 69 | 10 | 49 | 2 | - | - | 27 | 13 | 119 | 4 | - | - | 264 | 29 |
| Manufacture of furniture; manufacturing n.e.c..... | 69 | 10 | 49 | 2 | - | - | 27 | 13 | 119 | 4 | - | - | 264 | 29 |
| T O T A L | 302 | 79 | 132 | 48 | 72 | 36 | 391 | 261 | 260 | 19 | 2 | 2 | 1,159 | 445 |

NUMBER OF ESTABLISHMENTS WITH AND WITHOUT BOOKS OF ACCOUNTS BY THE CALENDAR YEAR
THEIR BOOKS OF ACCOUNTS ARE KEPT AND INDUSTRIAL GROUP - PUBLIC AND PRIVATE
1999/2000(1992 E.F.Y)

TABLE 4.8

| INDUSTRIAL GROUP | NO. OF ESTABLISHMENTS WITH BOOKS OF ACCOUNTS | | | | | ESTAB. WITH NO BOOKS OF ACCOUNTS | GRAND TOTAL |
|---|--|-------------------------------|-------------------------------|--------|-------|--|----------------|
| | ETHIOPIAN BUDGET YEAR | ETHIOPIAN CALENDAR YEAR | GREGORIAN CALENDAR YEAR | OTHERS | TOTAL | | |
| MANUFACTURE OF FOOD PRODUCTS AND BEVERAGES..... | 118 | 2 | 7 | 5 | 132 | 103 | 235 |
| Production, processing and preserving of meat, fruit and vegetables | 9 | - | - | - | 9 | - | 9 |
| Manufacture of vegetable and animal oils and fats.... | 10 | - | - | - | 10 | 17 | 27 |
| Manufacture of dairy products | 1 | - | - | - | 1 | - | 1 |
| Manufacture of grain mill products | 25 | - | 3 | 1 | 29 | 21 | 50 |
| Manufacture of prepared animal feeds | 2 | - | - | - | 2 | 1 | 3 |
| Manufacture of bakery products | 37 | - | 1 | 1 | 39 | 56 | 95 |
| Manufacture of sugar and sugar confectionery | 4 | - | - | - | 4 | 5 | 9 |
| Manufacture of macaroni and spaghetti..... | 2 | - | - | 1 | 3 | 1 | 4 |
| Manufacture of food products n.e.c. | 4 | 2 | - | 1 | 7 | 2 | 9 |
| Distilling, rectifying and blending of spirits | 10 | - | - | - | 10 | - | 10 |
| Manufacture of wines | 2 | - | - | - | 2 | - | 2 |
| Manufacture of malt liquors and malt | 4 | - | 2 | - | 6 | - | 6 |
| Manufacture of soft drinks & production of mineral waters | 8 | - | 1 | 1 | 10 | - | 10 |
| MANUFACTURE OF TOBACCO PRODUCTS | 1 | - | - | - | 1 | - | 1 |
| Manufacture of tobacco products..... | 1 | - | - | - | 1 | - | 1 |
| MANUFACTURE OF TEXTILES | 28 | 1 | 1 | 1 | 31 | 5 | 36 |
| Spinning, weaving and finishing of textiles | 23 | 1 | 1 | 1 | 26 | 1 | 27 |
| Manufacture of cordage, rope, twine and netting | 2 | - | - | - | 2 | - | 2 |
| Knitting mills | 3 | - | - | - | 3 | 4 | 7 |
| MANUFACTURE OF WEARING APPAREL, EXCEPT FUR APPAREL..... | 18 | - | - | - | 18 | 7 | 25 |
| Manufacture of wearing apparel except fur apparel.... | 18 | - | - | - | 18 | 7 | 25 |
| TANNING AND DRESSING OF LEATHER; MANUFACTURE OF FOOTWEAR, LUGGAGE AND HANDBAGS | 40 | - | 2 | - | 42 | 11 | 53 |
| Tanning and dressing of leather, luggage and handbags. | 15 | - | - | - | 15 | - | 15 |
| Manufacture of footwear..... | 25 | - | 2 | - | 27 | 11 | 38 |
| MANUFACTURE OF WOOD AND OF PRODUCTS OF WOOD AND CORK, EXCEPT FURNITURE | 10 | - | - | - | 10 | 6 | 16 |
| Manufacture of wood and of products of wood and cork, except furniture..... | 10 | - | - | - | 10 | 6 | 16 |
| MANUFACTURE OF PAPER, PAPER PRODUCTS AND PRINTING | 50 | 1 | 4 | 1 | 56 | 8 | 64 |
| Manufacture of paper and paper products..... | 6 | - | 1 | - | 7 | - | 7 |
| Publishing and printing services..... | 44 | 1 | 3 | 1 | 49 | 8 | 57 |
| MANUFACTURE OF CHEMICALS AND CHEMICAL PRODUCTS..... | 30 | 2 | 4 | - | 36 | 4 | 40 |
| Manufacture of basic chemicals, except fertilizers and nitrogen compounds..... | 4 | - | - | - | 4 | - | 4 |
| Manufacture of paints, varnishes and mastics | 8 | - | - | - | 8 | - | 8 |

NUMBER OF ESTABLISHMENTS WITH AND WITHOUT BOOKS OF ACCOUNTS BY THE CALENDAR YEAR
THEIR BOOKS OF ACCOUNTS ARE KEPT AND INDUSTRIAL GROUP - PUBLIC AND PRIVATE
1999/2000(1992 E.F.Y)

TABLE 4.8 (Contd..)

| INDUSTRIAL GROUP | NO. OF ESTABLISHMENTS WITH BOOKS OF ACCOUNTS | | | | | ESTAB. WITH NO BOOKS OF ACCOUNTS | GRAND TOTAL |
|---|--|-------------------------------|-------------------------------|--------|-------|--|----------------|
| | ETHIOPIAN BUDGET YEAR | ETHIOPIAN CALENDAR YEAR | GREGORIAN CALENDAR YEAR | OTHERS | TOTAL | | |
| Manufacture of pharmaceuticals, medicinal chemicals and botanical products..... | 4 | - | - | - | 4 | - | 4 |
| Manufacture of soap and detergents cleaning and polishing, perfumes and toilet preparations..... | 9 | 2 | 3 | - | 14 | 4 | 18 |
| Manufacture of chemical products n.e.c. | 5 | - | 1 | - | 6 | - | 6 |
| MANUFACTURE OF RUBBER AND PLASTIC PRODUCTS..... | 25 | - | 1 | - | 26 | 3 | 29 |
| Manufacture of rubber products..... | 5 | - | - | - | 5 | - | 5 |
| Manufacture of plastic products..... | 20 | - | 1 | - | 21 | 3 | 24 |
| MANUFACTURE OF OTHER NON-METALLIC MINERAL PRODUCTS | 27 | - | 3 | - | 30 | 55 | 85 |
| Manufacture of glass and glass products..... | 1 | - | 2 | - | 3 | - | 3 |
| Manufacture of structural clay products | 4 | - | - | - | 4 | 2 | 6 |
| Manufacture of cement, lime and plaster | 6 | - | - | - | 6 | 1 | 7 |
| Manufacture of articles of concrete, cement and plaster | 12 | - | - | - | 12 | 46 | 58 |
| Manufacture of non-metallic mineral products n.e.c.... | 4 | - | 1 | - | 5 | 6 | 11 |
| MANUFACTURE OF BASIC IRON AND STEEL..... | 6 | - | - | 1 | 7 | 1 | 8 |
| Manufacture of basic iron and steel..... | 6 | - | - | 1 | 7 | 1 | 8 |
| MANUFACTURE OF FABRICATED METAL PRODUCTS EXCEPT MACHINERY AND EQUIPMENT | 27 | - | 3 | 1 | 31 | 20 | 51 |
| Manufacture of structural metal products, tanks, reservoirs and containers of metal | 8 | - | 2 | - | 10 | 16 | 26 |
| Manufacture of cutlery, hand tools and general hardware | 5 | - | - | - | 5 | 3 | 8 |
| Manufacture of other fabricated metal products | 14 | - | 1 | 1 | 16 | 1 | 17 |
| MANUFACTURE OF MACHINERY AND EQUIPMENT N.E.C. | 4 | - | - | - | 4 | 11 | 15 |
| Manufacture of pumps, compressors, taps and valves... | - | - | - | - | - | - | - |
| Manufacture of ovens, furnaces and furnace burners... | 1 | - | - | - | 1 | 4 | 5 |
| Manufacture of other general purpose machinery..... | 1 | - | - | - | 1 | - | 1 |
| Manufacture of machinery for food and beverage processing | 1 | - | - | - | 1 | 7 | 8 |
| Manufacture of accumulators, primary cells and and primary batteries | 1 | - | - | - | 1 | - | 1 |
| MANUFACTURE OF MOTOR VEHICLES, TRAILERS & SEMI-TRAILERS. | 5 | - | 1 | - | 6 | 5 | 11 |
| Manufacture of bodies for motor vehicles..... | 5 | - | 1 | - | 6 | 4 | 10 |
| Manufacture of parts and accessories for motor vehicles and their engines..... | - | - | - | - | - | 1 | 1 |
| MANUFACTURE OF FURNITURE; MANUFACTURING N.E.C. | 26 | - | 2 | 1 | 29 | 90 | 119 |
| Manufacture of furniture; manufacturing n.e.c..... | 26 | - | 2 | 1 | 29 | 90 | 119 |
| T O T A L | 415 | 6 | 28 | 10 | 459 | 329 | 788 |

NUMBER OF ESTABLISHMENTS WITH AND WITHOUT BOOKS OF ACCOUNTS BY THE CALENDAR YEAR
THEIR BOOKS OF ACCOUNTS ARE KEPT AND INDUSTRIAL GROUP - PUBLIC
1999/2000(1992 E.F.Y)

TABLE 4.9

| INDUSTRIAL GROUP | NO. OF ESTABLISHMENTS WITH BOOKS OF ACCOUNTS | | | | | ESTAB. WITH NO BOOKS OF ACCOUNTS | GRAND TOTAL |
|---|--|-------------------------------|-------------------------------|--------|-------|--|----------------|
| | ETHIOPIAN BUDGET YEAR | ETHIOPIAN CALENDAR YEAR | GREGORIAN CALENDAR YEAR | OTHERS | TOTAL | | |
| MANUFACTURE OF FOOD PRODUCTS AND BEVERAGES..... | 44 | 1 | - | 3 | 48 | - | 48 |
| Production, processing and preserving of meat, fruit and vegetables | 3 | - | - | - | 3 | - | 3 |
| Manufacture of vegetable and animal oils and fats.... | 6 | - | - | - | 6 | - | 6 |
| Manufacture of dairy products | 1 | - | - | - | 1 | - | 1 |
| Manufacture of grain mill products | 8 | - | - | 1 | 9 | - | 9 |
| Manufacture of prepared animal feeds | 2 | - | - | - | 2 | - | 2 |
| Manufacture of bakery products | 4 | - | - | 1 | 5 | - | 5 |
| Manufacture of sugar and sugar confectionery | 4 | - | - | - | 4 | - | 4 |
| Manufacture of macaroni and spaghetti..... | 2 | - | - | 1 | 3 | - | 3 |
| Manufacture of food products n.e.c. | 2 | 1 | - | - | 3 | - | 3 |
| Distilling, rectifying and blending of spirits | 4 | - | - | - | 4 | - | 4 |
| Manufacture of wines | 2 | - | - | - | 2 | - | 2 |
| Manufacture of malt liquors and malt | 4 | - | - | - | 4 | - | 4 |
| Manufacture of soft drinks & production of mineral waters | 2 | - | - | - | 2 | - | 2 |
| MANUFACTURE OF TOBACCO PRODUCTS | 1 | - | - | - | 1 | - | 1 |
| Manufacture of tobacco products..... | 1 | - | - | - | 1 | - | 1 |
| MANUFACTURE OF TEXTILES | 19 | - | - | - | 19 | - | 19 |
| Spinning, weaving and finishing of textiles | 17 | - | - | - | 17 | - | 17 |
| Manufacture of cordage, rope, twine and netting | 2 | - | - | - | 2 | - | 2 |
| Knitting mills | - | - | - | - | - | - | - |
| MANUFACTURE OF WEARING APPAREL, EXCEPT FUR APPAREL..... | 4 | - | - | - | 4 | - | 4 |
| Manufacture of wearing apparel except fur apparel.... | 4 | - | - | - | 4 | - | 4 |
| TANNING AND DRESSING OF LEATHER; MANUFACTURE OF FOOTWEAR, LUGGAGE AND HANDBAGS | 7 | - | - | - | 7 | - | 7 |
| Tanning and dressing of leather, luggage and handbags.. | 4 | - | - | - | 4 | - | 4 |
| Manufacture of footwear..... | 3 | - | - | - | 3 | - | 3 |
| MANUFACTURE OF WOOD AND OF PRODUCTS OF WOOD AND CORK, EXCEPT FURNITURE | 8 | - | - | - | 8 | 1 | 9 |
| Manufacture of wood and of products of wood and cork, except furniture..... | 8 | - | - | - | 8 | 1 | 9 |
| MANUFACTURE OF PAPER, PAPER PRODUCTS AND PRINTING | 9 | - | - | - | 9 | - | 9 |
| Manufacture of paper and paper products..... | 2 | - | - | - | 2 | - | 2 |
| Publishing and printing services..... | 7 | - | - | - | 7 | - | 7 |
| MANUFACTURE OF CHEMICALS AND CHEMICAL PRODUCTS..... | 11 | - | - | - | 11 | - | 11 |
| Manufacture of basic chemicals, except fertilizers and nitrogen compounds..... | 4 | - | - | - | 4 | - | 4 |
| Manufacture of paints, varnishes and mastics | 2 | - | - | - | 2 | - | 2 |

NUMBER OF ESTABLISHMENTS WITH AND WITHOUT BOOKS OF ACCOUNTS BY THE CALENDAR YEAR
THEIR BOOKS OF ACCOUNTS ARE KEPT AND INDUSTRIAL GROUP - PUBLIC
1999/2000(1992 E.F.Y)

TABLE 4.9 (Contd..)

| INDUSTRIAL GROUP | NO. OF ESTABLISHMENTS WITH BOOKS OF ACCOUNTS | | | | | ESTAB. WITH NO BOOKS OF ACCOUNTS | GRAND TOTAL |
|---|--|-------------------------------|-------------------------------|--------|-------|--|----------------|
| | ETHIOPIAN BUDGET YEAR | ETHIOPIAN CALENDAR YEAR | GREGORIAN CALENDAR YEAR | OTHERS | TOTAL | | |
| Manufacture of pharmaceuticals, medicinal chemicals and botanical products..... | 1 | - | - | - | 1 | - | 1 |
| Manufacture of soap and detergents cleaning and polishing, perfumes and toilet preparations..... | 2 | - | - | - | 2 | - | 2 |
| Manufacture of chemical products n.e.c. | 2 | - | - | - | 2 | - | 2 |
| MANUFACTURE OF RUBBER AND PLASTIC PROCDUCTS..... | 4 | - | - | - | 4 | - | 4 |
| Manufacture of rubber products..... | 1 | - | - | - | 1 | - | 1 |
| Manufacture of plastic products..... | 3 | - | - | - | 3 | - | 3 |
| MANUFACTURE OF OTHER NON-METALLIC MINERAL PRODUCTS | 17 | - | - | - | 17 | - | 17 |
| Manufacture of glass and glass products..... | 1 | - | - | - | 1 | - | 1 |
| Manufacture of structural clay products | 3 | - | - | - | 3 | - | 3 |
| Manufacture of cement, lime and plaster | 5 | - | - | - | 5 | - | 5 |
| Manufacture of articles of concrete, cement and plaster | 5 | - | - | - | 5 | - | 5 |
| Manufacture of non-metallic mineral products n.e.c.... | 3 | - | - | - | 3 | - | 3 |
| MANUFACTURE OF BASIC IRON AND STEEL..... | 2 | - | - | 1 | 3 | - | 3 |
| Manufacture of basic iron and steel..... | 2 | - | - | 1 | 3 | - | 3 |
| MANUFACTURE OF FABRICATED METAL PRODUCTS EXCEPT MACHINERY AND EQUIPMENT | 5 | - | - | - | 5 | - | 5 |
| Manufacture of structural metal products, tanks, reservoirs and containers of metal | - | - | - | - | - | - | - |
| Manufacture of cutlery, hand tools and general hardware | 2 | - | - | - | 2 | - | 2 |
| Manufacture of other fabricated metal products | 3 | - | - | - | 3 | - | 3 |
| MANUFACTURE OF MACHINERY AND EQUIPMENT N.E.C. | - | - | - | - | - | - | - |
| Manufacture of pumps, compressors, taps and valves... | - | - | - | - | - | - | - |
| Manufacture of ovens, furnaces and furnace burners... | - | - | - | - | - | - | - |
| Manufacture of other general purpose machinery..... | - | - | - | - | - | - | - |
| Manufacture of machinery for food and beverage processing | - | - | - | - | - | - | - |
| Manufacture of accumulators, primary cells and and primary batteries | - | - | - | - | - | - | - |
| MANUFACTURE OF MOTOR VEHICLES, TRAILERS & SEMI-TRAILERS. | 1 | - | - | - | 1 | - | 1 |
| Manufacture of bodies for motor vehicles..... | 1 | - | - | - | 1 | - | 1 |
| Manufacture of parts and accessories for motor vehicles and their engines..... | - | - | - | - | - | - | - |
| MANUFACTURE OF FURNITURE; MANUFACTURING N.E.C. | 6 | - | - | - | 6 | 1 | 7 |
| Manufacture of furniture; manufacturing n.e.c..... | 6 | - | - | - | 6 | 1 | 7 |
| T O T A L | 138 | 1 | - | 4 | 143 | 2 | 145 |

NUMBER OF ESTABLISHMENTS WITH AND WITHOUT BOOKS OF ACCOUNTS BY THE CALENDAR YEAR
THEIR BOOKS OF ACCOUNTS ARE KEPT AND INDUSTRIAL GROUP - PRIVATE
1999/2000(1992 E.F.Y)

TABLE 4.10

| INDUSTRIAL GROUP | NO. OF ESTABLISHMENTS WITH BOOKS OF ACCOUNTS | | | | | ESTAB. WITH NO BOOKS OF ACCOUNT | GRAND TOTAL |
|---|--|-------------------------------|-------------------------------|--------|-------|---------------------------------------|----------------|
| | ETHIOPIAN BUDGET YEAAAR | ETHIOPIAN CALENDAR YEAR | GREGORIAN CALENDAR YEAR | OTHERS | TOTAL | | |
| MANUFACTURE OF FOOD PRODUCTS AND BEVERAGES..... | 74 | 1 | 7 | 2 | 84 | 103 | 187 |
| Production, processing and preserving of meat, fruit and vegetables | 6 | - | - | - | 6 | - | 6 |
| Manufacture of vegetable and animal oils and fats.... | 4 | - | - | - | 4 | 17 | 21 |
| Manufacture of dairy products | - | - | - | - | - | - | - |
| Manufacture of grain mill products | 17 | - | 3 | - | 20 | 21 | 41 |
| Manufacture of prepared animal feeds | - | - | - | - | - | 1 | 1 |
| Manufacture of bakery products | 33 | - | 1 | - | 34 | 56 | 90 |
| Manufacture of sugar and sugar confectionery | - | - | - | - | - | 5 | 5 |
| Manufacture of macaroni and spaghetti..... | - | - | - | - | - | 1 | 1 |
| Manufacture of food products n.e.c. | 2 | 1 | - | 1 | 4 | 2 | 6 |
| Distilling, rectifying and blending of spirits | 6 | - | - | - | 6 | - | 6 |
| Manufacture of wines | - | - | - | - | - | - | - |
| Manufacture of malt liquors and malt | - | - | 2 | - | 2 | - | 2 |
| Manufacture of soft drinks & production of mineral waters | 6 | - | 1 | 1 | 8 | - | 8 |
| MANUFACTURE OF TOBACCO PRODUCTS | - | - | - | - | - | - | - |
| Manufacture of tobacco products..... | - | - | - | - | - | - | - |
| MANUFACTURE OF TEXTILES | 9 | 1 | 1 | 1 | 12 | 5 | 17 |
| Spinning, weaving and finishing of textiles | 6 | 1 | 1 | 1 | 9 | 1 | 10 |
| Manufacture of cordage, rope, twine and netting | - | - | - | - | - | - | - |
| Knitting mills | 3 | - | - | - | 3 | 4 | 7 |
| MANUFACTURE OF WEARING APPAREL, EXCEPT FUR APPAREL..... | 14 | - | - | - | 14 | 7 | 21 |
| Manufacture of wearing apparel except fur apparel..... | 14 | - | - | - | 14 | 7 | 21 |
| TANNING AND DRESSING OF LEATHER; MANUFACTURE OF FOOTWEAR, LUGGAGE AND HANDBAGS | 33 | - | 2 | - | 35 | 11 | 46 |
| Tanning and dressing of leather, luggage and handbags. | 11 | - | - | - | 11 | - | 11 |
| Manufacture of footwear..... | 22 | - | 2 | - | 24 | 11 | 35 |
| MANUFACTURE OF WOOD AND OF PRODUCTS OF WOOD AND CORK, EXCEPT FURNITURE | 2 | - | - | - | 2 | 5 | 7 |
| Manufacture of wood and of products of wood and cork, except furniture..... | 2 | - | - | - | 2 | 5 | 7 |
| MANUFACTURE OF PAPER, PAPER PRODUCTS AND PRINTING | 41 | 1 | 4 | 1 | 47 | 8 | 55 |
| Manufacture of paper and paper products..... | 4 | - | 1 | - | 5 | - | 5 |
| Publishing and printing services..... | 37 | 1 | 3 | 1 | 42 | 8 | 50 |
| MANUFACTURE OF CHEMICALS AND CHEMICAL PRODUCTS..... | 19 | 2 | 4 | - | 25 | 4 | 29 |
| Manufacture of basic chemicals, except fertilizers and nitrogen compounds..... | - | - | - | - | - | - | - |
| Manufacture of paints, varnishes and mastics | 6 | - | - | - | 6 | - | 6 |

NUMBER OF ESTABLISHMENTS WITH AND WITHOUT BOOKS OF ACCOUNTS BY THE CALENDAR YEAR
THEIR BOOKS OF ACCOUNTS ARE KEPT AND INDUSTRIAL GROUP - PRIVATE
1999/2000(1992 E.F.Y)

TABLE 4.10 (Contd..)

| INDUSTRIAL GROUP | NO. OF ESTABLISHMENTS WITH BOOKS OF ACCOUNTS | | | | | ESTAB.WITH NO BOOKS OF ACCOUNT | GRAND TOTAL |
|---|--|-------------------------------|-------------------------------|--------|-------|--------------------------------------|----------------|
| | ETHIOPIAN BUDGET YEAA | ETHIOPIAN CALENDAR YEAR | GREGORIAN CALENDAR YEAR | OTHERS | TOTAL | | |
| Manufacture of pharmaceuticals, medicinal chemicals and botanical products..... | 3 | - | - | - | 3 | - | 3 |
| Manufacture of soap and detergents cleaning and polishing, perfumes and toilet preparations..... | 7 | 2 | 3 | - | 12 | 4 | 16 |
| Manufacture of chemical products n.e.c. | 3 | - | 1 | - | 4 | - | 4 |
| MANUFACTURE OF RUBBER AND PLASTIC PROCDUCTS..... | 21 | - | 1 | - | 22 | 3 | 25 |
| Manufacture of rubber products..... | 4 | - | - | - | 4 | - | 4 |
| Manufacture of plastic products..... | 17 | - | 1 | - | 18 | 3 | 21 |
| MANUFACTURE OF OTHER NON-METALLIC MINERAL PRODUCTS | 10 | - | 3 | - | 13 | 55 | 68 |
| Manufacture of glass and glass products..... | - | - | 2 | - | 2 | - | 2 |
| Manufacture of structural clay products | 1 | - | - | - | 1 | 2 | 3 |
| Manufacture of cement, lime and plaster | 1 | - | - | - | 1 | 1 | 2 |
| Manufacture of articles of concrete, cement and plaster | 7 | - | - | - | 7 | 46 | 53 |
| Manufacture of non-metallic mineral products n.e.c.... | 1 | - | 1 | - | 2 | 6 | 8 |
| MANUFACTURE OF BASIC IRON AND STEEL..... | 4 | - | - | - | 4 | 1 | 5 |
| Manufacture of basic iron and steel..... | 4 | - | - | - | 4 | 1 | 5 |
| MANUFACTURE OF FABRICATED METAL PRODUCTS EXCEPT MACHINERY AND EQUIPMENT | 22 | - | 3 | 1 | 26 | 20 | 46 |
| Manufacture of structural metal products, tanks, reservoirs and containers of metal | 8 | - | 2 | - | 10 | 16 | 26 |
| Manufacture of cutlery, hand tools and general hardware | 3 | - | - | - | 3 | 3 | 6 |
| Manufacture of other fabricated metal products | 11 | - | 1 | 1 | 13 | 1 | 14 |
| MANUFACTURE OF MACHINERY AND EQUIPMENT N.E.C. | 4 | - | - | - | 4 | 11 | 15 |
| Manufacture of pumps, compressors, taps and valves... | - | - | - | - | - | - | - |
| Manufacture of ovens, furnaces and furnace burners... | 1 | - | - | - | 1 | 4 | 5 |
| Manufacture of other general purpose machinery..... | 1 | - | - | - | 1 | - | 1 |
| Manufacture of machinery for food and beverage processing | 1 | - | - | - | 1 | 7 | 8 |
| Manufacture of accumulators, primary cells and and primary batteries | 1 | - | - | - | 1 | - | 1 |
| MANUFACTURE OF MOTOR VEHICLES, TRAILERS & SEMI-TRAILERS. | 4 | - | 1 | - | 5 | 5 | 10 |
| Manufacture of bodies for motor vehicles..... | 4 | - | 1 | - | 5 | 4 | 9 |
| Manufacture of parts and accessories for motor vehicles and their engines..... | - | - | - | - | - | 1 | 1 |
| MANUFACTURE OF FURNITURE; MANUFACTURING N.E.C. | 20 | - | 2 | 1 | 23 | 89 | 112 |
| Manufacture of furniture; manufacturing n.e.c..... | 20 | - | 2 | 1 | 23 | 89 | 112 |
| T O T A L | 277 | 5 | 28 | 6 | 316 | 327 | 643 |

**NUMBER OF PERSONS ENGAGED BY SEX, NATIONALITY, TOTAL WAGES AND SALARIES
AND INDUSTRIAL GROUP - PUBLIC AND PRIVATE, 1999/2000(1992 E.F.Y)**

TABLE 4.11

| INDUSTRIAL GROUP | NO.OF ESTAB. | NO. OF PERSONS ENGAGED | | | | NO. OF EMPLOY. | 1 WAGES AND SALARIES(IN'000 BIRR) | | | |
|---|-----------------|------------------------|--------|-----------------|--------|-------------------|--------------------------------------|--------|-----------------|---------|
| | | ETHIOPIANS | | FOREIG- NERS | TOTAL | | ETHIOPIANS | | FOREIG- NERS | TOTAL |
| | | MALE | FEMALE | | | | MALE | FEMALE | | |
| MANUFACTURE OF FOOD PRODUCTS AND BEVERAGES..... | 235 | 23,148 | 5,390 | 9 | 28,547 | 28,324 | 141,362 | 32,368 | 587 | 197,465 |
| Production, processing and preserving of meat, fruit and vegetables | 9 | 2,924 | 623 | - | 3,547 | 3,547 | 14,232 | 3,713 | - | 19,224 |
| Manufacture of vegetable and animal oils and fats... | 27 | 1,306 | 200 | - | 1,506 | 1,460 | 6,529 | 859 | - | 7,815 |
| Manufacture of dairy products | 1 | 176 | 69 | - | 245 | 245 | 637 | 162 | - | 862 |
| Manufacture of grain mill products | 50 | 2,927 | 578 | - | 3,505 | 3,468 | 14,927 | 3,206 | - | 19,960 |
| Manufacture of prepared animal feeds | 3 | 153 | 29 | - | 182 | 181 | 565 | 106 | - | 749 |
| Manufacture of bakery products | 95 | 2,503 | 1,052 | - | 3,555 | 3,441 | 11,531 | 3,511 | - | 16,111 |
| Manufacture of sugar and sugar confectionery | 9 | 6,031 | 448 | - | 6,479 | 6,469 | 42,928 | 5,488 | - | 56,785 |
| Manufacture of macaroni and spaghetti..... | 4 | 275 | 152 | - | 427 | 427 | 1,788 | 813 | - | 3,339 |
| Manufacture of food products n.e.c. | 9 | 703 | 100 | - | 803 | 794 | 2,700 | 472 | - | 3,393 |
| Distilling, rectifying and blending of spirits | 10 | 393 | 297 | - | 690 | 684 | 3,019 | 2,215 | - | 5,542 |
| Manufacture of wines | 2 | 378 | 188 | - | 566 | 566 | 2,061 | 1,008 | - | 3,489 |
| Manufacture of malt liquors and malt | 6 | 2,227 | 685 | 9 | 2,921 | 2,921 | 20,569 | 5,374 | 587 | 30,428 |
| Manufacture of soft drinks & production of mineral waters | 10 | 3,152 | 969 | - | 4,121 | 4,121 | 19,875 | 5,440 | - | 29,769 |
| MANUFACTURE OF TOBACCO PRODUCTS | 1 | 510 | 344 | - | 854 | 854 | 6,646 | 1,783 | - | 9,821 |
| Manufacture of tobacco products..... | 1 | 510 | 344 | - | 854 | 854 | 6,646 | 1,783 | - | 9,821 |
| MANUFACTURE OF TEXTILES | 36 | 14,964 | 8,716 | 74 | 23,754 | 23,747 | 73,106 | 28,134 | 3,982 | 111,735 |
| Spinning, weaving and finishing of textiles | 27 | 13,215 | 7,659 | 74 | 20,948 | 20,948 | 65,524 | 24,643 | 3,982 | 99,828 |
| Manufacture of cordage, rope, twine and netting | 2 | 1,689 | 974 | - | 2,663 | 2,663 | 7,421 | 3,347 | - | 11,595 |
| Knitting mills | 7 | 60 | 83 | - | 143 | 136 | 161 | 145 | - | 312 |
| MANUFACTURE OF WEARING APPAREL, EXCEPT FUR APPAREL.... | 25 | 1,458 | 2,314 | 1 | 3,773 | 3,752 | 6,604 | 7,353 | 11 | 15,248 |
| Manufacture of wearing apparel except fur apparel... | 25 | 1,458 | 2,314 | 1 | 3,773 | 3,752 | 6,604 | 7,353 | 11 | 15,248 |
| TANNING AND DRESSING OF LEATHER; MANUFACTURE OF FOOTWEAR, LUGGAGE AND HANDBAGS | 53 | 4,951 | 2,079 | 4 | 7,034 | 6,989 | 34,727 | 13,266 | 106 | 52,932 |
| Tanning and dressing of leather,luggage and handbags | 15 | 2,885 | 714 | 3 | 3,602 | 3,594 | 22,282 | 5,828 | 106 | 32,253 |
| Manufacture of footwear..... | 38 | 2,066 | 1,365 | 1 | 3,432 | 3,395 | 12,445 | 7,438 | - | 20,680 |
| MANUFACTURE OF WOOD AND OF PRODUCTS OF WOOD AND CORK, EXCEPT FURNITURE | 16 | 933 | 202 | 3 | 1,138 | 1,124 | 4,863 | 1,322 | 18 | 6,802 |
| Manufacture of wood and of products of wood and cork, except furniture..... | 16 | 933 | 202 | 3 | 1,138 | 1,124 | 4,863 | 1,322 | 18 | 6,802 |
| MANUFACTURE OF PAPER, PAPER PRODUCTS AND PRINTING..... | 64 | 3,765 | 2,141 | 5 | 5,911 | 5,888 | 25,416 | 13,766 | 197 | 42,322 |
| Manufacture of paper and paper products..... | 7 | 1,225 | 445 | - | 1,670 | 1,669 | 7,084 | 2,722 | - | 10,648 |
| Publishing and printing services..... | 57 | 2,540 | 1,696 | 5 | 4,241 | 4,219 | 18,331 | 11,043 | 197 | 31,674 |
| MANUFACTURE OF CHEMICALS AND CHEMICAL PRODUCTS..... | 40 | 3,078 | 1,229 | 1 | 4,308 | 4,295 | 17,912 | 7,164 | - | 27,883 |
| Manufacture of basic chemicals, except fertilizers and nitrogen compounds..... | 4 | 891 | 101 | - | 992 | 992 | 4,269 | 621 | - | 5,315 |
| Manufacture of paints, varnishes and mastics | 8 | 435 | 113 | - | 548 | 548 | 2,924 | 798 | - | 4,215 |

1. Details may not add to row total, because the total include other benefits paid to persons not classified by sex and nationality.

NUMBER OF PERSONS ENGAGED BY SEX, NATIONALITY, TOTAL WAGES AND SALARIES
AND INDUSTRIAL GROUP - PUBLIC AND PRIVATE, 1999/2000(1992 E.F.Y)

TABLE 4.11 (Contd..)

| INDUSTRIAL GROUP | NO.OF ESTAB. | NO. OF PERSONS ENGAGED | | | | NO. OF EMPLOY. | 1 WAGES AND SALARIES(IN'000 BIRR) | | | |
|--|-----------------|------------------------|--------|-----------------|--------|-------------------|--------------------------------------|---------|-----------------|---------|
| | | ETHIOPIANS | | FOREIG- NERS | TOTAL | | ETHIOPIANS | | FOREIG- NERS | TOTAL |
| | | MALE | FEMALE | | | | MALE | FEMALE | | |
| Manufacture of pharmaceuticals, medicinal chemicals and botanical products..... | 4 | 523 | 558 | - | 1,081 | 1,080 | 4,522 | 3,527 | - | 9,183 |
| Manufacture of soap and detergents cleaning and polishing, perfumes and toilet preparations..... | 18 | 1,137 | 378 | 1 | 1,516 | 1,509 | 5,777 | 1,867 | - | 8,280 |
| Manufacture of chemical products n.e.c. | 6 | 92 | 79 | - | 171 | 166 | 420 | 350 | - | 889 |
| MANUFACTURE OF RUBBER AND PLASTIC PRODCUTS..... | 29 | 2,372 | 784 | 1 | 3,157 | 3,144 | 17,174 | 4,128 | 9 | 24,532 |
| Manufacture of rubber products..... | 5 | 849 | 131 | - | 980 | 974 | 8,837 | 1,049 | - | 11,629 |
| Manufacture of plastic products..... | 24 | 1,523 | 653 | 1 | 2,177 | 2,170 | 8,337 | 3,079 | 9 | 12,904 |
| MANUFACTURE OF OTHER NON-METALLIC MINERAL PRODUCTS ... | 85 | 6,340 | 1,007 | 2 | 7,349 | 7,269 | 36,982 | 5,639 | - | 48,037 |
| Manufacture of glass and glass products..... | 3 | 418 | 124 | - | 542 | 542 | 2,424 | 703 | - | 3,534 |
| Manufacture of structural clay products | 6 | 445 | 77 | - | 522 | 515 | 1,868 | 370 | - | 2,284 |
| Manufacture of cement, lime and plaster | 7 | 1,712 | 180 | - | 1,892 | 1,891 | 16,778 | 1,620 | - | 21,305 |
| Manufacture of articles of concrete, cement and plaster | 58 | 2,460 | 339 | - | 2,799 | 2,732 | 8,059 | 1,247 | - | 10,157 |
| Manufacture of non-metallic mineral products n.e.c.. | 11 | 1,305 | 287 | 2 | 1,594 | 1,589 | 7,853 | 1,700 | - | 10,758 |
| MANUFACTURE OF BASIC IRON AND STEEL..... | 8 | 1,028 | 135 | 3 | 1,166 | 1,164 | 7,875 | 935 | 7 | 11,788 |
| Manufacture of basic iron and steel..... | 8 | 1,028 | 135 | 3 | 1,166 | 1,164 | 7,875 | 935 | 7 | 11,788 |
| MANUFACTURE OF FABRICATED METAL PRODUCTS EXCEPT MACHINERY AND EQUIPMENT | 51 | 2,137 | 372 | 20 | 2,529 | 2,482 | 11,695 | 1,813 | 302 | 15,460 |
| Manufacture of structural metal products, tanks, reservoirs and containers of metal | 26 | 616 | 70 | 7 | 693 | 661 | 2,617 | 277 | 137 | 3,568 |
| Manufacture of cutlery, hand tools and general hardware | 8 | 430 | 108 | - | 538 | 530 | 2,009 | 515 | - | 2,807 |
| Manufacture of other fabricated metal products | 17 | 1,091 | 194 | 13 | 1,298 | 1,291 | 7,070 | 1,022 | 165 | 9,085 |
| MANUFACTURE OF MACHINERY AND EQUIPMENT N.E.C. | 15 | 263 | 25 | 4 | 292 | 275 | 1,065 | 59 | 71 | 1,216 |
| Manufacture of pumps, compressors, taps and valves.. | - | - | - | - | - | - | - | - | - | - |
| Manufacture of ovens, furnaces and furnace burners.. | 5 | 61 | 10 | 1 | 72 | 64 | 139 | 21 | 11 | 174 |
| Manufacture of other general purpose machinery..... | 1 | 10 | - | - | 10 | 10 | 36 | - | - | 36 |
| Manufacture of machinery for food and beverage processing | 8 | 183 | 13 | 3 | 199 | 192 | 869 | 34 | 60 | 980 |
| Manufacture of accumulators, primary cells and and primary batteries | 1 | 9 | 2 | - | 11 | 9 | 22 | 4 | - | 26 |
| MANUFACTURE OF MOTOR VEHICLES, TRAILERS & SEMI-TRAILERS | 11 | 1,580 | 150 | 5 | 1,735 | 1,729 | 10,738 | 950 | 692 | 14,996 |
| Manufacture of bodies for motor vehicles..... | 10 | 1,543 | 145 | 5 | 1,693 | 1,689 | 10,558 | 938 | 692 | 14,804 |
| Manufacture of parts and accessories for motor vehicles and their engines..... | 1 | 37 | 5 | - | 42 | 40 | 181 | 12 | - | 192 |
| MANUFACTURE OF FURNITURE; MANUFACTURING N.E.C. | 119 | 3,565 | 601 | 3 | 4,169 | 3,979 | 16,505 | 3,535 | 37 | 21,743 |
| Manufacture of furniture; manufacturing n.e.c..... | 119 | 3,565 | 601 | 3 | 4,169 | 3,979 | 16,505 | 3,535 | 37 | 21,743 |
| T O T A L | 788 | 70,092 | 25,489 | 135 | 95,716 | 95,015 | 412,670 | 122,215 | 6,019 | 601,980 |

1. Details may not add to row total, because the total include other benifits paid to persons not classified by sex and nationality.

NUMBER OF PERSONS ENGAGED BY SEX, NATIONALITY, TOTAL WAGES AND SALARIES
AND INDUSTRIAL GROUP - PUBLIC, 1999/2000(1992 E.F.Y)

TABLE 4.12

| INDUSTRIAL GROUP | NO.OF ESTAB. | NO. OF PERSONS ENGAGED | | | | NO. OF EMPLOY. | 1 WAGES AND SALARIES(IN'000 BIRR) | | | | |
|---|-----------------|------------------------|--------|-----------------|--------|-------------------|--------------------------------------|--------|-----------------|---------|--|
| | | ETHIOPIANS | | FOREIG- NERS | TOTAL | | ETHIOPIANS | | FOREIG- NERS | TOTAL | |
| | | MALE | FEMALE | | | | MALE | FEMALE | | | |
| MANUFACTURE OF FOOD PRODUCTS AND BEVERAGES..... | 48 | 14,306 | 2,651 | - | 16,957 | 16,957 | 94,700 | 20,328 | - | 131,562 | |
| Production, processing and preserving of meat, fruit and vegetables | 3 | 975 | 66 | - | 1,041 | 1,041 | 4,235 | 480 | - | 5,125 | |
| Manufacture of vegetable and animal oils and fats... | 6 | 829 | 157 | - | 986 | 986 | 4,831 | 736 | - | 5,935 | |
| Manufacture of dairy products | 1 | 176 | 69 | - | 245 | 245 | 637 | 162 | - | 862 | |
| Manufacture of grain mill products | 9 | 1,270 | 231 | - | 1,501 | 1,501 | 7,359 | 1,809 | - | 10,252 | |
| Manufacture of prepared animal feeds | 2 | 144 | 28 | - | 172 | 172 | 553 | 103 | - | 733 | |
| Manufacture of bakery products | 5 | 967 | 329 | - | 1,296 | 1,296 | 6,495 | 2,000 | - | 9,291 | |
| Manufacture of sugar and sugar confectionery | 4 | 5,983 | 431 | - | 6,414 | 6,414 | 42,857 | 5,466 | - | 56,688 | |
| Manufacture of macaroni and spaghetti..... | 3 | 231 | 129 | - | 360 | 360 | 1,548 | 689 | - | 2,917 | |
| Manufacture of food products n.e.c. | 3 | 449 | 44 | - | 493 | 493 | 1,834 | 351 | - | 2,279 | |
| Distilling, rectifying and blending of spirits | 4 | 309 | 246 ✓ | - | 555 | 555 | 2,571 | 2,042 | - | 4,896 | |
| Manufacture of wines | 2 | 378 | 188 ✓ | - | 566 | 566 | 2,061 | 1,008 | - | 3,489 | |
| Manufacture of malt liquors and malt | 4 | 1,737 | 486 ✓ | - | 2,223 | 2,223 | 15,171 | 4,010 | - | 21,902 | |
| Manufacture of soft drinks & production of mineral waters | 2 | 858 | 247 ✓ | - | 1,105 | 1,105 | 4,547 | 1,471 | - | 7,193 | |
| MANUFACTURE OF TOBACCO PRODUCTS | 1 | 510 | 344 | - | 854 | 854 | 6,646 | 1,783 | - | 9,821 | |
| Manufacture of tobacco products..... | 1 | 510 | 344 | - | 854 | 854 | 6,646 | 1,783 | - | 9,821 | |
| MANUFACTURE OF TEXTILES | 19 | 10,050 | 6,466 | 35 | 16,551 | 16,551 | 47,679 | 23,060 | 2,110 | 78,289 | |
| Spinning, weaving and finishing of textiles | 17 | 8,361 | 5,492 | 35 | 13,888 | 13,888 | 40,259 | 19,712 | 2,110 | 66,694 | |
| Manufacture of cordage, rope, twine and netting | 2 | 1,689 | 974 | - | 2,663 | 2,663 | 7,421 | 3,347 | - | 11,595 | |
| Knitting mills | - | - | - | - | - | - | - | - | - | - | |
| MANUFACTURE OF WEARING APPAREL, EXCEPT FUR APPAREL.... | 4 | 503 | 1,320 | - | 1,823 | 1,823 | 2,529 | 3,787 | - | 6,933 | |
| Manufacture of wearing apparel except fur apparel... | 4 | 503 | 1,320 | - | 1,823 | 1,823 | 2,529 | 3,787 | - | 6,933 | |
| TANNING AND DRESSING OF LEATHER; MANUFACTURE OF FOOTWEAR, LUGGAGE AND HANDBAGS | 7 | 2,698 | 1,319 | - | 4,017 | 4,017 | 19,744 | 8,897 | - | 31,407 | |
| Tanning and dressing of leather, luggage and handbags | 4 | 1,453 | 316 | - | 1,769 | 1,769 | 11,076 | 2,893 | - | 16,027 | |
| Manufacture of footwear..... | 3 | 1,245 | 1,003 | - | 2,248 | 2,248 | 8,668 | 6,005 | - | 15,380 | |
| MANUFACTURE OF WOOD AND OF PRODUCTS OF WOOD AND CORK, EXCEPT FURNITURE | 9 | 837 | 196 | - | 1,033 | 1,033 | 4,515 | 1,316 | - | 6,429 | |
| Manufacture of wood and of products of wood and cork, except furniture..... | 9 | 837 | 196 | - | 1,033 | 1,033 | 4,515 | 1,316 | - | 6,429 | |
| MANUFACTURE OF PAPER, PAPER PRODUCTS AND PRINTING..... | 9 | 2,567 | 1,473 | - | 4,040 | 4,040 | 18,485 | 10,897 | - | 31,795 | |
| Manufacture of paper and paper products..... | 2 | 1,103 | 328 | - | 1,431 | 1,431 | 6,269 | 2,164 | - | 9,095 | |
| Publishing and printing services..... | 7 | 1,464 | 1,145 | - | 2,609 | 2,609 | 12,217 | 8,733 | - | 22,701 | |
| MANUFACTURE OF CHEMICALS AND CHEMICAL PRODUCTS..... | 11 | 1,724 | 559 | - | 2,283 | 2,283 | 10,110 | 3,875 | - | 15,632 | |
| Manufacture of basic chemicals, except fertilizers and nitrogen compounds..... | 4 | 891 | 101 | - | 992 | 992 | 4,269 | 621 | - | 5,315 | |
| Manufacture of paints, varnishes and mastics | 2 | 225 | 49 | - | 274 | 274 | 1,461 | 379 | - | 2,122 | |

1. Details may not add to row total, because the total include other benefits paid to persons not classified by sex and nationality.

NUMBER OF PERSONS ENGAGED BY SEX, NATIONALITY, TOTAL WAGES AND SALARIES
AND INDUSTRIAL GROUP - PUBLIC, 1999/2000(1992 E.F.Y)

TABLE 4.12 (Contd..)

| INDUSTRIAL GROUP | NO.OF ESTAB. | NO. OF PERSONS ENGAGED | | | | NO. OF EMPLOY. | 1 WAGES AND SALARIES(IN'000 BIRR) | | | | |
|---|-----------------|------------------------|--------|-----------------|--------|-------------------|--------------------------------------|--------|-----------------|---------|--|
| | | ETHIOPIANS | | FOREIG- NERS | TOTAL | | ETHIOPIANS | | FOREIG- NERS | TOTAL | |
| | | MALE | FEMALE | | | | MALE | FEMALE | | | |
| | | | | | | | | | | | |
| Manufacture of pharmaceuticals, medicinal chemicals and botanical products..... | 1 | 248 | 273 | - | 521 | 521 | 2,297 | 2,162 | - | 5,043 | |
| Manufacture of soap and detergents cleaning and polishing, perfumes and toilet preparations..... | 2 | 304 | 93 | - | 397 | 397 | 1,831 | 508 | - | 2,658 | |
| Manufacture of chemical products n.e.c. | 2 | 56 | 43 | - | 99 | 99 | 251 | 205 | - | 494 | |
| MANUFACTURE OF RUBBER AND PLASTIC PROCDUCTS..... | 4 | 1,117 | 296 | - | 1,413 | 1,413 | 11,578 | 2,274 | - | 16,536 | |
| Manufacture of rubber products..... | 1 | 712 | 97 | - | 809 | 809 | 8,017 | 852 | - | 10,451 | |
| Manufacture of plastic products..... | 3 | 405 | 199 | - | 604 | 604 | 3,561 | 1,422 | - | 6,085 | |
| MANUFACTURE OF OTHER NON-METALLIC MINERAL PRODUCTS ... | 17 | 4,456 | 686 | - | 5,142 | 5,142 | 29,623 | 4,694 | - | 39,167 | |
| Manufacture of glass and glass products..... | 1 | 313 | 79 | - | 392 | 392 | 2,138 | 630 | - | 3,107 | |
| Manufacture of structural clay products | 3 | 309 | 76 | - | 385 | 385 | 1,591 | 370 | - | 2,005 | |
| Manufacture of cement, lime and plaster | 5 | 1,686 | 177 | - | 1,863 | 1,863 | 16,702 | 1,615 | - | 21,224 | |
| Manufacture of articles of concrete, cement and plaster | 5 | 1,286 | 103 | - | 1,389 | 1,389 | 5,292 | 707 | - | 6,832 | |
| Manufacture of non-metallic mineral products n.e.c.. | 3 | 862 | 251 | - | 1,113 | 1,113 | 3,900 | 1,372 | - | 5,999 | |
| MANUFACTURE OF BASIC IRON AND STEEL..... | 3 | 878 | 92 | - | 970 | 970 | 7,200 | 791 | - | 10,953 | |
| Manufacture of basic iron and steel..... | 3 | 878 | 92 | - | 970 | 970 | 7,200 | 791 | - | 10,953 | |
| MANUFACTURE OF FABRICATED METAL PRODUCTS EXCEPT MACHINERY AND EQUIPMENT | 5 | 986 | 228 | - | 1,214 | 1,214 | 6,035 | 1,232 | - | 7,978 | |
| Manufacture of structural metal products, tanks, reservoirs and containers of metal | - | - | - | - | - | - | - | - | - | - | |
| Manufacture of cutlery, hand tools and general hardware | 2 | 299 | 80 | - | 379 | 379 | 1,642 | 421 | - | 2,316 | |
| Manufacture of other fabricated metal products | 3 | 687 | 148 | - | 835 | 835 | 4,393 | 811 | - | 5,662 | |
| MANUFACTURE OF MACHINERY AND EQUIPMENT N.E.C. | - | - | - | - | - | - | - | - | - | - | |
| Manufacture of pumps, compressors, taps and valves.. | - | - | - | - | - | - | - | - | - | - | |
| Manufacture of ovens, furnaces and furnace burners.. | - | - | - | - | - | - | - | - | - | - | |
| Manufacture of other general purpose machinery..... | - | - | - | - | - | - | - | - | - | - | |
| Manufacture of machinery for food and beverage processing | - | - | - | - | - | - | - | - | - | - | |
| Manufacture of accumulators, primary cells and and primary batteries | - | - | - | - | - | - | - | - | - | - | |
| MANUFACTURE OF MOTOR VEHICLES,TRAILERS & SEMI-TRAILERS | 1 | 86 | 13 | - | 99 | 99 | 651 | 67 | - | 764 | |
| Manufacture of bodies for motor vehicles..... | 1 | 86 | 13 | - | 99 | 99 | 651 | 67 | - | 764 | |
| Manufacture of parts and accessories for motor vehicles and their engines..... | - | - | - | - | - | - | - | - | - | - | |
| MANUFACTURE OF FURNITURE; MANUFACTURING N.E.C. | 7 | 323 | 163 | - | 486 | 486 | 1,920 | 917 | - | 3,161 | |
| Manufacture of furniture; manufacturing n.e.c..... | 7 | 323 | 163 | - | 486 | 486 | 1,920 | 917 | - | 3,161 | |
| T O T A L | 145 | 41,041 | 15,806 | 35 | 56,882 | 56,882 | 261,416 | 83,919 | 2,110 | 390,427 | |

1. Details may not add to row total, because the total include other benifits paid to persons not classified by sex and nationality.

NUMBER OF PERSONS ENGAGED BY SEX, NATIONALITY, TOTAL WAGES AND SALARIES
AND INDUSTRIAL GROUP - PRIVATE, 1999/2000(1992 E.F.Y)

TABLE 4.13

| INDUSTRIAL GROUP | NO.OF ESTAB. | NO. OF PERSONS ENGAGED | | | | NO. OF EMPLOY. | 1 WAGES AND SALARIES(IN'000 BIRR) | | | |
|---|-----------------|------------------------|--------|-----------------|--------|-------------------|--------------------------------------|--------|-----------------|--------|
| | | ETHIOPIANS | | FOREIG- NERS | TOTAL | | ETHIOPIANS | | FOREIG- NERS | TOTAL |
| | | MALE | FEMALE | | | | MALE | FEMALE | | |
| MANUFACTURE OF FOOD PRODUCTS AND BEVERAGES..... | 187 | 8,842 | 2,739 | 9 | 11,590 | 11,367 | 46,662 | 12,040 | 587 | 65,903 |
| Production, processing and preserving of meat, fruit and vegetables | 6 | 1,949 | 557 | - | 2,506 | 2,506 | 9,997 | 3,233 | - | 14,099 |
| Manufacture of vegetable and animal oils and fats... | 21 | 477 | 43 | - | 520 | 474 | 1,698 | 123 | - | 1,880 |
| Manufacture of dairy products | - | - | - | - | - | - | - | - | - | - |
| Manufacture of grain mill products | 41 | 1,657 | 347 | - | 2,004 | 1,967 | 7,568 | 1,396 | - | 9,708 |
| Manufacture of prepared animal feeds | 1 | 9 | 1 | - | 10 | 9 | 13 | 4 | - | 16 |
| Manufacture of bakery products | 90 | 1,536 | 723 | - | 2,259 | 2,145 | 5,036 | 1,512 | - | 6,820 |
| Manufacture of sugar and sugar confectionery | 5 | 48 | 17 | - | 65 | 55 | 72 | 23 | - | 96 |
| Manufacture of macaroni and spaghetti..... | 1 | 44 | 23 | - | 67 | 67 | 240 | 123 | - | 422 |
| Manufacture of food products n.e.c. | 6 | 254 | 56 | - | 310 | 301 | 866 | 121 | - | 1,114 |
| Distilling, rectifying and blending of spirits | 6 | 84 | 51 | - | 135 | 129 | 447 | 172 | - | 646 |
| Manufacture of wines | - | - | - | - | - | - | - | - | - | - |
| Manufacture of malt liquors and malt | 2 | 490 | 199 | 9 | 698 | 698 | 5,398 | 1,364 | 587 | 8,526 |
| Manufacture of soft drinks & production of mineral waters | 8 | 2,294 | 722 | - | 3,016 | 3,016 | 15,328 | 3,969 | - | 22,576 |
| MANUFACTURE OF TOBACCO PRODUCTS | - | - | - | - | - | - | - | - | - | - |
| Manufacture of tobacco products..... | - | - | - | - | - | - | - | - | - | - |
| MANUFACTURE OF TEXTILES | 17 | 4,914 | 2,250 | 39 | 7,203 | 7,196 | 25,427 | 5,075 | 1,872 | 33,445 |
| Spinning, weaving and finishing of textiles | 10 | 4,854 | 2,167 | 39 | 7,060 | 7,060 | 25,266 | 4,930 | 1,872 | 33,134 |
| Manufacture of cordage, rope, twine and netting | - | - | - | - | - | - | - | - | - | - |
| Knitting mills | 7 | 60 | 83 | - | 143 | 136 | 161 | 145 | - | 312 |
| MANUFACTURE OF WEARING APPAREL, EXCEPT FUR APPAREL.... | 21 | 955 | 994 | 1 | 1,950 | 1,929 | 4,075 | 3,566 | 11 | 8,315 |
| Manufacture of wearing apparel except fur apparel.... | 21 | 955 | 994 | 1 | 1,950 | 1,929 | 4,075 | 3,566 | 11 | 8,315 |
| TANNING AND DRESSING OF LEATHER; MANUFACTURE OF FOOTWEAR, LUGGAGE AND HANDBAGS | 46 | 2,253 | 760 | 4 | 3,017 | 2,972 | 14,983 | 4,368 | 106 | 21,525 |
| Tanning and dressing of leather, luggage and handbags | 11 | 1,432 | 398 | 3 | 1,833 | 1,825 | 11,206 | 2,935 | 106 | 16,225 |
| Manufacture of footwear..... | 35 | 821 | 362 | 1 | 1,184 | 1,147 | 3,777 | 1,433 | - | 5,299 |
| MANUFACTURE OF WOOD AND OF PRODUCTS OF WOOD AND CORK, EXCEPT FURNITURE | 7 | 96 | 6 | 3 | 105 | 91 | 348 | 5 | 18 | 374 |
| Manufacture of wood and of products of wood and cork, except furniture..... | 7 | 96 | 6 | 3 | 105 | 91 | 348 | 5 | 18 | 374 |
| MANUFACTURE OF PAPER, PAPER PRODUCTS AND PRINTING..... | 55 | 1,198 | 668 | 5 | 1,871 | 1,848 | 6,930 | 2,869 | 197 | 10,527 |
| Manufacture of paper and paper products..... | 5 | 122 | 117 | - | 239 | 238 | 816 | 559 | - | 1,554 |
| Publishing and printing services..... | 50 | 1,076 | 551 | 5 | 1,632 | 1,610 | 6,115 | 2,310 | 197 | 8,974 |
| MANUFACTURE OF CHEMICALS AND CHEMICAL PRODUCTS..... | 29 | 1,354 | 670 | 1 | 2,025 | 2,012 | 7,803 | 3,289 | - | 12,251 |
| Manufacture of basic chemicals, except fertilizers and nitrogen compounds..... | - | - | - | - | - | - | - | - | - | - |
| Manufacture of paints, varnishes and mastics | 6 | 210 | 64 | - | 274 | 274 | 1,463 | 419 | - | 2,093 |

1. Details may not add to row total, because the total include other benefits paid to persons not classified by sex and nationality.

NUMBER OF PERSONS ENGAGED BY SEX, NATIONALITY, TOTAL WAGES AND SALARIES
AND INDUSTRIAL GROUP - PRIVATE, 1999/2000(1992 E.F.Y)

TABLE 4.13 (Contd..)

| INDUSTRIAL GROUP | NO.OF ESTAB. | NO. OF PERSONS ENGAGED | | | | NO. OF EMPLOY. | 1 WAGES AND SALARIES(IN'000 BIRR) | | | |
|--|-----------------|------------------------|--------|-----------------|--------|-------------------|--------------------------------------|--------|-----------------|---------|
| | | ETHIOPIANS | | FOREIG- NERS | TOTAL | | ETHIOPIANS | | FOREIG- NERS | TOTAL |
| | | MALE | FEMALE | | | | MALE | FEMALE | | |
| Manufacture of pharmaceuticals, medicinal chemicals and botanical products..... | 3 | 275 | 285 | - | 560 | 559 | 2,224 | 1,366 | - | 4,141 |
| Manufacture of soap and detergents cleaning and polishing, perfumes and toilet preparations..... | 16 | 833 | 285 | 1 | 1,119 | 1,112 | 3,946 | 1,359 | - | 5,623 |
| Manufacture of chemical products n.e.c. | 4 | 36 | 36 | - | 72 | 67 | 170 | 145 | - | 395 |
| MANUFACTURE OF RUBBER AND PLASTIC PRODCUTS..... | 25 | 1,255 | 488 | 1 | 1,744 | 1,731 | 5,596 | 1,854 | 9 | 7,997 |
| Manufacture of rubber products..... | 4 | 137 | 34 | - | 171 | 165 | 820 | 197 | - | 1,178 |
| Manufacture of plastic products..... | 21 | 1,118 | 454 | 1 | 1,573 | 1,566 | 4,776 | 1,657 | 9 | 6,818 |
| MANUFACTURE OF OTHER NON-METALLIC MINERAL PRODUCTS ... | 68 | 1,884 | 321 | 2 | 2,207 | 2,127 | 7,359 | 945 | - | 8,870 |
| Manufacture of glass and glass products..... | 2 | 105 | 45 | - | 150 | 150 | 286 | 73 | - | 427 |
| Manufacture of structural clay products | 3 | 136 | 1 | - | 137 | 130 | 276 | - | - | 279 |
| Manufacture of cement, lime and plaster | 2 | 26 | 3 | - | 29 | 28 | 77 | 4 | - | 82 |
| Manufacture of articles of concrete, cement and plaster | 53 | 1,174 | 236 | - | 1,410 | 1,343 | 2,767 | 540 | - | 3,325 |
| Manufacture of non-metallic mineral products n.e.c.. | 8 | 443 | 36 | 2 | 481 | 476 | 3,953 | 327 | - | 4,758 |
| MANUFACTURE OF BASIC IRON AND STEEL..... | 5 | 150 | 43 | 3 | 196 | 194 | 675 | 144 | 7 | 835 |
| Manufacture of basic iron and steel..... | 5 | 150 | 43 | 3 | 196 | 194 | 675 | 144 | 7 | 835 |
| MANUFACTURE OF FABRICATED METAL PRODUCTS EXCEPT MACHINERY AND EQUIPMENT | 46 | 1,151 | 144 | 20 | 1,315 | 1,268 | 5,660 | 581 | 302 | 7,482 |
| Manufacture of structural metal products, tanks, reservoirs and containers of metal | 26 | 616 | 70 | 7 | 693 | 661 | 2,617 | 277 | 137 | 3,568 |
| Manufacture of cutlery, hand tools and general hardware | 6 | 131 | 28 | - | 159 | 151 | 366 | 93 | - | 491 |
| Manufacture of other fabricated metal products | 14 | 404 | 46 | 13 | 463 | 456 | 2,677 | 211 | 165 | 3,423 |
| MANUFACTURE OF MACHINERY AND EQUIPMENT N.E.C. | 15 | 263 | 25 | 4 | 292 | 275 | 1,065 | 59 | 71 | 1,216 |
| Manufacture of pumps, compressors, taps and valves.. | - | - | - | - | - | - | - | - | - | - |
| Manufacture of ovens, furnaces and furnace burners.. | 5 | 61 | 10 | 1 | 72 | 64 | 139 | 21 | 11 | 174 |
| Manufacture of other general purpose machinery..... | 1 | 10 | - | - | 10 | 10 | 36 | - | - | 36 |
| Manufacture of machinery for food and beverage processing | 8 | 183 | 13 | 3 | 199 | 192 | 869 | 34 | 60 | 980 |
| Manufacture of accumulators, primary cells and and primary battries | 1 | 9 | 2 | - | 11 | 9 | 22 | 4 | - | 26 |
| MANUFACTURE OF MOTOR VEHICLES,TRAILERS & SEMI-TRAILERS | 10 | 1,494 | 137 | 5 | 1,636 | 1,630 | 10,087 | 882 | 692 | 14,232 |
| Manufacture of bodies for motor vehicles..... | 9 | 1,457 | 132 | 5 | 1,594 | 1,590 | 9,907 | 871 | 692 | 14,040 |
| Manufacture of parts and accessories for motor vehicles and their engines..... | 1 | 37 | 5 | - | 42 | 40 | 181 | 12 | - | 192 |
| MANUFACTURE OF FURNITURE; MANUFACTURING N.E.C. | 112 | 3,242 | 438 | 3 | 3,683 | 3,493 | 14,585 | 2,618 | 37 | 18,582 |
| Manufacture of furniture; manufacturing n.e.c..... | 112 | 3,242 | 438 | 3 | 3,683 | 3,493 | 14,585 | 2,618 | 37 | 18,582 |
| T O T A L | 643 | 29,051 | 9,683 | 100 | 38,834 | 38,133 | 151,254 | 38,296 | 3,909 | 211,554 |

1. Details may not add to row total, because the total include other benifits paid to persons not classified by sex and nationality.

**NUMBER OF PERMANENT EMPLOYEES* BY WAGES AND SALARIES GROUP - PUBLIC AND PRIVATE
1999/2000(1992 E.F.Y)**

TABLE 4.14

| INDUSTRIAL GROUP | NO. OF ESTAB. | UNDER 105 | 105-299 | 300-499 | 500-699 | 700-999 | 1000- 1449 | 1500- 1999 | 2000 & OVER | TOTAL |
|---|------------------|--------------|---------|---------|---------|---------|---------------|---------------|----------------|--------|
| MANUFACTURE OF FOOD PRODUCTS AND BEVERAGES..... | 235 | 649 | 6,025 | 7,123 | 3,796 | 3,793 | 2,366 | 1,326 | 344 | 25,422 |
| Production, processing and preserving of meat, fruit and vegetables | 9 | 86 | 346 | 1,248 | 357 | 214 | 142 | 65 | 12 | 2,470 |
| Manufacture of vegetable and animal oils and fats... | 27 | 33 | 513 | 417 | 97 | 163 | 60 | 37 | 6 | 1,326 |
| Manufacture of dairy products | 1 | - | 395 | 121 | 44 | 14 | 15 | 17 | 1 | 607 |
| Manufacture of grain mill products | 50 | 45 | 1,260 | 953 | 374 | 375 | 232 | 97 | 35 | 3,371 |
| Manufacture of prepared animal feeds | 3 | 1 | 109 | 27 | 17 | 12 | 8 | 1 | 2 | 177 |
| Manufacture of bakery products | 95 | 460 | 1,365 | 564 | 415 | 171 | 136 | 56 | 17 | 3,184 |
| Manufacture of sugar and sugar confectionery | 9 | 3 | 785 | 1,207 | 1,096 | 1,259 | 812 | 488 | 120 | 5,770 |
| Manufacture of macaroni and spaghetti..... | 4 | - | 97 | 180 | 49 | 38 | 23 | 11 | 3 | 401 |
| Manufacture of food products n.e.c. | 9 | 18 | 230 | 117 | 27 | 37 | 41 | 23 | 7 | 500 |
| Distilling, rectifying and blending of spirits | 10 | 3 | 126 | 119 | 217 | 69 | 106 | 66 | 11 | 717 |
| Manufacture of wines | 2 | - | 36 | 294 | 132 | 67 | 48 | 17 | 4 | 598 |
| Manufacture of malt liquors and malt | 6 | - | 168 | 264 | 533 | 767 | 361 | 269 | 70 | 2,432 |
| Manufacture of soft drinks & production of mineral waters | 10 | - | 595 | 1,612 | 438 | 607 | 382 | 179 | 56 | 3,869 |
| MANUFACTURE OF TOBACCO PRODUCTS | 1 | - | 2 | 34 | 392 | 438 | 267 | 133 | 18 | 1,284 |
| Manufacture of tobacco products..... | 1 | - | 2 | 34 | 392 | 438 | 267 | 133 | 18 | 1,284 |
| MANUFACTURE OF TEXTILES | 36 | 55 | 9,836 | 7,392 | 2,279 | 1,580 | 719 | 259 | 64 | 22,184 |
| Spinning, weaving and finishing of textiles | 27 | 11 | 8,096 | 5,967 | 2,127 | 1,460 | 671 | 238 | 60 | 18,630 |
| Manufacture of cordage, rope, twine and netting | 2 | - | 1,640 | 1,413 | 142 | 113 | 47 | 21 | 4 | 3,380 |
| Knitting mills | 7 | 44 | 100 | 12 | 10 | 7 | 1 | - | - | 174 |
| MANUFACTURE OF WEARING APPAREL, EXCEPT FUR APPAREL.... | 25 | 13 | 2,548 | 1,086 | 143 | 193 | 73 | 47 | 11 | 4,114 |
| Manufacture of wearing apparel except fur apparel... | 25 | 13 | 2,548 | 1,086 | 143 | 193 | 73 | 47 | 11 | 4,114 |
| TANNING AND DRESSING OF LEATHER; MANUFACTURE OF FOOTWEAR, LUGGAGE AND HANDBAGS | 53 | 62 | 1,370 | 1,202 | 1,065 | 1,812 | 842 | 290 | 68 | 6,711 |
| Tanning and dressing of leather, luggage and handbags | 15 | 2 | 646 | 386 | 391 | 1,034 | 628 | 241 | 59 | 3,387 |
| Manufacture of footwear..... | 38 | 60 | 724 | 816 | 674 | 778 | 214 | 49 | 9 | 3,324 |
| MANUFACTURE OF WOOD AND OF PRODUCTS OF WOOD AND CORK, EXCEPT FURNITURE | 16 | - | 212 | 376 | 129 | 128 | 72 | 32 | 6 | 955 |
| Manufacture of wood and of products of wood and cork, except furniture..... | 16 | - | 212 | 376 | 129 | 128 | 72 | 32 | 6 | 955 |
| MANUFACTURE OF PAPER, PAPER PRODUCTS AND PRINTING..... | 64 | 83 | 1,024 | 1,012 | 839 | 1,094 | 815 | 370 | 144 | 5,381 |
| Manufacture of paper and paper products..... | 7 | - | 269 | 322 | 288 | 136 | 110 | 88 | 97 | 1,310 |
| Publishing and printing services..... | 57 | 83 | 755 | 690 | 551 | 958 | 705 | 282 | 47 | 4,071 |
| MANUFACTURE OF CHEMICALS AND CHEMICAL PRODUCTS..... | 40 | 70 | 922 | 929 | 409 | 725 | 394 | 199 | 58 | 3,706 |
| Manufacture of basic chemicals, except fertilizers and nitrogen compounds..... | 4 | 2 | 179 | 169 | 111 | 180 | 109 | 60 | 11 | 821 |
| Manufacture of paints, varnishes and mastics | 8 | 4 | 96 | 84 | 62 | 110 | 76 | 32 | 19 | 483 |

* The number of employees refers to the number of permanent employees in the month of June, according to the Ethiopian Fiscal Year

**NUMBER OF PERMANENT EMPLOYEES* BY WAGES AND SALARIES GROUP - PUBLIC AND PRIVATE
1999/2000(1992 E.F.Y)**

TABLE 4.14 (Contd..)

| INDUSTRIAL GROUP | NO. OF ESTAB. | UNDER 105 | 105-299 | 300-499 | 500-699 | 700-999 | 1000- 1449 | 1500- 1999 | 2000 & OVER | TOTAL |
|---|------------------|--------------|---------------|---------------|---------------|---------------|---------------|---------------|----------------|---------------|
| Manufacture of pharmaceuticals, medicinal chemicals and botanical products..... | 4 | 5 | 231 | 317 | 102 | 266 | 132 | 70 | 16 | 1,139 |
| Manufacture of soap and detergents cleaning and polishing, perfumes and toilet preparations..... | 18 | 57 | 328 | 284 | 116 | 162 | 74 | 36 | 11 | 1,068 |
| Manufacture of chemical products n.e.c. | 6 | 2 | 88 | 75 | 18 | 7 | 3 | 1 | 1 | 195 |
| MANUFACTURE OF RUBBER AND PLASTIC PROCDUCTS..... | 29 | 33 | 1,028 | 551 | 264 | 481 | 403 | 253 | 50 | 3,063 |
| Manufacture of rubber products..... | 5 | 1 | 182 | 113 | 102 | 170 | 216 | 169 | 33 | 986 |
| Manufacture of plastic products..... | 24 | 32 | 846 | 438 | 162 | 311 | 187 | 84 | 17 | 2,077 |
| MANUFACTURE OF OTHER NON-METALLIC MINERAL PRODUCTS ... | 85 | 59 | 1,514 | 1,124 | 666 | 904 | 630 | 318 | 81 | 5,296 |
| Manufacture of glass and glass products..... | 3 | - | 31 | 84 | 70 | 39 | 79 | 28 | 8 | 339 |
| Manufacture of structural clay products | 6 | - | 183 | 111 | 39 | 24 | 14 | 8 | 1 | 380 |
| Manufacture of cement, lime and plaster | 7 | 7 | 144 | 210 | 207 | 428 | 295 | 204 | 43 | 1,538 |
| Manufacture of articles of concrete, cement and plaster | 58 | 51 | 947 | 339 | 151 | 152 | 125 | 28 | 11 | 1,804 |
| Manufacture of non-metallic mineral products n.e.c.. | 11 | 1 | 209 | 380 | 199 | 261 | 117 | 50 | 18 | 1,235 |
| MANUFACTURE OF BASIC IRON AND STEEL..... | 8 | 17 | 180 | 109 | 183 | 298 | 275 | 95 | 28 | 1,185 |
| Manufacture of basic iron and steel..... | 8 | 17 | 180 | 109 | 183 | 298 | 275 | 95 | 28 | 1,185 |
| MANUFACTURE OF FABRICATED METAL PRODUCTS EXCEPT MACHINERY AND EQUIPMENT | 51 | 64 | 656 | 426 | 290 | 365 | 240 | 127 | 42 | 2,210 |
| Manufacture of structural metal products, tanks, reservoirs and containers of metal | 26 | 41 | 187 | 109 | 68 | 75 | 27 | 22 | 7 | 536 |
| Manufacture of cutlery, hand tools and general hardware | 8 | 15 | 160 | 164 | 76 | 78 | 26 | 16 | 2 | 537 |
| Manufacture of other fabricated metal products | 17 | 8 | 309 | 153 | 146 | 212 | 187 | 89 | 33 | 1,137 |
| MANUFACTURE OF MACHINERY AND EQUIPMENT N.E.C. | 15 | 22 | 114 | 56 | 28 | 29 | 15 | 2 | 3 | 269 |
| Manufacture of pumps, compressors, taps and valves.. | - | - | - | - | - | - | - | - | - | - |
| Manufacture of ovens, furnaces and furnace burners.. | 5 | 8 | 36 | 21 | 5 | - | 1 | - | - | 71 |
| Manufacture of other general purpose machinery..... | 1 | - | 6 | 4 | 3 | - | 1 | - | - | 14 |
| Manufacture of machinery for food and beverage processing | 8 | 12 | 68 | 26 | 20 | 29 | 13 | 2 | 3 | 173 |
| Manufacture of accumulators, primary cells and and primary batteries | 1 | 2 | 4 | 5 | - | - | - | - | - | 11 |
| MANUFACTURE OF MOTOR VEHICLES, TRAILERS & SEMI-TRAILERS | 11 | 1 | 156 | 335 | 153 | 238 | 233 | 96 | 32 | 1,244 |
| Manufacture of bodies for motor vehicles..... | 10 | - | 150 | 329 | 150 | 232 | 228 | 94 | 32 | 1,215 |
| Manufacture of parts and accessories for motor vehicles and their engines..... | 1 | 1 | 6 | 6 | 3 | 6 | 5 | 2 | - | 29 |
| MANUFACTURE OF FURNITURE; MANUFACTURING N.E.C. | 119 | 223 | 1,110 | 677 | 437 | 506 | 260 | 95 | 22 | 3,330 |
| Manufacture of furniture; manufacturing n.e.c..... | 119 | 223 | 1,110 | 677 | 437 | 506 | 260 | 95 | 22 | 3,330 |
| T O T A L | 788 | 1,351 | 26,697 | 22,432 | 11,073 | 12,584 | 7,604 | 3,642 | 971 | 86,354 |

* The number of employees refers to the number of permanent employees in the month of june, according to the Ethiopian Fiscal Year

NUMBER OF PRODUCTION, APPARENTECES AND TEMPORARY WORKERS BY SEX, NATIONALITY AND INDUSTRIAL GROUP - PUBLIC AND PRIVATE
1999/2000(1992 E.F.Y)

TABLE 4.15

| INDUSTRIAL GROUP | NO. OF ESTAB. | NUMBER OF PERMANENT PRODUCTION WORKERS | | | | NUMBER OF PAID APPARENTECES | | | NUMBER OF UNPAID APPARENTECES | | | NUMBER OF SEASONAL AND TEMPORARY WORKERS |
|--|---------------|--|--------|------------|--------|-----------------------------|--------|-------|-------------------------------|--------|-------|--|
| | | ETHIOPIANS | | FOREIGNERS | TOTAL | MALE | FEMALE | TOTAL | MALE | FEMALE | TOTAL | |
| | | MALE | FEMALE | | | | | | | | | |
| MANUFACTURE OF FOOD PRODUCTS AND BEVERAGES..... | 235 | 8,777 | 2,901 | - | 11,678 | 12 | 7 | 19 | 13 | 8 | 21 | 4,910 |
| Production, processing and preserving of meat, fruit and vegetables | 9 | 819 | 384 | - | 1,203 | - | - | - | - | - | - | 1,229 |
| Manufacture of vegetable and animal oils and fats... | 27 | 393 | 28 | - | 421 | 3 | - | 3 | 2 | 4 | 6 | 305 |
| Manufacture of dairy products | 1 | 17 | 15 | - | 32 | - | - | - | - | - | - | - |
| Manufacture of grain mill products | 50 | 1,349 | 214 | - | 1,563 | - | - | - | 2 | - | 2 | 442 |
| Manufacture of prepared animal feeds | 3 | 66 | 19 | - | 85 | - | - | - | - | - | - | 13 |
| Manufacture of bakery products | 95 | 1,323 | 631 | - | 1,954 | 7 | 4 | 11 | 9 | 3 | 12 | 458 |
| Manufacture of sugar and sugar confectionery | 9 | 2,903 | 171 | - | 3,074 | 2 | 3 | 5 | - | - | - | 894 |
| Manufacture of macaroni and spaghetti..... | 4 | 120 | 132 | - | 252 | - | - | - | - | - | - | 59 |
| Manufacture of food products n.e.c. | 9 | 185 | 57 | - | 242 | - | - | - | - | - | - | 342 |
| Distilling, rectifying and blending of spirits | 10 | 139 | 161 | - | 300 | - | - | - | - | - | - | 2 |
| Manufacture of wines | 2 | 147 | 119 | - | 266 | - | - | - | - | - | - | 2 |
| Manufacture of malt liquors and malt | 6 | 513 | 363 | - | 876 | - | - | - | - | 1 | 1 | 513 |
| Manufacture of soft drinks & production of mineral waters | 10 | 803 | 607 | - | 1,410 | - | - | - | - | - | - | 651 |
| MANUFACTURE OF TOBACCO PRODUCTS | 1 | 269 | 208 | - | 477 | - | - | - | - | - | - | - |
| Manufacture of tobacco products..... | 1 | 269 | 208 | - | 477 | - | - | - | - | - | - | - |
| MANUFACTURE OF TEXTILES | 36 | 7,085 | 7,596 | 63 | 14,744 | - | - | - | - | 2 | 2 | 4,055 |
| Spinning, weaving and finishing of textiles | 27 | 6,081 | 6,643 | 63 | 12,787 | - | - | - | - | 1 | 1 | 3,815 |
| Manufacture of cordage, rope, twine and netting | 2 | 969 | 877 | - | 1,846 | - | - | - | - | 1 | 1 | 237 |
| Knitting mills | 7 | 35 | 76 | - | 111 | - | - | - | - | - | - | 3 |
| MANUFACTURE OF WEARING APPAREL, EXCEPT FUR APPAREL.... | 25 | 859 | 2,002 | - | 2,861 | - | - | - | - | 1 | 1 | 120 |
| Manufacture of wearing apparel except fur apparel.... | 25 | 859 | 2,002 | - | 2,861 | - | - | - | - | 1 | 1 | 120 |
| TANNING AND DRESSING OF LEATHER; MANUFACTURE OF FOOTWEAR, LUGGAGE AND HANDBAGS | 53 | 2,921 | 1,506 | 1 | 4,428 | 2 | 5 | 7 | 2 | 3 | 5 | 436 |
| Tanning and dressing of leather, luggage and handbags | 15 | 1,598 | 438 | - | 2,036 | - | - | - | - | - | - | 304 |
| Manufacture of footwear..... | 38 | 1,323 | 1,068 | 1 | 2,392 | 2 | 5 | 7 | 2 | 3 | 5 | 132 |
| MANUFACTURE OF WOOD AND OF PRODUCTS OF WOOD AND CORK, EXCEPT FURNITURE | 16 | 443 | 81 | 1 | 525 | 4 | - | 4 | - | - | - | 209 |
| Manufacture of wood and of products of wood and cork, except furniture..... | 16 | 443 | 81 | 1 | 525 | 4 | - | 4 | - | - | - | 209 |
| MANUFACTURE OF PAPER, PAPER PRODUCTS AND PRINTING..... | 64 | 1,786 | 1,384 | - | 3,170 | 4 | 1 | 5 | 10 | 14 | 24 | 734 |
| Manufacture of paper and paper products..... | 7 | 433 | 300 | - | 733 | - | - | - | 2 | - | 2 | 435 |
| Publishing and printing services..... | 57 | 1,353 | 1,084 | - | 2,437 | 4 | 1 | 5 | 8 | 14 | 22 | 299 |
| MANUFACTURE OF CHEMICALS AND CHEMICAL PRODUCTS..... | 40 | 1,244 | 846 | - | 2,090 | - | 2 | 2 | - | - | - | 823 |
| Manufacture of basic chemicals, except fertilizers and nitrogen compounds..... | 4 | 379 | 15 | - | 394 | - | 2 | 2 | - | - | - | 199 |
| Manufacture of paints, varnishes and mastics | 8 | 188 | 36 | - | 224 | - | - | - | - | - | - | 66 |

NUMBER OF PRODUCTION, APPARENTICES AND TEMPORARY WORKERS BY SEX, NATIONALITY AND INDUSTRIAL GROUP - PUBLIC AND PRIVATE
1999/2000(1992 E.F.Y)

TABLE 4.15 (Contd..)

| INDUSTRIAL GROUP | NO. OF ESTAB. | NUMBER OF PERMANENT PRODUCTION WORKERS | | | | NUMBER OF PAID APPARENTICES | | | NUMBER OF UNPAID APPARENTICES | | | NUMBER OF SEASONAL AND TEMPORARY WORKERS |
|--|---------------|--|--------|------------|--------|-----------------------------|--------|-------|-------------------------------|--------|-------|--|
| | | ETHIOPIANS | | FOREIGNERS | TOTAL | MALE | FEMALE | TOTAL | MALE | FEMALE | TOTAL | |
| | | MALE | FEMALE | | | | | | | | | |
| Manufacture of pharmaceuticals, medicinal chemicals and botanical products..... | 4 | 268 | 448 | - | 716 | - | - | - | - | - | - | 18 |
| Manufacture of soap and detergents cleaning and polishing, perfumes and toilet preparations..... | 18 | 337 | 278 | - | 615 | - | - | - | - | - | - | 540 |
| Manufacture of chemical products n.e.c. | 6 | 72 | 69 | - | 141 | - | - | - | - | - | - | - |
| MANUFACTURE OF RUBBER AND PLASTIC PROCDUCTS..... | 29 | 1,343 | 428 | - | 1,771 | - | - | - | - | - | - | 305 |
| Manufacture of rubber products..... | 5 | 638 | 34 | - | 672 | - | - | - | - | - | - | 15 |
| Manufacture of plastic products..... | 24 | 705 | 394 | - | 1,099 | - | - | - | - | - | - | 290 |
| MANUFACTURE OF OTHER NON-METALLIC MINERAL PRODUCTS ... | 85 | 2,511 | 454 | - | 2,965 | 9 | 7 | 16 | 38 | 27 | 65 | 2,082 |
| Manufacture of glass and glass products..... | 3 | 157 | 40 | - | 197 | 7 | 7 | 14 | 38 | 27 | 65 | 139 |
| Manufacture of structural clay products | 6 | 176 | 48 | - | 224 | - | - | - | - | - | - | 169 |
| Manufacture of cement, lime and plaster | 7 | 691 | 29 | - | 720 | - | - | - | - | - | - | 395 |
| Manufacture of articles of concrete, cement and plaster | 58 | 894 | 185 | - | 1,079 | 2 | - | 2 | - | - | - | 1,029 |
| Manufacture of non-metallic mineral products n.e.c.. | 11 | 593 | 152 | - | 745 | - | - | - | - | - | - | 350 |
| MANUFACTURE OF BASIC IRON AND STEEL..... | 8 | 698 | 43 | - | 741 | - | - | - | 1 | - | 1 | 37 |
| Manufacture of basic iron and steel..... | 8 | 698 | 43 | - | 741 | - | - | - | 1 | - | 1 | 37 |
| MANUFACTURE OF FABRICATED METAL PRODUCTS EXCEPT MACHINERY AND EQUIPMENT | 51 | 1,200 | 119 | 13 | 1,332 | 22 | - | 22 | 12 | 1 | 13 | 313 |
| Manufacture of structural metal products, tanks, reservoirs and containers of metal | 26 | 364 | 25 | - | 389 | 16 | - | 16 | 9 | 1 | 10 | 131 |
| Manufacture of cutlery, hand tools and general hardware | 8 | 218 | 56 | - | 274 | - | - | - | - | - | - | 38 |
| Manufacture of other fabricated metal products | 17 | 618 | 38 | 13 | 669 | 6 | - | 6 | 3 | - | 3 | 144 |
| MANUFACTURE OF MACHINERY AND EQUIPMENT N.E.C. | 15 | 184 | 4 | - | 188 | 21 | - | 21 | 6 | - | 6 | 1 |
| Manufacture of pumps, compressors, taps and valves.. | - | - | - | - | - | - | - | - | - | - | - | - |
| Manufacture of ovens, furnaces and furnace burners.. | 5 | 41 | 2 | - | 43 | - | - | - | - | - | - | - |
| Manufacture of other general purpose machinery..... | 1 | 7 | - | - | 7 | - | - | - | - | - | - | - |
| Manufacture of machinery for food and beverage processing | 8 | 128 | 2 | - | 130 | 21 | - | 21 | 6 | - | 6 | 1 |
| Manufacture of accumulators, primary cells and and primary batteries | 1 | 8 | - | - | 8 | - | - | - | - | - | - | - |
| MANUFACTURE OF MOTOR VEHICLES, TRAILERS & SEMI-TRAILERS | 11 | 885 | 57 | 2 | 944 | 10 | 2 | 12 | 6 | - | 6 | 448 |
| Manufacture of bodies for motor vehicles..... | 10 | 868 | 57 | 2 | 927 | 4 | 2 | 6 | - | - | - | 448 |
| Manufacture of parts and accessories for motor vehicles and their engines..... | 1 | 17 | - | - | 17 | 6 | - | 6 | 6 | - | 6 | - |
| MANUFACTURE OF FURNITURE; MANUFACTURING N.E.C. | 119 | 2,106 | 257 | 1 | 2,364 | 107 | 6 | 113 | 58 | - | 58 | 464 |
| Manufacture of furniture; manufacturing n.e.c..... | 119 | 2,106 | 257 | 1 | 2,364 | 107 | 6 | 113 | 58 | - | 58 | 464 |
| T O T A L | 788 | 32,311 | 17,886 | 81 | 50,278 | 191 | 30 | 221 | 146 | 56 | 202 | 14,937 |

NUMBER OF ADMINISTRATIVE, TECHNICAL, CLERICAL AND OFFICE WORKERS BY SEX, NATIONALITY
AND INDUSTRIAL GROUP - PUBLIC AND PRIVATE
1999/2000(1992 E.F.Y)

TABLE 4.16

| INDUSTRIAL GROUP | NO. OF ESTAB. | NO. OF ADMINISTRATIVE, TECHNICAL, CLERICAL AND OFFICE WORKERS | | | |
|---|------------------|--|--------|------------|--------|
| | | ETHIOPIANS | | FOREIGNERS | TOTAL |
| | | MALE | FEMALE | | |
| MANUFACTURE OF FOOD PRODUCTS AND BEVERAGES..... | 235 | 9,269 | 2,418 | 9 | 11,696 |
| Production, processing and preserving of meat, fruit and vegetables | 9 | 876 | 239 | - | 1,115 |
| Manufacture of vegetable and animal oils and fats... | 27 | 562 | 163 | - | 725 |
| Manufacture of dairy products | 1 | 159 | 54 | - | 213 |
| Manufacture of grain mill products | 50 | 1,104 | 357 | - | 1,461 |
| Manufacture of prepared animal feeds | 3 | 73 | 10 | - | 83 |
| Manufacture of bakery products | 95 | 632 | 374 | - | 1,006 |
| Manufacture of sugar and sugar confectionery | 9 | 2,223 | 273 | - | 2,496 |
| Manufacture of macaroni and spaghetti..... | 4 | 96 | 20 | - | 116 |
| Manufacture of food products n.e.c. | 9 | 168 | 42 | - | 210 |
| Distilling, rectifying and blending of spirits | 10 | 248 | 134 | - | 382 |
| Manufacture of wines | 2 | 229 | 69 | - | 298 |
| Manufacture of malt liquors and malt | 6 | 1,201 | 321 | 9 | 1,531 |
| Manufacture of soft drinks & production of mineral waters | 10 | 1,698 | 362 | - | 2,060 |
| MANUFACTURE OF TOBACCO PRODUCTS | 1 | 241 | 136 | - | 377 |
| Manufacture of tobacco products..... | 1 | 241 | 136 | - | 377 |
| MANUFACTURE OF TEXTILES | 36 | 3,817 | 1,118 | 11 | 4,946 |
| Spinning, weaving and finishing of textiles | 27 | 3,319 | 1,015 | 11 | 4,345 |
| Manufacture of cordage, rope, twine and netting | 2 | 483 | 96 | - | 579 |
| Knitting mills | 7 | 15 | 7 | - | 22 |
| MANUFACTURE OF WEARING APPAREL, EXCEPT FUR APPAREL.... | 25 | 463 | 306 | 1 | 770 |
| Manufacture of wearing apparel except fur apparel... | 25 | 463 | 306 | 1 | 770 |
| TANNING AND DRESSING OF LEATHER; MANUFACTURE OF FOOTWEAR, LUGGAGE AND HANDBAGS | 53 | 1,563 | 547 | 3 | 2,113 |
| Tanning and dressing of leather, luggage and handbags | 15 | 977 | 274 | 3 | 1,254 |
| Manufacture of footwear..... | 38 | 586 | 273 | - | 859 |
| MANUFACTURE OF WOOD AND OF PRODUCTS OF WOOD AND CORK, EXCEPT FURNITURE | 16 | 269 | 117 | - | 386 |
| Manufacture of wood and of products of wood and cork, except furniture..... | 16 | 269 | 117 | - | 386 |
| MANUFACTURE OF PAPER, PAPER PRODUCTS AND PRINTING..... | 64 | 1,216 | 735 | 4 | 1,955 |
| Manufacture of paper and paper products..... | 7 | 354 | 145 | - | 499 |
| Publishing and printing services..... | 57 | 862 | 590 | 4 | 1,456 |
| MANUFACTURE OF CHEMICALS AND CHEMICAL PRODUCTS..... | 40 | 1,005 | 375 | - | 1,380 |
| Manufacture of basic chemicals, except fertilizers and nitrogen compounds..... | 4 | 313 | 84 | - | 397 |
| Manufacture of paints, varnishes and mastics | 8 | 181 | 77 | - | 258 |

NUMBER OF ADMINISTRATIVE, TECHNICAL, CLERICAL AND OFFICE WORKERS BY SEX, NATIONALITY
AND INDUSTRIAL GROUP - PUBLIC AND PRIVATE
1999/2000(1992 E.F.Y)

TABLE 4.16 (Contd..)

| INDUSTRIAL GROUP | NO. OF ESTAB. | NO. OF ADMINISTRATIVE, TECHNICAL, CLERICAL AND OFFICE WORKERS | | | |
|---|------------------|--|--------|------------|--------|
| | | ETHIOPIANS | | FOREIGNERS | TOTAL |
| | | MALE | FEMALE | | |
| Manufacture of pharmaceuticals, medicinal chemicals and botanical products..... | 4 | 237 | 109 | - | 346 |
| Manufacture of soap and detergents cleaning and polishing, perfumes and toilet preparations..... | 18 | 256 | 98 | - | 354 |
| Manufacture of chemical products n.e.c. | 6 | 18 | 7 | - | 25 |
| MANUFACTURE OF RUBBER AND PLASTIC PRODUCTS..... | 29 | 717 | 351 | - | 1,068 |
| Manufacture of rubber products..... | 5 | 193 | 94 | - | 287 |
| Manufacture of plastic products..... | 24 | 524 | 257 | - | 781 |
| MANUFACTURE OF OTHER NON-METALLIC MINERAL PRODUCTS ... | 85 | 1,645 | 496 | - | 2,141 |
| Manufacture of glass and glass products..... | 3 | 77 | 50 | - | 127 |
| Manufacture of structural clay products | 6 | 94 | 28 | - | 122 |
| Manufacture of cement, lime and plaster | 7 | 626 | 150 | - | 776 |
| Manufacture of articles of concrete, cement and plaster | 58 | 489 | 133 | - | 622 |
| Manufacture of non-metallic mineral products n.e.c.. | 11 | 359 | 135 | - | 494 |
| MANUFACTURE OF BASIC IRON AND STEEL..... | 8 | 291 | 92 | 2 | 385 |
| Manufacture of basic iron and steel..... | 8 | 291 | 92 | 2 | 385 |
| MANUFACTURE OF FABRICATED METAL PRODUCTS EXCEPT MACHINERY AND EQUIPMENT | 51 | 557 | 242 | 2 | 801 |
| Manufacture of structural metal products, tanks, reservoirs and containers of metal | 26 | 77 | 35 | 2 | 114 |
| Manufacture of cutlery, hand tools and general hardware | 8 | 166 | 52 | - | 218 |
| Manufacture of other fabricated metal products | 17 | 314 | 155 | - | 469 |
| MANUFACTURE OF MACHINERY AND EQUIPMENT N.E.C. | 15 | 40 | 15 | 4 | 59 |
| Manufacture of pumps, compressors, taps and valves.. | - | - | - | - | - |
| Manufacture of ovens, furnaces and furnace burners.. | 5 | 15 | 5 | 1 | 21 |
| Manufacture of other general purpose machinery..... | 1 | 3 | - | - | 3 |
| Manufacture of machinery for food and beverage processing | 8 | 22 | 9 | 3 | 34 |
| Manufacture of accumulators, primary cells and and primary batteries | 1 | - | 1 | - | 1 |
| MANUFACTURE OF MOTOR VEHICLES, TRAILERS & SEMI-TRAILERS | 11 | 226 | 90 | 3 | 319 |
| Manufacture of bodies for motor vehicles..... | 10 | 220 | 85 | 3 | 308 |
| Manufacture of parts and accessories for motor vehicles and their engines..... | 1 | 6 | 5 | - | 11 |
| MANUFACTURE OF FURNITURE; MANUFACTURING N.E.C. | 119 | 671 | 307 | 2 | 980 |
| Manufacture of furniture; manufacturing n.e.c..... | 119 | 671 | 307 | 2 | 980 |
| T O T A L | 788 | 21,990 | 7,345 | 41 | 29,376 |

NUMBER OF WORKING PROPRIETORS, ACTIVE PARTNERS AND FAMILY WORKERS BY SEX, NATIONALITY
AND INDUSTRIAL GROUP - PRIVATE 1999/2000(1992 E.F.Y)

TABLE 4.17

| INDUSTRIAL GROUP | NO. OF ESTAB. | NUMBER OF WORKING PROPRIETORS, ACTIVE PARTNERS AND FAMILY WORKERS | | | |
|---|------------------|--|--------|------------|-------|
| | | ETHIOPIANS | | FOREIGNERS | TOTAL |
| | | MALE | FEMALE | | |
| MANUFACTURE OF FOOD PRODUCTS AND BEVERAGES..... | 187 | 167 | 56 | - | 223 |
| Production, processing and preserving of meat, fruit and vegetables | 6 | - | - | - | - |
| Manufacture of vegetable and animal oils and fats... | 21 | 41 | 5 | - | 46 |
| Manufacture of dairy products | - | - | - | - | - |
| Manufacture of grain mill products | 41 | 30 | 7 | - | 37 |
| Manufacture of prepared animal feeds | 1 | 1 | - | - | 1 |
| Manufacture of bakery products | 90 | 74 | 40 | - | 114 |
| Manufacture of sugar and sugar confectionery | 5 | 9 | 1 | - | 10 |
| Manufacture of macaroni and spaghetti..... | 1 | - | - | - | - |
| Manufacture of food products n.e.c. | 6 | 8 | 1 | - | 9 |
| Distilling, rectifying and blending of spirits | 6 | 4 | 2 | - | 6 |
| Manufacture of wines | - | - | - | - | - |
| Manufacture of malt liquors and malt | 2 | - | - | - | - |
| Manufacture of soft drinks & production of mineral waters | 8 | - | - | - | - |
| MANUFACTURE OF TOBACCO PRODUCTS | - | - | - | - | - |
| Manufacture of tobacco products..... | - | - | - | - | - |
| MANUFACTURE OF TEXTILES | 17 | 7 | - | - | 7 |
| Spinning, weaving and finishing of textiles | 10 | - | - | - | - |
| Manufacture of cordage, rope, twine and netting | - | - | - | - | - |
| Knitting mills | 7 | 7 | - | - | 7 |
| MANUFACTURE OF WEARING APPAREL, EXCEPT FUR APPAREL.... | 21 | 16 | 5 | - | 21 |
| Manufacture of wearing apparel except fur apparel... | 21 | 16 | 5 | - | 21 |
| TANNING AND DRESSING OF LEATHER; MANUFACTURE OF FOOTWEAR, LUGGAGE AND HANDBAGS | 46 | 27 | 18 | - | 45 |
| Tanning and dressing of leather, luggage and handbags | 11 | 6 | 2 | - | 8 |
| Manufacture of footwear..... | 35 | 21 | 16 | - | 37 |
| MANUFACTURE OF WOOD AND OF PRODUCTS OF WOOD AND CORK, EXCEPT FURNITURE | 7 | 8 | 4 | 2 | 14 |
| Manufacture of wood and of products of wood and cork, except furniture..... | 7 | 8 | 4 | 2 | 14 |
| MANUFACTURE OF PAPER, PAPER PRODUCTS AND PRINTING..... | 55 | 15 | 7 | 1 | 23 |
| Manufacture of paper and paper products..... | 5 | 1 | - | - | 1 |
| Publishing and printing services..... | 50 | 14 | 7 | 1 | 22 |
| MANUFACTURE OF CHEMICALS AND CHEMICAL PRODUCTS..... | 29 | 6 | 6 | 1 | 13 |
| Manufacture of basic chemicals, except fertilizers and nitrogen compounds..... | - | - | - | - | - |
| Manufacture of paints, varnishes and mastics | 6 | - | - | - | - |

NUMBER OF WORKING PROPRIETORS, ACTIVE PARTNERS AND FAMILY WORKERS BY SEX, NATIONALITY
AND INDUSTRIAL GROUP - PRIVATE 1999/2000(1992 E.F.Y)

TABLE 4.17(Contd..)

| INDUSTRIAL GROUP | NO. OF ESTAB. | NUMBER OF WORKING PROPRIETORS, ACTIVE PARTNERS AND FAMILY WORKERS | | | |
|---|------------------|--|--------|------------|-------|
| | | ETHIOPIANS | | FOREIGNERS | TOTAL |
| | | MALE | FEMALE | | |
| Manufacture of pharmaceuticals, medicinal chemicals and botanical products..... | 3 | - | 1 | - | 1 |
| Manufacture of soap and detergents cleaning and polishing, perfumes and toilet preparations..... | 16 | 4 | 2 | 1 | 7 |
| Manufacture of chemical products n.e.c. | 4 | 2 | 3 | - | 5 |
| MANUFACTURE OF RUBBER AND PLASTIC PROCDUCTS..... | 25 | 7 | 5 | 1 | 13 |
| Manufacture of rubber products..... | 4 | 3 | 3 | - | 6 |
| Manufacture of plastic products..... | 21 | 4 | 2 | 1 | 7 |
| MANUFACTURE OF OTHER NON-METALLIC MINERAL PRODUCTS ... | 68 | 55 | 23 | 2 | 80 |
| Manufacture of glass and glass products..... | 2 | - | - | - | - |
| Manufacture of structural clay products | 3 | 6 | 1 | - | 7 |
| Manufacture of cement, lime and plaster | 2 | - | 1 | - | 1 |
| Manufacture of articles of concrete, cement and plaster | 53 | 46 | 21 | - | 67 |
| Manufacture of non-metallic mineral products n.e.c.. | 8 | 3 | - | 2 | 5 |
| MANUFACTURE OF BASIC IRON AND STEEL..... | 5 | 1 | - | 1 | 2 |
| Manufacture of basic iron and steel..... | 5 | 1 | - | 1 | 2 |
| MANUFACTURE OF FABRICATED METAL PRODUCTS EXCEPT MACHINERY AND EQUIPMENT | 46 | 33 | 10 | 4 | 47 |
| Manufacture of structural metal products, tanks, reservoirs and containers of metal | 26 | 19 | 9 | 4 | 32 |
| Manufacture of cutlery, hand tools and general hardware | 6 | 8 | - | - | 8 |
| Manufacture of other fabricated metal products | 14 | 6 | 1 | - | 7 |
| MANUFACTURE OF MACHINERY AND EQUIPMENT N.E.C. | 15 | 11 | 6 | - | 17 |
| Manufacture of pumps, compressors, taps and valves.. | - | - | - | - | - |
| Manufacture of ovens, furnaces and furnace burners.. | 5 | 5 | 3 | - | 8 |
| Manufacture of other general purpose machinery..... | 1 | - | - | - | - |
| Manufacture of machinery for food and beverage processing | 8 | 5 | 2 | - | 7 |
| Manufacture of accumulators, primary cells and and primary batteries | 1 | 1 | 1 | - | 2 |
| MANUFACTURE OF MOTOR VEHICLES,TRAILERS & SEMI-TRAILERS | 10 | 5 | 1 | - | 6 |
| Manufacture of bodies for motor vehicles..... | 9 | 3 | 1 | - | 4 |
| Manufacture of parts and accessories for motor vehicles and their engines..... | 1 | 2 | - | - | 2 |
| MANUFACTURE OF FURNITURE; MANUFACTURING N.E.C. | 112 | 159 | 31 | - | 190 |
| Manufacture of furniture; manufacturing n.e.c..... | 112 | 159 | 31 | - | 190 |
| T O T A L | 643 | 517 | 172 | 12 | 701 |

BASIC WAGES AND SALARIES, COMMISSION, BONUSES, ALLOWANCES, FOOD AND LODGING AND SUPPLEMENTS
TO WAGES AND SALARIES BY INDUSTRIAL GROUP - PUBLIC AND PRIVATE
1999/2000(1992 E.F.Y)

TABLE 4.18

(IN '000 BIRR)

| INDUSTRIAL GROUP | NO. OF ESTAB. | WAGES AND SALARIES | | | | SUPPLEMENTS TO WAGES AND SALARIES |
|---|------------------|------------------------------|---|------------------------|---------|--|
| | | BASIC WAGES & SALARIES | COMMISSION BONUSES AND ALLOWANCES | FOOD AND LODGING | TOTAL | |
| MANUFACTURE OF FOOD PRODUCTS AND BEVERAGES..... | 235 | 174,317 | 12,336 | 10,811 | 197,465 | 8,995 |
| Production, processing and preserving of meat, fruit and vegetables | 9 | 17,945 | 746 | 533 | 19,224 | 839 |
| Manufacture of vegetable and animal oils and fats... | 27 | 7,388 | 102 | 325 | 7,815 | 311 |
| Manufacture of dairy products | 1 | 800 | 41 | 21 | 862 | 136 |
| Manufacture of grain mill products | 50 | 18,133 | 1,308 | 519 | 19,960 | 1,191 |
| Manufacture of prepared animal feeds | 3 | 671 | 42 | 36 | 749 | 23 |
| Manufacture of bakery products | 95 | 15,043 | 704 | 365 | 16,111 | 599 |
| Manufacture of sugar and sugar confectionery | 9 | 48,417 | 2,263 | 6,105 | 56,785 | 2,287 |
| Manufacture of macaroni and spaghetti..... | 4 | 2,600 | 505 | 234 | 3,339 | 85 |
| Manufacture of food products n.e.c. | 9 | 3,172 | 119 | 102 | 3,393 | 126 |
| Distilling, rectifying and blending of spirits | 10 | 5,233 | 282 | 27 | 5,542 | 172 |
| Manufacture of wines | 2 | 3,069 | 230 | 191 | 3,489 | 174 |
| Manufacture of malt liquors and malt | 6 | 26,531 | 2,777 | 1,119 | 30,428 | 1,299 |
| Manufacture of soft drinks & production of mineral waters | 10 | 25,316 | 3,218 | 1,235 | 29,769 | 1,754 |
| MANUFACTURE OF TOBACCO PRODUCTS | 1 | 8,430 | 928 | 464 | 9,821 | 459 |
| Manufacture of tobacco products..... | 1 | 8,430 | 928 | 464 | 9,821 | 459 |
| MANUFACTURE OF TEXTILES | 36 | 105,223 | 3,933 | 2,579 | 111,735 | 3,901 |
| Spinning, weaving and finishing of textiles | 27 | 94,149 | 3,306 | 2,372 | 99,828 | 3,601 |
| Manufacture of cordage, rope, twine and netting | 2 | 10,768 | 624 | 203 | 11,595 | 300 |
| Knitting mills | 7 | 305 | 3 | 4 | 312 | - |
| MANUFACTURE OF WEARING APPAREL, EXCEPT FUR APPAREL.... | 25 | 13,967 | 818 | 462 | 15,248 | 824 |
| Manufacture of wearing apparel except fur apparel... | 25 | 13,967 | 818 | 462 | 15,248 | 824 |
| TANNING AND DRESSING OF LEATHER; MANUFACTURE OF FOOTWEAR, LUGGAGE AND HANDBAGS | 53 | 48,099 | 3,096 | 1,738 | 52,932 | 3,040 |
| Tanning and dressing of leather, luggage and handbags | 15 | 28,216 | 2,553 | 1,484 | 32,253 | 2,161 |
| Manufacture of footwear..... | 38 | 19,882 | 543 | 254 | 20,680 | 879 |
| MANUFACTURE OF WOOD AND OF PRODUCTS OF WOOD AND CORK, EXCEPT FURNITURE | 16 | 6,203 | 331 | 269 | 6,802 | 383 |
| Manufacture of wood and of products of wood and cork, except furniture..... | 16 | 6,203 | 331 | 269 | 6,802 | 383 |
| MANUFACTURE OF PAPER, PAPER PRODUCTS AND PRINTING..... | 64 | 39,378 | 1,693 | 1,252 | 42,322 | 1,429 |
| Manufacture of paper and paper products..... | 7 | 9,807 | 437 | 405 | 10,648 | 290 |
| Publishing and printing services..... | 57 | 29,571 | 1,256 | 847 | 31,674 | 1,139 |
| MANUFACTURE OF CHEMICALS AND CHEMICAL PRODUCTS..... | 40 | 25,076 | 1,308 | 1,499 | 27,883 | 1,690 |
| Manufacture of basic chemicals, except fertilizers and nitrogen compounds..... | 4 | 4,891 | 121 | 303 | 5,315 | 454 |
| Manufacture of paints, varnishes and mastics | 8 | 3,722 | 333 | 161 | 4,215 | 280 |

**BASIC WAGES AND SALARIES, COMMISSION, BONUSES, ALLOWANCES, FOOD AND LODGING AND SUPPLEMENTS
TO WAGES AND SALARIES BY INDUSTRIAL GROUP - PUBLIC AND PRIVATE
1999/2000(1992 E.F.Y)**

TABLE 4.18(Contd..)

(IN '000 BIRR)

| INDUSTRIAL GROUP | NO. OF ESTAB. | WAGES AND SALARIES | | | | SUPPLEMENTS TO WAGES AND SALARIES |
|---|------------------|------------------------------|---|------------------------|----------------|--|
| | | BASIC WAGES & SALARIES | COMMISSION BONUSES AND ALLOWANCES | FOOD AND LODGING | TOTAL | |
| and botanical products..... | 4 | 8,049 | 393 | 741 | 9,183 | 567 |
| Manufacture of soap and detergents cleaning and polishing, perfumes and toilet preparations..... | 18 | 7,644 | 422 | 214 | 8,280 | 292 |
| Manufacture of chemical products n.e.c. | 6 | 771 | 38 | 80 | 889 | 96 |
| MANUFACTURE OF RUBBER AND PLASTIC PRODUCTS..... | 29 | 21,311 | 2,321 | 901 | 24,532 | 527 |
| Manufacture of rubber products..... | 5 | 9,886 | 1,142 | 600 | 11,629 | 26 |
| Manufacture of plastic products..... | 24 | 11,424 | 1,179 | 301 | 12,904 | 500 |
| MANUFACTURE OF OTHER NON-METALLIC MINERAL PRODUCTS ... | 85 | 42,622 | 3,571 | 1,844 | 48,037 | 1,990 |
| Manufacture of glass and glass products..... | 3 | 3,127 | 319 | 88 | 3,534 | 153 |
| Manufacture of structural clay products | 6 | 2,238 | - | 46 | 2,284 | 92 |
| Manufacture of cement, lime and plaster | 7 | 18,398 | 2,354 | 553 | 21,305 | 885 |
| Manufacture of articles of concrete, cement and plaster | 58 | 9,306 | 572 | 279 | 10,157 | 308 |
| Manufacture of non-metallic mineral products n.e.c.. | 11 | 9,552 | 326 | 879 | 10,758 | 551 |
| MANUFACTURE OF BASIC IRON AND STEEL..... | 8 | 8,817 | 2,249 | 721 | 11,788 | 551 |
| Manufacture of basic iron and steel..... | 8 | 8,817 | 2,249 | 721 | 11,788 | 551 |
| MANUFACTURE OF FABRICATED METAL PRODUCTS EXCEPT MACHINERY AND EQUIPMENT | 51 | 13,811 | 734 | 915 | 15,460 | 538 |
| Manufacture of structural metal products, tanks, reservoirs and containers of metal | 26 | 3,031 | 375 | 162 | 3,568 | 20 |
| Manufacture of cutlery, hand tools and general hardware | 8 | 2,523 | 54 | 229 | 2,807 | 181 |
| Manufacture of other fabricated metal products | 17 | 8,256 | 305 | 523 | 9,085 | 336 |
| MANUFACTURE OF MACHINERY AND EQUIPMENT N.E.C. | 15 | 1,195 | 15 | 6 | 1,216 | 13 |
| Manufacture of pumps, compressors, taps and valves.. | - | - | - | - | - | - |
| Manufacture of ovens, furnaces and furnace burners.. | 5 | 171 | 3 | - | 174 | - |
| Manufacture of other general purpose machinery..... | 1 | 36 | - | - | 36 | - |
| Manufacture of machinery for food and beverage processing | 8 | 962 | 12 | 6 | 980 | 13 |
| Manufacture of accumulators, primary cells and and primary batteries | 1 | 26 | - | - | 26 | - |
| MANUFACTURE OF MOTOR VEHICLES, TRAILERS & SEMI-TRAILERS | 11 | 12,380 | 634 | 1,982 | 14,996 | 1,054 |
| Manufacture of bodies for motor vehicles..... | 10 | 12,188 | 634 | 1,982 | 14,804 | 1,054 |
| Manufacture of parts and accessories for motor vehicles and their engines..... | 1 | 192 | - | - | 192 | - |
| MANUFACTURE OF FURNITURE; MANUFACTURING N.E.C. | 119 | 20,078 | 983 | 682 | 21,743 | 825 |
| Manufacture of furniture; manufacturing n.e.c..... | 119 | 20,078 | 983 | 682 | 21,743 | 825 |
| T O T A L | 788 | 540,904 | 34,949 | 26,127 | 601,980 | 26,218 |

**BASIC WAGES AND SALARIES OF PRODUCTION WORKERS AND SEASONAL AND TEMPORARY WORKERS BY SEX,
NATIONALITY AND INDUSTRIAL GROUP - PUBLIC AND PRIVATE 1999/2000(1992 E.F.Y)**

TABLE 4.19

(IN '000 BIRR)

| INDUSTRIAL GROUP | NO. OF ESTAB. | WAGES AND SALARIES OF PRODUCTION WORKERS | | | | SALARY OF PAID APPARENTECES | | | WAGES AND SALARIES OF SEASONAL AND TEMPORARY WORKERS |
|---|------------------|--|--------|------------|--------|--------------------------------|--------|-------|--|
| | | ETHIOPIANS | | FOREIGNERS | TOTAL | MALE | FEMALE | TOTAL | |
| | | MALE | FEMALE | | | | | | |
| MANUFACTURE OF FOOD PRODUCTS AND BEVERAGES..... | 235 | 48,941 | 14,962 | - | 63,903 | 9 | 9 | 18 | 16,470 |
| Production, processing and preserving of meat, fruit and vegetables | 9 | 4,203 | 1,898 | - | 6,102 | - | - | - | 4,034 |
| Manufacture of vegetable and animal oils and fats... | 27 | 1,676 | 127 | - | 1,803 | 2 | - | 2 | 1,054 |
| Manufacture of dairy products | 1 | 43 | 29 | - | 72 | - | - | - | - |
| Manufacture of grain mill products | 50 | 6,531 | 756 | - | 7,287 | - | - | - | 962 |
| Manufacture of prepared animal feeds | 3 | 200 | 58 | - | 258 | - | - | - | 23 |
| Manufacture of bakery products | 95 | 5,620 | 2,133 | - | 7,753 | 6 | 6 | 12 | 1,659 |
| Manufacture of sugar and sugar confectionery | 9 | 15,557 | 1,982 | - | 17,538 | 2 | 3 | 5 | 4,373 |
| Manufacture of macaroni and spaghetti..... | 4 | 916 | 672 | - | 1,588 | - | - | - | 132 |
| Manufacture of food products n.e.c. | 9 | 754 | 181 | - | 935 | - | - | - | 590 |
| Distilling, rectifying and blending of spirits | 10 | 1,143 | 1,255 | - | 2,398 | - | - | - | 16 |
| Manufacture of wines | 2 | 400 | 473 | - | 873 | - | - | - | 95 |
| Manufacture of malt liquors and malt | 6 | 6,654 | 2,503 | - | 9,157 | - | - | - | 1,781 |
| Manufacture of soft drinks & production of mineral waters | 10 | 5,244 | 2,895 | - | 8,139 | - | - | - | 1,751 |
| MANUFACTURE OF TOBACCO PRODUCTS | 1 | 2,576 | 610 | - | 3,186 | - | - | - | - |
| Manufacture of tobacco products..... | 1 | 2,576 | 610 | - | 3,186 | - | - | - | - |
| MANUFACTURE OF TEXTILES | 36 | 34,314 | 20,036 | 3,371 | 57,721 | - | - | - | 16,665 |
| Spinning, weaving and finishing of textiles | 27 | 30,962 | 16,929 | 3,371 | 51,262 | - | - | - | 15,444 |
| Manufacture of cordage, rope, twine and netting | 2 | 3,249 | 2,985 | - | 6,235 | - | - | - | 1,216 |
| Knitting mills | 7 | 102 | 122 | - | 224 | - | - | - | 5 |
| MANUFACTURE OF WEARING APPAREL, EXCEPT FUR APPAREL.... | 25 | 3,147 | 5,495 | - | 8,642 | - | - | - | 795 |
| Manufacture of wearing apparel except fur apparel... | 25 | 3,147 | 5,495 | - | 8,642 | - | - | - | 795 |
| TANNING AND DRESSING OF LEATHER; MANUFACTURE OF FOOTWEAR, LUGGAGE AND HANDBAGS | 53 | 20,414 | 8,818 | - | 29,232 | 3 | 8 | 11 | 1,240 |
| Tanning and dressing of leather, luggage and handbags | 15 | 12,510 | 2,881 | - | 15,391 | - | - | - | 777 |
| Manufacture of footwear..... | 38 | 7,904 | 5,937 | - | 13,841 | 3 | 8 | 11 | 464 |
| MANUFACTURE OF WOOD AND OF PRODUCTS OF WOOD AND CORK, EXCEPT FURNITURE | 16 | 2,737 | 446 | 18 | 3,200 | 6 | - | 6 | 465 |
| Manufacture of wood and of products of wood and cork, except furniture..... | 16 | 2,737 | 446 | 18 | 3,200 | 6 | - | 6 | 465 |
| MANUFACTURE OF PAPER, PAPER PRODUCTS AND PRINTING..... | 64 | 14,426 | 8,869 | - | 23,295 | 6 | 2 | 7 | 1,820 |
| Manufacture of paper and paper products..... | 7 | 2,970 | 1,706 | - | 4,676 | - | - | - | 1,232 |
| Publishing and printing services..... | 57 | 11,456 | 7,163 | - | 18,618 | 6 | 2 | 7 | 588 |
| MANUFACTURE OF CHEMICALS AND CHEMICAL PRODUCTS..... | 40 | 7,868 | 4,315 | - | 12,183 | 2 | - | 2 | 2,110 |
| Manufacture of basic chemicals, except fertilizers and nitrogen compounds..... | 4 | 1,593 | 94 | - | 1,687 | 2 | - | 2 | 437 |
| Manufacture of paints, varnishes and mastics | 8 | 1,621 | 148 | - | 1,769 | - | - | - | 181 |

**BASIC WAGES AND SALARIES OF PRODUCTION WORKERS AND SEASONAL AND TEMPORARY WORKERS BY SEX,
NATIONALITY AND INDUSTRIAL GROUP - PUBLIC AND PRIVATE 1999/2000(1992 E.F.Y)**

TABLE 4.19(Contd..)

(IN '000 BIRR)

| INDUSTRIAL GROUP | NO. OF ESTAB. | WAGES AND SALARIES OF PRODUCTION WORKERS | | | | SALARY OF PAID APPARENTECES | | | WAGES AND SALARIES OF SEASONAL AND TEMPORARY WORKERS |
|---|------------------|--|--------|------------|---------|--------------------------------|--------|-------|--|
| | | ETHIOPIANS | | FOREIGNERS | TOTAL | MALE | FEMALE | TOTAL | |
| | | MALE | FEMALE | | | | | | |
| and botanical products..... | 4 | 2,054 | 2,587 | - | 4,640 | - | - | - | 66 |
| Manufacture of soap and detergents cleaning and polishing, perfumes and toilet preparations..... | 18 | 2,309 | 1,171 | - | 3,480 | - | - | - | 1,426 |
| Manufacture of chemical products n.e.c. | 6 | 292 | 315 | - | 607 | - | - | - | - |
| MANUFACTURE OF RUBBER AND PLASTIC PROCDUCTS..... | 29 | 11,060 | 1,636 | - | 12,696 | - | - | - | 875 |
| Manufacture of rubber products..... | 5 | 7,216 | 305 | - | 7,521 | - | - | - | 36 |
| Manufacture of plastic products..... | 24 | 3,845 | 1,331 | - | 5,175 | - | - | - | 839 |
| MANUFACTURE OF OTHER NON-METALLIC MINERAL PRODUCTS ... | 85 | 16,845 | 2,064 | - | 18,910 | 19 | 15 | 34 | 4,887 |
| Manufacture of glass and glass products..... | 3 | 1,405 | 241 | - | 1,647 | 16 | 15 | 31 | 361 |
| Manufacture of structural clay products | 6 | 871 | 202 | - | 1,073 | - | - | - | 479 |
| Manufacture of cement, lime and plaster | 7 | 6,937 | 336 | - | 7,273 | - | - | - | 1,515 |
| Manufacture of articles of concrete, cement and plaster | 58 | 3,883 | 536 | - | 4,419 | 3 | - | 3 | 1,917 |
| Manufacture of non-metallic mineral products n.e.c.. | 11 | 3,749 | 750 | - | 4,498 | - | - | - | 615 |
| MANUFACTURE OF BASIC IRON AND STEEL..... | 8 | 4,251 | 157 | - | 4,408 | - | - | - | 107 |
| Manufacture of basic iron and steel..... | 8 | 4,251 | 157 | - | 4,408 | - | - | - | 107 |
| MANUFACTURE OF FABRICATED METAL PRODUCTS EXCEPT MACHINERY AND EQUIPMENT | 51 | 6,343 | 461 | 165 | 6,969 | 22 | - | 22 | 812 |
| Manufacture of structural metal products, tanks, reservoirs and containers of metal | 26 | 1,798 | 74 | - | 1,872 | 21 | - | 21 | 295 |
| Manufacture of cutlery, hand tools and general hardware | 8 | 868 | 170 | - | 1,038 | - | - | - | 72 |
| Manufacture of other fabricated metal products | 17 | 3,677 | 216 | 165 | 4,058 | 1 | - | 1 | 444 |
| MANUFACTURE OF MACHINERY AND EQUIPMENT N.E.C. | 15 | 828 | 16 | - | 844 | 8 | - | 8 | 1 |
| Manufacture of pumps, compressors, taps and valves.. | - | - | - | - | - | - | - | - | - |
| Manufacture of ovens, furnaces and furnace burners.. | 5 | 98 | 6 | - | 104 | - | - | - | - |
| Manufacture of other general purpose machinery..... | 1 | 31 | - | - | 31 | - | - | - | - |
| Manufacture of machinery for food and beverage processing | 8 | 677 | 10 | - | 687 | 8 | - | 8 | 1 |
| Manufacture of accumulators, primary cells and and primary batteries | 1 | 22 | - | - | 22 | - | - | - | - |
| MANUFACTURE OF MOTOR VEHICLES,TRAILERS & SEMI-TRAILERS | 11 | 6,420 | 385 | 334 | 7,139 | 15 | 7 | 22 | 1,772 |
| Manufacture of bodies for motor vehicles..... | 10 | 6,307 | 385 | 334 | 7,026 | 12 | 7 | 19 | 1,772 |
| Manufacture of parts and accessories for motor vehicles and their engines..... | 1 | 113 | - | - | 113 | 3 | - | 3 | - |
| MANUFACTURE OF FURNITURE; MANUFACTURING N.E.C. | 119 | 11,031 | 1,370 | 10 | 12,411 | 129 | 8 | 137 | 1,155 |
| Manufacture of furniture; manufacturing n.e.c..... | 119 | 11,031 | 1,370 | 10 | 12,411 | 129 | 8 | 137 | 1,155 |
| T O T A L | 788 | 191,201 | 69,639 | 3,898 | 264,738 | 218 | 50 | 268 | 49,172 |

BASIC WAGES AND SALARIES OF ADMINISTRATIVE, TECHNICAL, CLERICAL AND OFFICE WORKERS
BY SEX, NATIONALITY AND INDUSTRIAL GROUP - PUBLIC AND PRIVATE
1999/2000(1992 E.F.Y)

TABLE 4.20

(IN '000 BIRR)

| INDUSTRIAL GROUP | NO. OF ESTAB. | WAGES AND SALARIES OF ADMINISTRATIVE, TECHNICAL, CLERICAL AND OFFICE WORKERS | | | |
|---|------------------|---|--------|------------|--------|
| | | ETHIOPIANS | | FOREIGNERS | TOTAL |
| | | MALE | FEMALE | | |
| MANUFACTURE OF FOOD PRODUCTS AND BEVERAGES..... | 206 | 75,942 | 17,397 | 587 | 93,926 |
| Production, processing and preserving of meat, fruit and vegetables | 7 | 5,995 | 1,815 | - | 7,810 |
| Manufacture of vegetable and animal oils and fats.... | 25 | 3,798 | 732 | - | 4,530 |
| Manufacture of dairy products | 1 | 594 | 134 | - | 728 |
| Manufacture of grain mill products | 49 | 7,434 | 2,450 | - | 9,884 |
| Manufacture of prepared animal feeds | 3 | 342 | 48 | - | 390 |
| Manufacture of bakery products | 77 | 4,246 | 1,373 | - | 5,618 |
| Manufacture of sugar and sugar confectionery | 8 | 22,997 | 3,503 | - | 26,500 |
| Manufacture of macaroni and spaghetti..... | 3 | 740 | 141 | - | 881 |
| Manufacture of food products n.e.c. | 9 | 1,356 | 291 | - | 1,647 |
| Distilling, rectifying and blending of spirits | 7 | 1,860 | 959 | - | 2,819 |
| Manufacture of wines | 1 | 1,566 | 535 | - | 2,100 |
| Manufacture of malt liquors and malt | 6 | 12,134 | 2,871 | 587 | 15,592 |
| Manufacture of soft drinks & production of mineral waters | 10 | 12,881 | 2,545 | - | 15,426 |
| MANUFACTURE OF TOBACCO PRODUCTS | 1 | 4,070 | 1,174 | - | 5,244 |
| Manufacture of tobacco products..... | 1 | 4,070 | 1,174 | - | 5,244 |
| MANUFACTURE OF TEXTILES | 34 | 22,127 | 8,098 | 611 | 30,837 |
| Spinning, weaving and finishing of textiles | 26 | 19,118 | 7,714 | 611 | 27,443 |
| Manufacture of cordage, rope, twine and netting | 2 | 2,955 | 362 | - | 3,317 |
| Knitting mills | 6 | 53 | 23 | - | 76 |
| MANUFACTURE OF WEARING APPAREL, EXCEPT FUR APPAREL..... | 25 | 2,662 | 1,858 | 11 | 4,530 |
| Manufacture of wearing apparel except fur apparel..... | 25 | 2,662 | 1,858 | 11 | 4,530 |
| TANNING AND DRESSING OF LEATHER; MANUFACTURE OF FOOTWEAR, LUGGAGE AND HANDBAGS | 50 | 13,070 | 4,440 | 106 | 17,616 |
| Tanning and dressing of leather, luggage and handbags. | 15 | 8,996 | 2,947 | 106 | 12,048 |
| Manufacture of footwear..... | 35 | 4,074 | 1,493 | - | 5,567 |
| MANUFACTURE OF WOOD AND OF PRODUCTS OF WOOD AND CORK, EXCEPT FURNITURE | 15 | 1,655 | 876 | - | 2,531 |
| Manufacture of wood and of products of wood and cork, except furniture..... | 15 | 1,655 | 876 | - | 2,531 |
| MANUFACTURE OF PAPER, PAPER PRODUCTS AND PRINTING..... | 64 | 9,164 | 4,895 | 197 | 14,256 |
| Manufacture of paper and paper products..... | 7 | 2,882 | 1,016 | - | 3,899 |
| Publishing and printing services..... | 57 | 6,282 | 3,879 | 197 | 10,357 |
| MANUFACTURE OF CHEMICALS AND CHEMICAL PRODUCTS..... | 37 | 7,932 | 2,849 | - | 10,781 |
| Manufacture of basic chemicals, except fertilizers and nitrogen compounds..... | 4 | 2,238 | 527 | - | 2,765 |
| Manufacture of paints, varnishes and mastics | 8 | 1,122 | 650 | - | 1,772 |

BY SEX, NATIONALITY AND INDUSTRIAL GROUP - PUBLIC AND PRIVATE
1999/2000(1992 E.F.Y)

TABLE 4.20(Contd..)

(IN '000 BIRR)

| INDUSTRIAL GROUP | NO. OF ESTAB. | WAGES AND SALARIES OF ADMINISTRATIVE, TECHNICAL, CLERICAL AND OFFICE WORKERS | | | |
|---|------------------|---|--------|------------|---------|
| | | ETHIOPIANS | | FOREIGNERS | TOTAL |
| | | MALE | FEMALE | | |
| Manufacture of pharmaceuticals, medicinal chemicals and botanical products..... | 4 | 2,402 | 941 | - | 3,343 |
| Manufacture of soap and detergents cleaning and polishing, perfumes and toilet preparations..... | 18 | 2,042 | 696 | - | 2,738 |
| Manufacture of chemical products n.e.c. | 3 | 128 | 36 | - | 164 |
| MANUFACTURE OF RUBBER AND PLASTIC PRODUCTS..... | 27 | 5,239 | 2,492 | 9 | 7,739 |
| Manufacture of rubber products..... | 5 | 1,585 | 744 | - | 2,329 |
| Manufacture of plastic products..... | 22 | 3,654 | 1,748 | 9 | 5,410 |
| MANUFACTURE OF OTHER NON-METALLIC MINERAL PRODUCTS | 68 | 15,231 | 3,560 | - | 18,790 |
| Manufacture of glass and glass products..... | 2 | 641 | 446 | - | 1,087 |
| Manufacture of structural clay products | 4 | 518 | 168 | - | 686 |
| Manufacture of cement, lime and plaster | 7 | 8,326 | 1,284 | - | 9,611 |
| Manufacture of articles of concrete, cement and plaster | 47 | 2,256 | 711 | - | 2,967 |
| Manufacture of non-metallic mineral products n.e.c.... | 8 | 3,489 | 950 | - | 4,439 |
| MANUFACTURE OF BASIC IRON AND STEEL..... | 7 | 3,518 | 778 | 7 | 4,303 |
| Manufacture of basic iron and steel..... | 7 | 3,518 | 778 | 7 | 4,303 |
| MANUFACTURE OF FABRICATED METAL PRODUCTS EXCEPT MACHINERY AND EQUIPMENT | 48 | 4,519 | 1,352 | 135 | 6,007 |
| Manufacture of structural metal products, tanks, reservoirs and containers of metal | 26 | 503 | 202 | 135 | 841 |
| Manufacture of cutlery, hand tools and general hardware | 7 | 1,068 | 345 | - | 1,413 |
| Manufacture of other fabricated metal products | 15 | 2,948 | 805 | - | 3,753 |
| MANUFACTURE OF MACHINERY AND EQUIPMENT N.E.C. | 13 | 229 | 43 | 71 | 342 |
| Manufacture of pumps, compressors, taps and valves... | - | - | - | - | - |
| Manufacture of ovens, furnaces and furnace burners... | 4 | 41 | 15 | 11 | 67 |
| Manufacture of other general purpose machinery..... | 1 | 5 | - | - | 5 |
| Manufacture of machinery for food and beverage processing | 7 | 183 | 24 | 60 | 267 |
| Manufacture of accumulators, primary cells and and primary batteries | 1 | - | 4 | - | 4 |
| MANUFACTURE OF MOTOR VEHICLES, TRAILERS & SEMI-TRAILERS. | 9 | 2,531 | 558 | 358 | 3,447 |
| Manufacture of bodies for motor vehicles..... | 8 | 2,467 | 546 | 358 | 3,372 |
| Manufacture of parts and accessories for motor vehicles and their engines..... | 1 | 64 | 12 | - | 75 |
| MANUFACTURE OF FURNITURE; MANUFACTURING N.E.C. | 107 | 4,190 | 2,157 | 28 | 6,375 |
| Manufacture of furniture; manufacturing n.e.c..... | 107 | 4,190 | 2,157 | 28 | 6,375 |
| T O T A L | 711 | 172,079 | 52,526 | 2,119 | 226,725 |

NUMBER OF ESTABLISHMENTS AND NUMBER OF PERSONS ENGAGED BY SIZE OF PERSONS ENGAGED
AND INDUSTRIAL GROUP-PUBLIC AND PRIVATE 1999/2000(1992 E.F.Y)

TABLE 4.21

| INDUSTRIAL GROUP | NO. OF ESTABLISHMENTS BY SIZE OF PERSONS ENGAGED | | | | NO. OF PERSONS ENGAGED BY SIZE GROUP | | | |
|--|--|---------|-------------|-------|--------------------------------------|---------|-------------|--------|
| | 10 - 19 | 20 - 49 | 50 AND OVER | TOTAL | 10 - 19 | 20 - 49 | 50 AND OVER | TOTAL |
| MANUFACTURE OF FOOD PRODUCTS AND BEVERAGES..... | 89 | 51 | 95 | 235 | 1,119 | 1,491 | 25,937 | 28,547 |
| Production, processing and preserving of meat, fruit and vegetables | - | - | 9 | 9 | - | - | 3,547 | 3,547 |
| Manufacture of vegetable and animal oils and fats... | 16 | 3 | 8 | 27 | 205 | 93 | 1,208 | 1,506 |
| Manufacture of dairy products | - | - | 1 | 1 | - | - | 245 | 245 |
| Manufacture of grain mill products | 10 | 16 | 24 | 50 | 123 | 470 | 2,912 | 3,505 |
| Manufacture of prepared animal feeds | 1 | - | 2 | 3 | 10 | - | 172 | 182 |
| Manufacture of bakery products | 53 | 25 | 17 | 95 | 673 | 715 | 2,167 | 3,555 |
| Manufacture of sugar and sugar confectionery | 4 | 2 | 3 | 9 | 35 | 65 | 6,379 | 6,479 |
| Manufacture of macaroni and spaghetti..... | - | - | 4 | 4 | - | - | 427 | 427 |
| Manufacture of food products n.e.c. | 2 | 2 | 5 | 9 | 24 | 62 | 717 | 803 |
| Distilling, rectifying and blending of spirits | 3 | 3 | 4 | 10 | 49 | 86 | 555 | 690 |
| Manufacture of wines | - | - | 2 | 2 | - | - | 566 | 566 |
| Manufacture of malt liquors and malt | - | - | 6 | 6 | - | - | 2,921 | 2,921 |
| Manufacture of soft drinks & production of mineral waters | - | - | 10 | 10 | - | - | 4,121 | 4,121 |
| MANUFACTURE OF TOBACCO PRODUCTS | - | - | 1 | 1 | - | - | 854 | 854 |
| Manufacture of tobacco products..... | - | - | 1 | 1 | - | - | 854 | 854 |
| MANUFACTURE OF TEXTILES | 5 | 7 | 24 | 36 | 63 | 189 | 23,502 | 23,754 |
| Spinning, weaving and finishing of textiles | 1 | 5 | 21 | 27 | 14 | 146 | 20,788 | 20,948 |
| Manufacture of cordage, rope, twine and netting | - | - | 2 | 2 | - | - | 2,663 | 2,663 |
| Knitting mills | 4 | 2 | 1 | 7 | 49 | 43 | 51 | 143 |
| MANUFACTURE OF WEARING APPAREL, EXCEPT FUR APPAREL.... | 3 | 10 | 12 | 25 | 52 | 298 | 3,423 | 3,773 |
| Manufacture of wearing apparel except fur apparel... | 3 | 10 | 12 | 25 | 52 | 298 | 3,423 | 3,773 |
| TANNING AND DRESSING OF LEATHER; MANUFACTURE OF FOOTWEAR, LUGGAGE AND HANDBAGS | 14 | 17 | 22 | 53 | 196 | 536 | 6,302 | 7,034 |
| Tanning and dressing of leather, luggage and handbags | - | 1 | 14 | 15 | - | 47 | 3,555 | 3,602 |
| Manufacture of footwear..... | 14 | 16 | 8 | 38 | 196 | 489 | 2,747 | 3,432 |
| MANUFACTURE OF WOOD AND OF PRODUCTS OF WOOD AND CORK, EXCEPT FURNITURE | 6 | 3 | 7 | 16 | 81 | 103 | 954 | 1,138 |
| Manufacture of wood and of products of wood and cork, except furniture..... | 6 | 3 | 7 | 16 | 81 | 103 | 954 | 1,138 |
| MANUFACTURE OF PAPER, PAPER PRODUCTS AND PRINTING..... | 30 | 14 | 20 | 64 | 414 | 432 | 5,065 | 5,911 |
| Manufacture of paper and paper products..... | 3 | - | 4 | 7 | 40 | - | 1,630 | 1,670 |
| Publishing and printing services..... | 27 | 14 | 16 | 57 | 374 | 432 | 3,435 | 4,241 |
| MANUFACTURE OF CHEMICALS AND CHEMICAL PRODUCTS..... | 11 | 10 | 19 | 40 | 161 | 333 | 3,814 | 4,308 |
| Manufacture of basic chemicals, except fertilizers and nitrogen compounds..... | - | - | 4 | 4 | - | - | 992 | 992 |
| Manufacture of paints, varnishes and mastics | 2 | 2 | 4 | 8 | 30 | 69 | 449 | 548 |

NUMBER OF ESTABLISHMENTS AND NUMBER OF PERSONS ENGAGED BY SIZE OF PERSONS ENGAGED
AND INDUSTRIAL GROUP-PUBLIC AND PRIVATE 1999/2000(1992 E.F.Y)

TABLE 4.21(Contd..)

| INDUSTRIAL GROUP | NO. OF ESTABLISHMENTS BY SIZE OF PERSONS ENGAGED | | | | NO. OF PERSONS ENGAGED BY SIZE GROUP | | | |
|--|--|---------|-------------|-------|--------------------------------------|---------|-------------|--------|
| | 10 - 19 | 20 - 49 | 50 AND OVER | TOTAL | 10 - 19 | 20 - 49 | 50 AND OVER | TOTAL |
| Manufacture of pharmaceuticals, medicinal chemicals and botanical products..... | - | 1 | 3 | 4 | - | 37 | 1,044 | 1,081 |
| Manufacture of soap and detergents cleaning and polishing, perfumes and toilet preparations..... | 5 | 6 | 7 | 18 | 72 | 200 | 1,244 | 1,516 |
| Manufacture of chemical products n.e.c. | 4 | 1 | 1 | 6 | 59 | 27 | 85 | 171 |
| MANUFACTURE OF RUBBER AND PLASTIC PROCDUCTS..... | 6 | 7 | 16 | 29 | 75 | 225 | 2,857 | 3,157 |
| Manufacture of rubber products..... | 1 | 1 | 3 | 5 | 16 | 40 | 924 | 980 |
| Manufacture of plastic products..... | 5 | 6 | 13 | 24 | 59 | 185 | 1,933 | 2,177 |
| MANUFACTURE OF OTHER NON-METALLIC MINERAL PRODUCTS ... | 37 | 18 | 29 | 84 | 479 | 578 | 6,282 | 7,339 |
| Manufacture of glass and glass products..... | - | - | 3 | 3 | - | - | 542 | 542 |
| Manufacture of structural clay products | 1 | 1 | 4 | 6 | 13 | 41 | 468 | 522 |
| Manufacture of cement, lime and plaster | 2 | 1 | 4 | 7 | 29 | 37 | 1,826 | 1,892 |
| Manufacture of articles of concrete, cement and plaster | 32 | 13 | 12 | 57 | 411 | 415 | 1,963 | 2,789 |
| Manufacture of non-metallic mineral products n.e.c.. | 2 | 3 | 6 | 11 | 26 | 85 | 1,483 | 1,594 |
| MANUFACTURE OF BASIC IRON AND STEEL..... | 1 | 3 | 4 | 8 | 11 | 108 | 1,047 | 1,166 |
| Manufacture of basic iron and steel..... | 1 | 3 | 4 | 8 | 11 | 108 | 1,047 | 1,166 |
| MANUFACTURE OF FABRICATED METAL PRODUCTS EXCEPT MACHINERY AND EQUIPMENT | 26 | 13 | 12 | 51 | 358 | 380 | 1,791 | 2,529 |
| Manufacture of structural metal products, tanks, reservoirs and containers of metal | 18 | 5 | 3 | 26 | 248 | 138 | 307 | 693 |
| Manufacture of cutlery, hand tools and general hardware | 3 | 2 | 3 | 8 | 43 | 47 | 448 | 538 |
| Manufacture of other fabricated metal products | 5 | 6 | 6 | 17 | 67 | 195 | 1,036 | 1,298 |
| MANUFACTURE OF MACHINERY AND EQUIPMENT N.E.C. | 10 | 5 | - | 15 | 128 | 164 | - | 292 |
| Manufacture of pumps, compressors, taps and valves.. | - | - | - | - | - | - | - | - |
| Manufacture of ovens, furnaces and furnace burners.. | 5 | - | - | 5 | 72 | - | - | 72 |
| Manufacture of other general purpose machinery..... | 1 | - | - | 1 | 10 | - | - | 10 |
| Manufacture of machinery for food and beverage processing | 3 | 5 | - | 8 | 35 | 164 | - | 199 |
| Manufacture of accumulators, primary cells and and primary batteries | 1 | - | - | 1 | 11 | - | - | 11 |
| MANUFACTURE OF MOTOR VEHICLES, TRAILERS & SEMI-TRAILERS | 4 | 2 | 5 | 11 | 41 | 84 | 1,610 | 1,735 |
| Manufacture of bodies for motor vehicles..... | 4 | 1 | 5 | 10 | 41 | 42 | 1,610 | 1,693 |
| Manufacture of parts and accessories for motor vehicles and their engines..... | - | 1 | - | 1 | - | 42 | - | 42 |
| MANUFACTURE OF FURNITURE; MANUFACTURING N.E.C. | 69 | 31 | 19 | 119 | 933 | 884 | 2,352 | 4,169 |
| Manufacture of furniture; manufacturing n.e.c..... | 69 | 31 | 19 | 119 | 933 | 884 | 2,352 | 4,169 |
| T O T A L | 311 | 191 | 285 | 787 | 4,111 | 5,805 | 85,790 | 95,706 |

NUMBER OF ESTABLISHMENTS AND NUMBER OF PERSONS ENGAGED BY SIZE OF PERSONS ENGAGED
AND INDUSTRIAL GROUP - PUBLIC 1999/2000(1992 E.F.Y)

TABLE 4.22

| INDUSTRIAL GROUP | NO. OF ESTABLISHMENTS BY SIZE OF PERSONS ENGAGED | | | | NO. OF PERSONS ENGAGED BY SIZE GROUP | | | |
|--|--|---------|-------------|-------|--------------------------------------|---------|-------------|--------|
| | 10 - 19 | 20 - 49 | 50 AND OVER | TOTAL | 10 - 19 | 20 - 49 | 50 AND OVER | TOTAL |
| MANUFACTURE OF FOOD PRODUCTS AND BEVERAGES..... | - | 2 | 46 | 48 | - | 84 | 16,873 | 16,957 |
| Production, processing and preserving of meat, fruit and vegetables | - | - | 3 | 3 | - | - | 1,041 | 1,041 |
| Manufacture of vegetable and animal oils and fats... | - | 1 | 5 | 6 | - | 49 | 937 | 986 |
| Manufacture of dairy products | - | - | 1 | 1 | - | - | 245 | 245 |
| Manufacture of grain mill products | - | - | 9 | 9 | - | - | 1,501 | 1,501 |
| Manufacture of prepared animal feeds | - | - | 2 | 2 | - | - | 172 | 172 |
| Manufacture of bakery products | - | - | 5 | 5 | - | - | 1,296 | 1,296 |
| Manufacture of sugar and sugar confectionery | - | 1 | 3 | 4 | - | 35 | 6,379 | 6,414 |
| Manufacture of macaroni and spaghetti..... | - | - | 3 | 3 | - | - | 360 | 360 |
| Manufacture of food products n.e.c. | - | - | 3 | 3 | - | - | 493 | 493 |
| Distilling, rectifying and blending of spirits | - | - | 4 | 4 | - | - | 555 | 555 |
| Manufacture of wines | - | - | 2 | 2 | - | - | 566 | 566 |
| Manufacture of malt liquors and malt | - | - | 4 | 4 | - | - | 2,223 | 2,223 |
| Manufacture of soft drinks & production of mineral waters | - | - | 2 | 2 | - | - | 1,105 | 1,105 |
| MANUFACTURE OF TOBACCO PRODUCTS | - | - | 1 | 1 | - | - | 854 | 854 |
| Manufacture of tobacco products..... | - | - | 1 | 1 | - | - | 854 | 854 |
| MANUFACTURE OF TEXTILES | - | 1 | 18 | 19 | - | 36 | 16,515 | 16,551 |
| Spinning, weaving and finishing of textiles | - | 1 | 16 | 17 | - | 36 | 13,852 | 13,888 |
| Manufacture of cordage, rope, twine and netting | - | - | 2 | 2 | - | - | 2,663 | 2,663 |
| Knitting mills | - | - | - | - | - | - | - | - |
| MANUFACTURE OF WEARING APPAREL, EXCEPT FUR APPAREL.... | - | - | 4 | 4 | - | - | 1,823 | 1,823 |
| Manufacture of wearing apparel except fur apparel... | - | - | 4 | 4 | - | - | 1,823 | 1,823 |
| TANNING AND DRESSING OF LEATHER; MANUFACTURE OF FOOTWEAR, LUGGAGE AND HANDBAGS | - | - | 7 | 7 | - | - | 4,017 | 4,017 |
| Tanning and dressing of leather, luggage and handbags | - | - | 4 | 4 | - | - | 1,769 | 1,769 |
| Manufacture of footwear..... | - | - | 3 | 3 | - | - | 2,248 | 2,248 |
| MANUFACTURE OF WOOD AND OF PRODUCTS OF WOOD AND CORK, EXCEPT FURNITURE | - | 2 | 7 | 9 | - | 79 | 954 | 1,033 |
| Manufacture of wood and of products of wood and cork, except furniture..... | - | 2 | 7 | 9 | - | 79 | 954 | 1,033 |
| MANUFACTURE OF PAPER, PAPER PRODUCTS AND PRINTING..... | - | - | 9 | 9 | - | - | 4,040 | 4,040 |
| Manufacture of paper and paper products..... | - | - | 2 | 2 | - | - | 1,431 | 1,431 |
| Publishing and printing services..... | - | - | 7 | 7 | - | - | 2,609 | 2,609 |
| MANUFACTURE OF CHEMICALS AND CHEMICAL PRODUCTS..... | 1 | - | 10 | 11 | 14 | - | 2,269 | 2,283 |
| Manufacture of basic chemicals, except fertilizers and nitrogen compounds..... | - | - | 4 | 4 | - | - | 992 | 992 |
| Manufacture of paints, varnishes and mastics | - | - | 2 | 2 | - | - | 274 | 274 |

NUMBER OF ESTABLISHMENTS AND NUMBER OF PERSONS ENGAGED BY SIZE OF PERSONS ENGAGED
AND INDUSTRIAL GROUP - PUBLIC 1999/2000(1992 E.F.Y)

TABLE 4.22(Contd..)

| INDUSTRIAL GROUP | NO. OF ESTABLISHMENTS BY SIZE OF PERSONS ENGAGED | | | | NO. OF PERSONS ENGAGED BY SIZE GROUP | | | |
|--|--|---------|-------------|-------|--------------------------------------|---------|-------------|--------|
| | 10 - 19 | 20 - 49 | 50 AND OVER | TOTAL | 10 - 19 | 20 - 49 | 50 AND OVER | TOTAL |
| Manufacture of pharmaceuticals, medicinal chemicals and botanical products..... | - | - | 1 | 1 | - | - | 521 | 521 |
| Manufacture of soap and detergents cleaning and polishing, perfumes and toilet preparations..... | - | - | 2 | 2 | - | - | 397 | 397 |
| Manufacture of chemical products n.e.c. | 1 | - | 1 | 2 | 14 | - | 85 | 99 |
| MANUFACTURE OF RUBBER AND PLASTIC PROCDUCTS..... | - | - | 4 | 4 | - | - | 1,413 | 1,413 |
| Manufacture of rubber products..... | - | - | 1 | 1 | - | - | 809 | 809 |
| Manufacture of plastic products..... | - | - | 3 | 3 | - | - | 604 | 604 |
| MANUFACTURE OF OTHER NON-METALLIC MINERAL PRODUCTS ... | - | 1 | 16 | 17 | - | 37 | 5,105 | 5,142 |
| Manufacture of glass and glass products..... | - | - | 1 | 1 | - | - | 392 | 392 |
| Manufacture of structural clay products | - | - | 3 | 3 | - | - | 385 | 385 |
| Manufacture of cement, lime and plaster | - | 1 | 4 | 5 | - | 37 | 1,826 | 1,863 |
| Manufacture of articles of concrete, cement and plaster | - | - | 5 | 5 | - | - | 1,389 | 1,389 |
| Manufacture of non-metallic mineral products n.e.c.. | - | - | 3 | 3 | - | - | 1,113 | 1,113 |
| MANUFACTURE OF BASIC IRON AND STEEL..... | - | - | 3 | 3 | - | - | 970 | 970 |
| Manufacture of basic iron and steel..... | - | - | 3 | 3 | - | - | 970 | 970 |
| MANUFACTURE OF FABRICATED METAL PRODUCTS EXCEPT MACHINERY AND EQUIPMENT | - | - | 5 | 5 | - | - | 1,214 | 1,214 |
| Manufacture of structural metal products, tanks, reservoirs and containers of metal | - | - | - | - | - | - | - | - |
| Manufacture of cutlery, hand tools and general hardware | - | - | 2 | 2 | - | - | 379 | 379 |
| Manufacture of other fabricated metal products | - | - | 3 | 3 | - | - | 835 | 835 |
| MANUFACTURE OF MACHINERY AND EQUIPMENT N.E.C. | - | - | - | - | - | - | - | - |
| Manufacture of pumps, compressors, taps and valves.. | - | - | - | - | - | - | - | - |
| Manufacture of ovens, furnaces and furnace burners.. | - | - | - | - | - | - | - | - |
| Manufacture of other general purpose machinery..... | - | - | - | - | - | - | - | - |
| Manufacture of machinery for food and beverage processing | - | - | - | - | - | - | - | - |
| Manufacture of accumulators, primary cells and and primary batteries | - | - | - | - | - | - | - | - |
| MANUFACTURE OF MOTOR VEHICLES, TRAILERS & SEMI-TRAILERS | - | - | 1 | 1 | - | - | 99 | 99 |
| Manufacture of bodies for motor vehicles..... | - | - | 1 | 1 | - | - | 99 | 99 |
| Manufacture of parts and accessories for motor vehicles and their engines..... | - | - | - | - | - | - | - | - |
| MANUFACTURE OF FURNITURE; MANUFACTURING N.E.C. | 1 | 3 | 3 | 7 | 10 | 103 | 373 | 486 |
| Manufacture of furniture; manufacturing n.e.c..... | 1 | 3 | 3 | 7 | 10 | 103 | 373 | 486 |
| T O T A L | 2 | 9 | 134 | 145 | 24 | 339 | 56,519 | 56,882 |

NUMBER OF ESTABLISHMENTS AND NUMBER OF PERSONS ENGAGED BY SIZE OF PERSONS ENGAGED
AND INDUSTRIAL GROUP - PRIVATE 1999/2000(1992 E.F.Y)

TABLE 4.23

| INDUSTRIAL GROUP | NO. OF ESTABLISHMENTS BY SIZE OF PERSONS ENGAGED | | | | NO. OF PERSONS ENGAGED BY SIZE GROUP | | | |
|--|--|---------|-------------|-------|--------------------------------------|---------|-------------|--------|
| | 10 - 19 | 20 - 49 | 50 AND OVER | TOTAL | 10 - 19 | 20 - 49 | 50 AND OVER | TOTAL |
| MANUFACTURE OF FOOD PRODUCTS AND BEVERAGES..... | 89 | 49 | 49 | 187 | 1,119 | 1,407 | 9,064 | 11,590 |
| Production, processing and preserving of meat, fruit and vegetables | - | - | 6 | 6 | - | - | 2,506 | 2,506 |
| Manufacture of vegetable and animal oils and fats... | 16 | 2 | 3 | 21 | 205 | 44 | 271 | 520 |
| Manufacture of dairy products | - | - | - | - | - | - | - | - |
| Manufacture of grain mill products | 10 | 16 | 15 | 41 | 123 | 470 | 1,411 | 2,004 |
| Manufacture of prepared animal feeds | 1 | - | - | 1 | 10 | - | - | 10 |
| Manufacture of bakery products | 53 | 25 | 12 | 90 | 673 | 715 | 871 | 2,259 |
| Manufacture of sugar and sugar confectionery | 4 | 1 | - | 5 | 35 | 30 | - | 65 |
| Manufacture of macaroni and spaghetti..... | - | - | 1 | 1 | - | - | 67 | 67 |
| Manufacture of food products n.e.c. | 2 | 2 | 2 | 6 | 24 | 62 | 224 | 310 |
| Distilling, rectifying and blending of spirits | 3 | 3 | - | 6 | 49 | 86 | - | 135 |
| Manufacture of wines | - | - | - | - | - | - | - | - |
| Manufacture of malt liquors and malt | - | - | 2 | 2 | - | - | 698 | 698 |
| Manufacture of soft drinks & production of mineral waters | - | - | 8 | 8 | - | - | 3,016 | 3,016 |
| MANUFACTURE OF TOBACCO PRODUCTS | - | - | - | - | - | - | - | - |
| Manufacture of tobacco products..... | - | - | - | - | - | - | - | - |
| MANUFACTURE OF TEXTILES | 5 | 6 | 6 | 17 | 63 | 153 | 6,987 | 7,203 |
| Spinning, weaving and finishing of textiles | 1 | 4 | 5 | 10 | 14 | 110 | 6,936 | 7,060 |
| Manufacture of cordage, rope, twine and netting | - | - | - | - | - | - | - | - |
| Knitting mills | 4 | 2 | 1 | 7 | 49 | 43 | 51 | 143 |
| MANUFACTURE OF WEARING APPAREL, EXCEPT FUR APPAREL.... | 3 | 10 | 8 | 21 | 52 | 298 | 1,600 | 1,950 |
| Manufacture of wearing apparel except fur apparel... | 3 | 10 | 8 | 21 | 52 | 298 | 1,600 | 1,950 |
| TANNING AND DRESSING OF LEATHER; MANUFACTURE OF FOOTWEAR, LUGGAGE AND HANDBAGS | 14 | 17 | 15 | 46 | 196 | 536 | 2,285 | 3,017 |
| Tanning and dressing of leather,luggage and handbags | - | 1 | 10 | 11 | - | 47 | 1,786 | 1,833 |
| Manufacture of footwear..... | 14 | 16 | 5 | 35 | 196 | 489 | 499 | 1,184 |
| MANUFACTURE OF WOOD AND OF PRODUCTS OF WOOD AND CORK, EXCEPT FURNITURE | 6 | 1 | - | 7 | 81 | 24 | - | 105 |
| Manufacture of wood and of products of wood and cork, except furniture..... | 6 | 1 | - | 7 | 81 | 24 | - | 105 |
| MANUFACTURE OF PAPER, PAPER PRODUCTS AND PRINTING..... | 30 | 14 | 11 | 55 | 414 | 432 | 1,025 | 1,871 |
| Manufacture of paper and paper products..... | 3 | - | 2 | 5 | 40 | - | 199 | 239 |
| Publishing and printing services..... | 27 | 14 | 9 | 50 | 374 | 432 | 826 | 1,632 |
| MANUFACTURE OF CHEMICALS AND CHEMICAL PRODUCTS..... | 10 | 10 | 9 | 29 | 147 | 333 | 1,545 | 2,025 |
| Manufacture of basic chemicals, except fertilizers and nitrogen compounds..... | - | - | - | - | - | - | - | - |
| Manufacture of paints, varnishes and mastics | 2 | 2 | 2 | 6 | 30 | 69 | 175 | 274 |

NUMBER OF ESTABLISHMENTS AND NUMBER OF PERSONS ENGAGED BY SIZE OF PERSONS ENGAGED
AND INDUSTRIAL GROUP - PRIVATE 1999/2000(1992 E.F.Y)

TABLE 4.23 (Contd..)

| INDUSTRIAL GROUP | NO. OF ESTABLISHMENTS BY SIZE OF PERSONS ENGAGED | | | | NO. OF PERSONS ENGAGED BY SIZE GROUP | | | |
|--|--|---------|-------------|-------|--------------------------------------|---------|-------------|--------|
| | 10 - 19 | 20 - 49 | 50 AND OVER | TOTAL | 10 - 19 | 20 - 49 | 50 AND OVER | TOTAL |
| Manufacture of pharmaceuticals, medicinal chemicals and botanical products..... | - | 1 | 2 | 3 | - | 37 | 523 | 560 |
| Manufacture of soap and detergents cleaning and polishing, perfumes and toilet preparations..... | 5 | 6 | 5 | 16 | 72 | 200 | 847 | 1,119 |
| Manufacture of chemical products n.e.c. | 3 | 1 | - | 4 | 45 | 27 | - | 72 |
| MANUFACTURE OF RUBBER AND PLASTIC PROCDUCTS..... | 6 | 7 | 12 | 25 | 75 | 225 | 1,444 | 1,744 |
| Manufacture of rubber products..... | 1 | 1 | 2 | 4 | 16 | 40 | 115 | 171 |
| Manufacture of plastic products..... | 5 | 6 | 10 | 21 | 59 | 185 | 1,329 | 1,573 |
| MANUFACTURE OF OTHER NON-METALLIC MINERAL PRODUCTS ... | 37 | 17 | 13 | 67 | 479 | 541 | 1,177 | 2,197 |
| Manufacture of glass and glass products..... | - | - | 2 | 2 | - | - | 150 | 150 |
| Manufacture of structural clay products | 1 | 1 | 1 | 3 | 13 | 41 | 83 | 137 |
| Manufacture of cement, lime and plaster | 2 | - | - | 2 | 29 | - | - | 29 |
| Manufacture of articles of concrete, cement and plaster | 32 | 13 | 7 | 52 | 411 | 415 | 574 | 1,400 |
| Manufacture of non-metallic mineral products n.e.c.. | 2 | 3 | 3 | 8 | 26 | 85 | 370 | 481 |
| MANUFACTURE OF BASIC IRON AND STEEL..... | 1 | 3 | 1 | 5 | 11 | 108 | 77 | 196 |
| Manufacture of basic iron and steel..... | 1 | 3 | 1 | 5 | 11 | 108 | 77 | 196 |
| MANUFACTURE OF FABRICATED METAL PRODUCTS EXCEPT MACHINERY AND EQUIPMENT | 26 | 13 | 7 | 46 | 358 | 380 | 577 | 1,315 |
| Manufacture of structural metal products, tanks, reservoirs and containers of metal | 18 | 5 | 3 | 26 | 248 | 138 | 307 | 693 |
| Manufacture of cutlery, hand tools and general hardware | 3 | 2 | 1 | 6 | 43 | 47 | 69 | 159 |
| Manufacture of other fabricated metal products | 5 | 6 | 3 | 14 | 67 | 195 | 201 | 463 |
| MANUFACTURE OF MACHINERY AND EQUIPMENT N.E.C. | 10 | 5 | - | 15 | 128 | 164 | - | 292 |
| Manufacture of pumps, compressors, taps and valves.. | - | - | - | - | - | - | - | - |
| Manufacture of ovens, furnaces and furnace burners.. | 5 | - | - | 5 | 72 | - | - | 72 |
| Manufacture of other general purpose machinery..... | 1 | - | - | 1 | 10 | - | - | 10 |
| Manufacture of machinery for food and beverage processing | 3 | 5 | - | 8 | 35 | 164 | - | 199 |
| Manufacture of accumulators, primary cells and and primary battries | 1 | - | - | 1 | 11 | - | - | 11 |
| MANUFACTURE OF MOTOR VEHICLES, TRAILERS & SEMI-TRAILERS | 4 | 2 | 4 | 10 | 41 | 84 | 1,511 | 1,636 |
| Manufacture of bodies for motor vehicles..... | 4 | 1 | 4 | 9 | 41 | 42 | 1,511 | 1,594 |
| Manufacture of parts and accessories for motor vehicles and their engines..... | - | 1 | - | 1 | - | 42 | - | 42 |
| MANUFACTURE OF FURNITURE; MANUFACTURING N.E.C. | 68 | 28 | 16 | 112 | 923 | 781 | 1,979 | 3,683 |
| Manufacture of furniture; manufacturing n.e.c..... | 68 | 28 | 16 | 112 | 923 | 781 | 1,979 | 3,683 |
| T O T A L | 309 | 182 | 151 | 642 | 4,087 | 5,466 | 29,271 | 38,824 |

NUMBER OF ESTABLISHMENTS, GROSS VALUE OF PRODUCTION, INDUSTRIAL COSTS, INDIRECT TAXES NET
AND CENSUS VALUE ADDED BY INDUSTRIAL GROUP - PUBLIC AND PRIVATE, 1999/2000(1992 E.F.Y)

TABLE 4.24

(IN '000 BIRR)

| INDUSTRIAL GROUP | NO.OF ESTAB. | GROSS VALUE OF PRODUCTION | INDUSTRIAL COSTS | INDIRECT TAXES NET | CENSUS VALUE ADDED | |
|---|-----------------|------------------------------------|---------------------|--------------------------|--------------------|-------------------|
| | | | | | AT MARKET PRICE | AT FACTOR COST |
| MANUFACTURE OF FOOD PRODUCTS AND BEVERAGES..... | 235 | 3,337,178 | 1,440,379 | 573,196 | 1,896,800 | 1,323,604 |
| Production, processing and preserving of meat, fruit and vegetables | 9 | 244,716 | 124,903 | 18,419 | 119,814 | 101,394 |
| Manufacture of vegetable and animal oils and fats... | 27 | 101,120 | 75,981 | 6,785 | 25,138 | 18,353 |
| Manufacture of dairy products | 1 | 13,566 | 7,199 | 543 | 6,367 | 5,824 |
| Manufacture of grain mill products | 50 | 529,719 | 428,700 | 22,698 | 101,019 | 78,321 |
| Manufacture of prepared animal feeds | 3 | 6,544 | 4,084 | 300 | 2,461 | 2,161 |
| Manufacture of bakery products | 95 | 296,766 | 203,421 | 16,518 | 93,345 | 76,826 |
| Manufacture of sugar and sugar confectionery | 9 | 982,298 | 210,049 | 187,765 | 772,249 | 584,484 |
| Manufacture of macaroni and spaghetti..... | 4 | 104,060 | 65,362 | 9,223 | 38,698 | 29,475 |
| Manufacture of food products n.e.c. | 9 | 54,349 | 33,614 | 1,978 | 20,735 | 18,756 |
| Distilling, rectifying and blending of spirits | 10 | 58,803 | 9,443 | 23,354 | 49,359 | 26,005 |
| Manufacture of wines | 2 | 18,826 | 4,901 | 4,523 | 13,924 | 9,401 |
| Manufacture of malt liquors and malt | 6 | 570,472 | 161,642 | 159,685 | 408,830 | 249,145 |
| Manufacture of soft drinks & production of mineral waters | 10 | 355,941 | 111,080 | 121,403 | 244,861 | 123,458 |
| MANUFACTURE OF TOBACCO PRODUCTS | 1 | 261,542 | 80,795 | 19,798 | 180,747 | 160,949 |
| Manufacture of tobacco products..... | 1 | 261,542 | 80,795 | 19,798 | 180,747 | 160,949 |
| MANUFACTURE OF TEXTILES | 36 | 603,331 | 366,288 | 73,849 | 237,042 | 163,193 |
| Spinning, weaving and finishing of textiles | 27 | 547,241 | 338,700 | 68,404 | 208,541 | 140,137 |
| Manufacture of cordage, rope, twine and netting | 2 | 54,555 | 26,866 | 5,315 | 27,690 | 22,374 |
| Knitting mills | 7 | 1,534 | 722 | 130 | 812 | 681 |
| MANUFACTURE OF WEARING APPAREL, EXCEPT FUR APPAREL.... | 25 | 62,660 | 34,946 | 6,121 | 27,714 | 21,593 |
| Manufacture of wearing apparel except fur apparel... | 25 | 62,660 | 34,946 | 6,121 | 27,714 | 21,593 |
| TANNING AND DRESSING OF LEATHER; MANUFACTURE OF FOOTWEAR, LUGGAGE AND HANDBAGS | 53 | 591,123 | 410,437 | 37,240 | 180,686 | 143,446 |
| Tanning and dressing of leather, luggage and handbags | 15 | 385,980 | 279,141 | 15,920 | 106,839 | 90,919 |
| Manufacture of footwear..... | 38 | 205,143 | 131,296 | 21,319 | 73,847 | 52,528 |
| MANUFACTURE OF WOOD AND OF PRODUCTS OF WOOD AND CORK, EXCEPT FURNITURE | 16 | 34,282 | 14,225 | 3,758 | 20,057 | 16,300 |
| Manufacture of wood and of products of wood and cork, except furniture..... | 16 | 34,282 | 14,225 | 3,758 | 20,057 | 16,300 |
| MANUFACTURE OF PAPER, PAPER PRODUCTS AND PRINTING..... | 64 | 344,234 | 173,064 | 21,771 | 171,170 | 149,400 |
| Manufacture of paper and paper products..... | 7 | 112,440 | 64,946 | 11,494 | 47,493 | 35,999 |
| Publishing and printing services..... | 57 | 231,795 | 108,118 | 10,276 | 123,677 | 113,401 |
| MANUFACTURE OF CHEMICALS AND CHEMICAL PRODUCTS..... | 40 | 464,491 | 283,624 | 42,057 | 180,867 | 138,810 |
| Manufacture of basic chemicals, except fertilizers and nitrogen compounds..... | 4 | 26,025 | 10,289 | 2,029 | 15,736 | 13,707 |
| Manufacture of paints, varnishes and mastics | 8 | 119,372 | 75,062 | 12,570 | 44,309 | 31,739 |

NUMBER OF ESTABLISHMENTS, GROSS VALUE OF PRODUCTION, INDUSTRIAL COSTS, INDIRECT TAXES NET
AND CENSUS VALUE ADDED BY INDUSTRIAL GROUP - PUBLIC AND PRIVATE, 1999/2000(1992 E.F.Y)

TABLE 4.24 (Cont..)

(IN '000 BIRR)

| INDUSTRIAL GROUP | NO.OF ESTAB. | GROSS VALUE OF PRODUCTION | INDUSTRIAL COSTS | INDIRECT TAXES NET | CENSUS VALUE ADDED | |
|---|-----------------|------------------------------------|---------------------|--------------------------|--------------------|-------------------|
| | | | | | AT MARKET PRICE | AT FACTOR COST |
| Manufacture of pharmaceuticals, medicinal chemicals and botanical products..... | 4 | 117,053 | 66,402 | 5,099 | 50,651 | 45,552 |
| Manufacture of soap and detergents cleaning and polishing, perfumes and toilet preparations..... | 18 | 188,224 | 123,597 | 21,218 | 64,627 | 43,409 |
| Manufacture of chemical products n.e.c. | 6 | 13,818 | 8,274 | 1,141 | 5,544 | 4,404 |
| MANUFACTURE OF RUBBER AND PLASTIC PROCDUCTS..... | 29 | 380,583 | 209,068 | 43,943 | 171,515 | 127,572 |
| Manufacture of rubber products..... | 5 | 195,527 | 100,134 | 20,850 | 95,393 | 74,543 |
| Manufacture of plastic products..... | 24 | 185,056 | 108,934 | 23,093 | 76,122 | 53,029 |
| MANUFACTURE OF OTHER NON-METALLIC MINERAL PRODUCTS ... | 85 | 599,272 | 298,084 | 63,585 | 301,188 | 237,603 |
| Manufacture of glass and glass products..... | 3 | 23,522 | 7,288 | 2,205 | 16,233 | 14,028 |
| Manufacture of structural clay products | 6 | 12,385 | 5,866 | 1,162 | 6,519 | 5,357 |
| Manufacture of cement, lime and plaster | 7 | 406,813 | 207,697 | 45,768 | 199,116 | 153,348 |
| Manufacture of articles of concrete, cement and plaster | 58 | 73,977 | 39,077 | 5,851 | 34,900 | 29,049 |
| Manufacture of non-metallic mineral products n.e.c.. | 11 | 82,575 | 38,156 | 8,599 | 44,419 | 35,821 |
| MANUFACTURE OF BASIC IRON AND STEEL..... | 8 | 235,494 | 155,734 | 25,970 | 79,760 | 53,790 |
| Manufacture of basic iron and steel..... | 8 | 235,494 | 155,734 | 25,970 | 79,760 | 53,790 |
| MANUFACTURE OF FABRICATED METAL PRODUCTS EXCEPT MACHINERY AND EQUIPMENT | 51 | 116,106 | 63,421 | 11,501 | 52,685 | 41,183 |
| Manufacture of structural metal products, tanks, reservoirs and containers of metal | 26 | 24,523 | 14,220 | 2,463 | 10,304 | 7,841 |
| Manufacture of cutlery, hand tools and general hardware | 8 | 15,561 | 9,256 | 1,588 | 6,305 | 4,717 |
| Manufacture of other fabricated metal products | 17 | 76,021 | 39,946 | 7,450 | 36,076 | 28,626 |
| MANUFACTURE OF MACHINERY AND EQUIPMENT N.E.C. | 15 | 6,121 | 3,206 | 369 | 2,914 | 2,545 |
| Manufacture of pumps, compressors, taps and valves.. | - | - | - | - | - | - |
| Manufacture of ovens, furnaces and furnace burners.. | 5 | 1,345 | 704 | 112 | 641 | 530 |
| Manufacture of other general purpose machinery..... | 1 | 205 | 118 | 13 | 87 | 73 |
| Manufacture of machinery for food and beverage processing | 8 | 4,419 | 2,312 | 228 | 2,107 | 1,878 |
| Manufacture of accumulators, primary cells and and primary batteries | 1 | 151 | 72 | 16 | 79 | 64 |
| MANUFACTURE OF MOTOR VEHICLES, TRAILERS & SEMI-TRAILERS | 11 | 965,004 | 699,255 | 22,664 | 265,749 | 243,084 |
| Manufacture of bodies for motor vehicles..... | 10 | 962,153 | 698,763 | 22,487 | 263,390 | 240,904 |
| Manufacture of parts and accessories for motor vehicles and their engines..... | 1 | 2,851 | 492 | 178 | 2,358 | 2,181 |
| MANUFACTURE OF FURNITURE; MANUFACTURING N.E.C. | 119 | 127,430 | 66,107 | 9,403 | 61,323 | 51,919 |
| Manufacture of furniture; manufacturing n.e.c..... | 119 | 127,430 | 66,107 | 9,403 | 61,323 | 51,919 |
| T O T A L | 788 | 8,128,851 | 4,298,634 | 955,225 | 3,830,217 | 2,874,992 |

NUMBER OF ESTABLISHMENTS, GROSS VALUE OF PRODUCTION, INDUSTRIAL COSTS, INDIRECT TAXES NET
AND CENSUS VALUE ADDED BY INDUSTRIAL GROUP - PUBLIC, 1999/2000 (1992 E.F.Y)

TABLE 4.25

(IN '000 BIRR)

| INDUSTRIAL GROUP | NO.OF ESTAB. | GROSS VALUE OF PRODUCTION | INDUSTRIAL COSTS | INDIRECT TAXES NET | CENSUS VALUE ADDED | |
|---|-----------------|------------------------------------|---------------------|--------------------------|--------------------|-------------------|
| | | | | | AT MARKET PRICE | AT FACTOR COST |
| MANUFACTURE OF FOOD PRODUCTS AND BEVERAGES..... | 48 | 2,276,465 | 852,877 | 375,195 | 1,423,588 | 1,048,394 |
| Production, processing and preserving of meat, fruit and vegetables | 3 | 73,968 | 38,381 | 6,281 | 35,587 | 29,306 |
| Manufacture of vegetable and animal oils and fats... | 6 | 60,022 | 45,385 | 5,870 | 14,637 | 8,767 |
| Manufacture of dairy products | 1 | 13,566 | 7,199 | 543 | 6,367 | 5,824 |
| Manufacture of grain mill products | 9 | 288,025 | 223,692 | 13,310 | 64,332 | 51,022 |
| Manufacture of prepared animal feeds | 2 | 6,483 | 4,058 | 297 | 2,425 | 2,128 |
| Manufacture of bakery products | 5 | 169,671 | 116,359 | 10,024 | 53,312 | 43,289 |
| Manufacture of sugar and sugar confectionery | 4 | 981,214 | 209,196 | 187,748 | 772,017 | 584,269 |
| Manufacture of macaroni and spaghetti..... | 3 | 95,449 | 61,353 | 8,300 | 34,096 | 25,796 |
| Manufacture of food products n.e.c. | 3 | 26,055 | 11,592 | 1,601 | 14,463 | 12,863 |
| Distilling, rectifying and blending of spirits | 4 ✓ | 49,037 | 5,185 | 20,589 | 43,852 | 23,263 |
| Manufacture of wines | 2 ✓ | 18,826 | 4,901 | 4,523 | 13,924 | 9,401 |
| Manufacture of malt liquors and malt | 4 ✓ | 427,202 | 114,147 | 100,966 | 313,055 | 212,089 |
| Manufacture of soft drinks & production of mineral waters | 2 ✓ | 66,949 | 11,428 | 15,143 | 55,521 | 40,378 |
| MANUFACTURE OF TOBACCO PRODUCTS | 1 | 261,542 | 80,795 | 19,798 | 180,747 | 160,949 |
| Manufacture of tobacco products..... | 1 | 261,542 | 80,795 | 19,798 | 180,747 | 160,949 |
| MANUFACTURE OF TEXTILES | 19 | 486,780 | 287,982 | 67,405 | 198,798 | 131,392 |
| Spinning, weaving and finishing of textiles | 17 | 432,224 | 261,116 | 62,090 | 171,108 | 109,018 |
| Manufacture of cordage, rope, twine and netting | 2 | 54,555 | 26,866 | 5,315 | 27,690 | 22,374 |
| Knitting mills | - | - | - | - | - | - |
| MANUFACTURE OF WEARING APPAREL, EXCEPT FUR APPAREL.... | 4 | 27,582 | 16,065 | 2,649 | 11,517 | 8,868 |
| Manufacture of wearing apparel except fur apparel... | 4 | 27,582 | 16,065 | 2,649 | 11,517 | 8,868 |
| TANNING AND DRESSING OF LEATHER; MANUFACTURE OF FOOTWEAR, LUGGAGE AND HANDBAGS | 7 | 232,976 | 147,701 | 20,264 | 85,275 | 65,011 |
| Tanning and dressing of leather, luggage and handbags | 4 | 120,505 | 81,087 | 7,639 | 39,418 | 31,779 |
| Manufacture of footwear..... | 3 | 112,471 | 66,614 | 12,624 | 45,857 | 33,233 |
| MANUFACTURE OF WOOD AND OF PRODUCTS OF WOOD AND CORK, EXCEPT FURNITURE | 9 | 32,406 | 13,636 | 3,623 | 18,769 | 15,146 |
| Manufacture of wood and of products of wood and cork, except furniture..... | 9 | 32,406 | 13,636 | 3,623 | 18,769 | 15,146 |
| MANUFACTURE OF PAPER, PAPER PRODUCTS AND PRINTING | 9 | 222,162 | 115,383 | 15,284 | 106,779 | 91,496 |
| Manufacture of paper and paper products..... | 2 | 84,955 | 53,157 | 8,756 | 31,798 | 23,042 |
| Publishing and printing services..... | 7 | 137,207 | 62,226 | 6,527 | 74,981 | 68,454 |
| MANUFACTURE OF CHEMICALS AND CHEMICAL PRODUCTS..... | 11 | 215,313 | 121,845 | 21,362 | 93,468 | 72,107 |
| Manufacture of basic chemicals, except fertilizers and nitrogen compounds..... | 4 | 26,025 | 10,289 | 2,029 | 15,736 | 13,707 |
| Manufacture of paints, varnishes and mastics | 2 | 51,275 | 30,853 | 5,879 | 20,422 | 14,543 |

NUMBER OF ESTABLISHMENTS, GROSS VALUE OF PRODUCTION, INDUSTRIAL COSTS, INDIRECT TAXES NET
AND CENSUS VALUE ADDED BY INDUSTRIAL GROUP - PUBLIC, 1999/2000 (1992 E.F.Y)

TABLE 4.25 (Cont..)

(IN '000 BIRR)

| INDUSTRIAL GROUP | NO.OF ESTAB. | GROSS VALUE OF PRODUCTION | INDUSTRIAL COSTS | INDIRECT TAXES NET | CENSUS VALUE ADDED | |
|---|-----------------|------------------------------------|---------------------|--------------------------|--------------------|-------------------|
| | | | | | AT MARKET PRICE | AT FACTOR COST |
| Manufacture of pharmaceuticals, medicinal chemicals and botanical products..... | 1 | 80,002 | 47,379 | 3,967 | 32,623 | 28,656 |
| Manufacture of soap and detergents cleaning and polishing, perfumes and toilet preparations..... | 2 | 52,115 | 29,429 | 8,987 | 22,686 | 13,700 |
| Manufacture of chemical products n.e.c. | 2 | 5,896 | 3,895 | 500 | 2,001 | 1,500 |
| MANUFACTURE OF RUBBER AND PLASTIC PROCDUCTS..... | 4 | 254,234 | 131,448 | 31,300 | 122,786 | 91,486 |
| Manufacture of rubber products..... | 1 | 188,139 | 96,553 | 20,402 | 91,585 | 71,183 |
| Manufacture of plastic products..... | 3 | 66,095 | 34,894 | 10,899 | 31,201 | 20,302 |
| MANUFACTURE OF OTHER NON-METALLIC MINERAL PRODUCTS ... | 17 | 524,848 | 264,073 | 57,058 | 260,775 | 203,718 |
| Manufacture of glass and glass products..... | 1 | 20,789 | 6,396 | 2,197 | 14,393 | 12,196 |
| Manufacture of structural clay products | 3 | 11,538 | 5,543 | 1,069 | 5,995 | 4,926 |
| Manufacture of cement, lime and plaster | 5 | 406,211 | 207,448 | 45,709 | 198,762 | 153,053 |
| Manufacture of articles of concrete, cement and plaster | 5 | 52,473 | 27,607 | 4,732 | 24,865 | 20,133 |
| Manufacture of non-metallic mineral products n.e.c.. | 3 | 33,838 | 17,078 | 3,351 | 16,760 | 13,409 |
| MANUFACTURE OF BASIC IRON AND STEEL..... | 3 | 179,289 | 110,698 | 19,824 | 68,591 | 48,768 |
| Manufacture of basic iron and steel..... | 3 | 179,289 | 110,698 | 19,824 | 68,591 | 48,768 |
| MANUFACTURE OF FABRICATED METAL PRODUCTS EXCEPT MACHINERY AND EQUIPMENT | 5 | 54,295 | 27,359 | 6,055 | 26,936 | 20,881 |
| Manufacture of structural metal products, tanks, reservoirs and containers of metal | - | - | - | - | - | - |
| Manufacture of cutlery, hand tools and general hardware | 2 | 10,653 | 5,731 | 1,278 | 4,923 | 3,644 |
| Manufacture of other fabricated metal products | 3 | 43,642 | 21,628 | 4,777 | 22,014 | 17,237 |
| MANUFACTURE OF MACHINERY AND EQUIPMENT N.E.C. | - | - | - | - | - | - |
| Manufacture of pumps, compressors, taps and valves.. | - | - | - | - | - | - |
| Manufacture of ovens, furnaces and furnace burners.. | - | - | - | - | - | - |
| Manufacture of other general purpose machinery..... | - | - | - | - | - | - |
| Manufacture of machinery for food and beverage processing | - | - | - | - | - | - |
| Manufacture of accumulators, primary cells and and primary batteries | - | - | - | - | - | - |
| MANUFACTURE OF MOTOR VEHICLES, TRAILERS & SEMI-TRAILERS | 1 | 20,330 | 7,302 | 1,961 | 13,028 | 11,067 |
| Manufacture of bodies for motor vehicles..... | 1 | 20,330 | 7,302 | 1,961 | 13,028 | 11,067 |
| Manufacture of parts and accessories for motor vehicles and their engines..... | - | - | - | - | - | - |
| MANUFACTURE OF FURNITURE; MANUFACTURING N.E.C. | 7 | 14,748 | 6,573 | 630 | 8,175 | 7,545 |
| Manufacture of furniture; manufacturing n.e.c..... | 7 | 14,748 | 6,573 | 630 | 8,175 | 7,545 |
| T O T A L | 145 | 4,802,970 | 2,183,736 | 642,408 | 2,619,234 | 1,976,826 |

NUMBER OF ESTABLISHMENTS, GROSS VALUE OF PRODUCTION, INDUSTRIAL COSTS, INDIRECT TAXES NET
AND CENSUS VALUE ADDED BY INDUSTRIAL GROUP - PRIVATE, 1999/2000 (1992 E.F.Y)

TABLE 4.26

(IN '000 BIRR)

| INDUSTRIAL GROUP | NO.OF ESTAB. | GROSS VALUE OF PRODUCTION | INDUSTRIAL COSTS | INDIRECT TAXES NET | CENSUS VALUE ADDED | |
|---|-----------------|------------------------------------|---------------------|--------------------------|--------------------|-------------------|
| | | | | | AT MARKET PRICE | AT FACTOR COST |
| MANUFACTURE OF FOOD PRODUCTS AND BEVERAGES..... | 187 | 1,060,713 | 587,502 | 198,001 | 473,211 | 275,210 |
| Production, processing and preserving of meat, fruit and vegetables | 6 | 170,748 | 86,522 | 12,138 | 84,226 | 72,088 |
| Manufacture of vegetable and animal oils and fats... | 21 | 41,098 | 30,596 | 915 | 10,502 | 9,587 |
| Manufacture of dairy products | - | - | - | - | - | - |
| Manufacture of grain mill products | 41 | 241,694 | 205,007 | 9,388 | 36,687 | 27,299 |
| Manufacture of prepared animal feeds | 1 | 62 | 25 | 3 | 36 | 33 |
| Manufacture of bakery products | 90 | 127,095 | 87,063 | 6,495 | 40,032 | 33,538 |
| Manufacture of sugar and sugar confectionery | 5 | 1,084 | 852 | 17 | 232 | 214 |
| Manufacture of macaroni and spaghetti..... | 1 | 8,610 | 4,008 | 923 | 4,602 | 3,679 |
| Manufacture of food products n.e.c. | 6 | 28,294 | 22,022 | 378 | 6,271 | 5,894 |
| Distilling, rectifying and blending of spirits | 6✓ | 9,766 | 4,259 | 2,765 | 5,507 | 2,742 |
| Manufacture of wines | - | - | - | - | - | - |
| Manufacture of malt liquors and malt | 2✓ | 143,270 | 47,495 | 58,719 | 95,775 | 37,056 |
| Manufacture of soft drinks & production of mineral waters | 8✓ | 288,992 | 99,652 | 106,260 | 189,340 | 83,080 |
| MANUFACTURE OF TOBACCO PRODUCTS | - | - | - | - | - | - |
| Manufacture of tobacco products..... | - | - | - | - | - | - |
| MANUFACTURE OF TEXTILES | 17 | 116,551 | 78,306 | 6,444 | 38,245 | 31,801 |
| Spinning, weaving and finishing of textiles | 10 | 115,017 | 77,584 | 6,314 | 37,433 | 31,119 |
| Manufacture of cordage, rope, twine and netting | - | - | - | - | - | - |
| Knitting mills | 7 | 1,534 | 722 | 130 | 812 | 681 |
| MANUFACTURE OF WEARING APPAREL, EXCEPT FUR APPAREL.... | 21 | 35,078 | 18,880 | 3,472 | 16,197 | 12,725 |
| Manufacture of wearing apparel except fur apparel... | 21 | 35,078 | 18,880 | 3,472 | 16,197 | 12,725 |
| TANNING AND DRESSING OF LEATHER; MANUFACTURE OF FOOTWEAR, LUGGAGE AND HANDBAGS | 46 | 358,148 | 262,737 | 16,976 | 95,411 | 78,435 |
| Tanning and dressing of leather, luggage and handbags | 11 | 265,475 | 198,054 | 8,281 | 67,421 | 59,140 |
| Manufacture of footwear..... | 35 | 92,673 | 64,682 | 8,695 | 27,990 | 19,295 |
| MANUFACTURE OF WOOD AND OF PRODUCTS OF WOOD AND CORK, EXCEPT FURNITURE | 7 | 1,876 | 588 | 134 | 1,288 | 1,154 |
| Manufacture of wood and of products of wood and cork, except furniture..... | 7 | 1,876 | 588 | 134 | 1,288 | 1,154 |
| MANUFACTURE OF PAPER, PAPER PRODUCTS AND PRINTING | 55 | 122,072 | 57,681 | 6,487 | 64,391 | 57,904 |
| Manufacture of paper and paper products..... | 5 | 27,485 | 11,789 | 2,738 | 15,695 | 12,957 |
| Publishing and printing services..... | 50 | 94,587 | 45,892 | 3,749 | 48,696 | 44,947 |
| MANUFACTURE OF CHEMICALS AND CHEMICAL PRODUCTS..... | 29 | 249,179 | 161,779 | 20,696 | 87,399 | 66,704 |
| Manufacture of basic chemicals, except fertilizers and nitrogen compounds..... | - | - | - | - | - | - |
| Manufacture of paints, varnishes and mastics | 6 | 68,096 | 44,209 | 6,692 | 23,887 | 17,196 |

NUMBER OF ESTABLISHMENTS, GROSS VALUE OF PRODUCTION, INDUSTRIAL COSTS, INDIRECT TAXES NET
AND CENSUS VALUE ADDED BY INDUSTRIAL GROUP - PRIVATE, 1999/2000 (1992 E.F.Y)

TABLE 4.26 (Cont..)

(IN '000 BIRR)

| INDUSTRIAL GROUP | NO.OF ESTAB. | GROSS VALUE OF PRODUCTION | INDUSTRIAL COSTS | INDIRECT TAXES NET | CENSUS VALUE ADDED | |
|---|-----------------|------------------------------------|---------------------|--------------------------|--------------------|-------------------|
| | | | | | AT MARKET PRICE | AT FACTOR COST |
| Manufacture of pharmaceuticals, medicinal chemicals and botanical products..... | 3 | 37,051 | 19,023 | 1,132 | 18,028 | 16,896 |
| Manufacture of soap and detergents cleaning and polishing, perfumes and toilet preparations..... | 16 | 136,108 | 94,168 | 12,231 | 41,941 | 29,709 |
| Manufacture of chemical products n.e.c. | 4 | 7,923 | 4,379 | 641 | 3,544 | 2,903 |
| MANUFACTURE OF RUBBER AND PLASTIC PROCDUCTS..... | 25 | 126,349 | 77,621 | 12,642 | 48,729 | 36,086 |
| Manufacture of rubber products..... | 4 | 7,388 | 3,581 | 448 | 3,807 | 3,359 |
| Manufacture of plastic products..... | 21 | 118,961 | 74,040 | 12,194 | 44,921 | 32,727 |
| MANUFACTURE OF OTHER NON-METALLIC MINERAL PRODUCTS ... | 68 | 74,424 | 34,011 | 6,527 | 40,412 | 33,885 |
| Manufacture of glass and glass products..... | 2 | 2,733 | 892 | 9 | 1,840 | 1,832 |
| Manufacture of structural clay products | 3 | 847 | 323 | 93 | 524 | 431 |
| Manufacture of cement, lime and plaster | 2 | 602 | 249 | 59 | 354 | 295 |
| Manufacture of articles of concrete, cement and plaster | 53 | 21,504 | 11,470 | 1,119 | 10,035 | 8,916 |
| Manufacture of non-metallic mineral products n.e.c.. | 8 | 48,737 | 21,078 | 5,248 | 27,660 | 22,412 |
| MANUFACTURE OF BASIC IRON AND STEEL..... | 5 ✓ | 56,204 | 45,036 | 6,146 | 11,168 | 5,022 |
| Manufacture of basic iron and steel..... | 5 | 56,204 | 45,036 | 6,146 | 11,168 | 5,022 |
| MANUFACTURE OF FABRICATED METAL PRODUCTS EXCEPT MACHINERY AND EQUIPMENT | 46 ✓ | 61,810 | 36,062 | 5,446 | 25,748 | 20,302 |
| Manufacture of structural metal products, tanks, reservoirs and containers of metal | 26 | 24,523 | 14,220 | 2,463 | 10,304 | 7,841 |
| Manufacture of cutlery, hand tools and general hardware | 6 | 4,907 | 3,525 | 309 | 1,383 | 1,073 |
| Manufacture of other fabricated metal products | 14 | 32,380 | 18,318 | 2,673 | 14,062 | 11,389 |
| MANUFACTURE OF MACHINERY AND EQUIPMENT N.E.C. | 15 ✓ | 6,121 | 3,206 | 369 | 2,914 | 2,545 |
| Manufacture of pumps, compressors, taps and valves.. | - | - | - | - | - | - |
| Manufacture of ovens, furnaces and furnace burners.. | 5 | 1,345 | 704 | 112 | 641 | 530 |
| Manufacture of other general purpose machinery..... | 1 | 205 | 118 | 13 | 87 | 73 |
| Manufacture of machinery for food and beverage processing | 8 | 4,419 | 2,312 | 228 | 2,107 | 1,878 |
| Manufacture of accumulators, primary cells and and primary batteries | 1 | 151 | 72 | 16 | 79 | 64 |
| MANUFACTURE OF MOTOR VEHICLES, TRAILERS & SEMI-TRAILERS | 10 ✓ | 944,674 | 691,953 | 20,703 | 252,721 | 232,017 |
| Manufacture of bodies for motor vehicles..... | 9 | 941,823 | 691,461 | 20,526 | 250,362 | 229,837 |
| Manufacture of parts and accessories for motor vehicles and their engines..... | 1 | 2,851 | 492 | 178 | 2,358 | 2,181 |
| MANUFACTURE OF FURNITURE; MANUFACTURING N.E.C. | 112 | 112,682 | 59,534 | 8,773 | 53,148 | 44,374 |
| Manufacture of furniture; manufacturing n.e.c..... | 112 | 112,682 | 59,534 | 8,773 | 53,148 | 44,374 |
| T O T A L | 643 | 3,325,881 | 2,114,898 | 312,817 | 1,210,983 | 898,165 |

NUMBER OF ESTABLISHMENTS, GROSS VALUE OF PRODUCTION, INDUSTRIAL AND NON-INDUSTRIAL COSTS, INDIRECT TAXES
NET AND VALUE ADDED IN THE NATIONAL ACCOUNT CONCEPT BY INDUSTRIAL GROUP
PUBLIC AND PRIVATE - 1999/2000(1992 E.F.Y)

TABLE 4.27

(IN '000 BIRR)

| INDUSTRIAL GROUP | NO.OF ESTAB. | GROSS VALUE OF PRODUCTION | INDUSTRIAL AND NON- INDUSTRIAL COSTS | INDIRECT TAXES NET | VALUE ADDED IN THE NATIONAL ACCOUNT CONCEPT | |
|---|-----------------|------------------------------------|---|--------------------------|--|-------------------|
| | | | | | AT MARKET PRICE | AT FACTOR COST |
| MANUFACTURE OF FOOD PRODUCTS AND BEVERAGES..... | 235 | 3,337,178 | 1,737,427 | 573,196 | 1,599,752 | 1,026,556 |
| Production, processing and preserving of meat, fruit and vegetables | 9 | 244,716 | 139,719 | 18,419 | 104,998 | 86,578 |
| Manufacture of vegetable and animal oils and fats.... | 27 | 101,120 | 81,832 | 6,785 | 19,288 | 12,503 |
| Manufacture of dairy products | 1 | 13,566 | 8,361 | 543 | 5,206 | 4,663 |
| Manufacture of grain mill products | 50 | 529,719 | 447,965 | 22,698 | 81,754 | 59,055 |
| Manufacture of prepared animal feeds | 3 | 6,544 | 4,963 | 300 | 1,581 | 1,282 |
| Manufacture of bakery products | 95 | 296,766 | 214,408 | 16,518 | 82,358 | 65,840 |
| Manufacture of sugar and sugar confectionery | 9 | 982,298 | 290,384 | 187,765 | 691,914 | 504,148 |
| Manufacture of macaroni and spaghetti..... | 4 | 104,060 | 68,439 | 9,223 | 35,621 | 26,398 |
| Manufacture of food products n.e.c. | 9 | 54,349 | 36,168 | 1,978 | 18,181 | 16,202 |
| Distilling, rectifying and blending of spirits | 10 | 58,803 | 18,925 | 23,354 | 39,878 | 16,524 |
| Manufacture of wines | 2 | 18,826 | 8,560 | 4,523 | 10,266 | 5,742 |
| Manufacture of malt liquors and malt | 6 | 570,472 | 240,529 | 159,685 | 329,943 | 170,258 |
| Manufacture of soft drinks & production of mineral waters | 10 | 355,941 | 177,175 | 121,403 | 178,766 | 57,363 |
| MANUFACTURE OF TOBACCO PRODUCTS | 1 | 261,542 | 88,089 | 19,798 | 173,453 | 153,655 |
| Manufacture of tobacco products..... | 1 | 261,542 | 88,089 | 19,798 | 173,453 | 153,655 |
| MANUFACTURE OF TEXTILES | 36 | 603,331 | 396,342 | 73,849 | 206,988 | 133,139 |
| Spinning, weaving and finishing of textiles | 27 | 547,241 | 366,265 | 68,404 | 180,976 | 112,572 |
| Manufacture of cordage, rope, twine and netting | 2 | 54,555 | 29,220 | 5,315 | 25,335 | 20,020 |
| Knitting mills | 7 | 1,534 | 857 | 130 | 677 | 547 |
| MANUFACTURE OF WEARING APPAREL, EXCEPT FUR APPAREL..... | 25 | 62,660 | 41,575 | 6,121 | 21,085 | 14,964 |
| Manufacture of wearing apparel except fur apparel.... | 25 | 62,660 | 41,575 | 6,121 | 21,085 | 14,964 |
| TANNING AND DRESSING OF LEATHER; MANUFACTURE OF FOOTWEAR, LUGGAGE AND HANDBAGS | 53 | 591,123 | 450,627 | 37,240 | 140,496 | 103,257 |
| Tanning and dressing of leather, luggage and handbags. | 15 | 385,980 | 309,915 | 15,920 | 76,065 | 60,145 |
| Manufacture of footwear..... | 38 | 205,143 | 140,712 | 21,319 | 64,431 | 43,112 |
| MANUFACTURE OF WOOD AND OF PRODUCTS OF WOOD AND CORK, EXCEPT FURNITURE | 16 | 34,282 | 17,952 | 3,758 | 16,330 | 12,573 |
| Manufacture of wood and of products of wood and cork, except furniture..... | 16 | 34,282 | 17,952 | 3,758 | 16,330 | 12,573 |
| MANUFACTURE OF PAPER, PAPER PRODUCTS AND PRINTING | 64 | 344,234 | 189,866 | 21,771 | 154,368 | 132,598 |
| Manufacture of paper and paper products..... | 7 | 112,440 | 69,498 | 11,494 | 42,942 | 31,447 |
| Publishing and printing services..... | 57 | 231,795 | 120,368 | 10,276 | 111,427 | 101,151 |
| MANUFACTURE OF CHEMICALS AND CHEMICAL PRODUCTS..... | 40 | 464,491 | 304,880 | 42,057 | 159,611 | 117,554 |
| Manufacture of basic chemicals, except fertilizers and nitrogen compounds..... | 4 | 26,025 | 13,382 | 2,029 | 12,643 | 10,614 |
| Manufacture of paints, varnishes and mastics | 8 | 119,372 | 78,733 | 12,570 | 40,639 | 28,068 |

NUMBER OF ESTABLISHMENTS, GROSS VALUE OF PRODUCTION, INDUSTRIAL AND NON-INDUSTRIAL COSTS, INDIRECT TAXES
NET AND VALUE ADDED IN THE NATIONAL ACCOUNT CONCEPT BY INDUSTRIAL GROUP
PUBLIC AND PRIVATE - 1999/2000(1992 E.F.Y)

TABLE 4.27 (Contd..)

(IN '000 BIRR)

| INDUSTRIAL GROUP | NO.OF ESTAB. | GROSS VALUE OF PRODUCTION | INDUSTRIAL AND NON- INDUSTRIAL COSTS | INDIRECT TAXES NET | VALUE ADDED IN THE NATIONAL ACCOUNT CONCEPT | |
|---|-----------------|------------------------------------|---|--------------------------|--|-------------------|
| | | | | | AT MARKET PRICE | AT FACTOR COST |
| Manufacture of pharmaceuticals, medicinal chemicals and botanical products..... | 4 | 117,053 | 72,263 | 5,099 | 44,791 | 39,692 |
| Manufacture of soap and detergents cleaning and polishing, perfumes and toilet preparations..... | 18 | 188,224 | 131,349 | 21,218 | 56,875 | 35,657 |
| Manufacture of chemical products n.e.c. | 6 | 13,818 | 9,154 | 1,141 | 4,664 | 3,523 |
| MANUFACTURE OF RUBBER AND PLASTIC PROCDUCTS..... | 29 | 380,583 | 233,494 | 43,943 | 147,090 | 103,147 |
| Manufacture of rubber products..... | 5 | 195,527 | 114,948 | 20,850 | 80,579 | 59,729 |
| Manufacture of plastic products..... | 24 | 185,056 | 118,546 | 23,093 | 66,511 | 43,418 |
| MANUFACTURE OF OTHER NON-METALLIC MINERAL PRODUCTS | 85 | 599,272 | 332,512 | 63,585 | 266,760 | 203,175 |
| Manufacture of glass and glass products..... | 3 | 23,522 | 11,989 | 2,205 | 11,533 | 9,328 |
| Manufacture of structural clay products | 6 | 12,385 | 7,243 | 1,162 | 5,142 | 3,980 |
| Manufacture of cement, lime and plaster | 7 | 406,813 | 218,072 | 45,768 | 188,741 | 142,973 |
| Manufacture of articles of concrete, cement and plaster | 58 | 73,977 | 43,861 | 5,851 | 30,116 | 24,265 |
| Manufacture of non-metallic mineral products n.e.c.... | 11 | 82,575 | 51,347 | 8,599 | 31,228 | 22,629 |
| MANUFACTURE OF BASIC IRON AND STEEL..... | 8 | 235,494 | 161,002 | 25,970 | 74,491 | 48,521 |
| Manufacture of basic iron and steel..... | 8 | 235,494 | 161,002 | 25,970 | 74,491 | 48,521 |
| MANUFACTURE OF FABRICATED METAL PRODUCTS EXCEPT MACHINERY AND EQUIPMENT | 51 | 116,106 | 71,960 | 11,501 | 44,145 | 32,644 |
| Manufacture of structural metal products, tanks, reservoirs and containers of metal | 26 | 24,523 | 15,794 | 2,463 | 8,730 | 6,267 |
| Manufacture of cutlery, hand tools and general hardware | 8 | 15,561 | 10,571 | 1,588 | 4,990 | 3,402 |
| Manufacture of other fabricated metal products | 17 | 76,021 | 45,595 | 7,450 | 30,426 | 22,976 |
| MANUFACTURE OF MACHINERY AND EQUIPMENT N.E.C. | 15 | 6,121 | 3,602 | 369 | 2,518 | 2,149 |
| Manufacture of pumps, compressors, taps and valves... | - | - | - | - | - | - |
| Manufacture of ovens, furnaces and furnace burners... | 5 | 1,345 | 833 | 112 | 512 | 401 |
| Manufacture of other general purpose machinery..... | 1 | 205 | 123 | 13 | 82 | 69 |
| Manufacture of machinery for food and beverage processing | 8 | 4,419 | 2,550 | 228 | 1,869 | 1,641 |
| Manufacture of accumulators, primary cells and and primary battries | 1 | 151 | 96 | 16 | 55 | 39 |
| MANUFACTURE OF MOTOR VEHICLES, TRAILERS & SEMI-TRAILERS. | 11 | 965,004 | 738,747 | 22,664 | 226,257 | 203,593 |
| Manufacture of bodies for motor vehicles..... | 10 | 962,153 | 738,144 | 22,487 | 224,010 | 201,523 |
| Manufacture of parts and accessories for motor vehicles and their engines..... | 1 | 2,851 | 603 | 178 | 2,248 | 2,070 |
| MANUFACTURE OF FURNITURE; MANUFACTURING N.E.C. | 119 | 127,430 | 77,675 | 9,403 | 49,755 | 40,351 |
| Manufacture of furniture; manufacturing n.e.c..... | 119 | 127,430 | 77,675 | 9,403 | 49,755 | 40,351 |
| T O T A L | 788 | 8,128,851 | 4,845,750 | 955,225 | 3,283,100 | 2,327,875 |

NUMBER OF ESTABLISHMENTS, GROSS VALUE OF PRODUCTION, INDUSTRIAL AND NON-INDUSTRIAL COSTS, INDIRECT TAXES
NET AND VALUE ADDED IN THE NATIONAL ACCOUNT CONCEPT BY INDUSTRIAL GROUP
PUBLIC - 1999/2000(1992 E.F.Y)

TABLE 4.28

(IN '000 BIRR)

| INDUSTRIAL GROUP | NO.OF ESTAB. | GROSS VALUE OF PRODUCTION | INDUSTRIAL AND NON- INDUSTRIAL COSTS | INDIRECT TAXES NET | VALUE ADDED IN THE NATIONAL ACCOUNT CONCEPT | |
|---|-----------------|------------------------------------|---|--------------------------|--|-------------------|
| | | | | | AT MARKET PRICE | AT FACTOR COST |
| MANUFACTURE OF FOOD PRODUCTS AND BEVERAGES..... | 48 | 2,276,465 | 1,023,081 | 375,195 | 1,253,384 | 878,189 |
| Production, processing and preserving of meat, fruit and vegetables | 3 | 73,968 | 44,648 | 6,281 | 29,319 | 23,039 |
| Manufacture of vegetable and animal oils and fats.... | 6 | 60,022 | 49,399 | 5,870 | 10,623 | 4,753 |
| Manufacture of dairy products | 1 | 13,566 | 8,361 | 543 | 5,206 | 4,663 |
| Manufacture of grain mill products | 9 | 288,025 | 234,188 | 13,310 | 53,837 | 40,526 |
| Manufacture of prepared animal feeds | 2 | 6,483 | 4,937 | 297 | 1,546 | 1,249 |
| Manufacture of bakery products | 5 | 169,671 | 121,187 | 10,024 | 48,483 | 38,460 |
| Manufacture of sugar and sugar confectionery | 4 | 981,214 | 289,510 | 187,748 | 691,704 | 503,956 |
| Manufacture of macaroni and spaghetti..... | 3 | 95,449 | 64,430 | 8,300 | 31,019 | 22,719 |
| Manufacture of food products n.e.c. | 3 | 26,055 | 12,953 | 1,601 | 13,101 | 11,501 |
| Distilling, rectifying and blending of spirits | 4 | 49,037 | 13,075 | 20,589 | 35,962 | 15,373 |
| Manufacture of wines | 2 | 18,826 | 8,560 | 4,523 | 10,266 | 5,742 |
| Manufacture of malt liquors and malt | 4 | 427,202 | 148,201 | 100,966 | 279,001 | 178,035 |
| Manufacture of soft drinks & production of mineral waters | 2 | 66,949 | 23,631 | 15,143 | 43,317 | 28,174 |
| MANUFACTURE OF TOBACCO PRODUCTS | 1 | 261,542 | 88,089 | 19,798 | 173,453 | 153,655 |
| Manufacture of tobacco products..... | 1 | 261,542 | 88,089 | 19,798 | 173,453 | 153,655 |
| MANUFACTURE OF TEXTILES | 19 | 486,780 | 313,579 | 67,405 | 173,201 | 105,796 |
| Spinning, weaving and finishing of textiles | 17 | 432,224 | 284,358 | 62,090 | 147,866 | 85,776 |
| Manufacture of cordage, rope, twine and netting | 2 | 54,555 | 29,220 | 5,315 | 25,335 | 20,020 |
| Knitting mills | - | - | - | - | - | - |
| MANUFACTURE OF WEARING APPAREL, EXCEPT FUR APPAREL..... | 4 | 27,582 | 19,247 | 2,649 | 8,335 | 5,686 |
| Manufacture of wearing apparel except fur apparel.... | 4 | 27,582 | 19,247 | 2,649 | 8,335 | 5,686 |
| TANNING AND DRESSING OF LEATHER; MANUFACTURE OF FOOTWEAR, LUGGAGE AND HANDBAGS | 7 | 232,976 | 163,250 | 20,264 | 69,725 | 49,462 |
| Tanning and dressing of leather, luggage and handbags. | 4 | 120,505 | 91,275 | 7,639 | 29,230 | 21,591 |
| Manufacture of footwear..... | 3 | 112,471 | 71,975 | 12,624 | 40,495 | 27,871 |
| MANUFACTURE OF WOOD AND OF PRODUCTS OF WOOD AND CORK, EXCEPT FURNITURE | 9 | 32,406 | 17,137 | 3,623 | 15,269 | 11,645 |
| Manufacture of wood and of products of wood and cork, except furniture..... | 9 | 32,406 | 17,137 | 3,623 | 15,269 | 11,645 |
| MANUFACTURE OF PAPER, PAPER PRODUCTS AND PRINTING | 9 | 222,162 | 122,316 | 15,284 | 99,846 | 84,562 |
| Manufacture of paper and paper products..... | 2 | 84,955 | 55,489 | 8,756 | 29,466 | 20,710 |
| Publishing and printing services..... | 7 | 137,207 | 66,828 | 6,527 | 70,380 | 63,852 |
| MANUFACTURE OF CHEMICALS AND CHEMICAL PRODUCTS..... | 11 | 215,313 | 131,521 | 21,362 | 83,792 | 62,430 |
| Manufacture of basic chemicals, except fertilizers and nitrogen compounds..... | 4 | 26,025 | 13,382 | 2,029 | 12,643 | 10,614 |
| Manufacture of paints, varnishes and mastics | 2 | 51,275 | 32,223 | 5,879 | 19,052 | 13,173 |

NUMBER OF ESTABLISHMENTS, GROSS VALUE OF PRODUCTION, INDUSTRIAL AND NON-INDUSTRIAL COSTS, INDIRECT TAXES
NET AND VALUE ADDED IN THE NATIONAL ACCOUNT CONCEPT BY INDUSTRIAL GROUP
PUBLIC - 1999/2000(1992 E.F.Y)

TABLE 4.28 (Contd..)

(IN '000 BIRR)

| INDUSTRIAL GROUP | NO.OF ESTAB. | GROSS VALUE OF PRODUCTION | INDUSTRIAL AND NON- INDUSTRIAL COSTS | INDIRECT TAXES NET | VALUE ADDED IN THE NATIONAL ACCOUNT CONCEPT | |
|---|-----------------|------------------------------------|---|--------------------------|--|-------------------|
| | | | | | AT MARKET PRICE | AT FACTOR COST |
| Manufacture of pharmaceuticals, medicinal chemicals and botanical products..... | 1 | 80,002 | 51,416 | 3,967 | 28,586 | 24,619 |
| Manufacture of soap and detergents cleaning and polishing, perfumes and toilet preparations..... | 2 | 52,115 | 30,323 | 8,987 | 21,792 | 12,805 |
| Manufacture of chemical products n.e.c. | 2 | 5,896 | 4,176 | 500 | 1,720 | 1,219 |
| MANUFACTURE OF RUBBER AND PLASTIC PROCDUCTS..... | 4 | 254,234 | 146,910 | 31,300 | 107,324 | 76,023 |
| Manufacture of rubber products..... | 1 | 188,139 | 110,643 | 20,402 | 77,495 | 57,094 |
| Manufacture of plastic products..... | 3 | 66,095 | 36,267 | 10,899 | 29,828 | 18,930 |
| MANUFACTURE OF OTHER NON-METALLIC MINERAL PRODUCTS | 17 | 524,848 | 284,274 | 57,058 | 240,574 | 183,516 |
| Manufacture of glass and glass products..... | 1 | 20,789 | 10,947 | 2,197 | 9,843 | 7,646 |
| Manufacture of structural clay products | 3 | 11,538 | 6,869 | 1,069 | 4,669 | 3,600 |
| Manufacture of cement, lime and plaster | 5 | 406,211 | 217,790 | 45,709 | 188,421 | 142,712 |
| Manufacture of articles of concrete, cement and plaster | 5 | 52,473 | 30,191 | 4,732 | 22,282 | 17,550 |
| Manufacture of non-metallic mineral products n.e.c.... | 3 | 33,838 | 18,478 | 3,351 | 15,360 | 12,008 |
| MANUFACTURE OF BASIC IRON AND STEEL..... | 3 | 179,289 | 115,039 | 19,824 | 64,250 | 44,427 |
| Manufacture of basic iron and steel..... | 3 | 179,289 | 115,039 | 19,824 | 64,250 | 44,427 |
| MANUFACTURE OF FABRICATED METAL PRODUCTS EXCEPT MACHINERY AND EQUIPMENT | 5 | 54,295 | 30,419 | 6,055 | 23,877 | 17,822 |
| Manufacture of structural metal products, tanks, reservoirs and containers of metal | - | - | - | - | - | - |
| Manufacture of cutlery, hand tools and general hardware | 2 | 10,653 | 6,683 | 1,278 | 3,971 | 2,692 |
| Manufacture of other fabricated metal products | 3 | 43,642 | 23,736 | 4,777 | 19,906 | 15,129 |
| MANUFACTURE OF MACHINERY AND EQUIPMENT N.E.C. | - | - | - | - | - | - |
| Manufacture of pumps, compressors, taps and valves... | - | - | - | - | - | - |
| Manufacture of ovens, furnaces and furnace burners... | - | - | - | - | - | - |
| Manufacture of other general purpose machinery..... | - | - | - | - | - | - |
| Manufacture of machinery for food and beverage processing | - | - | - | - | - | - |
| Manufacture of accumulators, primary cells and and primary batteries | - | - | - | - | - | - |
| MANUFACTURE OF MOTOR VEHICLES, TRAILERS & SEMI-TRAILERS. | 1 | 20,330 | 8,210 | 1,961 | 12,120 | 10,159 |
| Manufacture of bodies for motor vehicles..... | 1 | 20,330 | 8,210 | 1,961 | 12,120 | 10,159 |
| Manufacture of parts and accessories for motor vehicles and their engines..... | - | - | - | - | - | - |
| MANUFACTURE OF FURNITURE; MANUFACTURING N.E.C. | 7 | 14,748 | 7,770 | 630 | 6,978 | 6,348 |
| Manufacture of furniture; manufacturing n.e.c..... | 7 | 14,748 | 7,770 | 630 | 6,978 | 6,348 |
| T O T A L | 145 | 4,802,970 | 2,470,842 | 642,408 | 2,332,128 | 1,689,720 |

NUMBER OF ESTABLISHMENTS, GROSS VALUE OF PRODUCTION, INDUSTRIAL AND NON-INDUSTRIAL COSTS, INDIRECT TAXES
NET AND VALUE ADDED IN THE NATIONAL ACCOUNT CONCEPT BY INDUSTRIAL GROUP
PRIVATE - 1999/2000(1992 E.F.Y)

TABLE 4.29

(IN '000 BIRR)

| INDUSTRIAL GROUP | NO.OF ESTAB. | GROSS VALUE OF PRODUCTION | INDUSTRIAL AND NON- INDUSTRIAL COSTS | INDIRECT TAXES NET | VALUE ADDED IN THE NATIONAL ACCOUNT CONCEPT | |
|---|-----------------|------------------------------------|---|--------------------------|--|-------------------|
| | | | | | AT MARKET PRICE | AT FACTOR COST |
| MANUFACTURE OF FOOD PRODUCTS AND BEVERAGES..... | 187 | 1,060,713 | 714,346 | 198,001 | 346,367 | 148,366 |
| Production, processing and preserving of meat, fruit and vegetables | 6 | 170,748 | 95,070 | 12,138 | 75,678 | 63,540 |
| Manufacture of vegetable and animal oils and fats.... | 21 | 41,098 | 32,432 | 915 | 8,666 | 7,750 |
| Manufacture of dairy products | - | - | - | - | - | - |
| Manufacture of grain mill products | 41 | 241,694 | 213,777 | 9,388 | 27,917 | 18,529 |
| Manufacture of prepared animal feeds | 1 | 62 | 26 | 3 | 35 | 33 |
| Manufacture of bakery products | 90 | 127,095 | 93,221 | 6,495 | 33,874 | 27,380 |
| Manufacture of sugar and sugar confectionery | 5 | 1,084 | 874 | 17 | 210 | 192 |
| Manufacture of macaroni and spaghetti..... | 1 | 8,610 | 4,008 | 923 | 4,602 | 3,679 |
| Manufacture of food products n.e.c. | 6 | 28,294 | 23,215 | 378 | 5,079 | 4,701 |
| Distilling, rectifying and blending of spirits | 6 | 9,766 | 5,850 | 2,765 | 3,916 | 1,151 |
| Manufacture of wines | - | - | - | - | - | - |
| Manufacture of malt liquors and malt | 2 | 143,270 | 92,328 | 58,719 | 50,942 | -7,777 |
| Manufacture of soft drinks & production of mineral waters | 8 | 288,992 | 153,544 | 106,260 | 135,448 | 29,188 |
| MANUFACTURE OF TOBACCO PRODUCTS | - | - | - | - | - | - |
| Manufacture of tobacco products..... | - | - | - | - | - | - |
| MANUFACTURE OF TEXTILES | 17 | 116,551 | 82,764 | 6,444 | 33,787 | 27,343 |
| Spinning, weaving and finishing of textiles | 10 | 115,017 | 81,907 | 6,314 | 33,110 | 26,796 |
| Manufacture of cordage, rope, twine and netting | - | - | - | - | - | - |
| Knitting mills | 7 | 1,534 | 857 | 130 | 677 | 547 |
| MANUFACTURE OF WEARING APPAREL, EXCEPT FUR APPAREL..... | 21 | 35,078 | 22,328 | 3,472 | 12,749 | 9,277 |
| Manufacture of wearing apparel except fur apparel.... | 21 | 35,078 | 22,328 | 3,472 | 12,749 | 9,277 |
| TANNING AND DRESSING OF LEATHER; MANUFACTURE OF FOOTWEAR, LUGGAGE AND HANDBAGS | 46 | 358,148 | 287,377 | 16,976 | 70,771 | 53,795 |
| Tanning and dressing of leather, luggage and handbags. | 11 | 265,475 | 218,640 | 8,281 | 46,835 | 38,554 |
| Manufacture of footwear..... | 35 | 92,673 | 68,737 | 8,695 | 23,936 | 15,241 |
| MANUFACTURE OF WOOD AND OF PRODUCTS OF WOOD AND CORK, EXCEPT FURNITURE | 7 | 1,876 | 814 | 134 | 1,062 | 927 |
| Manufacture of wood and of products of wood and cork, except furniture..... | 7 | 1,876 | 814 | 134 | 1,062 | 927 |
| MANUFACTURE OF PAPER, PAPER PRODUCTS AND PRINTING | 55 | 122,072 | 67,549 | 6,487 | 54,523 | 48,035 |
| Manufacture of paper and paper products..... | 5 | 27,485 | 14,009 | 2,738 | 13,476 | 10,737 |
| Publishing and printing services..... | 50 | 94,587 | 53,540 | 3,749 | 41,047 | 37,298 |
| MANUFACTURE OF CHEMICALS AND CHEMICAL PRODUCTS..... | 29 | 249,179 | 173,360 | 20,696 | 75,819 | 55,123 |
| Manufacture of basic chemicals, except fertilizers and nitrogen compounds..... | - | - | - | - | - | - |
| Manufacture of paints, varnishes and mastics | 6 | 68,096 | 46,509 | 6,692 | 21,587 | 14,895 |

NUMBER OF ESTABLISHMENTS, GROSS VALUE OF PRODUCTION, INDUSTRIAL AND NON-INDUSTRIAL COSTS, INDIRECT TAXES
NET AND VALUE ADDED IN THE NATIONAL ACCOUNT CONCEPT BY INDUSTRIAL GROUP
PRIVATE - 1999/2000(1992 E.F.Y)

TABLE 4.29 (Contd..)

(IN '000 BIRR)

| INDUSTRIAL GROUP | NO.OF ESTAB. | GROSS VALUE OF PRODUCTION | INDUSTRIAL AND NON- INDUSTRIAL COSTS | INDIRECT TAXES NET | VALUE ADDED IN THE NATIONAL ACCOUNT CONCEPT | |
|---|-----------------|------------------------------------|---|--------------------------|--|-------------------|
| | | | | | AT MARKET PRICE | AT FACTOR COST |
| Manufacture of pharmaceuticals, medicinal chemicals and botanical products..... | 3 | 37,051 | 20,847 | 1,132 | 16,205 | 15,073 |
| Manufacture of soap and detergents cleaning and polishing, perfumes and toilet preparations..... | 16 | 136,108 | 101,026 | 12,231 | 35,083 | 22,851 |
| Manufacture of chemical products n.e.c. | 4 | 7,923 | 4,978 | 641 | 2,944 | 2,304 |
| MANUFACTURE OF RUBBER AND PLASTIC PROCDUCTS..... | 25 | 126,349 | 86,583 | 12,642 | 39,766 | 27,124 |
| Manufacture of rubber products..... | 4 | 7,388 | 4,305 | 448 | 3,084 | 2,636 |
| Manufacture of plastic products..... | 21 | 118,961 | 82,279 | 12,194 | 36,682 | 24,488 |
| MANUFACTURE OF OTHER NON-METALLIC MINERAL PRODUCTS | 68 | 74,424 | 48,237 | 6,527 | 26,186 | 19,659 |
| Manufacture of glass and glass products..... | 2 | 2,733 | 1,042 | 9 | 1,690 | 1,682 |
| Manufacture of structural clay products | 3 | 847 | 374 | 93 | 473 | 380 |
| Manufacture of cement, lime and plaster | 2 | 602 | 283 | 59 | 320 | 261 |
| Manufacture of articles of concrete, cement and plaster | 53 | 21,504 | 13,670 | 1,119 | 7,834 | 6,715 |
| Manufacture of non-metallic mineral products n.e.c.... | 8 | 48,737 | 32,869 | 5,248 | 15,868 | 10,621 |
| MANUFACTURE OF BASIC IRON AND STEEL..... | 5 | 56,204 | 45,964 | 6,146 | 10,241 | 4,095 |
| Manufacture of basic iron and steel..... | 5 | 56,204 | 45,964 | 6,146 | 10,241 | 4,095 |
| MANUFACTURE OF FABRICATED METAL PRODUCTS EXCEPT MACHINERY AND EQUIPMENT | 46 | 61,810 | 41,542 | 5,446 | 20,269 | 14,823 |
| Manufacture of structural metal products, tanks, reservoirs and containers of metal | 26 | 24,523 | 15,794 | 2,463 | 8,730 | 6,267 |
| Manufacture of cutlery, hand tools and general hardware | 6 | 4,907 | 3,888 | 309 | 1,019 | 710 |
| Manufacture of other fabricated metal products | 14 | 32,380 | 21,860 | 2,673 | 10,520 | 7,847 |
| MANUFACTURE OF MACHINERY AND EQUIPMENT N.E.C. | 15 | 6,121 | 3,602 | 369 | 2,518 | 2,149 |
| Manufacture of pumps, compressors, taps and valves... | - | - | - | - | - | - |
| Manufacture of ovens, furnaces and furnace burners... | 5 | 1,345 | 833 | 112 | 512 | 401 |
| Manufacture of other general purpose machinery..... | 1 | 205 | 123 | 13 | 82 | 69 |
| Manufacture of machinery for food and beverage processing | 8 | 4,419 | 2,550 | 228 | 1,869 | 1,641 |
| Manufacture of accumulators, primary cells and and primary batteries | 1 | 151 | 96 | 16 | 55 | 39 |
| MANUFACTURE OF MOTOR VEHICLES, TRAILERS & SEMI-TRAILERS. | 10 | 944,674 | 730,536 | 20,703 | 214,137 | 193,434 |
| Manufacture of bodies for motor vehicles..... | 9 | 941,823 | 729,933 | 20,526 | 211,890 | 191,364 |
| Manufacture of parts and accessories for motor vehicles and their engines..... | 1 | 2,851 | 603 | 178 | 2,248 | 2,070 |
| MANUFACTURE OF FURNITURE; MANUFACTURING N.E.C. | 112 | 112,682 | 69,905 | 8,773 | 42,777 | 34,004 |
| Manufacture of furniture; manufacturing n.e.c..... | 112 | 112,682 | 69,905 | 8,773 | 42,777 | 34,004 |
| T O T A L | 643 | 3,325,881 | 2,374,908 | 312,817 | 950,972 | 638,155 |

**GROSS VALUE OF PRODUCTION IN PRODUCERS' VALUES BY INDUSTRIAL GROUP - PUBLIC AND PRIVATE
1999/2000(1992 E.F.Y)**

TABLE 4.30

(IN '000 BIRR)

| INDUSTRIAL GROUP | NO.OF ESTAB. | REVENUE FROM SALES | RECEIPTS FROM INDUSTRIAL SERVICES RENDERED TO OTHERS | RECEIPTS OF PRODUCTS BOUGHT AND RESOLD | OTHER RECEIPTS | DIFFERENCE OF STOCKS IN | | GROSS VALUE OF PRODUCTION IN PRODUCERS' VALUES |
|---|-----------------|--------------------------|---|---|-------------------|----------------------------|----------------------------|---|
| | | | | | | FINISHED GOODS | SEMI- FINISHED GOODS | |
| MANUFACTURE OF FOOD PRODUCTS AND BEVERAGES..... | 235 | 3,260,210 | 7,752 | 21,310 | 32,784 | 11,634 | 3,488 | 3,337,178 |
| Production, processing and preserving of meat, fruit and vegetables | 9 | 232,629 | 6,548 | 4,749 | 1,363 | -1,487 | 914 | 244,716 |
| Manufacture of vegetable and animal oils and fats... | 27 | 96,475 | 126 | 416 | 1,599 | 2,060 | 445 | 101,120 |
| Manufacture of dairy products | 1 | 12,855 | - | - | 711 | - | - | 13,566 |
| Manufacture of grain mill products | 50 | 516,343 | 233 | 4,946 | 5,223 | 2,959 | 15 | 529,719 |
| Manufacture of prepared animal feeds | 3 | 6,296 | - | - | 214 | 34 | - | 6,544 |
| Manufacture of bakery products | 95 | 290,796 | 614 | 248 | 3,510 | 1,693 | -94 | 296,766 |
| Manufacture of sugar and sugar confectionery | 9 | 973,567 | - | - | 2,744 | 5,981 | 5 | 982,298 |
| Manufacture of macaroni and spaghetti..... | 4 | 104,445 | - | - | 19 | -404 | - | 104,060 |
| Manufacture of food products n.e.c. | 9 | 52,282 | - | 1,312 | 278 | 419 | 58 | 54,349 |
| Distilling, rectifying and blending of spirits | 10 | 60,808 | - | - | 53 | -1,909 | -149 | 58,803 |
| Manufacture of wines | 2 | 16,815 | - | 20 | 252 | 454 | 1,285 | 18,826 |
| Manufacture of malt liquors and malt | 6 | 553,305 | 204 | 652 | 12,450 | 2,913 | 948 | 570,472 |
| Manufacture of soft drinks & production of mineral waters | 10 | 343,594 | 27 | 8,968 | 4,368 | -1,079 | 62 | 355,941 |
| MANUFACTURE OF TOBACCO PRODUCTS | 1 | 240,873 | - | 19,798 | - | -1,615 | 2,486 | 261,542 |
| Manufacture of tobacco products..... | 1 | 240,873 | - | 19,798 | - | -1,615 | 2,486 | 261,542 |
| MANUFACTURE OF TEXTILES | 36 | 600,507 | 15,157 | - | 9,870 | -24,470 | 2,267 | 603,331 |
| Spinning, weaving and finishing of textiles | 27 | 551,127 | 15,138 | - | 7,688 | -28,982 | 2,270 | 547,241 |
| Manufacture of cordage, rope, twine and netting | 2 | 48,021 | 19 | - | 2,181 | 4,338 | -4 | 54,555 |
| Knitting mills | 7 | 1,359 | - | - | - | 174 | 1 | 1,534 |
| MANUFACTURE OF WEARING APPAREL, EXCEPT FUR APPAREL.... | 25 | 59,659 | 1,097 | 1,034 | 1,252 | -128 | -254 | 62,660 |
| Manufacture of wearing apparel except fur apparel... | 25 | 59,659 | 1,097 | 1,034 | 1,252 | -128 | -254 | 62,660 |
| TANNING AND DRESSING OF LEATHER; MANUFACTURE OF FOOTWEAR, LUGGAGE AND HANDBAGS | 53 | 573,649 | 120 | 37,425 | 6,431 | -17,628 | -8,874 | 591,123 |
| Tanning and dressing of leather,luggage and handbags | 15 | 377,275 | 120 | 18,186 | 4,661 | -6,732 | -7,531 | 385,980 |
| Manufacture of footwear..... | 38 | 196,373 | - | 19,239 | 1,770 | -10,896 | -1,343 | 205,143 |
| MANUFACTURE OF WOOD AND OF PRODUCTS OF WOOD AND CORK, EXCEPT FURNITURE | 16 | 35,335 | 256 | - | 278 | -1,405 | -181 | 34,282 |
| Manufacture of wood and of products of wood and cork, except furniture..... | 16 | 35,335 | 256 | - | 278 | -1,405 | -181 | 34,282 |
| MANUFACTURE OF PAPER, PAPER PRODUCTS AND PRINTING..... | 64 | 347,738 | 33 | 2,043 | 3,032 | -7,980 | -631 | 344,234 |
| Manufacture of paper and paper products..... | 7 | 117,290 | - | 1,375 | 138 | -7,978 | 1,614 | 112,440 |
| Publishing and printing services..... | 57 | 230,447 | 33 | 668 | 2,894 | -2 | -2,246 | 231,795 |
| MANUFACTURE OF CHEMICALS AND CHEMICAL PRODUCTS..... | 40 | 434,794 | 417 | 22,672 | 8,782 | -6,170 | 3,996 | 464,491 |
| Manufacture of basic chemicals, except fertilizers and nitrogen compounds..... | 4 | 27,671 | 417 | - | 1,844 | -4,240 | 333 | 26,025 |
| Manufacture of paints, varnishes and mastics | 8 | 111,164 | - | 2,838 | 2,081 | 3,271 | 17 | 119,372 |

GROSS VALUE OF PRODUCTION IN PRODUCERS' VALUES BY INDUSTRIAL GROUP - PUBLIC AND PRIVATE
1999/2000(1992 E.F.Y)

TABLE 4.30 (Contd..)

(IN '000 BIRR)

| INDUSTRIAL GROUP | NO.OF ESTAB. | REVENUE FROM SALES | RECEIPTS FROM INDUSTRIAL SERVICES RENDERED TO OTHERS | RECEIPTS OF PRODUCTS BOUGHT AND RESOLD | OTHER RECEIPTS | DIFFERENCE OF STOCKS IN | | GROSS VALUE OF PRODUCTION IN PRODUCERS' VALUES |
|---|-----------------|--------------------------|---|---|-------------------|----------------------------|----------------------------|---|
| | | | | | | FINISHED GOODS | SEMI- FINISHED GOODS | |
| Manufacture of pharmaceuticals, medicinal chemicals and botanical products..... | 4 | 109,753 | - | - | 245 | 3,385 | 3,671 | 117,053 |
| Manufacture of soap and detergents cleaning and polishing, perfumes and toilet preparations..... | 18 | 173,044 | - | 19,091 | 4,415 | -8,488 | 161 | 188,224 |
| Manufacture of chemical products n.e.c. | 6 | 13,163 | - | 742 | 196 | -97 | -186 | 13,818 |
| MANUFACTURE OF RUBBER AND PLASTIC PROCDUCTS..... | 29 | 375,990 | 388 | 5,003 | 3,465 | -6,938 | 2,676 | 380,583 |
| Manufacture of rubber products..... | 5 | 193,974 | 388 | 2,495 | 2,179 | -3,647 | 138 | 195,527 |
| Manufacture of plastic products..... | 24 | 182,016 | - | 2,508 | 1,286 | -3,291 | 2,538 | 185,056 |
| MANUFACTURE OF OTHER NON-METALLIC MINERAL PRODUCTS ... | 85 | 568,778 | 445 | 24,016 | 7,261 | 7,368 | -8,596 | 599,272 |
| Manufacture of glass and glass products..... | 3 | 22,663 | 66 | 150 | 626 | 163 | -147 | 23,522 |
| Manufacture of structural clay products | 6 | 10,935 | - | - | 1,239 | 279 | -69 | 12,385 |
| Manufacture of cement, lime and plaster | 7 | 414,609 | - | - | 1,613 | 766 | -10,174 | 406,813 |
| Manufacture of articles of concrete, cement and plaster | 58 | 47,134 | 352 | 21,694 | 3,311 | 1,658 | -172 | 73,977 |
| Manufacture of non-metallic mineral products n.e.c.. | 11 | 73,437 | 27 | 2,172 | 471 | 4,502 | 1,966 | 82,575 |
| MANUFACTURE OF BASIC IRON AND STEEL..... | 8 | 238,192 | 157 | 1,119 | 2,293 | -5,852 | -414 | 235,494 |
| Manufacture of basic iron and steel..... | 8 | 238,192 | 157 | 1,119 | 2,293 | -5,852 | -414 | 235,494 |
| MANUFACTURE OF FABRICATED METAL PRODUCTS EXCEPT MACHINERY AND EQUIPMENT | 51 | 107,559 | 3,885 | 3,545 | 1,837 | -1,077 | 358 | 116,106 |
| Manufacture of structural metal products, tanks, reservoirs and containers of metal | 26 | 22,349 | 393 | 1 | 225 | 272 | 1,283 | 24,523 |
| Manufacture of cutlery, hand tools and general hardware | 8 | 15,075 | 185 | 279 | 319 | -352 | 55 | 15,561 |
| Manufacture of other fabricated metal products | 17 | 70,135 | 3,306 | 3,264 | 1,293 | -997 | -979 | 76,021 |
| MANUFACTURE OF MACHINERY AND EQUIPMENT N.E.C. | 15 | 4,810 | 672 | 89 | 242 | 145 | 162 | 6,121 |
| Manufacture of pumps, compressors, taps and valves.. | - | - | - | - | - | - | - | - |
| Manufacture of ovens, furnaces and furnace burners.. | 5 | 1,093 | 234 | - | - | 22 | -4 | 1,345 |
| Manufacture of other general purpose machinery..... | 1 | 116 | - | 89 | - | - | - | 205 |
| Manufacture of machinery for food and beverage processing | 8 | 3,454 | 434 | - | 242 | 122 | 166 | 4,419 |
| Manufacture of accumulators, primary cells and and primary batteries | 1 | 147 | 4 | - | - | - | - | 151 |
| MANUFACTURE OF MOTOR VEHICLES, TRAILERS & SEMI-TRAILERS | 11 | 892,857 | 3,932 | 33,171 | 7,325 | 5,621 | 22,098 | 965,004 |
| Manufacture of bodies for motor vehicles..... | 10 | 892,857 | 2,484 | 33,171 | 5,922 | 5,621 | 22,098 | 962,153 |
| Manufacture of parts and accessories for motor vehicles and their engines..... | 1 | - | 1,448 | - | 1,402 | - | - | 2,851 |
| MANUFACTURE OF FURNITURE; MANUFACTURING N.E.C. | 119 | 112,617 | 998 | 6,933 | 3,438 | 771 | 2,674 | 127,430 |
| Manufacture of furniture; manufacturing n.e.c..... | 119 | 112,617 | 998 | 6,933 | 3,438 | 771 | 2,674 | 127,430 |
| T O T A L | 788 | 7,853,567 | 35,310 | 178,157 | 88,288 | -47,724 | 21,253 | 8,128,851 |

**ACTUAL VALUE OF PRODUCTION AS PERCENTAGE OF YEARLY CAPACITY BY INDUSTRIAL GROUP
PUBLIC AND PRIVATE - 1999/2000(1992 E.F.Y)**

TABLE 4.31

(IN '000 BIRR)

| INDUSTRIAL GROUP | ACTUAL VALUE OF PRODUCTION | VALUE OF PRODUCTION AT FULL CAPACITY (AT MARKET PRICE) | ACTUAL VALUE OF PRODUCTION AS % OF YEARLY CAPACITY | DEMAND OF RAW MATERIALS CONSUMPTION AT FULL CAPACITY |
|---|-------------------------------|--|---|---|
| MANUFACTURE OF FOOD PRODUCTS AND BEVERAGES..... | 3,275,332 | 4,979,593 | 65.78 | 2,497,876 |
| Production, processing and preserving of meat, fruit and vegetables | 232,057 | 238,352 | 97.36 | 143,889 |
| Manufacture of vegetable and animal oils and fats... | 98,980 | 395,560 | 25.02 | 246,972 |
| Manufacture of dairy products | 12,855 | 18,548 | 69.31 | 18,635 |
| Manufacture of grain mill products | 519,317 | 957,728 | 54.22 | 687,449 |
| Manufacture of prepared animal feeds | 6,330 | 17,984 | 35.20 | 14,785 |
| Manufacture of bakery products | 292,395 | 433,126 | 67.51 | 626,807 |
| Manufacture of sugar and sugar confectionery | 979,553 | 1,243,545 | 78.77 | 174,947 |
| Manufacture of macaroni and spaghetti..... | 104,040 | 129,948 | 80.06 | 83,044 |
| Manufacture of food products n.e.c. | 52,758 | 125,562 | 42.02 | 70,127 |
| Distilling, rectifying and blending of spirits | 58,750 | 140,872 | 41.70 | 38,002 |
| Manufacture of wines | 18,554 | 33,629 | 55.17 | 9,533 |
| Manufacture of malt liquors and malt | 557,166 | 702,877 | 79.27 | 200,088 |
| Manufacture of soft drinks & production of mineral waters | 342,577 | 541,860 | 63.22 | 183,598 |
| MANUFACTURE OF TOBACCO PRODUCTS | 241,744 | 269,823 | 89.59 | 70,932 |
| Manufacture of tobacco products..... | 241,744 | 269,823 | 89.59 | 70,932 |
| MANUFACTURE OF TEXTILES | 578,303 | 1,328,992 | 43.51 | 765,717 |
| Spinning, weaving and finishing of textiles | 524,414 | 1,221,593 | 42.93 | 715,958 |
| Manufacture of cordage, rope, twine and netting | 52,355 | 98,027 | 53.41 | 44,674 |
| Knitting mills | 1,534 | 9,372 | 16.37 | 5,085 |
| MANUFACTURE OF WEARING APPAREL, EXCEPT FUR APPAREL.... | 59,277 | 147,947 | 40.07 | 69,584 |
| Manufacture of wearing apparel except fur apparel... | 59,277 | 147,947 | 40.07 | 69,584 |
| TANNING AND DRESSING OF LEATHER; MANUFACTURE OF FOOTWEAR, LUGGAGE AND HANDBAGS | 547,147 | 1,123,359 | 48.71 | 719,863 |
| Tanning and dressing of leather, luggage and handbags | 363,013 | 605,920 | 59.91 | 470,834 |
| Manufacture of footwear..... | 184,134 | 517,439 | 35.59 | 249,028 |
| MANUFACTURE OF WOOD AND OF PRODUCTS OF WOOD AND CORK, EXCEPT FURNITURE | 33,748 | 83,713 | 40.31 | 28,307 |
| Manufacture of wood and of products of wood and cork, except furniture..... | 33,748 | 83,713 | 40.31 | 28,307 |
| MANUFACTURE OF PAPER, PAPER PRODUCTS AND PRINTING..... | 339,126 | 577,792 | 58.69 | 291,452 |
| Manufacture of paper and paper products..... | 110,926 | 212,622 | 52.17 | 105,806 |
| Publishing and printing services..... | 228,199 | 365,170 | 62.49 | 185,646 |
| MANUFACTURE OF CHEMICALS AND CHEMICAL PRODUCTS..... | 432,621 | 1,022,689 | 42.30 | 553,488 |
| Manufacture of basic chemicals, except fertilizers and nitrogen compounds..... | 23,764 | 180,708 | 13.15 | 52,081 |
| Manufacture of paints, varnishes and mastics | 114,452 | 155,623 | 73.54 | 81,779 |

**ACTUAL VALUE OF PRODUCTION AS PERCENTAGE OF YEARLY CAPACITY BY INDUSTRIAL GROUP
PUBLIC AND PRIVATE - 1999/2000(1992 E.F.Y)**

TABLE 4.31 (Contd..)

(IN '000 BIRR)

| INDUSTRIAL GROUP | ACTUAL VALUE OF PRODUCTION | VALUE OF PRODUCTION AT FULL CAPACITY (AT MARKET PRICE) | ACTUAL VALUE OF PRODUCTION AS % OF YEARLY CAPACITY | DEMAND OF RAW MATERIALS CONSUMPTION AT FULL CAPACITY |
|---|-------------------------------|--|---|---|
| Manufacture of pharmaceuticals, medicinal chemicals and botanical products..... | 116,808 | 367,421 | 31.79 | 220,720 |
| Manufacture of soap and detergents cleaning and polishing, perfumes and toilet preparations..... | 164,717 | 264,943 | 62.17 | 176,785 |
| Manufacture of chemical products n.e.c. | 12,879 | 53,994 | 23.85 | 22,123 |
| MANUFACTURE OF RUBBER AND PLASTIC PRODUCTS..... | 371,728 | 600,495 | 61.90 | 295,210 |
| Manufacture of rubber products..... | 190,465 | 243,420 | 78.25 | 101,586 |
| Manufacture of plastic products..... | 181,262 | 357,075 | 50.76 | 193,624 |
| MANUFACTURE OF OTHER NON-METALLIC MINERAL PRODUCTS ... | 567,550 | 795,369 | 71.36 | 180,661 |
| Manufacture of glass and glass products..... | 22,679 | 25,203 | 89.98 | 2,174 |
| Manufacture of structural clay products | 11,145 | 14,313 | 77.87 | 495 |
| Manufacture of cement, lime and plaster | 405,200 | 488,578 | 82.93 | 86,738 |
| Manufacture of articles of concrete, cement and plaster | 48,620 | 131,031 | 37.11 | 59,318 |
| Manufacture of non-metallic mineral products n.e.c.. | 79,905 | 136,243 | 58.65 | 31,937 |
| MANUFACTURE OF BASIC IRON AND STEEL..... | 231,926 | 445,231 | 52.09 | 308,762 |
| Manufacture of basic iron and steel..... | 231,926 | 445,231 | 52.09 | 308,762 |
| MANUFACTURE OF FABRICATED METAL PRODUCTS EXCEPT MACHINERY AND EQUIPMENT | 106,840 | 242,112 | 44.13 | 137,211 |
| Manufacture of structural metal products, tanks, reservoirs and containers of metal | 23,904 | 72,443 | 33.00 | 42,244 |
| Manufacture of cutlery, hand tools and general hardware | 14,777 | 34,019 | 43.44 | 17,078 |
| Manufacture of other fabricated metal products | 68,159 | 135,650 | 50.25 | 77,890 |
| MANUFACTURE OF MACHINERY AND EQUIPMENT N.E.C. | 5,117 | 40,958 | 12.49 | 30,932 |
| Manufacture of pumps, compressors, taps and valves.. | - | - | - | - |
| Manufacture of ovens, furnaces and furnace burners.. | 1,112 | 4,611 | 24.11 | 3,784 |
| Manufacture of other general purpose machinery..... | 116 | 191 | 60.85 | 101 |
| Manufacture of machinery for food and beverage processing | 3,742 | 36,009 | 10.39 | 26,978 |
| Manufacture of accumulators, primary cells and and primary batteries | 147 | 147 | 100.00 | 69 |
| MANUFACTURE OF MOTOR VEHICLES, TRAILERS & SEMI-TRAILERS | 920,576 | 1,855,340 | 49.62 | 1,196,357 |
| Manufacture of bodies for motor vehicles..... | 920,576 | 1,855,340 | 49.62 | 1,196,357 |
| Manufacture of parts and accessories for motor vehicles and their engines..... | - | - | - | - |
| MANUFACTURE OF FURNITURE; MANUFACTURING N.E.C. | 116,061 | 178,217 | 65.12 | 92,764 |
| Manufacture of furniture; manufacturing n.e.c..... | 116,061 | 178,217 | 65.12 | 92,764 |
| T O T A L | 7,827,096 | 13,691,628 | 57.17 | 7,239,115 |

ACTUAL VALUE OF PRODUCTION AS PERCENTAGE OF YEARLY CAPACITY BY INDUSTRIAL GROUP
PUBLIC - 1999/2000(1992 E.F.Y)

TABLE 4.32

(IN '000 BIRR)

| INDUSTRIAL GROUP | ACTUAL VALUE OF PRODUCTION | VALUE OF PRODUCTION AT FULL CAPACITY (AT MARKET PRICE) | ACTUAL VALUE OF PRODUCTION AS % OF YEARLY CAPACITY | DEMAND OF RAW MATERIALS CONSUMPTION AT FULL CAPACITY |
|---|-------------------------------|--|---|---|
| MANUFACTURE OF FOOD PRODUCTS AND BEVERAGES..... | 2,243,294 | 3,180,178 | 70.54 | 1,132,354 |
| Production, processing and preserving of meat, fruit and vegetables | 62,267 | 62,470 | 99.68 | 34,054 |
| Manufacture of vegetable and animal oils and fats... | 58,456 | 290,452 | 20.13 | 165,113 |
| Manufacture of dairy products | 12,855 | 18,548 | 69.31 | 18,635 |
| Manufacture of grain mill products | 283,161 | 385,372 | 73.48 | 266,449 |
| Manufacture of prepared animal feeds | 6,268 | 17,346 | 36.14 | 14,532 |
| Manufacture of bakery products | 167,590 | 202,559 | 82.74 | 189,978 |
| Manufacture of sugar and sugar confectionery | 978,472 | 1,241,225 | 78.83 | 173,254 |
| Manufacture of macaroni and spaghetti..... | 95,430 | 112,727 | 84.66 | 75,390 |
| Manufacture of food products n.e.c. | 26,001 | 56,291 | 46.19 | 19,214 |
| Distilling, rectifying and blending of spirits | 48,985 | 107,311 | 45.65 | 21,374 |
| Manufacture of wines | 18,554 | 33,629 | 55.17 | 9,533 |
| Manufacture of malt liquors and malt | 419,885 | 562,150 | 74.69 | 135,683 |
| Manufacture of soft drinks & production of mineral waters | 65,370 | 90,097 | 72.56 | 9,144 |
| MANUFACTURE OF TOBACCO PRODUCTS | 241,744 | 269,823 | 89.59 | 70,932 |
| Manufacture of tobacco products..... | 241,744 | 269,823 | 89.59 | 70,932 |
| MANUFACTURE OF TEXTILES | 467,971 | 951,454 | 49.18 | 590,223 |
| Spinning, weaving and finishing of textiles | 415,616 | 853,427 | 48.70 | 545,549 |
| Manufacture of cordage, rope, twine and netting | 52,355 | 98,027 | 53.41 | 44,674 |
| Knitting mills | - | - | - | - |
| MANUFACTURE OF WEARING APPAREL, EXCEPT FUR APPAREL.... | 26,190 | 48,852 | 53.61 | 31,485 |
| Manufacture of wearing apparel except fur apparel... | 26,190 | 48,852 | 53.61 | 31,485 |
| TANNING AND DRESSING OF LEATHER; MANUFACTURE OF FOOTWEAR, LUGGAGE AND HANDBAGS | 230,806 | 437,895 | 52.71 | 273,383 |
| Tanning and dressing of leather, luggage and handbags | 119,232 | 119,810 | 99.52 | 119,567 |
| Manufacture of footwear..... | 111,574 | 318,085 | 35.08 | 153,816 |
| MANUFACTURE OF WOOD AND OF PRODUCTS OF WOOD AND CORK, EXCEPT FURNITURE | 31,965 | 75,428 | 42.38 | 24,302 |
| Manufacture of wood and of products of wood and cork, except furniture..... | 31,965 | 75,428 | 42.38 | 24,302 |
| MANUFACTURE OF PAPER, PAPER PRODUCTS AND PRINTING..... | 220,743 | 415,199 | 53.17 | 248,806 |
| Manufacture of paper and paper products..... | 84,817 | 180,487 | 46.99 | 93,494 |
| Publishing and printing services..... | 135,926 | 234,712 | 57.91 | 155,311 |
| MANUFACTURE OF CHEMICALS AND CHEMICAL PRODUCTS..... | 211,272 | 440,618 | 47.95 | 204,429 |
| Manufacture of basic chemicals, except fertilizers and nitrogen compounds..... | 23,764 | 180,708 | 13.15 | 52,081 |
| Manufacture of paints, varnishes and mastics | 50,447 | 57,181 | 88.22 | 31,833 |

ACTUAL VALUE OF PRODUCTION AS PERCENTAGE OF YEARLY CAPACITY BY INDUSTRIAL GROUP
PUBLIC - 1999/2000(1992 E.F.Y)

TABLE 4.32 (Contd..)

(IN '000 BIRR)

| INDUSTRIAL GROUP | ACTUAL VALUE OF PRODUCTION | VALUE OF PRODUCTION AT FULL CAPACITY (AT MARKET PRICE) | ACTUAL VALUE OF PRODUCTION AS % OF YEARLY CAPACITY | DEMAND OF RAW MATERIALS CONSUMPTION AT FULL CAPACITY |
|---|-------------------------------|--|---|---|
| Manufacture of pharmaceuticals, medicinal chemicals and botanical products..... | 79,799 | 107,370 | 74.32 | 46,563 |
| Manufacture of soap and detergents cleaning and polishing, perfumes and toilet preparations..... | 51,380 | 79,351 | 64.75 | 63,881 |
| Manufacture of chemical products n.e.c. | 5,882 | 16,009 | 36.74 | 10,071 |
| MANUFACTURE OF RUBBER AND PLASTIC PRODUCTS..... | 249,983 | 303,975 | 82.24 | 144,113 |
| Manufacture of rubber products..... | 184,310 | 230,644 | 79.91 | 94,958 |
| Manufacture of plastic products..... | 65,673 | 73,330 | 89.56 | 49,155 |
| MANUFACTURE OF OTHER NON-METALLIC MINERAL PRODUCTS ... | 496,875 | 643,455 | 77.22 | 128,824 |
| Manufacture of glass and glass products..... | 20,556 | 23,100 | 88.99 | 2,054 |
| Manufacture of structural clay products | 10,298 | 11,669 | 88.26 | 490 |
| Manufacture of cement, lime and plaster | 404,598 | 487,773 | 82.95 | 86,536 |
| Manufacture of articles of concrete, cement and plaster | 27,864 | 69,148 | 40.30 | 31,739 |
| Manufacture of non-metallic mineral products n.e.c.. | 33,559 | 51,766 | 64.83 | 8,005 |
| MANUFACTURE OF BASIC IRON AND STEEL..... | 175,963 | 306,854 | 57.34 | 212,855 |
| Manufacture of basic iron and steel..... | 175,963 | 306,854 | 57.34 | 212,855 |
| MANUFACTURE OF FABRICATED METAL PRODUCTS EXCEPT MACHINERY AND EQUIPMENT | 52,989 | 100,155 | 52.91 | 53,757 |
| Manufacture of structural metal products, tanks, reservoirs and containers of metal | - | - | - | - |
| Manufacture of cutlery, hand tools and general hardware | 10,085 | 25,298 | 39.87 | 11,244 |
| Manufacture of other fabricated metal products | 42,903 | 74,858 | 57.31 | 42,512 |
| MANUFACTURE OF MACHINERY AND EQUIPMENT N.E.C. | - | - | - | - |
| Manufacture of pumps, compressors, taps and valves.. | - | - | - | - |
| Manufacture of ovens, furnaces and furnace burners.. | - | - | - | - |
| Manufacture of other general purpose machinery..... | - | - | - | - |
| Manufacture of machinery for food and beverage processing | - | - | - | - |
| Manufacture of accumulators, primary cells and and primary batteries | - | - | - | - |
| MANUFACTURE OF MOTOR VEHICLES, TRAILERS & SEMI-TRAILERS | 18,725 | 49,665 | 37.70 | 18,250 |
| Manufacture of bodies for motor vehicles..... | 18,725 | 49,665 | 37.70 | 18,250 |
| Manufacture of parts and accessories for motor vehicles and their engines..... | - | - | - | - |
| MANUFACTURE OF FURNITURE; MANUFACTURING N.E.C. | 8,299 | 14,405 | 57.61 | 6,632 |
| Manufacture of furniture; manufacturing n.e.c..... | 8,299 | 14,405 | 57.61 | 6,632 |
| T O T A L | 4,676,820 | 7,237,956 | 64.62 | 3,140,344 |

**ACTUAL VALUE OF PRODUCTION AS PERCENTAGE OF YEARLY CAPACITY BY INDUSTRIAL GROUP
PRIVATE - 1999/2000(1992 E.F.Y)**

TABLE 4.33

(IN '000 BIRR)

| INDUSTRIAL GROUP | ACTUAL VALUE OF PRODUCTION | VALUE OF PRODUCTION AT FULL CAPACITY (AT MARKET PRICE) | ACTUAL VALUE OF PRODUCTION AS % OF YEARLY CAPACITY | DEMAND OF RAW MATERIALS CONSUMPTION AT FULL CAPACITY |
|---|-------------------------------|--|---|---|
| MANUFACTURE OF FOOD PRODUCTS AND BEVERAGES..... | 1,032,039 | 1,799,415 | 57.35 | 1,365,522 |
| Production, processing and preserving of meat, fruit and vegetables | 169,790 | 175,883 | 96.54 | 109,836 |
| Manufacture of vegetable and animal oils and fats... | 40,524 | 105,108 | 38.55 | 81,859 |
| Manufacture of dairy products | - | - | - | - |
| Manufacture of grain mill products | 236,156 | 572,356 | 41.26 | 421,000 |
| Manufacture of prepared animal feeds | 62 | 638 | 9.64 | 253 |
| Manufacture of bakery products | 124,805 | 230,568 | 54.13 | 436,829 |
| Manufacture of sugar and sugar confectionery | 1,082 | 2,320 | 46.62 | 1,694 |
| Manufacture of macaroni and spaghetti..... | 8,610 | 17,221 | 50.00 | 7,654 |
| Manufacture of food products n.e.c. | 26,758 | 69,271 | 38.63 | 50,913 |
| Distilling, rectifying and blending of spirits | 9,765 | 33,560 | 29.10 | 16,627 |
| Manufacture of wines | - | - | - | - |
| Manufacture of malt liquors and malt | 137,281 | 140,728 | 97.55 | 64,405 |
| Manufacture of soft drinks & production of mineral waters | 277,207 | 451,763 | 61.36 | 174,454 |
| MANUFACTURE OF TOBACCO PRODUCTS | - | - | - | - |
| Manufacture of tobacco products..... | - | - | - | - |
| MANUFACTURE OF TEXTILES | 110,332 | 377,538 | 29.22 | 175,494 |
| Spinning, weaving and finishing of textiles | 108,798 | 368,166 | 29.55 | 170,409 |
| Manufacture of cordage, rope, twine and netting | - | - | - | - |
| Knitting mills | 1,534 | 9,372 | 16.37 | 5,085 |
| MANUFACTURE OF WEARING APPAREL, EXCEPT FUR APPAREL.... | 33,087 | 99,095 | 33.39 | 38,098 |
| Manufacture of wearing apparel except fur apparel... | 33,087 | 99,095 | 33.39 | 38,098 |
| TANNING AND DRESSING OF LEATHER; MANUFACTURE OF FOOTWEAR, LUGGAGE AND HANDBAGS | 316,341 | 685,464 | 46.15 | 446,480 |
| Tanning and dressing of leather, luggage and handbags | 243,780 | 486,110 | 50.15 | 351,267 |
| Manufacture of footwear..... | 72,560 | 199,355 | 36.40 | 95,213 |
| MANUFACTURE OF WOOD AND OF PRODUCTS OF WOOD AND CORK, EXCEPT FURNITURE | 1,783 | 8,285 | 21.52 | 4,004 |
| Manufacture of wood and of products of wood and cork, except furniture..... | 1,783 | 8,285 | 21.52 | 4,004 |
| MANUFACTURE OF PAPER, PAPER PRODUCTS AND PRINTING..... | 118,382 | 162,592 | 72.81 | 42,646 |
| Manufacture of paper and paper products..... | 26,109 | 32,135 | 81.25 | 12,312 |
| Publishing and printing services..... | 92,273 | 130,458 | 70.73 | 30,334 |
| MANUFACTURE OF CHEMICALS AND CHEMICAL PRODUCTS..... | 221,349 | 582,071 | 38.03 | 349,059 |
| Manufacture of basic chemicals, except fertilizers and nitrogen compounds..... | - | - | - | - |
| Manufacture of paints, varnishes and mastics | 64,005 | 98,443 | 65.02 | 49,946 |

**ACTUAL VALUE OF PRODUCTION AS PERCENTAGE OF YEARLY CAPACITY BY INDUSTRIAL GROUP
PRIVATE - 1999/2000(1992 E.F.Y)**

TABLE 4.33 (Contd..)

(IN '000 BIRR)

| INDUSTRIAL GROUP | ACTUAL VALUE OF PRODUCTION | VALUE OF PRODUCTION AT FULL CAPACITY (AT MARKET PRICE) | ACTUAL VALUE OF PRODUCTION AS % OF YEARLY CAPACITY | DEMAND OF RAW MATERIALS CONSUMPTION AT FULL CAPACITY |
|---|-------------------------------|--|---|---|
| Manufacture of pharmaceuticals, medicinal chemicals and botanical products..... | 37,009 | 260,051 | 14.23 | 174,158 |
| Manufacture of soap and detergents cleaning and polishing, perfumes and toilet preparations..... | 113,337 | 185,592 | 61.07 | 112,904 |
| Manufacture of chemical products n.e.c. | 6,998 | 37,985 | 18.42 | 12,052 |
| MANUFACTURE OF RUBBER AND PLASTIC PRODUCTS..... | 121,744 | 296,520 | 41.06 | 151,097 |
| Manufacture of rubber products..... | 6,155 | 12,776 | 48.18 | 6,628 |
| Manufacture of plastic products..... | 115,589 | 283,745 | 40.74 | 144,469 |
| MANUFACTURE OF OTHER NON-METALLIC MINERAL PRODUCTS ... | 70,675 | 151,914 | 46.52 | 51,838 |
| Manufacture of glass and glass products..... | 2,123 | 2,103 | 100.94 | 120 |
| Manufacture of structural clay products | 847 | 2,644 | 32.04 | 5 |
| Manufacture of cement, lime and plaster | 602 | 805 | 74.80 | 202 |
| Manufacture of articles of concrete, cement and plaster | 20,756 | 61,884 | 33.54 | 27,579 |
| Manufacture of non-metallic mineral products n.e.c.. | 46,347 | 84,477 | 54.86 | 23,931 |
| MANUFACTURE OF BASIC IRON AND STEEL..... | 55,963 | 138,377 | 40.44 | 95,907 |
| Manufacture of basic iron and steel..... | 55,963 | 138,377 | 40.44 | 95,907 |
| MANUFACTURE OF FABRICATED METAL PRODUCTS EXCEPT MACHINERY AND EQUIPMENT | 53,851 | 141,956 | 37.93 | 83,454 |
| Manufacture of structural metal products, tanks, reservoirs and containers of metal | 23,904 | 72,443 | 33.00 | 42,244 |
| Manufacture of cutlery, hand tools and general hardware | 4,692 | 8,721 | 53.80 | 5,833 |
| Manufacture of other fabricated metal products | 25,255 | 60,793 | 41.54 | 35,377 |
| MANUFACTURE OF MACHINERY AND EQUIPMENT N.E.C. | 5,117 | 40,958 | 12.49 | 30,932 |
| Manufacture of pumps, compressors, taps and valves.. | - | - | - | - |
| Manufacture of ovens, furnaces and furnace burners.. | 1,112 | 4,611 | 24.11 | 3,784 |
| Manufacture of other general purpose machinery..... | 116 | 191 | 60.85 | 101 |
| Manufacture of machinery for food and beverage processing | 3,742 | 36,009 | 10.39 | 26,978 |
| Manufacture of accumulators, primary cells and and primary batteries | 147 | 147 | 100.00 | 69 |
| MANUFACTURE OF MOTOR VEHICLES, TRAILERS & SEMI-TRAILERS | 901,851 | 1,805,675 | 49.95 | 1,178,107 |
| Manufacture of bodies for motor vehicles..... | 901,851 | 1,805,675 | 49.95 | 1,178,107 |
| Manufacture of parts and accessories for motor vehicles and their engines..... | - | - | - | - |
| MANUFACTURE OF FURNITURE; MANUFACTURING N.E.C. | 107,762 | 163,812 | 65.78 | 86,132 |
| Manufacture of furniture; manufacturing n.e.c..... | 107,762 | 163,812 | 65.78 | 86,132 |
| T O T A L | 3,150,276 | 6,453,672 | 48.81 | 4,098,771 |

GROSS VALUE OF PRODUCTION BY SIZE OF PERSONS ENGAGED AND INDUSTRIAL GROUP
PUBLIC AND PRIVATE - 1999/2000(1992 E.F.Y)

TABLE 4.34

(IN '000 BIRR)

| INDUSTRIAL GROUP | SIZE - GROUP | | | |
|--|--------------|---------|-----------|-----------|
| | 10 - 19 | 20 - 49 | 50 & OVER | TOTAL |
| MANUFACTURE OF FOOD PRODUCTS AND BEVERAGES..... | 43,436 | 69,699 | 3,224,043 | 3,337,178 |
| Production, processing and preserving of meat, fruit and vegetables | - | - | 244,716 | 244,716 |
| Manufacture of vegetable and animal oils and fats... | 11,798 | 2,951 | 86,371 | 101,120 |
| Manufacture of dairy products | - | - | 13,566 | 13,566 |
| Manufacture of grain mill products | 7,482 | 36,231 | 486,006 | 529,719 |
| Manufacture of prepared animal feeds | 62 | - | 6,483 | 6,544 |
| Manufacture of bakery products | 20,349 | 19,203 | 257,214 | 296,766 |
| Manufacture of sugar and sugar confectionery | 182 | 2,588 | 979,528 | 982,298 |
| Manufacture of macaroni and spaghetti..... | - | - | 104,060 | 104,060 |
| Manufacture of food products n.e.c. | 1,853 | 671 | 51,824 | 54,349 |
| Distilling, rectifying and blending of spirits | 1,711 | 8,055 | 49,037 | 58,803 |
| Manufacture of wines | - | - | 18,826 | 18,826 |
| Manufacture of malt liquors and malt | - | - | 570,472 | 570,472 |
| Manufacture of soft drinks & production of mineral waters | - | - | 355,941 | 355,941 |
| MANUFACTURE OF TOBACCO PRODUCTS | - | - | 261,542 | 261,542 |
| Manufacture of tobacco products..... | - | - | 261,542 | 261,542 |
| MANUFACTURE OF TEXTILES | 732 | 2,884 | 599,715 | 603,331 |
| Spinning, weaving and finishing of textiles | 18 | 2,672 | 544,551 | 547,241 |
| Manufacture of cordage, rope, twine and netting | - | - | 54,555 | 54,555 |
| Knitting mills | 714 | 212 | 608 | 1,534 |
| MANUFACTURE OF WEARING APPAREL, EXCEPT FUR APPAREL.... | 866 | 5,275 | 56,518 | 62,660 |
| Manufacture of wearing apparel except fur apparel... | 866 | 5,275 | 56,518 | 62,660 |
| TANNING AND DRESSING OF LEATHER; MANUFACTURE OF FOOTWEAR, LUGGAGE AND HANDBAGS | 13,146 | 62,519 | 515,458 | 591,123 |
| Tanning and dressing of leather, luggage and handbags | - | 13,673 | 372,307 | 385,980 |
| Manufacture of footwear..... | 13,146 | 48,846 | 143,151 | 205,143 |
| MANUFACTURE OF WOOD AND OF PRODUCTS OF WOOD AND CORK, EXCEPT FURNITURE | 927 | 2,118 | 31,237 | 34,282 |
| Manufacture of wood and of products of wood and cork, except furniture..... | 927 | 2,118 | 31,237 | 34,282 |
| MANUFACTURE OF PAPER, PAPER PRODUCTS AND PRINTING..... | 30,068 | 27,117 | 287,050 | 344,234 |
| Manufacture of paper and paper products..... | 3,209 | - | 109,230 | 112,440 |
| Publishing and printing services..... | 26,859 | 27,117 | 177,819 | 231,795 |
| MANUFACTURE OF CHEMICALS AND CHEMICAL PRODUCTS..... | 17,316 | 27,509 | 419,667 | 464,491 |
| Manufacture of basic chemicals, except fertilizers and nitrogen compounds..... | - | - | 26,025 | 26,025 |
| Manufacture of paints, varnishes and mastics | 5,622 | 15,445 | 98,305 | 119,372 |

**GROSS VALUE OF PRODUCTION BY SIZE OF PERSONS ENGAGED AND INDUSTRIAL GROUP
PUBLIC AND PRIVATE - 1999/2000(1992 E.F.Y)**

TABLE 4.34(Contd..)

(IN '000 BIRR)

| INDUSTRIAL GROUP | SIZE - GROUP | | | |
|--|--------------|---------|-----------|-----------|
| | 10 - 19 | 20 - 49 | 50 & OVER | TOTAL |
| Manufacture of pharmaceuticals, medicinal chemicals and botanical products..... | - | 1,165 | 115,888 | 117,053 |
| Manufacture of soap and detergents cleaning and polishing, perfumes and toilet preparations..... | 2,320 | 9,699 | 176,204 | 188,224 |
| Manufacture of chemical products n.e.c. | 9,374 | 1,199 | 3,245 | 13,818 |
| MANUFACTURE OF RUBBER AND PLASTIC PRODCUTS..... | 4,575 | 41,866 | 334,142 | 380,583 |
| Manufacture of rubber products..... | 311 | 1,460 | 193,756 | 195,527 |
| Manufacture of plastic products..... | 4,264 | 40,407 | 140,386 | 185,056 |
| MANUFACTURE OF OTHER NON-METALLIC MINERAL PRODUCTS ... | 6,648 | 8,002 | 584,426 | 599,075 |
| Manufacture of glass and glass products..... | - | - | 23,522 | 23,522 |
| Manufacture of structural clay products | 52 | 233 | 12,100 | 12,385 |
| Manufacture of cement, lime and plaster | 602 | 1,869 | 404,341 | 406,813 |
| Manufacture of articles of concrete, cement and plaster | 5,762 | 5,385 | 62,633 | 73,780 |
| Manufacture of non-metallic mineral products n.e.c.. | 231 | 515 | 81,830 | 82,575 |
| MANUFACTURE OF BASIC IRON AND STEEL..... | 299 | 52,808 | 182,387 | 235,494 |
| Manufacture of basic iron and steel..... | 299 | 52,808 | 182,387 | 235,494 |
| MANUFACTURE OF FABRICATED METAL PRODUCTS EXCEPT MACHINERY AND EQUIPMENT | 8,616 | 28,326 | 79,164 | 116,106 |
| Manufacture of structural metal products, tanks, reservoirs and containers of metal | 6,055 | 6,827 | 11,641 | 24,523 |
| Manufacture of cutlery, hand tools and general hardware | 1,650 | 976 | 12,935 | 15,561 |
| Manufacture of other fabricated metal products | 911 | 20,522 | 54,588 | 76,021 |
| MANUFACTURE OF MACHINERY AND EQUIPMENT N.E.C. | 2,138 | 3,982 | - | 6,121 |
| Manufacture of pumps, compressors, taps and valves.. | - | - | - | - |
| Manufacture of ovens, furnaces and furnace burners.. | 1,345 | - | - | 1,345 |
| Manufacture of other general purpose machinery..... | 205 | - | - | 205 |
| Manufacture of machinery for food and beverage processing | 437 | 3,982 | - | 4,419 |
| Manufacture of accumulators, primary cells and and primary batteries | 151 | - | - | 151 |
| MANUFACTURE OF MOTOR VEHICLES, TRAILERS & SEMI-TRAILERS | 932 | 3,880 | 960,192 | 965,004 |
| Manufacture of bodies for motor vehicles..... | 932 | 1,030 | 960,192 | 962,153 |
| Manufacture of parts and accessories for motor vehicles and their engines..... | - | 2,851 | - | 2,851 |
| MANUFACTURE OF FURNITURE; MANUFACTURING N.E.C. | 9,753 | 21,591 | 96,086 | 127,430 |
| Manufacture of furniture; manufacturing n.e.c..... | 9,753 | 21,591 | 96,086 | 127,430 |
| T O T A L | 139,452 | 357,576 | 7,631,626 | 8,128,654 |

GROSS VALUE OF PRODUCTION BY SIZE OF PERSONS ENGAGED AND INDUSTRIAL GROUP
PUBLIC - 1999/2000(1992 E.F.Y)

TABLE 4.35

(IN '000 BIRR)

| INDUSTRIAL GROUP | SIZE - GROUP | | | |
|--|--------------|---------|-----------|-----------|
| | 10 - 19 | 20 - 49 | 50 & OVER | TOTAL |
| MANUFACTURE OF FOOD PRODUCTS AND BEVERAGES..... | - | 2,488 | 2,273,977 | 2,276,465 |
| Production, processing and preserving of meat, fruit and vegetables | - | - | 73,968 | 73,968 |
| Manufacture of vegetable and animal oils and fats... | - | 803 | 59,219 | 60,022 |
| Manufacture of dairy products | - | - | 13,566 | 13,566 |
| Manufacture of grain mill products | - | - | 288,025 | 288,025 |
| Manufacture of prepared animal feeds | - | - | 6,483 | 6,483 |
| Manufacture of bakery products | - | - | 169,671 | 169,671 |
| Manufacture of sugar and sugar confectionery | - | 1,685 | 979,528 | 981,214 |
| Manufacture of macaroni and spaghetti..... | - | - | 95,449 | 95,449 |
| Manufacture of food products n.e.c. | - | - | 26,055 | 26,055 |
| Distilling, rectifying and blending of spirits | - | - | 49,037 | 49,037 |
| Manufacture of wines | - | - | 18,826 | 18,826 |
| Manufacture of malt liquors and malt | - | - | 427,202 | 427,202 |
| Manufacture of soft drinks & production of mineral waters | - | - | 66,949 | 66,949 |
| MANUFACTURE OF TOBACCO PRODUCTS | - | - | 261,542 | 261,542 |
| Manufacture of tobacco products..... | - | - | 261,542 | 261,542 |
| MANUFACTURE OF TEXTILES | - | 959 | 485,821 | 486,780 |
| Spinning, weaving and finishing of textiles | - | 959 | 431,266 | 432,224 |
| Manufacture of cordage, rope, twine and netting | - | - | 54,555 | 54,555 |
| Knitting mills | - | - | - | - |
| MANUFACTURE OF WEARING APPAREL, EXCEPT FUR APPAREL.... | - | - | 27,582 | 27,582 |
| Manufacture of wearing apparel except fur apparel... | - | - | 27,582 | 27,582 |
| TANNING AND DRESSING OF LEATHER; MANUFACTURE OF FOOTWEAR, LUGGAGE AND HANDBAGS | - | - | 232,976 | 232,976 |
| Tanning and dressing of leather, luggage and handbags | - | - | 120,505 | 120,505 |
| Manufacture of footwear..... | - | - | 112,471 | 112,471 |
| MANUFACTURE OF WOOD AND OF PRODUCTS OF WOOD AND CORK, EXCEPT FURNITURE | - | 1,169 | 31,237 | 32,406 |
| Manufacture of wood and of products of wood and cork, except furniture..... | - | 1,169 | 31,237 | 32,406 |
| MANUFACTURE OF PAPER, PAPER PRODUCTS AND PRINTING..... | - | - | 222,162 | 222,162 |
| Manufacture of paper and paper products..... | - | - | 84,955 | 84,955 |
| Publishing and printing services..... | - | - | 137,207 | 137,207 |
| MANUFACTURE OF CHEMICALS AND CHEMICAL PRODUCTS..... | 2,651 | - | 212,662 | 215,313 |
| Manufacture of basic chemicals, except fertilizers and nitrogen compounds..... | - | - | 26,025 | 26,025 |
| Manufacture of paints, varnishes and mastics | - | - | 51,275 | 51,275 |

GROSS VALUE OF PRODUCTION BY SIZE OF PERSONS ENGAGED AND INDUSTRIAL GROUP
PUBLIC - 1999/2000(1992 E.F.Y)

TABLE 4.35(Contd..)

(IN '000 BIRR)

| INDUSTRIAL GROUP | SIZE - GROUP | | | |
|--|--------------|---------|-----------|-----------|
| | 10 - 19 | 20 - 49 | 50 & OVER | TOTAL |
| Manufacture of pharmaceuticals, medicinal chemicals and botanical products..... | - | - | 80,002 | 80,002 |
| Manufacture of soap and detergents cleaning and polishing, perfumes and toilet preparations..... | - | - | 52,115 | 52,115 |
| Manufacture of chemical products n.e.c. | 2,651 | - | 3,245 | 5,896 |
| MANUFACTURE OF RUBBER AND PLASTIC PRODCUTS..... | - | - | 254,234 | 254,234 |
| Manufacture of rubber products..... | - | - | 188,139 | 188,139 |
| Manufacture of plastic products..... | - | - | 66,095 | 66,095 |
| MANUFACTURE OF OTHER NON-METALLIC MINERAL PRODUCTS ... | - | 1,869 | 522,979 | 524,848 |
| Manufacture of glass and glass products..... | - | - | 20,789 | 20,789 |
| Manufacture of structural clay products | - | - | 11,538 | 11,538 |
| Manufacture of cement, lime and plaster | - | 1,869 | 404,341 | 406,211 |
| Manufacture of articles of concrete, cement and plaster | - | - | 52,473 | 52,473 |
| Manufacture of non-metallic mineral products n.e.c.. | - | - | 33,838 | 33,838 |
| MANUFACTURE OF BASIC IRON AND STEEL..... | - | - | 179,289 | 179,289 |
| Manufacture of basic iron and steel..... | - | - | 179,289 | 179,289 |
| MANUFACTURE OF FABRICATED METAL PRODUCTS EXCEPT MACHINERY AND EQUIPMENT | - | - | 54,295 | 54,295 |
| Manufacture of structural metal products, tanks, reservoirs and containers of metal | - | - | - | - |
| Manufacture of cutlery, hand tools and general hardware | - | - | 10,653 | 10,653 |
| Manufacture of other fabricated metal products | - | - | 43,642 | 43,642 |
| MANUFACTURE OF MACHINERY AND EQUIPMENT N.E.C. | - | - | - | - |
| Manufacture of pumps, compressors, taps and valves.. | - | - | - | - |
| Manufacture of ovens, furnaces and furnace burners.. | - | - | - | - |
| Manufacture of other general purpose machinery..... | - | - | - | - |
| Manufacture of machinery for food and beverage processing | - | - | - | - |
| Manufacture of accumulators, primary cells and and primary battries | - | - | - | - |
| MANUFACTURE OF MOTOR VEHICLES, TRAILERS & SEMI-TRAILERS | - | - | 20,330 | 20,330 |
| Manufacture of bodies for motor vehicles..... | - | - | 20,330 | 20,330 |
| Manufacture of parts and accessories for motor vehicles and their engines..... | - | - | - | - |
| MANUFACTURE OF FURNITURE; MANUFACTURING N.E.C. | 27 | 4,516 | 10,205 | 14,748 |
| Manufacture of furniture; manufacturing n.e.c..... | 27 | 4,516 | 10,205 | 14,748 |
| T O T A L | 2,678 | 11,002 | 4,789,291 | 4,802,970 |

GROSS VALUE OF PRODUCTION BY SIZE OF PERSONS ENGAGED AND INDUSTRIAL GROUP
PRIVATE - 1999/2000(1992 E.F.Y)

TABLE 4.36

(IN '000 BIRR)

| INDUSTRIAL GROUP | SIZE - GROUP | | | |
|--|--------------|---------|-----------|-----------|
| | 10 - 19 | 20 - 49 | 50 & OVER | TOTAL |
| MANUFACTURE OF FOOD PRODUCTS AND BEVERAGES..... | 43,436 | 67,210 | 950,067 | 1,060,713 |
| Production, processing and preserving of meat, fruit and vegetables | - | - | 170,748 | 170,748 |
| Manufacture of vegetable and animal oils and fats... | 11,798 | 2,148 | 27,152 | 41,098 |
| Manufacture of dairy products | - | - | - | - |
| Manufacture of grain mill products | 7,482 | 36,231 | 197,982 | 241,694 |
| Manufacture of prepared animal feeds | 62 | - | - | 62 |
| Manufacture of bakery products | 20,349 | 19,203 | 87,544 | 127,095 |
| Manufacture of sugar and sugar confectionery | 182 | 902 | - | 1,084 |
| Manufacture of macaroni and spaghetti..... | - | - | 8,610 | 8,610 |
| Manufacture of food products n.e.c. | 1,853 | 671 | 25,769 | 28,294 |
| Distilling, rectifying and blending of spirits | 1,711 | 8,055 | - | 9,766 |
| Manufacture of wines | - | - | - | - |
| Manufacture of malt liquors and malt | - | - | 143,270 | 143,270 |
| Manufacture of soft drinks & production of mineral waters | - | - | 288,992 | 288,992 |
| MANUFACTURE OF TOBACCO PRODUCTS | - | - | - | - |
| Manufacture of tobacco products..... | - | - | - | - |
| MANUFACTURE OF TEXTILES | 732 | 1,925 | 113,894 | 116,551 |
| Spinning, weaving and finishing of textiles | 18 | 1,713 | 113,286 | 115,017 |
| Manufacture of cordage, rope, twine and netting | - | - | - | - |
| Knitting mills | 714 | 212 | 608 | 1,534 |
| MANUFACTURE OF WEARING APPAREL, EXCEPT FUR APPAREL.... | 866 | 5,275 | 28,936 | 35,078 |
| Manufacture of wearing apparel except fur apparel... | 866 | 5,275 | 28,936 | 35,078 |
| TANNING AND DRESSING OF LEATHER; MANUFACTURE OF FOOTWEAR, LUGGAGE AND HANDBAGS | 13,146 | 62,519 | 282,483 | 358,148 |
| Tanning and dressing of leather, luggage and handbags | - | 13,673 | 251,802 | 265,475 |
| Manufacture of footwear..... | 13,146 | 48,846 | 30,681 | 92,673 |
| MANUFACTURE OF WOOD AND OF PRODUCTS OF WOOD AND CORK, EXCEPT FURNITURE | 927 | 949 | - | 1,876 |
| Manufacture of wood and of products of wood and cork, except furniture..... | 927 | 949 | - | 1,876 |
| MANUFACTURE OF PAPER, PAPER PRODUCTS AND PRINTING.... | 30,068 | 27,117 | 64,887 | 122,072 |
| Manufacture of paper and paper products..... | 3,209 | - | 24,275 | 27,485 |
| Publishing and printing services..... | 26,859 | 27,117 | 40,612 | 94,587 |
| MANUFACTURE OF CHEMICALS AND CHEMICAL PRODUCTS..... | 14,665 | 27,509 | 207,005 | 249,179 |
| Manufacture of basic chemicals, except fertilizers and nitrogen compounds..... | - | - | - | - |
| Manufacture of paints, varnishes and mastics | 5,622 | 15,445 | 47,030 | 68,096 |

GROSS VALUE OF PRODUCTION BY SIZE OF PERSONS ENGAGED AND INDUSTRIAL GROUP
PRIVATE - 1999/2000(1992 E.F.Y)

TABLE 4.36(Contd..)

(IN '000 BIRR)

| INDUSTRIAL GROUP | SIZE - GROUP | | | |
|--|--------------|---------|-----------|-----------|
| | 10 - 19 | 20 - 49 | 50 & OVER | TOTAL |
| Manufacture of pharmaceuticals, medicinal chemicals and botanical products..... | - | 1,165 | 35,886 | 37,051 |
| Manufacture of soap and detergents cleaning and polishing, perfumes and toilet preparations..... | 2,320 | 9,699 | 124,089 | 136,108 |
| Manufacture of chemical products n.e.c. | 6,723 | 1,199 | - | 7,923 |
| MANUFACTURE OF RUBBER AND PLASTIC PRODUCTS..... | 4,575 | 41,866 | 79,908 | 126,349 |
| Manufacture of rubber products..... | 311 | 1,460 | 5,617 | 7,388 |
| Manufacture of plastic products..... | 4,264 | 40,407 | 74,291 | 118,961 |
| MANUFACTURE OF OTHER NON-METALLIC MINERAL PRODUCTS ... | 6,648 | 6,132 | 61,447 | 74,227 |
| Manufacture of glass and glass products..... | - | - | 2,733 | 2,733 |
| Manufacture of structural clay products | 52 | 233 | 562 | 847 |
| Manufacture of cement, lime and plaster | 602 | - | - | 602 |
| Manufacture of articles of concrete, cement and plaster | 5,762 | 5,385 | 10,160 | 21,307 |
| Manufacture of non-metallic mineral products n.e.c.. | 231 | 515 | 47,992 | 48,737 |
| MANUFACTURE OF BASIC IRON AND STEEL..... | 299 | 52,808 | 3,097 | 56,204 |
| Manufacture of basic iron and steel..... | 299 | 52,808 | 3,097 | 56,204 |
| MANUFACTURE OF FABRICATED METAL PRODUCTS EXCEPT MACHINERY AND EQUIPMENT | 8,616 | 28,326 | 24,868 | 61,810 |
| Manufacture of structural metal products, tanks, reservoirs and containers of metal | 6,055 | 6,827 | 11,641 | 24,523 |
| Manufacture of cutlery, hand tools and general hardware | 1,650 | 976 | 2,281 | 4,907 |
| Manufacture of other fabricated metal products | 911 | 20,522 | 10,946 | 32,380 |
| MANUFACTURE OF MACHINERY AND EQUIPMENT N.E.C. | 2,138 | 3,982 | - | 6,121 |
| Manufacture of pumps, compressors, taps and valves.. | - | - | - | - |
| Manufacture of ovens, furnaces and furnace burners.. | 1,345 | - | - | 1,345 |
| Manufacture of other general purpose machinery..... | 205 | - | - | 205 |
| Manufacture of machinery for food and beverage processing | 437 | 3,982 | - | 4,419 |
| Manufacture of accumulators, primary cells and and primary batteries | 151 | - | - | 151 |
| MANUFACTURE OF MOTOR VEHICLES, TRAILERS & SEMI-TRAILERS | 932 | 3,880 | 939,861 | 944,674 |
| Manufacture of bodies for motor vehicles..... | 932 | 1,030 | 939,861 | 941,823 |
| Manufacture of parts and accessories for motor vehicles and their engines..... | - | 2,851 | - | 2,851 |
| MANUFACTURE OF FURNITURE; MANUFACTURING N.E.C. | 9,726 | 17,075 | 85,881 | 112,682 |
| Manufacture of furniture; manufacturing n.e.c..... | 9,726 | 17,075 | 85,881 | 112,682 |
| T O T A L | 136,775 | 346,574 | 2,842,335 | 3,325,683 |

VALUE ADDED* BY SIZE OF PERSONS ENGAGED AND INDUSTRIAL GROUP
PUBLIC AND PRIVATE - 1999/2000(1992 E.F.Y)

TABLE 4.37

(IN '000 BIRR)

| INDUSTRIAL GROUP | SIZE - GROUP | | | |
|--|--------------|---------|-----------|-----------|
| | 10 - 19 | 20 - 49 | 50 & OVER | TOTAL |
| MANUFACTURE OF FOOD PRODUCTS AND BEVERAGES..... | 8,913 | 9,795 | 1,007,847 | 1,026,556 |
| Production, processing and preserving of meat, fruit and vegetables | - | - | 86,578 | 86,578 |
| Manufacture of vegetable and animal oils and fats... | 1,345 | 338 | 10,821 | 12,503 |
| Manufacture of dairy products | - | - | 4,663 | 4,663 |
| Manufacture of grain mill products | 1,475 | 4,095 | 53,485 | 59,055 |
| Manufacture of prepared animal feeds | 33 | - | 1,249 | 1,282 |
| Manufacture of bakery products | 5,280 | 3,884 | 56,675 | 65,840 |
| Manufacture of sugar and sugar confectionery | 18 | 749 | 503,382 | 504,148 |
| Manufacture of macaroni and spaghetti..... | - | - | 26,398 | 26,398 |
| Manufacture of food products n.e.c. | 139 | 202 | 15,861 | 16,202 |
| Distilling, rectifying and blending of spirits | 625 | 526 | 15,373 | 16,524 |
| Manufacture of wines | - | - | 5,742 | 5,742 |
| Manufacture of malt liquors and malt | - | - | 170,258 | 170,258 |
| Manufacture of soft drinks & production of mineral waters | - | - | 57,363 | 57,363 |
| MANUFACTURE OF TOBACCO PRODUCTS | - | - | 153,655 | 153,655 |
| Manufacture of tobacco products..... | - | - | 153,655 | 153,655 |
| MANUFACTURE OF TEXTILES | 151 | 605 | 132,383 | 133,139 |
| Spinning, weaving and finishing of textiles | -4 | 514 | 112,063 | 112,572 |
| Manufacture of cordage, rope, twine and netting | - | - | 20,020 | 20,020 |
| Knitting mills | 155 | 92 | 300 | 547 |
| MANUFACTURE OF WEARING APPAREL, EXCEPT FUR APPAREL.... | 295 | 1,616 | 13,052 | 14,964 |
| Manufacture of wearing apparel except fur apparel... | 295 | 1,616 | 13,052 | 14,964 |
| TANNING AND DRESSING OF LEATHER; MANUFACTURE OF FOOTWEAR, LUGGAGE AND HANDBAGS | 2,850 | 11,252 | 89,155 | 103,257 |
| Tanning and dressing of leather, luggage and handbags | - | 2,915 | 57,229 | 60,145 |
| Manufacture of footwear..... | 2,850 | 8,336 | 31,925 | 43,112 |
| MANUFACTURE OF WOOD AND OF PRODUCTS OF WOOD AND CORK, EXCEPT FURNITURE | 288 | 998 | 11,287 | 12,573 |
| Manufacture of wood and of products of wood and cork, except furniture..... | 288 | 998 | 11,287 | 12,573 |
| MANUFACTURE OF PAPER, PAPER PRODUCTS AND PRINTING..... | 6,207 | 17,018 | 109,373 | 132,598 |
| Manufacture of paper and paper products..... | 1,341 | - | 30,106 | 31,447 |
| Publishing and printing services..... | 4,866 | 17,018 | 79,267 | 101,151 |
| MANUFACTURE OF CHEMICALS AND CHEMICAL PRODUCTS..... | 4,263 | 3,399 | 109,892 | 117,554 |
| Manufacture of basic chemicals, except fertilizers and nitrogen compounds..... | - | - | 10,614 | 10,614 |
| Manufacture of paints, varnishes and mastics | 932 | 1,262 | 25,875 | 28,068 |

* IN THE NATIONAL ACCOUNT CONCEPT AT FACTOR COST

VALUE ADDED* BY SIZE OF PERSONS ENGAGED AND INDUSTRIAL GROUP
PUBLIC AND PRIVATE - 1999/2000(1992 E.F.Y)

TABLE 4.37(Contd..)

(IN '000 BIRR)

| I N D U S T R I A L G R O U P | S I Z E - G R O U P | | | |
|--|---------------------|---------|-----------|-----------|
| | 10 - 19 | 20 - 49 | 50 & OVER | T O T A L |
| Manufacture of pharmaceuticals, medicinal chemicals and botanical products..... | - | -5 | 39,696 | 39,692 |
| Manufacture of soap and detergents cleaning and polishing, perfumes and toilet preparations..... | 252 | 1,919 | 33,486 | 35,657 |
| Manufacture of chemical products n.e.c. | 3,079 | 224 | 221 | 3,523 |
| MANUFACTURE OF RUBBER AND PLASTIC PROCDUCTS..... | 740 | 7,124 | 95,283 | 103,147 |
| Manufacture of rubber products..... | 101 | 871 | 58,757 | 59,729 |
| Manufacture of plastic products..... | 639 | 6,253 | 36,526 | 43,418 |
| MANUFACTURE OF OTHER NON-METALLIC MINERAL PRODUCTS ... | 2,321 | 2,496 | 198,344 | 203,162 |
| Manufacture of glass and glass products..... | - | - | 9,328 | 9,328 |
| Manufacture of structural clay products | 25 | 99 | 3,856 | 3,980 |
| Manufacture of cement, lime and plaster | 261 | 456 | 142,256 | 142,973 |
| Manufacture of articles of concrete, cement and plaster | 1,929 | 1,613 | 20,709 | 24,252 |
| Manufacture of non-metallic mineral products n.e.c.. | 106 | 328 | 22,195 | 22,629 |
| MANUFACTURE OF BASIC IRON AND STEEL..... | 60 | 4,340 | 44,121 | 48,521 |
| Manufacture of basic iron and steel..... | 60 | 4,340 | 44,121 | 48,521 |
| MANUFACTURE OF FABRICATED METAL PRODUCTS EXCEPT MACHINERY AND EQUIPMENT | 2,062 | 7,401 | 23,182 | 32,644 |
| Manufacture of structural metal products, tanks, reservoirs and containers of metal | 1,421 | 1,517 | 3,329 | 6,267 |
| Manufacture of cutlery, hand tools and general hardware | 359 | 371 | 2,672 | 3,402 |
| Manufacture of other fabricated metal products | 282 | 5,512 | 17,182 | 22,976 |
| MANUFACTURE OF MACHINERY AND EQUIPMENT N.E.C. | 677 | 1,472 | - | 2,149 |
| Manufacture of pumps, compressors, taps and valves.. | - | - | - | - |
| Manufacture of ovens, furnaces and furnace burners.. | 401 | - | - | 401 |
| Manufacture of other general purpose machinery..... | 69 | - | - | 69 |
| Manufacture of machinery for food and beverage processing | 169 | 1,472 | - | 1,641 |
| Manufacture of accumulators, primary cells and and primary batteries | 39 | - | - | 39 |
| MANUFACTURE OF MOTOR VEHICLES, TRAILERS & SEMI-TRAILERS | 185 | 2,717 | 200,691 | 203,593 |
| Manufacture of bodies for motor vehicles..... | 185 | 647 | 200,691 | 201,523 |
| Manufacture of parts and accessories for motor vehicles and their engines..... | - | 2,070 | - | 2,070 |
| MANUFACTURE OF FURNITURE; MANUFACTURING N.E.C. | 3,728 | 5,012 | 31,611 | 40,351 |
| Manufacture of furniture; manufacturing n.e.c..... | 3,728 | 5,012 | 31,611 | 40,351 |
| T O T A L | 32,741 | 75,245 | 2,219,876 | 2,327,862 |

* IN THE NATIONAL ACCOUNT CONCEPT AT FACTOR COST

VALUE ADDED* BY SIZE OF PERSONS ENGAGED AND INDUSTRIAL GROUP
PUBLIC - 1999/2000(1992 E.F.Y)

TABLE 4.38

(IN '000 BIRR)

| INDUSTRIAL GROUP | SIZE - GROUP | | | |
|--|--------------|---------|-----------|---------|
| | 10 - 19 | 20 - 49 | 50 & OVER | TOTAL |
| MANUFACTURE OF FOOD PRODUCTS AND BEVERAGES..... | - | 755 | 877,435 | 878,189 |
| Production, processing and preserving of meat, fruit and vegetables | - | - | 23,039 | 23,039 |
| Manufacture of vegetable and animal oils and fats... | - | 180 | 4,573 | 4,753 |
| Manufacture of dairy products | - | - | 4,663 | 4,663 |
| Manufacture of grain mill products | - | - | 40,526 | 40,526 |
| Manufacture of prepared animal feeds | - | - | 1,249 | 1,249 |
| Manufacture of bakery products | - | - | 38,460 | 38,460 |
| Manufacture of sugar and sugar confectionery | - | 574 | 503,382 | 503,956 |
| Manufacture of macaroni and spaghetti..... | - | - | 22,719 | 22,719 |
| Manufacture of food products n.e.c. | - | - | 11,501 | 11,501 |
| Distilling, rectifying and blending of spirits | - | - | 15,373 | 15,373 |
| Manufacture of wines | - | - | 5,742 | 5,742 |
| Manufacture of malt liquors and malt | - | - | 178,035 | 178,035 |
| Manufacture of soft drinks & production of mineral waters | - | - | 28,174 | 28,174 |
| MANUFACTURE OF TOBACCO PRODUCTS | - | - | 153,655 | 153,655 |
| Manufacture of tobacco products..... | - | - | 153,655 | 153,655 |
| MANUFACTURE OF TEXTILES | - | 358 | 105,438 | 105,796 |
| Spinning, weaving and finishing of textiles | - | 358 | 85,418 | 85,776 |
| Manufacture of cordage, rope, twine and netting | - | - | 20,020 | 20,020 |
| Knitting mills | - | - | - | - |
| MANUFACTURE OF WEARING APPAREL, EXCEPT FUR APPAREL.... | - | - | 5,686 | 5,686 |
| Manufacture of wearing apparel except fur apparel... | - | - | 5,686 | 5,686 |
| TANNING AND DRESSING OF LEATHER; MANUFACTURE OF FOOTWEAR, LUGGAGE AND HANDBAGS | - | - | 49,462 | 49,462 |
| Tanning and dressing of leather, luggage and handbags | - | - | 21,591 | 21,591 |
| Manufacture of footwear..... | - | - | 27,871 | 27,871 |
| MANUFACTURE OF WOOD AND OF PRODUCTS OF WOOD AND CORK, EXCEPT FURNITURE | - | 358 | 11,287 | 11,645 |
| Manufacture of wood and of products of wood and cork, except furniture..... | - | 358 | 11,287 | 11,645 |
| MANUFACTURE OF PAPER, PAPER PRODUCTS AND PRINTING..... | - | - | 84,562 | 84,562 |
| Manufacture of paper and paper products..... | - | - | 20,710 | 20,710 |
| Publishing and printing services..... | - | - | 63,852 | 63,852 |
| MANUFACTURE OF CHEMICALS AND CHEMICAL PRODUCTS..... | 998 | - | 61,432 | 62,430 |
| Manufacture of basic chemicals, except fertilizers and nitrogen compounds..... | - | - | 10,614 | 10,614 |
| Manufacture of paints, varnishes and mastics | - | - | 13,173 | 13,173 |

* IN THE NATIONAL ACCOUNT CONCEPT AT FACTOR COST

VALUE ADDED* BY SIZE OF PERSONS ENGAGED AND INDUSTRIAL GROUP
PUBLIC - 1999/2000(1992 E.F.Y)

TABLE 4.38(Contd..)

(IN '000 BIRR)

| INDUSTRIAL GROUP | SIZE - GROUP | | | |
|--|--------------|---------|-----------|-----------|
| | 10 - 19 | 20 - 49 | 50 & OVER | TOTAL |
| Manufacture of pharmaceuticals, medicinal chemicals and botanical products..... | - | - | 24,619 | 24,619 |
| Manufacture of soap and detergents cleaning and polishing, perfumes and toilet preparations..... | - | - | 12,805 | 12,805 |
| Manufacture of chemical products n.e.c. | 998 | - | 221 | 1,219 |
| MANUFACTURE OF RUBBER AND PLASTIC PROCDUCTS..... | - | - | 76,023 | 76,023 |
| Manufacture of rubber products..... | - | - | 57,094 | 57,094 |
| Manufacture of plastic products..... | - | - | 18,930 | 18,930 |
| MANUFACTURE OF OTHER NON-METALLIC MINERAL PRODUCTS ... | - | 456 | 183,060 | 183,516 |
| Manufacture of glass and glass products..... | - | - | 7,646 | 7,646 |
| Manufacture of structural clay products | - | - | 3,600 | 3,600 |
| Manufacture of cement, lime and plaster | - | 456 | 142,256 | 142,712 |
| Manufacture of articles of concrete, cement and plaster | - | - | 17,550 | 17,550 |
| Manufacture of non-metallic mineral products n.e.c.. | - | - | 12,008 | 12,008 |
| MANUFACTURE OF BASIC IRON AND STEEL..... | - | - | 44,427 | 44,427 |
| Manufacture of basic iron and steel..... | - | - | 44,427 | 44,427 |
| MANUFACTURE OF FABRICATED METAL PRODUCTS EXCEPT MACHINERY AND EQUIPMENT | - | - | 17,822 | 17,822 |
| Manufacture of structural metal products, tanks, reservoirs and containers of metal | - | - | - | - |
| Manufacture of cutlery, hand tools and general hardware | - | - | 2,692 | 2,692 |
| Manufacture of other fabricated metal products | - | - | 15,129 | 15,129 |
| MANUFACTURE OF MACHINERY AND EQUIPMENT N.E.C. | - | - | - | - |
| Manufacture of pumps, compressors, taps and valves.. | - | - | - | - |
| Manufacture of ovens, furnaces and furnace burners.. | - | - | - | - |
| Manufacture of other general purpose machinery..... | - | - | - | - |
| Manufacture of machinery for food and beverage processing | - | - | - | - |
| Manufacture of accumulators, primary cells and and primary batteries | - | - | - | - |
| MANUFACTURE OF MOTOR VEHICLES, TRAILERS & SEMI-TRAILERS | - | - | 10,159 | 10,159 |
| Manufacture of bodies for motor vehicles..... | - | - | 10,159 | 10,159 |
| Manufacture of parts and accessories for motor vehicles and their engines..... | - | - | - | - |
| MANUFACTURE OF FURNITURE; MANUFACTURING N.E.C. | 17 | 2,087 | 4,243 | 6,348 |
| Manufacture of furniture; manufacturing n.e.c..... | 17 | 2,087 | 4,243 | 6,348 |
| T O T A L | 1,016 | 4,014 | 1,684,691 | 1,689,720 |

* IN THE NATIONAL ACCOUNT CONCEPT AT FACTOR COST

VALUE ADDED* BY SIZE OF PERSONS ENGAGED AND INDUSTRIAL GROUP
PRIVATE - 1999/2000(1992 E.F.Y)

TABLE 4.39

(IN '000 BIRR)

| INDUSTRIAL GROUP | SIZE - GROUP | | | |
|--|--------------|---------|-----------|---------|
| | 10 - 19 | 20 - 49 | 50 & OVER | TOTAL |
| MANUFACTURE OF FOOD PRODUCTS AND BEVERAGES..... | 8,913 | 9,041 | 130,412 | 148,366 |
| Production, processing and preserving of meat, fruit and vegetables | - | - | 63,540 | 63,540 |
| Manufacture of vegetable and animal oils and fats... | 1,345 | 158 | 6,248 | 7,750 |
| Manufacture of dairy products | - | - | - | - |
| Manufacture of grain mill products | 1,475 | 4,095 | 12,959 | 18,529 |
| Manufacture of prepared animal feeds | 33 | - | - | 33 |
| Manufacture of bakery products | 5,280 | 3,884 | 18,215 | 27,380 |
| Manufacture of sugar and sugar confectionery | 18 | 175 | - | 192 |
| Manufacture of macaroni and spaghetti..... | - | - | 3,679 | 3,679 |
| Manufacture of food products n.e.c. | 139 | 202 | 4,360 | 4,701 |
| Distilling, rectifying and blending of spirits | 625 | 526 | - | 1,151 |
| Manufacture of wines | - | - | - | - |
| Manufacture of malt liquors and malt | - | - | -7,777 | -7,777 |
| Manufacture of soft drinks & production of mineral waters | - | - | 29,188 | 29,188 |
| MANUFACTURE OF TOBACCO PRODUCTS | - | - | - | - |
| Manufacture of tobacco products..... | - | - | - | - |
| MANUFACTURE OF TEXTILES | 151 | 247 | 26,945 | 27,343 |
| Spinning, weaving and finishing of textiles | -4 | 155 | 26,645 | 26,796 |
| Manufacture of cordage, rope, twine and netting | - | - | - | - |
| Knitting mills | 155 | 92 | 300 | 547 |
| MANUFACTURE OF WEARING APPAREL, EXCEPT FUR APPAREL.... | 295 | 1,616 | 7,366 | 9,277 |
| Manufacture of wearing apparel except fur apparel... | 295 | 1,616 | 7,366 | 9,277 |
| TANNING AND DRESSING OF LEATHER; MANUFACTURE OF FOOTWEAR, LUGGAGE AND HANDBAGS | 2,850 | 11,252 | 39,693 | 53,795 |
| Tanning and dressing of leather, luggage and handbags | - | 2,915 | 35,638 | 38,554 |
| Manufacture of footwear..... | 2,850 | 8,336 | 4,054 | 15,241 |
| MANUFACTURE OF WOOD AND OF PRODUCTS OF WOOD AND CORK, EXCEPT FURNITURE | 288 | 640 | - | 927 |
| Manufacture of wood and of products of wood and cork, except furniture..... | 288 | 640 | - | 927 |
| MANUFACTURE OF PAPER, PAPER PRODUCTS AND PRINTING..... | 6,207 | 17,018 | 24,811 | 48,035 |
| Manufacture of paper and paper products..... | 1,341 | - | 9,397 | 10,737 |
| Publishing and printing services..... | 4,866 | 17,018 | 15,414 | 37,298 |
| MANUFACTURE OF CHEMICALS AND CHEMICAL PRODUCTS..... | 3,265 | 3,399 | 48,459 | 55,123 |
| Manufacture of basic chemicals, except fertilizers and nitrogen compounds..... | - | - | - | - |
| Manufacture of paints, varnishes and mastics | 932 | 1,262 | 12,701 | 14,895 |

* IN THE NATIONAL ACCOUNT CONCEPT AT FACTOR COST

VALUE ADDED* BY SIZE OF PERSONS ENGAGED AND INDUSTRIAL GROUP
PRIVATE - 1999/2000(1992 E.F.Y)

TABLE 4.39(Contd..)

(IN '000 BIRR)

| INDUSTRIAL GROUP | SIZE - GROUP | | | |
|--|--------------|---------|-----------|---------|
| | 10 - 19 | 20 - 49 | 50 & OVER | TOTAL |
| Manufacture of pharmaceuticals, medicinal chemicals and botanical products..... | - | -5 | 15,077 | 15,073 |
| Manufacture of soap and detergents cleaning and polishing, perfumes and toilet preparations..... | 252 | 1,919 | 20,681 | 22,851 |
| Manufacture of chemical products n.e.c. | 2,080 | 224 | - | 2,304 |
| MANUFACTURE OF RUBBER AND PLASTIC PROCDUCTS..... | 740 | 7,124 | 19,260 | 27,124 |
| Manufacture of rubber products..... | 101 | 871 | 1,664 | 2,636 |
| Manufacture of plastic products..... | 639 | 6,253 | 17,596 | 24,488 |
| MANUFACTURE OF OTHER NON-METALLIC MINERAL PRODUCTS ... | 2,321 | 2,040 | 15,284 | 19,645 |
| Manufacture of glass and glass products..... | - | - | 1,682 | 1,682 |
| Manufacture of structural clay products | 25 | 99 | 256 | 380 |
| Manufacture of cement, lime and plaster | 261 | - | - | 261 |
| Manufacture of articles of concrete, cement and plaster | 1,929 | 1,613 | 3,159 | 6,702 |
| Manufacture of non-metallic mineral products n.e.c.. | 106 | 328 | 10,187 | 10,621 |
| MANUFACTURE OF BASIC IRON AND STEEL..... | 60 | 4,340 | -305 | 4,095 |
| Manufacture of basic iron and steel..... | 60 | 4,340 | -305 | 4,095 |
| MANUFACTURE OF FABRICATED METAL PRODUCTS EXCEPT MACHINERY AND EQUIPMENT | 2,062 | 7,401 | 5,360 | 14,823 |
| Manufacture of structural metal products, tanks, reservoirs and containers of metal | 1,421 | 1,517 | 3,329 | 6,267 |
| Manufacture of cutlery, hand tools and general hardware | 359 | 371 | -21 | 710 |
| Manufacture of other fabricated metal products | 282 | 5,512 | 2,052 | 7,847 |
| MANUFACTURE OF MACHINERY AND EQUIPMENT N.E.C. | 677 | 1,472 | - | 2,149 |
| Manufacture of pumps, compressors, taps and valves.. | - | - | - | - |
| Manufacture of ovens, furnaces and furnace burners.. | 401 | - | - | 401 |
| Manufacture of other general purpose machinery..... | 69 | - | - | 69 |
| Manufacture of machinery for food and beverage processing | 169 | 1,472 | - | 1,641 |
| Manufacture of accumulators, primary cells and and primary batteries | 39 | - | - | 39 |
| MANUFACTURE OF MOTOR VEHICLES, TRAILERS & SEMI-TRAILERS | 185 | 2,717 | 190,532 | 193,434 |
| Manufacture of bodies for motor vehicles..... | 185 | 647 | 190,532 | 191,364 |
| Manufacture of parts and accessories for motor vehicles and their engines..... | - | 2,070 | - | 2,070 |
| MANUFACTURE OF FURNITURE; MANUFACTURING N.E.C. | 3,711 | 2,925 | 27,368 | 34,004 |
| Manufacture of furniture; manufacturing n.e.c..... | 3,711 | 2,925 | 27,368 | 34,004 |
| T O T A L | 31,725 | 71,231 | 535,185 | 638,142 |

* IN THE NATIONAL ACCOUNT CONCEPT AT FACTOR COST

**SUMMARY OF OPERATIONS OF LARGE AND MEDIUM SCALE MANUFACTURING INDUSTRIES BY REGIONAL STATES
AND URBAN CENTERS, PUBLIC AND PRIVATE - 1999/2000(1992 E.F.Y)**

TABLE 4.40

ALL VALUES (IN '000 BIRR)

| REGIONAL STATES AND URBAN CENTERS | NO. OF ESTAB. | NO. OF PERSONS ENGAGED | WAGES AND SALARIES | GROSS VALUE OF PRODUCTION | VALUE ADDED IN NATIONAL ACCOUNT CONCEPT(FACTOR COST) | 1 FIXED ASSETS | 2 NEW CAPITAL EXPENDITURE |
|---|------------------|------------------------------|--------------------------|---------------------------------|--|----------------------|---------------------------------|
| TIGRAY | 27 | 4,683 | 24,404 | 417,458 | 175,810 | 746,148 | 31,053 |
| ADIGRAT..... | 2 | 424 | 3,455 | 33,548 | 13,842 | 146,808 | 309 |
| AXUME | 3 | 134 | 438 | 2,982 | 715 | 4,050 | - |
| MEKELE..... | 14 | 1,554 | 10,138 | 325,190 | 147,637 | 62,107 | 29,406 |
| QUIHA..... | 3 | 356 | 1,182 | 14,644 | 3,074 | 7,201 | 1,076 |
| OTHER TOWNS | 5 | 2,215 | 9,190 | 41,093 | 10,542 | 525,982 | 263 |
| AFAR..... | 4 | 523 | 1,327 | 75,133 | 9,941 | 8,207 | 861 |
| AWASH..... | 2 | 308 | 851 | 26,048 | 3,125 | 8,163 | 860 |
| DUPTI..... | 2 | 215 | 476 | 49,086 | 6,816 | 44 | 2 |
| AMHARA..... | 49 | 7,944 | 39,234 | 441,796 | 96,793 | 422,800 | 17,184 |
| BAHIR DAR | 13 | 2,245 | 8,322 | 54,623 | 11,265 | 60,891 | 146 |
| COMBOLCHA | 6 | 2,946 | 15,917 | 201,775 | 36,005 | 177,723 | 5,538 |
| DESSIE | 9 | 366 | 2,160 | 13,604 | 586 | 42,188 | 4,493 |
| GONDAR | 9 | 1,079 | 5,293 | 91,071 | 22,762 | 86,141 | 5,109 |
| WOLDIA | 2 | 25 | 33 | 371 | 62 | 89 | - |
| OTHER TOWNS | 10 | 1,283 | 7,509 | 80,352 | 26,114 | 55,768 | 1,899 |
| OROMIYA..... | 105 | 18,484 | 140,576 | 2,441,706 | 964,244 | 1,357,506 | 100,208 |
| ASSELA | 4 | 1,054 | 9,377 | 158,481 | 52,552 | 56,152 | 21,325 |
| DEBRE ZEIT | 15 | 1,550 | 8,107 | 160,944 | 27,706 | 42,560 | 8,352 |
| DEBRA | 2 | 67 | 190 | 12,701 | 2,453 | 1,865 | 7 |
| JIMMA | 14 | 334 | 1,719 | 4,161 | 1,466 | 2,432 | 264 |
| MERTI | 2 | 2,558 | 26,667 | 491,882 | 226,511 | 66,112 | 15,496 |
| MODJO | 3 | 1,018 | 8,268 | 57,761 | 10,158 | 18,061 | 1,863 |
| NAZARETH | 20 | 1,372 | 6,782 | 165,130 | 30,790 | 56,254 | 2,816 |
| WONJI | 2 | 4,029 | 30,706 | 328,331 | 150,373 | 43,937 | 4,474 |
| OTHER TOWNS | 43 | 6,502 | 48,759 | 1,062,314 | 462,236 | 1,070,133 | 45,611 |
| SOMALIE..... | 4 | 49 | 153 | 3,574 | 2,371 | 2,618 | 17 |
| JIJIGA..... | 4 | 49 | 153 | 3,574 | 2,371 | 2,618 | 17 |
| S.N.N.P..... | 52 | 4,809 | 23,633 | 203,214 | 39,113 | 379,881 | 11,559 |
| ARBA MINCH | 3 | 757 | 3,376 | 13,785 | -1,057 | 75,006 | 77 |
| AWASSA | 23 | 3,364 | 18,520 | 166,410 | 31,658 | 281,263 | 3,576 |
| DILA | 6 | 104 | 251 | 2,060 | 783 | 2,981 | 82 |
| SODO | 6 | 77 | 156 | 901 | 211 | 1,069 | 308 |
| OTHER TOWNS..... | 14 | 507 | 1,330 | 20,058 | 7,518 | 19,562 | 7,516 |
| GAMBELLA | 1 | 36 | 112 | 959 | 358 | 86 | - |
| GAMBELLA | 1 | 36 | 112 | 959 | 358 | 86 | - |
| HARARI..... | 8 | 668 | 3,313 | 15,408 | 4,617 | 69,188 | 1,981 |
| ADDIS ABABA..... | 501 | 50,551 | 324,165 | 4,199,647 | 961,493 | 2,013,345 | 284,145 |
| DIRE DAWA | 24 | 6,958 | 35,752 | 254,235 | 57,223 | 101,715 | 5,939 |
| T O T A L . . | 775 | 94,705 | 592,669 | 8,053,130 | 2,311,964 | 5,101,495 | 452,948 |

1. 739 ESTABLISHMENTS
2. 343 ESTABLISHMENTS

**SUMMARY OF OPERATIONS OF LARGE AND MEDIUM SCALE MANUFACTURING INDUSTRIES BY REGIONAL STATES
AND URBAN CENTERS, PUBLIC - 1999/2000(1992 E.F.Y)**

TABLE 4.41

ALL VALUES (IN '000 BIRR)

| REGIONAL STATES AND URBAN CENTERS | NO. OF ESTAB. | NO. OF PERSONS ENGAGED | WAGES AND SALARIES | GROSS VALUE OF PRODUCTION | VALUE ADDED IN NATIONAL ACCOUNT CONCEPT(FACTOR COST) | 1 FIXED ASSETS | 2 NEW CAPITAL EXPENDITURE |
|---|------------------|------------------------------|--------------------------|---------------------------------|--|----------------------|---------------------------------|
| AFAR..... | 2 | 499 | 1,265 | 74,558 | 9,729 | 8,090 | 858 |
| AMHARA..... | 6 | 5,267 | 24,068 | 172,533 | 48,484 | 129,396 | 1,884 |
| BAHIR DAR | 2 | 1,976 | 7,587 | 34,488 | 9,210 | 40,082 | 25 |
| COMBOLCHA | 2 | 2,271 | 9,828 | 66,715 | 14,767 | 75,474 | 1,490 |
| GONDAR | 1 | 96 | 744 | 3,926 | 1,710 | 261 | 19 |
| OTHER TOWNS | 1 | 924 | 5,909 | 67,405 | 22,796 | 13,579 | 349 |
| OROMIYA..... | 34 | 15,635 | 129,972 | 2,212,627 | 921,744 | 1,238,981 | 83,688 |
| AMBO | 2 | 887 | 5,973 | 61,657 | 25,886 | 15,127 | 1,532 |
| ASSELA | 3 | 1,033 | 9,331 | 158,175 | 52,449 | 55,968 | 21,321 |
| DEBRE ZEIT | 2 | 417 | 2,686 | 46,362 | 4,864 | 2,331 | 48 |
| JIMMA | 2 | 130 | 979 | 375 | -438 | 51 | - |
| MERTI | 2 | 2,558 | 26,667 | 491,882 | 226,511 | 66,112 | 15,496 |
| MODJO | 2 | 956 | 8,022 | 52,463 | 10,310 | 14,565 | 1,857 |
| NAZARETH | 6 | 889 | 5,240 | 144,726 | 28,060 | 37,026 | 1,320 |
| WONJI | 2 | 4,029 | 30,706 | 328,331 | 150,373 | 43,937 | 4,474 |
| OTHER TOWNS | 13 | 4,736 | 40,366 | 928,655 | 423,729 | 1,003,863 | 37,641 |
| S.N.N.P..... | 10 | 3,124 | 16,862 | 140,236 | 17,581 | 317,199 | 2,608 |
| ARBA MINCH | 2 | 739 | 3,322 | 13,503 | -1,153 | 74,994 | 77 |
| AWASSA | 6 | 2,176 | 13,000 | 117,823 | 14,594 | 231,970 | 2,523 |
| OTHER TOWNS..... | 2 | 209 | 541 | 8,909 | 4,139 | 10,235 | 9 |
| HARARI..... | 3 | 513 | 2,809 | 10,863 | 3,244 | 66,876 | 854 |
| ADDIS ABABA..... | 81 | 30,376 | 201,449 | 1,969,328 | 646,081 | 871,804 | 61,804 |
| DIRE DAWA | 5 | 600 | 5,055 | 151,583 | 28,813 | 51,307 | 239 |
| OTHER REGION * | 2 | 96 | 591 | 11,380 | 1,762 | 1,882 | 301 |
| T O T A L . . | 143 | 56,110 | 382,072 | 4,743,108 | 1,677,438 | 2,685,536 | 152,237 |

* OTHER REGIONS INCLUDES TIGRAY AND GAMBELLA EACH WITH ONE ESTABLISHMENT

1. 128 ESTABLISHMENTS

2. 91 ESTABLISHMENTS

**SUMMARY OF OPERATIONS OF LARGE AND MEDIUM SCALE MANUFACTURING INDUSTRIES BY REGIONAL STATES
AND URBAN CENTERS, PRIVATE - 1999/2000(1992 E.F.Y)**

TABLE 4.42

ALL VALUES (IN '000 BIRR)

| REGIONAL STATES AND URBAN CENTERS | NO. OF ESTAB. | NO. OF PERSONS ENGAGED | WAGES AND SALARIES | GROSS VALUE OF PRODUCTION | VALUE ADDED IN NATIONAL ACCOUNT CONCEPT(FACTOR COST) | 1 FIXED ASSETS | 2 NEW CAPITAL EXPENDITURE |
|---|------------------|------------------------------|--------------------------|---------------------------------|--|----------------------|---------------------------------|
| TIGRAY | 26 | 4,623 | 23,924 | 407,037 | 174,407 | 744,352 | 30,752 |
| ADIGRAT | 2 | 424 | 3,455 | 33,548 | 13,842 | 146,808 | 309 |
| AXUME | 3 | 134 | 438 | 2,982 | 715 | 4,050 | - |
| MEKELE | 14 | 1,554 | 10,138 | 325,190 | 147,637 | 62,107 | 29,406 |
| GUIHA | 2 | 296 | 703 | 4,223 | 1,671 | 5,405 | 774 |
| OTHER TOWNS | 5 | 2,215 | 9,190 | 41,093 | 10,542 | 525,982 | 263 |
| AFAR | 2 | 24 | 62 | 576 | 212 | 117 | 4 |
| AWASH | 1 | 10 | 37 | 353 | 137 | 75 | 2 |
| DUPTI | 1 | 14 | 25 | 223 | 75 | 42 | 2 |
| AMHARA | 43 | 2,677 | 15,165 | 269,263 | 48,310 | 293,404 | 15,301 |
| BAHIR DAR | 11 | 269 | 734 | 20,135 | 2,055 | 20,809 | 121 |
| COMBOLCHA | 4 | 675 | 6,089 | 135,061 | 21,238 | 102,249 | 4,047 |
| DESSIE | 9 | 366 | 2,160 | 13,604 | 586 | 42,188 | 4,493 |
| GONDAR | 8 | 983 | 4,549 | 87,145 | 21,052 | 85,880 | 5,089 |
| WOLDIA | 2 | 25 | 33 | 371 | 62 | 89 | - |
| OTHER TOWNS | 9 | 359 | 1,599 | 12,947 | 3,318 | 42,189 | 1,550 |
| OROMIYA | 71 | 2,849 | 10,604 | 229,078 | 42,499 | 118,524 | 16,520 |
| ASSELA | 1 | 21 | 46 | 306 | 103 | 184 | 4 |
| DEBRE ZEIT | 13 | 1,133 | 5,420 | 114,582 | 22,842 | 40,230 | 8,304 |
| DERRA | 2 | 67 | 190 | 12,701 | 2,453 | 1,865 | 7 |
| JIMMA | 12 | 204 | 741 | 3,786 | 1,904 | 2,380 | 264 |
| MODJO | 1 | 62 | 246 | 5,298 | -152 | 3,496 | 7 |
| NAZARETH | 14 | 483 | 1,542 | 20,404 | 2,730 | 19,227 | 1,496 |
| OTHER TOWNS | 28 | 879 | 2,419 | 72,002 | 12,620 | 51,143 | 6,438 |
| SOMALIE | 4 | 49 | 153 | 3,574 | 2,371 | 2,618 | 17 |
| JIJIGA | 4 | 49 | 153 | 3,574 | 2,371 | 2,618 | 17 |
| S.N.N.P. | 42 | 1,685 | 6,771 | 62,978 | 21,532 | 62,682 | 8,951 |
| ARBA MINCH | 1 | 18 | 55 | 281 | 96 | 12 | - |
| AWASSA | 17 | 1,188 | 5,521 | 48,587 | 17,064 | 49,293 | 1,053 |
| DILA | 6 | 104 | 251 | 2,060 | 783 | 2,981 | 82 |
| SODO | 6 | 77 | 156 | 901 | 211 | 1,069 | 308 |
| OTHER TOWNS | 12 | 298 | 789 | 11,149 | 3,378 | 9,327 | 7,508 |
| HARARI | 5 | 155 | 504 | 4,545 | 1,373 | 2,312 | 1,127 |
| ADDIS ABABA | 420 | 20,175 | 122,716 | 2,230,319 | 315,412 | 1,141,541 | 222,340 |
| DIRE DAWA | 19 | 6,358 | 30,697 | 102,652 | 28,410 | 50,409 | 5,699 |
| T O T A L . . | 632 | 38,595 | 210,597 | 3,310,023 | 634,526 | 2,415,959 | 300,711 |

1. 611 ESTABLISHMENTS

2. 252 ESTABLISHMENTS

FIXED ASSETS AND NEW CAPITAL EXPENDITURE BY INDUSTRIAL GROUP AND OWNERSHIP
1999/2000(1992 E.F.Y)

TABLE 4.43

(IN '000 BIRR)

| INDUSTRIAL GROUP | 1 | | | 2 | | |
|--|--------------|---------|-----------|-------------------------|---------|---------|
| | FIXED ASSETS | | | NEW CAPITAL EXPENDITURE | | |
| | PUBLIC | PRIVATE | TOTAL | PUBLIC | PRIVATE | TOTAL |
| MANUFACTURE OF FOOD PRODUCTS AND BEVERAGES..... | 1,245,722 | 735,408 | 1,981,131 | 56,286 | 140,443 | 196,729 |
| Production, processing and preserving of meat, fruit and vegetables | 14,157 | 117,664 | 131,821 | 533 | 1,798 | 2,331 |
| Manufacture of vegetable and animal oils and fats... | 127,261 | 41,862 | 169,123 | 235 | 1,281 | 1,516 |
| Manufacture of dairy products | 32,506 | - | 32,506 | 20 | - | 20 |
| Manufacture of grain mill products | 71,998 | 132,410 | 204,408 | 1,798 | 13,657 | 15,455 |
| Manufacture of prepared animal feeds | 773 | 156 | 929 | 160 | - | 160 |
| Manufacture of bakery products | 76,157 | 50,216 | 126,373 | 3,099 | 4,875 | 7,974 |
| Manufacture of sugar and sugar confectionery | 594,279 | 1,382 | 595,660 | 19,207 | 1 | 19,208 |
| Manufacture of macaroni and spaghetti..... | 27,417 | - | 27,417 | 136 | - | 136 |
| Manufacture of food products n.e.c. | 14,021 | 22,376 | 36,397 | 65 | 372 | 438 |
| Distilling, rectifying and blending of spirits | 6,622 | 3,279 | 9,901 | 265 | 281 | 546 |
| Manufacture of wines | 20,262 | - | 20,262 | 305 | - | 305 |
| Manufacture of malt liquors and malt | 241,302 | 128,375 | 369,677 | 28,077 | 39,887 | 67,964 |
| Manufacture of soft drinks & production of mineral waters | 18,969 | 237,687 | 256,656 | 2,386 | 78,291 | 80,677 |
| MANUFACTURE OF TOBACCO PRODUCTS | 23,917 | - | 23,917 | - | - | - |
| Manufacture of tobacco products..... | 23,917 | - | 23,917 | - | - | - |
| MANUFACTURE OF TEXTILES | 301,455 | 578,755 | 880,209 | 4,773 | 24,037 | 28,810 |
| Spinning, weaving and finishing of textiles | 276,724 | 573,889 | 850,613 | 3,361 | 24,037 | 27,398 |
| Manufacture of cordage, rope, twine and netting | 24,731 | - | 24,731 | 1,412 | - | 1,412 |
| Knitting mills | - | 4,866 | 4,866 | - | - | - |
| MANUFACTURE OF WEARING APPAREL, EXCEPT FUR APPAREL.... | 19,503 | 41,953 | 61,456 | 5,173 | 1,033 | 6,205 |
| Manufacture of wearing apparel except fur apparel... | 19,503 | 41,953 | 61,456 | 5,173 | 1,033 | 6,205 |
| TANNING AND DRESSING OF LEATHER; MANUFACTURE OF FOOTWEAR, LUGGAGE AND HANDBAGS | 150,480 | 297,600 | 448,080 | 4,045 | 40,167 | 44,212 |
| Tanning and dressing of leather, luggage and handbags | 116,017 | 165,532 | 281,549 | 2,403 | 16,709 | 19,112 |
| Manufacture of footwear..... | 34,463 | 132,068 | 166,531 | 1,642 | 23,458 | 25,100 |
| MANUFACTURE OF WOOD AND OF PRODUCTS OF WOOD AND CORK, EXCEPT FURNITURE | 5,089 | 418 | 5,507 | 469 | - | 469 |
| Manufacture of wood and of products of wood and cork, except furniture..... | 5,089 | 418 | 5,507 | 469 | - | 469 |
| MANUFACTURE OF PAPER, PAPER PRODUCTS AND PRINTING | 61,837 | 70,710 | 132,547 | 17,138 | 7,071 | 24,209 |
| Manufacture of paper and paper products..... | 16,342 | 28,321 | 44,663 | 6,652 | 220 | 6,871 |
| Publishing and printing services..... | 45,495 | 42,389 | 87,884 | 10,486 | 6,851 | 17,337 |
| MANUFACTURE OF CHEMICALS AND CHEMICAL PRODUCTS..... | 184,996 | 266,132 | 451,128 | 9,597 | 8,753 | 18,350 |
| Manufacture of basic chemicals, except fertilizers and nitrogen compounds..... | 137,009 | - | 137,009 | 3,564 | - | 3,564 |
| Manufacture of paints, varnishes and mastics | 5,946 | 34,089 | 40,034 | 1,237 | 1,590 | 2,827 |

FIXED ASSETS AND NEW CAPITAL EXPENDITURE BY INDUSTRIAL GROUP AND OWNERSHIP
1999/2000(1992 E.F.Y)

TABLE 4.43(Contd..)

(IN '000 BIRR)

| INDUSTRIAL GROUP | 1 FIXED ASSETS | | | 2 NEW CAPITAL EXPENDITURE | | |
|--|-------------------|-----------|-----------|------------------------------|---------|---------|
| | PUBLIC | PRIVATE | TOTAL | PUBLIC | PRIVATE | TOTAL |
| Manufacture of pharmaceuticals, medicinal chemicals and botanical products..... | 36,625 | 162,700 | 199,325 | 3,880 | 578 | 4,457 |
| Manufacture of soap and detergents cleaning and polishing, perfumes and toilet preparations..... | 2,677 | 59,459 | 62,135 | 917 | 4,599 | 5,516 |
| Manufacture of chemical products n.e.c. | 2,740 | 9,885 | 12,624 | - | 1,986 | 1,986 |
| MANUFACTURE OF RUBBER AND PLASTIC PRODCUTS..... | 173,650 | 120,690 | 294,339 | 16,373 | 12,859 | 29,232 |
| Manufacture of rubber products..... | 145,707 | 5,342 | 151,050 | 15,030 | 1,658 | 16,687 |
| Manufacture of plastic products..... | 27,942 | 115,347 | 143,290 | 1,344 | 11,201 | 12,545 |
| MANUFACTURE OF OTHER NON-METALLIC MINERAL PRODUCTS ... | 412,062 | 48,022 | 460,084 | 29,772 | 4,305 | 34,076 |
| Manufacture of glass and glass products..... | 31,702 | 2,451 | 34,153 | 498 | 826 | 1,324 |
| Manufacture of structural clay products | 1,542 | 78 | 1,620 | - | 2 | 2 |
| Manufacture of cement, lime and plaster | 189,887 | 118 | 190,005 | 25,178 | - | 25,178 |
| Manufacture of articles of concrete, cement and plaster | 13,532 | 23,058 | 36,590 | 1,483 | 1,646 | 3,129 |
| Manufacture of non-metallic mineral products n.e.c.. | 175,399 | 22,317 | 197,717 | 2,614 | 1,831 | 4,444 |
| MANUFACTURE OF BASIC IRON AND STEEL..... | 23,342 | 34,965 | 58,306 | 2,536 | 3,910 | 6,445 |
| Manufacture of basic iron and steel..... | 23,342 | 34,965 | 58,306 | 2,536 | 3,910 | 6,445 |
| MANUFACTURE OF FABRICATED METAL PRODUCTS EXCEPT MACHINERY AND EQUIPMENT | 129,926 | 55,445 | 185,371 | 3,128 | 8,841 | 11,969 |
| Manufacture of structural metal products, tanks, reservoirs and containers of metal | - | 27,089 | 27,089 | - | 6,119 | 6,119 |
| Manufacture of cutlery, hand tools and general hardware | 1,938 | 6,719 | 8,657 | 348 | 346 | 694 |
| Manufacture of other fabricated metal products | 127,988 | 21,637 | 149,625 | 2,781 | 2,375 | 5,156 |
| MANUFACTURE OF MACHINERY AND EQUIPMENT N.E.C. | - | 12,224 | 12,224 | - | 684 | 684 |
| Manufacture of pumps, compressors, taps and valves.. | - | - | - | - | - | - |
| Manufacture of ovens, furnaces and furnace burners.. | - | 318 | 318 | - | 1 | 1 |
| Manufacture of other general purpose machinery..... | - | 12 | 12 | - | - | - |
| Manufacture of machinery for food and beverage processing | - | 11,849 | 11,849 | - | 683 | 683 |
| Manufacture of accumulators, primary cells and and primary battries | - | 45 | 45 | - | - | - |
| MANUFACTURE OF MOTOR VEHICLES, TRAILERS & SEMI-TRAILERS | 20,107 | 87,528 | 107,634 | 210 | 38,288 | 38,499 |
| Manufacture of bodies for motor vehicles..... | 20,107 | 83,882 | 103,989 | 210 | 38,288 | 38,499 |
| Manufacture of parts and accessories for motor vehicles and their engines..... | - | 3,645 | 3,645 | - | - | - |
| MANUFACTURE OF FURNITURE; MANUFACTURING N.E.C. | 7,293 | 82,560 | 89,853 | 30 | 10,410 | 10,440 |
| Manufacture of furniture; manufacturing n.e.c..... | 7,293 | 82,560 | 89,853 | 30 | 10,410 | 10,440 |
| T O T A L | 2,759,377 | 2,432,409 | 5,191,786 | 149,529 | 300,802 | 450,331 |

1. 734 ESTABLISHMENTS
2. 366 ESTANLISHMENTS

FIXED ASSETS OF REPORTING ESTABLISHMENTS BY TYPE AND INDUSTRIAL GROUP
PUBLIC AND PRIVATE - 1999/2000(1992 E.F.Y)

TABLE 4.44

(IN '000 BIRR)

| INDUSTRIAL GROUP | NO. OF ESTAB. | BUILDING AND OTHER CONST- RUCTION WORKS | MACHINERY AND EQUIPMENT | VEHICLES | OTHERS | TOTAL |
|---|------------------|---|-------------------------------|----------|--------|-----------|
| MANUFACTURE OF FOOD PRODUCTS AND BEVERAGES..... | 214 | 720,820 | 1,052,172 | 144,535 | 63,605 | 1,981,131 |
| Production, processing and preserving of meat, fruit and vegetables | 7 | 35,028 | 63,197 | 21,475 | 12,121 | 131,821 |
| Manufacture of vegetable and animal oils and fats.... | 27 | 75,403 | 89,835 | 2,704 | 1,182 | 169,123 |
| Manufacture of dairy products | 1 | 29,403 | 2,082 | 611 | 410 | 32,506 |
| Manufacture of grain mill products | 47 | 112,582 | 69,652 | 18,086 | 4,088 | 204,408 |
| Manufacture of prepared animal feeds | 3 | 637 | 66 | 197 | 29 | 929 |
| Manufacture of bakery products | 85 | 46,681 | 70,586 | 6,230 | 2,875 | 126,373 |
| Manufacture of sugar and sugar confectionery | 8 | 163,190 | 402,046 | 23,571 | 6,853 | 595,660 |
| Manufacture of macaroni and spaghetti..... | 3 | 7,712 | 17,519 | 726 | 1,461 | 27,417 |
| Manufacture of food products n.e.c. | 9 | 21,700 | 13,416 | 636 | 645 | 36,397 |
| Distilling, rectifying and blending of spirits | 7 | 2,746 | 5,984 | 764 | 407 | 9,901 |
| Manufacture of wines | 1 | 7,915 | 10,608 | 1,369 | 370 | 20,262 |
| Manufacture of malt liquors and malt | 6 | 127,659 | 199,114 | 21,186 | 21,718 | 369,677 |
| Manufacture of soft drinks & production of mineral waters | 10 | 90,164 | 108,067 | 46,981 | 11,445 | 256,656 |
| MANUFACTURE OF TOBACCO PRODUCTS | 1 | 4,921 | 12,985 | 4,144 | 1,867 | 23,917 |
| Manufacture of tobacco products..... | 1 | 4,921 | 12,985 | 4,144 | 1,867 | 23,917 |
| MANUFACTURE OF TEXTILES | 34 | 261,272 | 606,513 | 6,495 | 5,929 | 880,209 |
| Spinning, weaving and finishing of textiles | 25 | 245,081 | 594,506 | 5,812 | 5,213 | 850,613 |
| Manufacture of cordage, rope, twine and netting | 2 | 14,714 | 8,851 | 598 | 568 | 24,731 |
| Knitting mills | 7 | 1,477 | 3,156 | 85 | 148 | 4,866 |
| MANUFACTURE OF WEARING APPAREL, EXCEPT FUR APPAREL..... | 25 | 35,397 | 20,252 | 2,972 | 2,835 | 61,456 |
| Manufacture of wearing apparel except fur apparel.... | 25 | 35,397 | 20,252 | 2,972 | 2,835 | 61,456 |
| TANNING AND DRESSING OF LEATHER; MANUFACTURE OF FOOTWEAR, LUGGAGE AND HANDBAGS | 53 | 167,780 | 244,219 | 19,552 | 16,529 | 448,080 |
| Tanning and dressing of leather, luggage and handbags. | 15 | 128,046 | 128,036 | 16,123 | 9,344 | 281,549 |
| Manufacture of footwear..... | 38 | 39,734 | 116,183 | 3,429 | 7,185 | 166,531 |
| MANUFACTURE OF WOOD AND OF PRODUCTS OF WOOD AND CORK, EXCEPT FURNITURE | 15 | 1,500 | 1,919 | 1,859 | 228 | 5,507 |
| Manufacture of wood and of products of wood and cork, except furniture..... | 15 | 1,500 | 1,919 | 1,859 | 228 | 5,507 |
| MANUFACTURE OF PAPER, PAPER PRODUCTS AND PRINTING..... | 64 | 38,072 | 74,513 | 7,796 | 12,166 | 132,547 |
| Manufacture of paper and paper products..... | 7 | 20,863 | 19,949 | 1,644 | 2,207 | 44,663 |
| Publishing and printing services..... | 57 | 17,209 | 54,564 | 6,152 | 9,959 | 87,884 |
| MANUFACTURE OF CHEMICALS AND CHEMICAL PRODUCTS..... | 40 | 184,074 | 241,855 | 13,078 | 12,122 | 451,128 |
| Manufacture of basic chemicals, except fertilizers and nitrogen compounds..... | 4 | 58,530 | 76,081 | 1,508 | 890 | 137,009 |
| Manufacture of paints, varnishes and mastics | 8 | 30,797 | 3,120 | 3,488 | 2,630 | 40,034 |

FIXED ASSETS OF REPORTING ESTABLISHMENTS BY TYPE AND INDUSTRIAL GROUP
PUBLIC AND PRIVATE - 1999/2000(1992 E.F.Y)

TABLE 4.44 (Contd..)

(IN '000 BIRR)

| INDUSTRIAL GROUP | NO. OF ESTAB. | BUILDING AND OTHER CONST- RUCTION WORKS | MACHINERY AND EQUIPMENT | VEHICLES | OTHERS | TOTAL |
|---|------------------|---|-------------------------------|----------|---------|-----------|
| Manufacture of pharmaceuticals, medicinal chemicals and botanical products..... | 4 | 48,559 | 140,584 | 3,437 | 6,745 | 199,325 |
| Manufacture of soap and detergents cleaning and polishing, perfumes and toilet preparations..... | 18 | 40,780 | 15,381 | 4,203 | 1,771 | 62,135 |
| Manufacture of chemical products n.e.c. | 6 | 5,408 | 6,689 | 442 | 86 | 12,624 |
| MANUFACTURE OF RUBBER AND PLASTIC PRODCUTS..... | 27 | 95,776 | 188,874 | 3,974 | 5,715 | 294,339 |
| Manufacture of rubber products..... | 5 | 48,672 | 98,915 | 836 | 2,627 | 151,050 |
| Manufacture of plastic products..... | 22 | 47,104 | 89,960 | 3,137 | 3,088 | 143,290 |
| MANUFACTURE OF OTHER NON-METALLIC MINERAL PRODUCTS | 76 | 231,792 | 187,217 | 32,220 | 8,854 | 460,084 |
| Manufacture of glass and glass products..... | 1 | 16,730 | 814 | 15,925 | 684 | 34,153 |
| Manufacture of structural clay products | 5 | 1,176 | 307 | 1 | 137 | 1,620 |
| Manufacture of cement, lime and plaster | 7 | 144,415 | 39,451 | 1,638 | 4,502 | 190,005 |
| Manufacture of articles of concrete, cement and plaster | 53 | 18,108 | 8,069 | 9,778 | 635 | 36,590 |
| Manufacture of non-metallic mineral products n.e.c.... | 10 | 51,364 | 138,577 | 4,878 | 2,897 | 197,717 |
| MANUFACTURE OF BASIC IRON AND STEEL..... | 8 | 18,280 | 34,319 | 4,397 | 1,310 | 58,306 |
| Manufacture of basic iron and steel..... | 8 | 18,280 | 34,319 | 4,397 | 1,310 | 58,306 |
| MANUFACTURE OF FABRICATED METAL PRODUCTS EXCEPT MACHINERY AND EQUIPMENT | 48 | 74,709 | 99,295 | 8,163 | 3,204 | 185,371 |
| Manufacture of structural metal products, tanks, reservoirs and containers of metal | 24 | 14,423 | 9,187 | 3,035 | 443 | 27,089 |
| Manufacture of cutlery, hand tools and general hardware | 8 | 3,909 | 3,825 | 724 | 200 | 8,657 |
| Manufacture of other fabricated metal products | 16 | 56,377 | 86,284 | 4,404 | 2,560 | 149,625 |
| MANUFACTURE OF MACHINERY AND EQUIPMENT N.E.C. | 13 | 7,668 | 2,827 | 1,467 | 263 | 12,224 |
| Manufacture of pumps, compressors, taps and valves... | - | - | - | - | - | - |
| Manufacture of ovens, furnaces and furnace burners... | 5 | 47 | 146 | 104 | 21 | 318 |
| Manufacture of other general purpose machinery..... | 1 | - | 12 | - | - | 12 |
| Manufacture of machinery for food and beverage processing | 6 | 7,621 | 2,628 | 1,363 | 238 | 11,849 |
| Manufacture of accumulators, primary cells and and primary batteries | 1 | - | 41 | - | 4 | 45 |
| MANUFACTURE OF MOTOR VEHICLES, TRAILERS & SEMI-TRAILERS. | 7 | 50,752 | 27,826 | 18,698 | 10,359 | 107,634 |
| Manufacture of bodies for motor vehicles..... | 6 | 50,126 | 25,457 | 18,145 | 10,261 | 103,989 |
| Manufacture of parts and accessories for motor vehicles and their engines..... | 1 | 626 | 2,368 | 554 | 97 | 3,645 |
| MANUFACTURE OF FURNITURE; MANUFACTURING N.E.C. | 114 | 53,899 | 25,179 | 6,724 | 4,050 | 89,853 |
| Manufacture of furniture; manufacturing n.e.c..... | 114 | 53,899 | 25,179 | 6,724 | 4,050 | 89,853 |
| T O T A L | 739 | 1,946,713 | 2,819,964 | 276,075 | 149,035 | 5,191,786 |

FIXED ASSETS OF REPORTING ESTABLISHMENTS BY TYPE AND INDUSTRIAL GROUP
PUBLIC - 1999/2000(1992 E.F.Y)

TABLE 4.45

(IN '000 BIRR)

| INDUSTRIAL GROUP | NO. OF ESTAB. | BUILDING AND OTHER CONST- RUCTION WORKS | MACHINERY AND EQUIPMENT | VEHICLES | OTHERS | TOTAL |
|---|------------------|---|-------------------------------|----------|--------|-----------|
| MANUFACTURE OF FOOD PRODUCTS AND BEVERAGES..... | 42 | 434,847 | 735,351 | 56,570 | 18,955 | 1,245,722 |
| Production, processing and preserving of meat, fruit and vegetables | 2 | 3,104 | 7,502 | 1,455 | 2,097 | 14,157 |
| Manufacture of vegetable and animal oils and fats.... | 6 | 53,446 | 71,477 | 1,393 | 944 | 127,261 |
| Manufacture of dairy products | 1 | 29,403 | 2,082 | 611 | 410 | 32,506 |
| Manufacture of grain mill products | 9 | 30,203 | 34,833 | 4,454 | 2,507 | 71,998 |
| Manufacture of prepared animal feeds | 2 | 542 | 6 | 197 | 27 | 773 |
| Manufacture of bakery products | 4 | 20,340 | 51,841 | 2,893 | 1,083 | 76,157 |
| Manufacture of sugar and sugar confectionery | 4 | 161,836 | 402,023 | 23,571 | 6,849 | 594,279 |
| Manufacture of macaroni and spaghetti..... | 3 | 7,712 | 17,519 | 726 | 1,461 | 27,417 |
| Manufacture of food products n.e.c. | 3 | 12,101 | 1,214 | 269 | 437 | 14,021 |
| Distilling, rectifying and blending of spirits | 1 | 1,299 | 5,155 | - | 168 | 6,622 |
| Manufacture of wines | 1 | 7,915 | 10,608 | 1,369 | 370 | 20,262 |
| Manufacture of malt liquors and malt | 4 | 96,536 | 127,291 | 15,620 | 1,856 | 241,302 |
| Manufacture of soft drinks & production of mineral waters | 2 | 10,409 | 3,801 | 4,013 | 746 | 18,969 |
| MANUFACTURE OF TOBACCO PRODUCTS | 1 | 4,921 | 12,985 | 4,144 | 1,867 | 23,917 |
| Manufacture of tobacco products..... | 1 | 4,921 | 12,985 | 4,144 | 1,867 | 23,917 |
| MANUFACTURE OF TEXTILES | 17 | 139,261 | 154,799 | 4,099 | 3,296 | 301,455 |
| Spinning, weaving and finishing of textiles | 15 | 124,547 | 145,948 | 3,501 | 2,728 | 276,724 |
| Manufacture of cordage, rope, twine and netting | 2 | 14,714 | 8,851 | 598 | 568 | 24,731 |
| Knitting mills | - | - | - | - | - | - |
| MANUFACTURE OF WEARING APPAREL, EXCEPT FUR APPAREL..... | 4 | 10,753 | 5,336 | 1,985 | 1,430 | 19,503 |
| Manufacture of wearing apparel except fur apparel..... | 4 | 10,753 | 5,336 | 1,985 | 1,430 | 19,503 |
| TANNING AND DRESSING OF LEATHER; MANUFACTURE OF FOOTWEAR, LUGGAGE AND HANDBAGS | 7 | 53,135 | 87,228 | 7,195 | 2,921 | 150,480 |
| Tanning and dressing of leather, luggage and handbags. | 4 | 44,521 | 63,875 | 5,781 | 1,839 | 116,017 |
| Manufacture of footwear..... | 3 | 8,614 | 23,353 | 1,415 | 1,082 | 34,463 |
| MANUFACTURE OF WOOD AND OF PRODUCTS OF WOOD AND CORK, EXCEPT FURNITURE | 8 | 1,438 | 1,656 | 1,777 | 218 | 5,089 |
| Manufacture of wood and of products of wood and cork, except furniture..... | 8 | 1,438 | 1,656 | 1,777 | 218 | 5,089 |
| MANUFACTURE OF PAPER, PAPER PRODUCTS AND PRINTING..... | 9 | 11,947 | 38,811 | 4,424 | 6,655 | 61,837 |
| Manufacture of paper and paper products..... | 2 | 4,542 | 10,112 | 771 | 916 | 16,342 |
| Publishing and printing services..... | 7 | 7,405 | 28,699 | 3,653 | 5,739 | 45,495 |
| MANUFACTURE OF CHEMICALS AND CHEMICAL PRODUCTS..... | 11 | 68,129 | 107,956 | 5,948 | 2,964 | 184,996 |
| Manufacture of basic chemicals, except fertilizers and nitrogen compounds..... | 4 | 58,530 | 76,081 | 1,508 | 890 | 137,009 |
| Manufacture of paints, varnishes and mastics | 2 | 3,727 | 474 | 1,177 | 567 | 5,946 |

FIXED ASSETS OF REPORTING ESTABLISHMENTS BY TYPE AND INDUSTRIAL GROUP
PUBLIC - 1999/2000(1992 E.F.Y)

TABLE 4.45 (Contd..)

(IN '000 BIRR)

| INDUSTRIAL GROUP | NO. OF ESTAB. | BULDING AND OTHER CONST- RUCTION WORKS | MACHINERY AND EQUIPMENT | VEHICLES | OTHERS | TOTAL |
|---|------------------|--|-------------------------------|----------|--------|-----------|
| Manufacture of pharmaceuticals, medicinal chemicals and botanical products..... | 1 | 4,748 | 27,799 | 2,912 | 1,165 | 36,625 |
| Manufacture of soap and detergents cleaning and polishing, perfumes and toilet preparations..... | 2 | 791 | 1,224 | 329 | 332 | 2,677 |
| Manufacture of chemical products n.e.c. | 2 | 332 | 2,377 | 21 | 9 | 2,740 |
| MANUFACTURE OF RUBBER AND PLASTIC PROCDUCTS..... | 3 | 57,538 | 111,683 | 1,384 | 3,044 | 173,650 |
| Manufacture of rubber products..... | 1 | 46,050 | 96,763 | 508 | 2,386 | 145,707 |
| Manufacture of plastic products..... | 2 | 11,488 | 14,920 | 876 | 658 | 27,942 |
| MANUFACTURE OF OTHER NON-METALLIC MINERAL PRODUCTS | 12 | 214,673 | 165,422 | 25,027 | 6,940 | 412,062 |
| Manufacture of glass and glass products..... | - | 15,372 | 479 | 15,851 | - | 31,702 |
| Manufacture of structural clay products | 2 | 1,159 | 247 | 1 | 136 | 1,542 |
| Manufacture of cement, lime and plaster | 5 | 144,329 | 39,418 | 1,638 | 4,502 | 189,887 |
| Manufacture of articles of concrete, cement and plaster | 3 | 6,716 | 627 | 5,827 | 362 | 13,532 |
| Manufacture of non-metallic mineral products n.e.c.... | 2 | 47,098 | 124,650 | 1,711 | 1,940 | 175,399 |
| MANUFACTURE OF BASIC IRON AND STEEL..... | 3 | 2,180 | 16,715 | 3,829 | 617 | 23,342 |
| Manufacture of basic iron and steel..... | 3 | 2,180 | 16,715 | 3,829 | 617 | 23,342 |
| MANUFACTURE OF FABRICATED METAL PRODUCTS EXCEPT MACHINERY AND EQUIPMENT | 5 | 47,589 | 77,355 | 2,634 | 2,349 | 129,926 |
| Manufacture of structural metal products, tanks, reservoirs and containers of metal | - | - | - | - | - | - |
| Manufacture of cutlery, hand tools and general hardware | 2 | 896 | 722 | 170 | 150 | 1,938 |
| Manufacture of other fabricated metal products | 3 | 46,692 | 76,633 | 2,463 | 2,199 | 127,988 |
| MANUFACTURE OF MACHINERY AND EQUIPMENT N.E.C. | - | - | - | - | - | - |
| Manufacture of pumps, compressors, taps and valves... | - | - | - | - | - | - |
| Manufacture of ovens, furnaces and furnace burners... | - | - | - | - | - | - |
| Manufacture of other general purpose machinery..... | - | - | - | - | - | - |
| Manufacture of machinery for food and beverage processing | - | - | - | - | - | - |
| Manufacture of accumulators, primary cells and and primary batteries | - | - | - | - | - | - |
| MANUFACTURE OF MOTOR VEHICLES, TRAILERS & SEMI-TRAILERS. | - | 9,830 | 223 | 10,053 | - | 20,107 |
| Manufacture of bodies for motor vehicles..... | - | 9,830 | 223 | 10,053 | - | 20,107 |
| Manufacture of parts and accessories for motor vehicles and their engines..... | - | - | - | - | - | - |
| MANUFACTURE OF FURNITURE; MANUFACTURING N.E.C. | 6 | 4,257 | 1,792 | 988 | 255 | 7,293 |
| Manufacture of furniture; manufacturing n.e.c..... | 6 | 4,257 | 1,792 | 988 | 255 | 7,293 |
| T O T A L | 128 | 1,060,497 | 1,517,312 | 130,056 | 51,512 | 2,759,377 |

FIXED ASSETS OF REPORTING ESTABLISHMENTS BY TYPE AND INDUSTRIAL GROUP
PRIVATE - 1999/2000(1992 E.F.Y)

TABLE 4.46

(IN '000 BIRR)

| INDUSTRIAL GROUP | NO. OF ESTAB. | BULDING AND OTHER CONST- RUCTION WORKS | MACHINERY AND EQUIPMENT | VEHICLES | OTHERS | TOTAL |
|---|------------------|--|-------------------------------|----------|--------|---------|
| MANUFACTURE OF FOOD PRODUCTS AND BEVERAGES..... | 172 | 285,973 | 316,821 | 87,965 | 44,649 | 735,408 |
| Production, processing and preserving of meat, fruit and vegetables | 5 | 31,925 | 55,695 | 20,020 | 10,025 | 117,664 |
| Manufacture of vegetable and animal oils and fats.... | 21 | 21,957 | 18,358 | 1,310 | 238 | 41,862 |
| Manufacture of dairy products | - | - | - | - | - | - |
| Manufacture of grain mill products | 38 | 82,379 | 34,818 | 13,632 | 1,581 | 132,410 |
| Manufacture of prepared animal feeds | 1 | 95 | 60 | - | 2 | 156 |
| Manufacture of bakery products | 81 | 26,340 | 18,746 | 3,338 | 1,792 | 50,216 |
| Manufacture of sugar and sugar confectionery | 4 | 1,354 | 24 | - | 4 | 1,382 |
| Manufacture of macaroni and spaghetti..... | - | - | - | - | - | - |
| Manufacture of food products n.e.c. | 6 | 9,599 | 12,202 | 367 | 208 | 22,376 |
| Distilling, rectifying and blending of spirits | 6 | 1,447 | 829 | 764 | 240 | 3,279 |
| Manufacture of wines | - | - | - | - | - | - |
| Manufacture of malt liquors and malt | 2 | 31,123 | 71,824 | 5,567 | 19,862 | 128,375 |
| Manufacture of soft drinks & production of mineral waters | 8 | 79,754 | 104,266 | 42,968 | 10,699 | 237,687 |
| MANUFACTURE OF TOBACCO PRODUCTS | - | - | - | - | - | - |
| Manufacture of tobacco products..... | - | - | - | - | - | - |
| MANUFACTURE OF TEXTILES | 17 | 122,012 | 451,715 | 2,396 | 2,633 | 578,755 |
| Spinning, weaving and finishing of textiles | 10 | 120,534 | 448,558 | 2,311 | 2,485 | 573,889 |
| Manufacture of cordage, rope, twine and netting | - | - | - | - | - | - |
| Knitting mills | 7 | 1,477 | 3,156 | 85 | 148 | 4,866 |
| MANUFACTURE OF WEARING APPAREL, EXCEPT FUR APPAREL..... | 21 | 24,644 | 14,916 | 987 | 1,405 | 41,953 |
| Manufacture of wearing apparel except fur apparel.... | 21 | 24,644 | 14,916 | 987 | 1,405 | 41,953 |
| TANNING AND DRESSING OF LEATHER; MANUFACTURE OF FOOTWEAR, LUGGAGE AND HANDBAGS | 46 | 114,645 | 156,991 | 12,356 | 13,607 | 297,600 |
| Tanning and dressing of leather, luggage and handbags. | 11 | 83,525 | 64,161 | 10,342 | 7,504 | 165,532 |
| Manufacture of footwear..... | 35 | 31,120 | 92,830 | 2,014 | 6,103 | 132,068 |
| MANUFACTURE OF WOOD AND OF PRODUCTS OF WOOD AND CORK, EXCEPT FURNITURE | 7 | 62 | 262 | 83 | 11 | 418 |
| Manufacture of wood and of products of wood and cork, except furniture..... | 7 | 62 | 262 | 83 | 11 | 418 |
| MANUFACTURE OF PAPER, PAPER PRODUCTS AND PRINTING..... | 55 | 26,125 | 35,701 | 3,372 | 5,511 | 70,710 |
| Manufacture of paper and paper products..... | 5 | 16,320 | 9,837 | 873 | 1,291 | 28,321 |
| Publishing and printing services..... | 50 | 9,805 | 25,865 | 2,499 | 4,220 | 42,389 |
| MANUFACTURE OF CHEMICALS AND CHEMICAL PRODUCTS..... | 29 | 115,945 | 133,899 | 7,130 | 9,158 | 266,132 |
| Manufacture of basic chemicals, except fertilizers and nitrogen compounds..... | - | - | - | - | - | - |
| Manufacture of paints, varnishes and mastics | 6 | 27,070 | 2,645 | 2,311 | 2,062 | 34,089 |

FIXED ASSETS OF REPORTING ESTABLISHMENTS BY TYPE AND INDUSTRIAL GROUP
PRIVATE - 1999/2000(1992 E.F.Y)

TABLE 4.46 (Contd..)

(IN '000 BIRR)

| INDUSTRIAL GROUP | NO. OF ESTAB. | BUILDING AND OTHER CONST- RUCTION WORKS | MACHINERY AND EQUIPMENT | VEHICLES | OTHERS | TOTAL |
|---|------------------|---|-------------------------------|----------|--------|-----------|
| Manufacture of pharmaceuticals, medicinal chemicals and botanical products..... | 3 | 43,810 | 112,785 | 525 | 5,580 | 162,700 |
| Manufacture of soap and detergents cleaning and polishing, perfumes and toilet preparations..... | 16 | 39,989 | 14,157 | 3,874 | 1,439 | 59,459 |
| Manufacture of chemical products n.e.c. | 4 | 5,076 | 4,312 | 421 | 77 | 9,885 |
| MANUFACTURE OF RUBBER AND PLASTIC PROCDUCTS..... | 24 | 38,238 | 77,191 | 2,590 | 2,671 | 120,690 |
| Manufacture of rubber products..... | 4 | 2,622 | 2,152 | 328 | 240 | 5,342 |
| Manufacture of plastic products..... | 20 | 35,616 | 75,039 | 2,261 | 2,430 | 115,347 |
| MANUFACTURE OF OTHER NON-METALLIC MINERAL PRODUCTS | 64 | 17,118 | 21,796 | 7,193 | 1,915 | 48,022 |
| Manufacture of glass and glass products..... | 1 | 1,358 | 335 | 74 | 684 | 2,451 |
| Manufacture of structural clay products | 3 | 17 | 60 | - | - | 78 |
| Manufacture of cement, lime and plaster | 2 | 86 | 33 | - | - | 118 |
| Manufacture of articles of concrete, cement and plaster | 50 | 11,392 | 7,442 | 3,951 | 273 | 23,058 |
| Manufacture of non-metallic mineral products n.e.c.... | 8 | 4,266 | 13,927 | 3,168 | 957 | 22,317 |
| MANUFACTURE OF BASIC IRON AND STEEL..... | 5 | 16,100 | 17,604 | 569 | 692 | 34,965 |
| Manufacture of basic iron and steel..... | 5 | 16,100 | 17,604 | 569 | 692 | 34,965 |
| MANUFACTURE OF FABRICATED METAL PRODUCTS EXCEPT MACHINERY AND EQUIPMENT | 43 | 27,121 | 21,940 | 5,529 | 855 | 55,445 |
| Manufacture of structural metal products, tanks, reservoirs and containers of metal | 24 | 14,423 | 9,187 | 3,035 | 443 | 27,089 |
| Manufacture of cutlery, hand tools and general hardware | 6 | 3,012 | 3,102 | 553 | 51 | 6,719 |
| Manufacture of other fabricated metal products | 13 | 9,685 | 9,651 | 1,940 | 361 | 21,637 |
| MANUFACTURE OF MACHINERY AND EQUIPMENT N.E.C. | 13 | 7,668 | 2,827 | 1,467 | 263 | 12,224 |
| Manufacture of pumps, compressors, taps and valves... | - | - | - | - | - | - |
| Manufacture of ovens, furnaces and furnace burners... | 5 | 47 | 146 | 104 | 21 | 318 |
| Manufacture of other general purpose machinery..... | 1 | - | 12 | - | - | 12 |
| Manufacture of machinery for food and beverage processing | 6 | 7,621 | 2,628 | 1,363 | 238 | 11,849 |
| Manufacture of accumulators, primary cells and and primary batteries | 1 | - | 41 | - | 4 | 45 |
| MANUFACTURE OF MOTOR VEHICLES, TRAILERS & SEMI-TRAILERS. | 7 | 40,922 | 27,602 | 8,645 | 10,359 | 87,528 |
| Manufacture of bodies for motor vehicles..... | 6 | 40,296 | 25,234 | 8,091 | 10,261 | 83,882 |
| Manufacture of parts and accessories for motor vehicles and their engines..... | 1 | 626 | 2,368 | 554 | 97 | 3,645 |
| MANUFACTURE OF FURNITURE; MANUFACTURING N.E.C. | 108 | 49,642 | 23,387 | 5,736 | 3,795 | 82,560 |
| Manufacture of furniture; manufacturing n.e.c..... | 108 | 49,642 | 23,387 | 5,736 | 3,795 | 82,560 |
| T O T A L | 611 | 886,216 | 1,302,652 | 146,018 | 97,524 | 2,432,409 |

FIXED ASSETS BY SIZE OF PERSONS ENGAGED AND INDUSTRIAL GROUP
PUBLIC AND PRIVATE - 1999/2000(1992 E.F.Y)

TABLE 4.47

(IN '000 BIRR)

| INDUSTRIAL GROUP | SIZE - GROUP | | | |
|--|--------------|---------|-----------|-----------|
| | 10 - 19 | 20 - 49 | 50 & OVER | TOTAL |
| MANUFACTURE OF FOOD PRODUCTS AND BEVERAGES..... | 33,283 | 47,460 | 1,900,388 | 1,981,131 |
| Production, processing and preserving of meat, fruit and vegetables | - | - | 131,821 | 131,821 |
| Manufacture of vegetable and animal oils and fats... | 6,271 | 2,763 | 160,089 | 169,123 |
| Manufacture of dairy products | - | - | 32,506 | 32,506 |
| Manufacture of grain mill products | 8,482 | 33,208 | 162,718 | 204,408 |
| Manufacture of prepared animal feeds | 156 | - | 773 | 929 |
| Manufacture of bakery products | 15,865 | 8,190 | 102,318 | 126,373 |
| Manufacture of sugar and sugar confectionery | 157 | 1,248 | 594,255 | 595,660 |
| Manufacture of macaroni and spaghetti..... | - | - | 27,417 | 27,417 |
| Manufacture of food products n.e.c. | 410 | 713 | 35,274 | 36,397 |
| Distilling, rectifying and blending of spirits | 1,941 | 1,338 | 6,622 | 9,901 |
| Manufacture of wines | - | - | 20,262 | 20,262 |
| Manufacture of malt liquors and malt | - | - | 369,677 | 369,677 |
| Manufacture of soft drinks & production of mineral waters | - | - | 256,656 | 256,656 |
| MANUFACTURE OF TOBACCO PRODUCTS | - | - | 23,917 | 23,917 |
| Manufacture of tobacco products..... | - | - | 23,917 | 23,917 |
| MANUFACTURE OF TEXTILES | 1,165 | 26,657 | 852,387 | 880,209 |
| Spinning, weaving and finishing of textiles | 94 | 23,611 | 826,908 | 850,613 |
| Manufacture of cordage, rope, twine and netting | - | - | 24,731 | 24,731 |
| Knitting mills | 1,072 | 3,045 | 749 | 4,866 |
| MANUFACTURE OF WEARING APPAREL, EXCEPT FUR APPAREL.... | 865 | 5,441 | 55,150 | 61,456 |
| Manufacture of wearing apparel except fur apparel... | 865 | 5,441 | 55,150 | 61,456 |
| TANNING AND DRESSING OF LEATHER; MANUFACTURE OF FOOTWEAR, LUGGAGE AND HANDBAGS | 19,772 | 91,078 | 337,229 | 448,080 |
| Tanning and dressing of leather, luggage and handbags | - | 4,809 | 276,740 | 281,549 |
| Manufacture of footwear..... | 19,772 | 86,269 | 60,489 | 166,531 |
| MANUFACTURE OF WOOD AND OF PRODUCTS OF WOOD AND CORK, EXCEPT FURNITURE | 378 | 373 | 4,755 | 5,507 |
| Manufacture of wood and of products of wood and cork, except furniture..... | 378 | 373 | 4,755 | 5,507 |
| MANUFACTURE OF PAPER, PAPER PRODUCTS AND PRINTING..... | 25,573 | 13,192 | 93,781 | 132,547 |
| Manufacture of paper and paper products..... | 14,909 | - | 29,753 | 44,663 |
| Publishing and printing services..... | 10,664 | 13,192 | 64,028 | 87,884 |
| MANUFACTURE OF CHEMICALS AND CHEMICAL PRODUCTS..... | 11,228 | 11,008 | 428,892 | 451,128 |
| Manufacture of basic chemicals, except fertilizers and nitrogen compounds..... | - | - | 137,009 | 137,009 |
| Manufacture of paints, varnishes and mastics | 1,383 | 5,584 | 33,067 | 40,034 |

FIXED ASSETS BY SIZE OF PERSONS ENGAGED AND INDUSTRIAL GROUP
PUBLIC AND PRIVATE - 1999/2000(1992 E.F.Y)

TABLE 4.47 (Contd..)

(IN '000 BIRR)

| INDUSTRIAL GROUP | SIZE - GROUP | | | |
|--|--------------|---------|-----------|-----------|
| | 10 - 19 | 20 - 49 | 50 & OVER | TOTAL |
| Manufacture of pharmaceuticals, medicinal chemicals and botanical products..... | - | 1,125 | 198,200 | 199,325 |
| Manufacture of soap and detergents cleaning and polishing, perfumes and toilet preparations..... | 341 | 3,556 | 58,238 | 62,135 |
| Manufacture of chemical products n.e.c. | 9,504 | 742 | 2,379 | 12,624 |
| MANUFACTURE OF RUBBER AND PLASTIC PRODUCTS..... | 5,878 | 25,994 | 262,468 | 294,339 |
| Manufacture of rubber products..... | 203 | 1,366 | 149,480 | 151,050 |
| Manufacture of plastic products..... | 5,675 | 24,627 | 112,988 | 143,290 |
| MANUFACTURE OF OTHER NON-METALLIC MINERAL PRODUCTS ... | 3,569 | 5,339 | 451,065 | 459,973 |
| Manufacture of glass and glass products..... | - | - | 34,153 | 34,153 |
| Manufacture of structural clay products | 65 | 12 | 1,542 | 1,620 |
| Manufacture of cement, lime and plaster | 118 | 7 | 189,880 | 190,005 |
| Manufacture of articles of concrete, cement and plaster | 2,989 | 3,663 | 29,827 | 36,479 |
| Manufacture of non-metallic mineral products n.e.c.. | 397 | 1,657 | 195,663 | 197,717 |
| MANUFACTURE OF BASIC IRON AND STEEL..... | 924 | 14,716 | 42,667 | 58,306 |
| Manufacture of basic iron and steel..... | 924 | 14,716 | 42,667 | 58,306 |
| MANUFACTURE OF FABRICATED METAL PRODUCTS EXCEPT MACHINERY AND EQUIPMENT | 11,224 | 20,913 | 153,234 | 185,371 |
| Manufacture of structural metal products, tanks, reservoirs and containers of metal | 6,778 | 12,207 | 8,103 | 27,089 |
| Manufacture of cutlery, hand tools and general hardware | 2,714 | 1,193 | 4,750 | 8,657 |
| Manufacture of other fabricated metal products | 1,732 | 7,512 | 140,381 | 149,625 |
| MANUFACTURE OF MACHINERY AND EQUIPMENT N.E.C. | 786 | 11,438 | - | 12,224 |
| Manufacture of pumps, compressors, taps and valves.. | - | - | - | - |
| Manufacture of ovens, furnaces and furnace burners.. | 318 | - | - | 318 |
| Manufacture of other general purpose machinery..... | 12 | - | - | 12 |
| Manufacture of machinery for food and beverage processing | 411 | 11,438 | - | 11,849 |
| Manufacture of accumulators, primary cells and and primary batteries | 45 | - | - | 45 |
| MANUFACTURE OF MOTOR VEHICLES, TRAILERS & SEMI-TRAILERS | 1,438 | 5,957 | 100,238 | 107,634 |
| Manufacture of bodies for motor vehicles..... | 1,438 | 2,312 | 100,238 | 103,989 |
| Manufacture of parts and accessories for motor vehicles and their engines..... | - | 3,645 | - | 3,645 |
| MANUFACTURE OF FURNITURE; MANUFACTURING N.E.C. | 9,889 | 16,824 | 63,141 | 89,853 |
| Manufacture of furniture; manufacturing n.e.c..... | 9,889 | 16,824 | 63,141 | 89,853 |
| T O T A L | 125,972 | 296,390 | 4,769,313 | 5,191,676 |

FIXED ASSETS BY SIZE OF PERSONS ENGAGED AND INDUSTRIAL GROUP
PUBLIC - 1999/2000(1992 E.F.Y)

TABLE 4.48

(IN '000 BIRR)

| INDUSTRIAL GROUP | SIZE - GROUP | | | |
|--|--------------|---------|-----------|-----------|
| | 10 - 19 | 20 - 49 | 50 & OVER | TOTAL |
| MANUFACTURE OF FOOD PRODUCTS AND BEVERAGES..... | - | 792 | 1,244,931 | 1,245,722 |
| Production, processing and preserving of meat, fruit and vegetables | - | - | 14,157 | 14,157 |
| Manufacture of vegetable and animal oils and fats... | - | 768 | 126,493 | 127,261 |
| Manufacture of dairy products | - | - | 32,506 | 32,506 |
| Manufacture of grain mill products | - | - | 71,998 | 71,998 |
| Manufacture of prepared animal feeds | - | - | 773 | 773 |
| Manufacture of bakery products | - | - | 76,157 | 76,157 |
| Manufacture of sugar and sugar confectionery | - | 24 | 594,255 | 594,279 |
| Manufacture of macaroni and spaghetti..... | - | - | 27,417 | 27,417 |
| Manufacture of food products n.e.c. | - | - | 14,021 | 14,021 |
| Distilling, rectifying and blending of spirits | - | - | 6,622 | 6,622 |
| Manufacture of wines | - | - | 20,262 | 20,262 |
| Manufacture of malt liquors and malt | - | - | 241,302 | 241,302 |
| Manufacture of soft drinks & production of mineral waters | - | - | 18,969 | 18,969 |
| MANUFACTURE OF TOBACCO PRODUCTS | - | - | 23,917 | 23,917 |
| Manufacture of tobacco products..... | - | - | 23,917 | 23,917 |
| MANUFACTURE OF TEXTILES | - | 86 | 301,368 | 301,455 |
| Spinning, weaving and finishing of textiles | - | 86 | 276,638 | 276,724 |
| Manufacture of cordage, rope, twine and netting | - | - | 24,731 | 24,731 |
| Knitting mills | - | - | - | - |
| MANUFACTURE OF WEARING APPAREL, EXCEPT FUR APPAREL.... | - | - | 19,503 | 19,503 |
| Manufacture of wearing apparel except fur apparel.... | - | - | 19,503 | 19,503 |
| TANNING AND DRESSING OF LEATHER; MANUFACTURE OF FOOTWEAR, LUGGAGE AND HANDBAGS | - | - | 150,480 | 150,480 |
| Tanning and dressing of leather, luggage and handbags | - | - | 116,017 | 116,017 |
| Manufacture of footwear..... | - | - | 34,463 | 34,463 |
| MANUFACTURE OF WOOD AND OF PRODUCTS OF WOOD AND CORK, EXCEPT FURNITURE | - | 333 | 4,755 | 5,089 |
| Manufacture of wood and of products of wood and cork, except furniture..... | - | 333 | 4,755 | 5,089 |
| MANUFACTURE OF PAPER, PAPER PRODUCTS AND PRINTING..... | - | - | 61,837 | 61,837 |
| Manufacture of paper and paper products..... | - | - | 16,342 | 16,342 |
| Publishing and printing services..... | - | - | 45,495 | 45,495 |
| MANUFACTURE OF CHEMICALS AND CHEMICAL PRODUCTS..... | 361 | - | 184,635 | 184,996 |
| Manufacture of basic chemicals, except fertilizers and nitrogen compounds..... | - | - | 137,009 | 137,009 |
| Manufacture of paints, varnishes and mastics | - | - | 5,946 | 5,946 |

FIXED ASSETS BY SIZE OF PERSONS ENGAGED AND INDUSTRIAL GROUP
PUBLIC - 1999/2000(1992 E.F.Y)

TABLE 4.48 (Contd..)

(IN '000 BIRR)

| INDUSTRIAL GROUP | SIZE - GROUP | | | |
|--|--------------|---------|-----------|-----------|
| | 10 - 19 | 20 - 49 | 50 & OVER | TOTAL |
| Manufacture of pharmaceuticals, medicinal chemicals and botanical products..... | - | - | 36,625 | 36,625 |
| Manufacture of soap and detergents cleaning and polishing, perfumes and toilet preparations..... | - | - | 2,677 | 2,677 |
| Manufacture of chemical products n.e.c. | 361 | - | 2,379 | 2,740 |
| MANUFACTURE OF RUBBER AND PLASTIC PRODUCTS..... | - | - | 173,650 | 173,650 |
| Manufacture of rubber products..... | - | - | 145,707 | 145,707 |
| Manufacture of plastic products..... | - | - | 27,942 | 27,942 |
| MANUFACTURE OF OTHER NON-METALLIC MINERAL PRODUCTS ... | - | 7 | 412,055 | 412,062 |
| Manufacture of glass and glass products..... | - | - | 31,702 | 31,702 |
| Manufacture of structural clay products | - | - | 1,542 | 1,542 |
| Manufacture of cement, lime and plaster | - | 7 | 189,880 | 189,887 |
| Manufacture of articles of concrete, cement and plaster | - | - | 13,532 | 13,532 |
| Manufacture of non-metallic mineral products n.e.c.. | - | - | 175,399 | 175,399 |
| MANUFACTURE OF BASIC IRON AND STEEL..... | - | - | 23,342 | 23,342 |
| Manufacture of basic iron and steel..... | - | - | 23,342 | 23,342 |
| MANUFACTURE OF FABRICATED METAL PRODUCTS EXCEPT MACHINERY AND EQUIPMENT | - | - | 129,926 | 129,926 |
| Manufacture of structural metal products, tanks, reservoirs and containers of metal | - | - | - | - |
| Manufacture of cutlery, hand tools and general hardware | - | - | 1,938 | 1,938 |
| Manufacture of other fabricated metal products | - | - | 127,988 | 127,988 |
| MANUFACTURE OF MACHINERY AND EQUIPMENT N.E.C. | - | - | - | - |
| Manufacture of pumps, compressors, taps and valves.. | - | - | - | - |
| Manufacture of ovens, furnaces and furnace burners.. | - | - | - | - |
| Manufacture of other general purpose machinery..... | - | - | - | - |
| Manufacture of machinery for food and beverage processing | - | - | - | - |
| Manufacture of accumulators, primary cells and and primary batteries | - | - | - | - |
| MANUFACTURE OF MOTOR VEHICLES, TRAILERS & SEMI-TRAILERS | - | - | 20,107 | 20,107 |
| Manufacture of bodies for motor vehicles..... | - | - | 20,107 | 20,107 |
| Manufacture of parts and accessories for motor vehicles and their engines..... | - | - | - | - |
| MANUFACTURE OF FURNITURE; MANUFACTURING N.E.C. | 51 | 2,654 | 4,588 | 7,293 |
| Manufacture of furniture; manufacturing n.e.c..... | 51 | 2,654 | 4,588 | 7,293 |
| T O T A L | 412 | 3,871 | 2,755,093 | 2,759,377 |

FIXED ASSETS BY SIZE OF PERSONS ENGAGED AND INDUSTRIAL GROUP
PRIVATE - 1999/2000(1992 E.F.Y)

TABLE 4.49

(IN '000 BIRR)

| INDUSTRIAL GROUP | SIZE - GROUP | | | |
|--|--------------|---------|-----------|---------|
| | 10 - 19 | 20 - 49 | 50 & OVER | TOTAL |
| MANUFACTURE OF FOOD PRODUCTS AND BEVERAGES..... | 33,283 | 46,668 | 655,457 | 735,408 |
| Production, processing and preserving of meat, fruit and vegetables | - | - | 117,664 | 117,664 |
| Manufacture of vegetable and animal oils and fats... | 6,271 | 1,995 | 33,596 | 41,862 |
| Manufacture of dairy products | - | - | - | - |
| Manufacture of grain mill products | 8,482 | 33,208 | 90,720 | 132,410 |
| Manufacture of prepared animal feeds | 156 | - | - | 156 |
| Manufacture of bakery products | 15,865 | 8,190 | 26,161 | 50,216 |
| Manufacture of sugar and sugar confectionery | 157 | 1,225 | - | 1,382 |
| Manufacture of macaroni and spaghetti..... | - | - | - | - |
| Manufacture of food products n.e.c. | 410 | 713 | 21,253 | 22,376 |
| Distilling, rectifying and blending of spirits | 1,941 | 1,338 | - | 3,279 |
| Manufacture of wines | - | - | - | - |
| Manufacture of malt liquors and malt | - | - | 128,375 | 128,375 |
| Manufacture of soft drinks & production of mineral waters | - | - | 237,687 | 237,687 |
| MANUFACTURE OF TOBACCO PRODUCTS | - | - | - | - |
| Manufacture of tobacco products..... | - | - | - | - |
| MANUFACTURE OF TEXTILES | 1,165 | 26,570 | 551,019 | 578,755 |
| Spinning, weaving and finishing of textiles | 94 | 23,525 | 550,270 | 573,889 |
| Manufacture of cordage, rope, twine and netting | - | - | - | - |
| Knitting mills | 1,072 | 3,045 | 749 | 4,866 |
| MANUFACTURE OF WEARING APPAREL, EXCEPT FUR APPAREL.... | 865 | 5,441 | 35,647 | 41,953 |
| Manufacture of wearing apparel except fur apparel... | 865 | 5,441 | 35,647 | 41,953 |
| TANNING AND DRESSING OF LEATHER; MANUFACTURE OF FOOTWEAR, LUGGAGE AND HANDBAGS | 19,772 | 91,078 | 186,749 | 297,600 |
| Tanning and dressing of leather, luggage and handbags | - | 4,809 | 160,723 | 165,532 |
| Manufacture of footwear..... | 19,772 | 86,269 | 26,026 | 132,068 |
| MANUFACTURE OF WOOD AND OF PRODUCTS OF WOOD AND CORK, EXCEPT FURNITURE | 378 | 40 | - | 418 |
| Manufacture of wood and of products of wood and cork, except furniture..... | 378 | 40 | - | 418 |
| MANUFACTURE OF PAPER, PAPER PRODUCTS AND PRINTING..... | 25,573 | 13,192 | 31,944 | 70,710 |
| Manufacture of paper and paper products..... | 14,909 | - | 13,412 | 28,321 |
| Publishing and printing services..... | 10,664 | 13,192 | 18,532 | 42,389 |
| MANUFACTURE OF CHEMICALS AND CHEMICAL PRODUCTS..... | 10,867 | 11,008 | 244,257 | 266,132 |
| Manufacture of basic chemicals, except fertilizers and nitrogen compounds..... | - | - | - | - |
| Manufacture of paints, varnishes and mastics | 1,383 | 5,584 | 27,121 | 34,089 |

FIXED ASSETS BY SIZE OF PERSONS ENGAGED AND INDUSTRIAL GROUP
PRIVATE - 1999/2000(1992 E.F.Y)

TABLE 4.49(Contd..)

(IN '000 BIRR)

| INDUSTRIAL GROUP | SIZE - GROUP | | | |
|--|--------------|---------|-----------|-----------|
| | 10 - 19 | 20 - 49 | 50 & OVER | TOTAL |
| Manufacture of pharmaceuticals, medicinal chemicals and botanical products..... | - | 1,125 | 161,575 | 162,700 |
| Manufacture of soap and detergents cleaning and polishing, perfumes and toilet preparations..... | 341 | 3,556 | 55,562 | 59,459 |
| Manufacture of chemical products n.e.c. | 9,143 | 742 | - | 9,885 |
| MANUFACTURE OF RUBBER AND PLASTIC PROCDUCTS..... | 5,878 | 25,994 | 88,818 | 120,690 |
| Manufacture of rubber products..... | 203 | 1,366 | 3,773 | 5,342 |
| Manufacture of plastic products..... | 5,675 | 24,627 | 85,046 | 115,347 |
| MANUFACTURE OF OTHER NON-METALLIC MINERAL PRODUCTS ... | 3,569 | 5,332 | 39,010 | 47,912 |
| Manufacture of glass and glass products..... | - | - | 2,451 | 2,451 |
| Manufacture of structural clay products | 65 | 12 | - | 78 |
| Manufacture of cement, lime and plaster | 118 | - | - | 118 |
| Manufacture of articles of concrete, cement and plaster | 2,989 | 3,663 | 16,295 | 22,947 |
| Manufacture of non-metallic mineral products n.e.c.. | 397 | 1,657 | 20,264 | 22,317 |
| MANUFACTURE OF BASIC IRON AND STEEL..... | 924 | 14,716 | 19,325 | 34,965 |
| Manufacture of basic iron and steel..... | 924 | 14,716 | 19,325 | 34,965 |
| MANUFACTURE OF FABRICATED METAL PRODUCTS EXCEPT MACHINERY AND EQUIPMENT | 11,224 | 20,913 | 23,308 | 55,445 |
| Manufacture of structural metal products, tanks, reservoirs and containers of metal | 6,778 | 12,207 | 8,103 | 27,089 |
| Manufacture of cutlery, hand tools and general hardware | 2,714 | 1,193 | 2,811 | 6,719 |
| Manufacture of other fabricated metal products | 1,732 | 7,512 | 12,393 | 21,637 |
| MANUFACTURE OF MACHINERY AND EQUIPMENT N.E.C. | 786 | 11,438 | - | 12,224 |
| Manufacture of pumps, compressors, taps and valves.. | - | - | - | - |
| Manufacture of ovens, furnaces and furnace burners.. | 318 | - | - | 318 |
| Manufacture of other general purpose machinery..... | 12 | - | - | 12 |
| Manufacture of machinery for food and beverage processing | 411 | 11,438 | - | 11,849 |
| Manufacture of accumulators, primary cells and and primary batteries | 45 | - | - | 45 |
| MANUFACTURE OF MOTOR VEHICLES, TRAILERS & SEMI-TRAILERS | 1,438 | 5,957 | 80,132 | 87,528 |
| Manufacture of bodies for motor vehicles..... | 1,438 | 2,312 | 80,132 | 83,882 |
| Manufacture of parts and accessories for motor vehicles and their engines..... | - | 3,645 | - | 3,645 |
| MANUFACTURE OF FURNITURE; MANUFACTURING N.E.C. | 9,837 | 14,170 | 58,553 | 82,560 |
| Manufacture of furniture; manufacturing n.e.c..... | 9,837 | 14,170 | 58,553 | 82,560 |
| T O T A L | 125,560 | 292,519 | 2,014,220 | 2,432,299 |

INVESTMENT IN FIXED ASSETS OF REPORTING ESTABLISHMENTS* BY SOURCE AND
INDUSTRIAL GROUP-PUBLIC AND PRIVATE - 1999/2000(1992 E.F.Y)

TABLE 4.50

(IN '000 BIRR)

| I N D U S T R I A L G R O U P 1 | D O M E S T I C S O U R C E | | | | F O R E I G N S O U R C E | G R A N D T O T A L |
|---|-------------------------------|-------------------|-------------|-----------|------------------------------|------------------------|
| | O W N F U N D | B A N K L O A N | O T H E R S | T O T A L | | |
| | 2 | 3 | 4 | 5=(2+3+4) | 6 | 7=(5+6) |
| MANUFACTURE OF FOOD PRODUCTS AND BEVERAGES..... | 103,358 | 55,300 | 1,083 | 159,741 | 4,294 | 164,035 |
| MANUFACTURE OF TOBACCO PRODUCTS | - | - | - | - | - | - |
| MANUFACTURE OF TEXTILES | 19,128 | 9,412 | 3,351 | 31,891 | 77 | 31,968 |
| MANUFACTURE OF WEARING APPAREL, EXCEPT FUR APPAREL.... | 6,290 | - | - | 6,290 | - | 6,290 |
| TANNING AND DRESSING OF LEATHER; MANUFACTURE OF FOOTWEAR, LUGGAGE AND HANDBAGS | 31,299 | 11,334 | 1,527 | 44,160 | - | 44,160 |
| MANUFACTURE OF WOOD AND OF PRODUCTS OF WOOD AND CORK, EXCEPT FURNITURE | - | - | - | - | - | - |
| MANUFACTURE OF PAPER, PAPER PRODUCTS AND PRINTING | 22,110 | 1,318 | 968 | 24,395 | - | 24,395 |
| MANUFACTURE OF CHEMICALS AND CHEMICAL PRODUCTS..... | 17,058 | - | 1,042 | 18,100 | - | 18,100 |
| MANUFACTURE OF RUBBER AND PLASTIC PRODUCTS..... | 27,452 | 1,778 | - | 29,231 | - | 29,231 |
| MANUFACTURE OF OTHER NON-METALLIC MINERAL PRODUCTS ... | 29,462 | 177 | 2,914 | 32,553 | 554 | 33,107 |
| MANUFACTURE OF BASIC IRON AND STEEL..... | 2,071 | 3,787 | 587 | 6,445 | - | 6,445 |
| MANUFACTURE OF FABRICATED METAL PRODUCTS EXCEPT MACHINERY AND EQUIPMENT | 7,442 | 603 | 1,733 | 9,778 | - | 9,778 |
| MANUFACTURE OF MACHINERY AND EQUIPMENT N.E.C. | 330 | - | 15 | 346 | - | 346 |
| MANUFACTURE OF MOTOR VEHICLES, TRAILERS & SEMI-TRAILERS | 38,388 | - | - | 38,388 | - | 38,388 |
| MANUFACTURE OF FURNITURE; MANUFACTURING N.E.C. | 7,459 | 1,268 | 533 | 9,261 | 294 | 9,555 |
| T O T A L | 311,848 | 84,977 | 13,755 | 410,580 | 5,219 | 415,799 |

* 343 ESTABLISHMENTS

**QUANTITY OF MAJOR RAW MATERIALS CONSUMED FOR REPORTING ESTABLISHMENTS
BY INDUSTRIAL GROUP - PUBLIC AND PRIVATE
1999/2000(1992 E.F.Y)**

TABLE 4.51

| INDUSTRIAL GROUP | DESCRIPTION OF ARTICLES | UNIT | QUANTITY OF MAJOR RAW MATERIALS CONSUMED | | |
|----------------------|--------------------------|--------------|--|----------|---------|
| | | | LOCAL | IMPORTED | TOTAL |
| FOOD AND BEVERAGE | CATTLE ----- | HEAD | 11,805 | - | 11,805 |
| | MEAT----- | TONS | 729 | - | 729 |
| | PULSES----- | TONS | 3,286 | 97 | 3,383 |
| | VEGETABLES----- | TONS | 14,709 | - | 14,709 |
| | EDIBLE OIL----- | TONS | 368 | 14 | 382 |
| | FLOUR----- | TONS | 106,296 | 2,927 | 109,223 |
| | WHEAT(UNMILLED)----- | TONS | 195,438 | 64,870 | 260,308 |
| | MAIZE(UNMILLED)----- | TONS | 9,965 | - | 9,965 |
| | MILK (RAW)----- | H.L. | 45,913 | - | 45,913 |
| | MILK (POWDER)----- | TONS | 25 | 161 | 186 |
| | OIL SEEDS----- | TONS | 33,355 | - | 33,355 |
| | ORANGE ----- | TONS | 2,228 | - | 2,228 |
| | SUGAR CANE----- | ('000 TONS) | 2,040 | - | 2,040 |
| | SUGAR----- | TONS | 11,426 | - | 11,426 |
| | GLUCOSE ----- | TONS | - | 243 | 243 |
| | COFFEE(UNMILLED)----- | TONS | 35 | 176 | 211 |
| | TEA LEAVES----- | TONS | 12,547 | - | 12,547 |
| | ALCOHOL----- | H.L. | 10,187 | 87 | 10,274 |
| | CARBON DIOXIDE----- | TONS | 476 | - | 476 |
| | ESSENCE----- | TONS | 428 | 373 | 801 |
| | GRAPES AND RAISINS----- | TONS | 362 | 56 | 418 |
| | HOPS----- | TONS | 20 | 175 | 195 |
| | MALT----- | TONS | 10,350 | 4,891 | 15,241 |
| | MOLASSES----- | TONS | 10,510 | - | 10,510 |
| | BARLEY----- | TONS | 6,468 | 9,944 | 16,412 |
| | YEAST----- | TONS | 1 | 5 | 6 |
| TOBACCO | TOBACCO LEAVES----- | TONS | 982 | 896 | 1,878 |
| TEXTILES | RAW COTTON ----- | TONS | 30,780 | - | 30,780 |
| | COTTON YARN ----- | TONS | 769 | - | 769 |
| | FABRICS ----- | ('000 M) | 3,790 | 38 | 3,828 |
| | FIBRE (POLYSTER)----- | TONS | 6 | 470 | 476 |
| | FIBRE (ACRYLIC)----- | TONS | 2 | 210 | 212 |
| | JUTE (FIBRE)----- | TONS | 767 | 2,845 | 3,612 |
| | SISAL (LEAVES)----- | CUB. M. | 9,781 | - | 9,781 |
| | WOOL (WASTE)----- | TONS | - | 2,494 | 2,494 |
| | ACRYLIC (YARN)----- | TONS | 56 | 36 | 92 |
| LEATHER AND FOOTWEAR | COTTON (LINT) ----- | TONS | 12,275 | 246 | 12,521 |
| | CHEMICAL DYESTAFF----- | TONS | 274 | 1,272 | 1,546 |
| | SHEEP AND GOAT SKIN----- | ('000 PCS) | 12,549 | - | 12,549 |
| | HIDES AND SKINS----- | TONS | 7,027 | - | 7,027 |
| | LEATHER UPPER----- | ('000 SQ.FT) | 7,889 | - | 7,889 |
| | LEATHER LINNING----- | ('000 SQ.FT) | 1,436 | - | 1,436 |
| | LEATHER SOLE----- | TONS | 4 | - | 4 |
| | LEATHER GARMENT ----- | SQ. FT. | 752,998 | - | 752,998 |
| | PLASTIC SOLE----- | PAIRS | 348,530 | 78,944 | 427,474 |
| | P.V.C FOR SOLE----- | TONS | 114 | 2,245 | 2,359 |
| | CHEMICALS----- | TONS | 5,358 | 1,943 | 7,301 |

**QUANTITY OF MAJOR RAW MATERIALS CONSUMED FOR REPORTING ESTABLISHMENTS
BY INDUSTRIAL GROUP - PUBLIC AND PRIVATE
1999/2000(1992 E.F.Y)**

TABLE 4.51 (Contd..)

| INDUSTRIAL GROUP | DESCRIPTION OF ARTICLES | UNIT | QUANTITY OF MAJOR RAW MATERIALS CONSUMED | | |
|--------------------|-------------------------------|----------------|--|----------|---------|
| | | | LOCAL | IMPORTED | TOTAL |
| | LOG----- | CUB. M | 28,317 | 289 | 28,606 |
| | PLUNK ----- | CUB.M | 173 | - | 173 |
| PAPER AND PRINTING | PULP----- | TONS | - | 5,192 | 5,192 |
| | BOXING PAPER----- | TONS | 1,968 | - | 1,968 |
| | WASTE PAPER----- | TONS | 2,143 | - | 2,143 |
| | CHEMICALS----- | TONS | 22 | 690 | 712 |
| | PAPER----- | TONS | 4,595 | 5,050 | 9,645 |
| CHEMICAL | CAUSTIC SODA----- | TONS | 2,364 | 353 | 2,717 |
| | NATURAL AND SYNTHETIC RUBBER | TONS | 6 | 3,548 | 3,554 |
| | SODIUM COMPOUND----- | TONS | 724 | 281 | 1,005 |
| | TALLOW----- | TONS | 503 | 3,392 | 3,895 |
| | PARAFFINE WAX----- | TONS | - | 658 | 658 |
| | RESINE----- | TONS | 611 | 1,290 | 1,901 |
| | FATTY ACID----- | TONS | - | 3,373 | 3,373 |
| | POLYTHELENE----- | TONS | 6 | 3,556 | 3,562 |
| | P.V.C.----- | TONS | - | 683 | 683 |
| | COPPER(ELECTRIC WIRE)----- | TONS | - | 168 | 168 |
| | PETROLEUM JELLY(VASELINE)--- | TONS | 10 | 201 | 211 |
| | PARAFFINE----- | TONS | 19 | 434 | 453 |
| | POLYETHER POLYOL----- | KG | - | 1,077 | 1,077 |
| | T.D.I.(TOLUERE ISOLYANTE)---- | KG | - | 566 | 566 |
| | TIN CATALYST | KG | - | 141 | 141 |
| NON-METAL | CEMENT----- | TONS | 24,207 | 3 | 24,210 |
| | CLAY----- | CUB.M | 142,467 | - | 142,467 |
| | GRAVEL----- | CUB.M | 16,457 | - | 16,457 |
| | GYPSUM----- | TONS | 38,042 | - | 38,042 |
| | LIME STONE----- | TONS | 813,486 | - | 813,486 |
| | MARBLE----- | TONS | 14,549 | - | 14,549 |
| | PUMICE----- | CUB.M | 287,317 | - | 287,317 |
| | SAND----- | CUB.M | 59,268 | - | 59,268 |
| | SILICA SAND----- | TONS | 4,001 | - | 4,001 |
| | SODA ASH----- | TONS | 1,084 | - | 1,084 |
| | STONE(FOR GRAVEL) | CUB.M | 52,619 | - | 52,619 |
| METAL | ALUMINIUM----- | TONS | 46 | 207 | 253 |
| | CROWN TIN PLATE ----- | ('000 SHEETS) | - | 1,319 | 1,319 |
| | GALVANIZED COILS----- | TONS | - | 2,973 | 2,973 |
| | IRON SCARP----- | TONS | 5,645 | - | 5,645 |
| | STEEL SHEETS----- | TONS | 286 | 22,191 | 22,477 |
| | WIRE ROD----- | TONS | - | 2,782 | 2,782 |
| | ZINC----- | TONS | - | 1,288 | 1,288 |
| | IRON (BILLET)----- | TONS | - | 1,731 | 1,731 |
| | PIG IRON ----- | TONS | 54 | 78 | 132 |
| | IRON BARS----- | TONS | 13 | 220 | 233 |
| | CHEMICALS FOR METAL----- | TONS | 1 | 112 | 113 |
| FURNITURE | CHIPWOOD----- | PCS. | 19,555 | 14,357 | 33,912 |
| | FORMICA----- | PCS. | 4,070 | 1,283 | 5,353 |
| | LOG----- | CUB. M | 181 | - | 181 |
| | PLYWOOD----- | PCS. | 13,960 | 25,817 | 39,777 |
| | VENEER----- | SQ.M | 31,165 | 87,990 | 119,155 |
| | PLUNK ----- | CUB.M | 6,569 | 1,875 | 8,444 |

**COST OF RAW MATERIALS, ENERGY CONSUMED AND PAYMENTS FOR INDUSTRIAL AND NON-INDUSTRIAL
SERVICES RENDERED BY INDUSTRIAL GROUP - PUBLIC AND PRIVATE
1999/2000(1992 E.F.Y)**

TABLE 4.52

IN ('000 BIRR)

| INDUSTRIAL GROUP | NO.OF ESTAB | COST OF RAW MATERIALS CONSUMED | | | COST OF ENERGY CONSUMED | PAYMENTS FOR INDUS- TRIAL SERVICE | TOTAL INDUST- RIAL COST | TRANS- PORT COST | PAYMENTS FOR NON-IND- USTRIAL SERVICE | TOTAL INDUSTRIAL AND NON-INDUS- TRIAL COST |
|---|----------------|-----------------------------------|---------------|-----------|-------------------------------|---|----------------------------------|------------------------|---|---|
| | | LOCAL | IMPO- RTED | TOTAL | | | | | | |
| MANUFACTURE OF FOOD PRODUCTS AND BEVERAGES..... | 235 | 944,839 | 363,050 | 1,307,889 | 80,444 | 52,045 | 1,440,379 | 75,982 | 221,066 | 1,737,427 |
| Production, processing and preserving of meat, fruit and vegetables | 9 | 98,085 | 13,476 | 111,561 | 6,303 | 7,039 | 124,903 | 3,576 | 11,240 | 139,719 |
| Manufacture of vegetable and animal oils and fats... | 27 | 68,985 | 397 | 69,382 | 5,602 | 997 | 75,981 | 2,631 | 3,219 | 81,832 |
| Manufacture of dairy products | 1 | 5,688 | 715 | 6,403 | 692 | 104 | 7,199 | 616 | 546 | 8,361 |
| Manufacture of grain mill products | 50 | 318,716 | 94,568 | 413,284 | 9,081 | 6,335 | 428,700 | 7,514 | 11,752 | 447,965 |
| Manufacture of prepared animal feeds | 3 | 3,619 | 154 | 3,773 | 150 | 161 | 4,084 | 361 | 518 | 4,963 |
| Manufacture of bakery products | 95 | 114,347 | 71,144 | 185,491 | 11,712 | 6,219 | 203,421 | 3,631 | 7,356 | 214,408 |
| Manufacture of sugar and sugar confectionery | 9 | 124,138 | 60,514 | 184,652 | 16,909 | 8,488 | 210,049 | 5,112 | 75,224 | 290,384 |
| Manufacture of macaroni and spaghetti..... | 4 | 62,675 | - | 62,675 | 2,086 | 601 | 65,362 | 1,233 | 1,844 | 68,439 |
| Manufacture of food products n.e.c. | 9 | 29,779 | 1,281 | 31,060 | 1,337 | 1,216 | 33,614 | 110 | 2,444 | 36,168 |
| Distilling, rectifying and blending of spirits | 10 | 4,826 | 1,602 | 6,428 | 2,395 | 621 | 9,443 | 1,991 | 7,490 | 18,925 |
| Manufacture of wines | 2 | 3,442 | 1,325 | 4,767 | 77 | 58 | 4,901 | 1,009 | 2,650 | 8,560 |
| Manufacture of malt liquors and malt | 6 | 62,887 | 71,288 | 134,175 | 19,065 | 8,402 | 161,642 | 19,856 | 59,031 | 240,529 |
| Manufacture of soft drinks & production of mineral waters | 10 | 47,652 | 46,587 | 94,240 | 5,035 | 11,805 | 111,080 | 28,343 | 37,753 | 177,175 |
| MANUFACTURE OF TOBACCO PRODUCTS | 1 | 13,841 | 49,733 | 63,574 | 747 | 16,474 | 80,795 | 1,509 | 5,785 | 88,089 |
| Manufacture of tobacco products..... | 1 | 13,841 | 49,733 | 63,574 | 747 | 16,474 | 80,795 | 1,509 | 5,785 | 88,089 |
| MANUFACTURE OF TEXTILES | 36 | 216,774 | 99,153 | 315,928 | 44,621 | 5,740 | 366,288 | 7,149 | 22,904 | 396,342 |
| Spinning, weaving and finishing of textiles | 27 | 212,632 | 77,274 | 289,906 | 43,209 | 5,586 | 338,700 | 6,649 | 20,915 | 366,265 |
| Manufacture of cordage, rope, twine and netting | 2 | 4,016 | 21,395 | 25,411 | 1,326 | 129 | 26,866 | 457 | 1,897 | 29,220 |
| Knitting mills | 7 | 126 | 485 | 611 | 86 | 25 | 722 | 43 | 92 | 857 |
| MANUFACTURE OF WEARING APPAREL, EXCEPT FUR APPAREL.... | 25 | 27,410 | 5,780 | 33,190 | 886 | 869 | 34,946 | 2,196 | 4,434 | 41,575 |
| Manufacture of wearing apparel except fur apparel... | 25 | 27,410 | 5,780 | 33,190 | 886 | 869 | 34,946 | 2,196 | 4,434 | 41,575 |
| TANNING AND DRESSING OF LEATHER; MANUFACTURE OF FOOTWEAR, LUGGAGE AND HANDBAGS | 53 | 264,660 | 98,087 | 362,747 | 10,051 | 37,640 | 410,437 | 14,018 | 26,171 | 450,627 |
| Tanning and dressing of leather, luggage and handbags | 15 | 199,430 | 55,246 | 254,676 | 6,314 | 18,152 | 279,141 | 12,383 | 18,391 | 309,915 |
| Manufacture of footwear..... | 38 | 65,231 | 42,841 | 108,071 | 3,737 | 19,488 | 131,296 | 1,636 | 7,780 | 140,712 |
| MANUFACTURE OF WOOD AND OF PRODUCTS OF WOOD AND CORK, EXCEPT FURNITURE | 16 | 4,523 | 6,160 | 10,683 | 3,364 | 177 | 14,225 | 1,249 | 2,478 | 17,952 |
| Manufacture of wood and of products of wood and cork, except furniture..... | 16 | 4,523 | 6,160 | 10,683 | 3,364 | 177 | 14,225 | 1,249 | 2,478 | 17,952 |
| MANUFACTURE OF PAPER, PAPER PRODUCTS AND PRINTING..... | 64 | 75,999 | 83,830 | 159,830 | 7,086 | 6,148 | 173,064 | 2,894 | 13,908 | 189,866 |
| Manufacture of paper and paper products..... | 7 | 26,395 | 30,421 | 56,817 | 5,129 | 3,000 | 64,946 | 909 | 3,643 | 69,498 |
| Publishing and printing services..... | 57 | 49,604 | 53,409 | 103,013 | 1,957 | 3,148 | 108,118 | 1,984 | 10,266 | 120,368 |
| MANUFACTURE OF CHEMICALS AND CHEMICAL PRODUCTS..... | 40 | 67,090 | 185,576 | 252,666 | 7,904 | 23,054 | 283,624 | 4,917 | 16,339 | 304,880 |
| Manufacture of basic chemicals, except fertilizers and nitrogen compounds..... | 4 | 4,653 | 2,094 | 6,746 | 2,905 | 638 | 10,289 | 234 | 2,859 | 13,382 |
| Manufacture of paints, varnishes and mastics | 8 | 21,893 | 50,143 | 72,036 | 442 | 2,584 | 75,062 | 1,302 | 2,369 | 78,733 |

**COST OF RAW MATERIALS, ENERGY CONSUMED AND PAYMENTS FOR INDUSTRIAL AND NON-INDUSTRIAL
SERVICES RENDERED BY INDUSTRIAL GROUP - PUBLIC AND PRIVATE
1999/2000(1992 E.F.Y)**

TABLE 4.52 (Contd..)

IN ('000 BIRR)

| INDUSTRIAL GROUP | NO.OF ESTAB | COST OF RAW MATERIALS CONSUMED | | | COST OF ENERGY CONSUMED | PAYMENTS FOR INDUS- TRIAL SERVICE | TOTAL INDUS- TRIAL COST | TRANS- PORT COST | PAYMENTS FOR NON-IND- USTRIAL SERVICE | TOTAL INDUSTRIAL AND NON-INDUS- TRIAL COST |
|--|----------------|-----------------------------------|------------------|------------------|-------------------------------|---|----------------------------------|------------------------|---|---|
| | | LOCAL | IMPO- RTED | TOTAL | | | | | | |
| Manufacture of pharmaceuticals, medicinal chemicals and botanical products..... | 4 | 20,737 | 44,027 | 64,764 | 1,272 | 367 | 66,402 | 1,298 | 4,562 | 72,263 |
| Manufacture of soap and detergents cleaning and polishing, perfumes and toilet preparations..... | 18 | 19,271 | 82,379 | 101,650 | 3,067 | 18,880 | 123,597 | 1,652 | 6,100 | 131,349 |
| Manufacture of chemical products n.e.c. | 6 | 536 | 6,934 | 7,470 | 218 | 586 | 8,274 | 431 | 449 | 9,154 |
| MANUFACTURE OF RUBBER AND PLASTIC PROCDUCTS..... | 29 | 7,727 | 170,403 | 178,130 | 16,705 | 14,233 | 209,068 | 4,714 | 19,711 | 233,494 |
| Manufacture of rubber products..... | 5 | 193 | 79,204 | 79,396 | 12,350 | 8,387 | 100,134 | 2,141 | 12,672 | 114,948 |
| Manufacture of plastic products..... | 24 | 7,535 | 91,199 | 98,734 | 4,355 | 5,846 | 108,934 | 2,573 | 7,038 | 118,546 |
| MANUFACTURE OF OTHER NON-METALLIC MINERAL PRODUCTS ... | 85 | 87,390 | 43,380 | 130,769 | 140,950 | 26,365 | 298,084 | 8,439 | 25,989 | 332,512 |
| Manufacture of glass and glass products..... | 3 | 2,173 | 902 | 3,075 | 4,032 | 181 | 7,288 | 193 | 4,507 | 11,989 |
| Manufacture of structural clay products | 6 | 285 | - | 285 | 5,352 | 228 | 5,866 | 487 | 890 | 7,243 |
| Manufacture of cement, lime and plaster | 7 | 42,770 | 39,196 | 81,966 | 123,854 | 1,877 | 207,697 | 2,888 | 7,487 | 218,072 |
| Manufacture of articles of concrete, cement and plaster | 58 | 20,482 | 830 | 21,312 | 1,813 | 15,952 | 39,077 | 1,962 | 2,822 | 43,861 |
| Manufacture of non-metallic mineral products n.e.c.. | 11 | 21,680 | 2,451 | 24,131 | 5,899 | 8,126 | 38,156 | 2,909 | 10,283 | 51,347 |
| MANUFACTURE OF BASIC IRON AND STEEL..... | 8 | 2,561 | 146,422 | 148,983 | 5,640 | 1,111 | 155,734 | 1,466 | 3,802 | 161,002 |
| Manufacture of basic iron and steel..... | 8 | 2,561 | 146,422 | 148,983 | 5,640 | 1,111 | 155,734 | 1,466 | 3,802 | 161,002 |
| MANUFACTURE OF FABRICATED METAL PRODUCTS EXCEPT MACHINERY AND EQUIPMENT | 51 | 9,808 | 44,309 | 54,117 | 4,744 | 4,560 | 63,421 | 2,069 | 6,470 | 71,960 |
| Manufacture of structural metal products, tanks, reservoirs and containers of metal | 26 | 6,605 | 6,947 | 13,551 | 318 | 350 | 14,220 | 370 | 1,204 | 15,794 |
| Manufacture of cutlery, hand tools and general hardware | 8 | 680 | 7,413 | 8,093 | 739 | 424 | 9,256 | 285 | 1,030 | 10,571 |
| Manufacture of other fabricated metal products | 17 | 2,524 | 29,949 | 32,473 | 3,687 | 3,786 | 39,946 | 1,413 | 4,236 | 45,595 |
| MANUFACTURE OF MACHINERY AND EQUIPMENT N.E.C. | 15 | 1,210 | 1,687 | 2,896 | 170 | 140 | 3,206 | 92 | 305 | 3,602 |
| Manufacture of pumps, compressors, taps and valves.. | - | - | - | - | - | - | - | - | - | - |
| Manufacture of ovens, furnaces and furnace burners.. | 5 | 276 | 380 | 657 | 41 | 6 | 704 | 22 | 107 | 833 |
| Manufacture of other general purpose machinery..... | 1 | 51 | - | 51 | 11 | 57 | 118 | - | 5 | 123 |
| Manufacture of machinery for food and beverage processing | 8 | 883 | 1,238 | 2,121 | 116 | 76 | 2,312 | 70 | 168 | 2,550 |
| Manufacture of accumulators, primary cells and and primary batteries | 1 | - | 69 | 69 | 2 | 1 | 72 | - | 25 | 96 |
| MANUFACTURE OF MOTOR VEHICLES, TRAILERS & SEMI-TRAILERS | 11 | 58,558 | 609,772 | 668,331 | 2,138 | 28,787 | 699,255 | 3,472 | 36,019 | 738,747 |
| Manufacture of bodies for motor vehicles..... | 10 | 58,111 | 609,772 | 667,884 | 2,111 | 28,768 | 698,763 | 3,429 | 35,952 | 738,144 |
| Manufacture of parts and accessories for motor vehicles and their engines..... | 1 | 447 | - | 447 | 26 | 19 | 492 | 43 | 68 | 603 |
| MANUFACTURE OF FURNITURE; MANUFACTURING N.E.C. | 119 | 34,810 | 25,984 | 60,794 | 1,316 | 3,998 | 66,107 | 2,364 | 9,203 | 77,675 |
| Manufacture of furniture; manufacturing n.e.c..... | 119 | 34,810 | 25,984 | 60,794 | 1,316 | 3,998 | 66,107 | 2,364 | 9,203 | 77,675 |
| T O T A L | 788 | 1,817,202 | 1,933,326 | 3,750,528 | 326,767 | 221,340 | 4,298,634 | 132,531 | 414,585 | 4,845,750 |

**COST OF RAW MATERIALS, ENERGY CONSUMED AND PAYMENTS FOR INDUSTRIAL AND NON-INDUSTRIAL
SERVICES RENDERED BY INDUSTRIAL GROUP - PUBLIC
1999/2000(1992 E.F.Y)**

TABLE 4.53

(IN '000 BIRR)

| INDUSTRIAL GROUP | NO.OF ESTAB | COST OF RAW MATERIALS CONSUMED | | | COST OF ENERGY CONSUMED | PAYMENTS FOR INDUS- TRIAL SERVICE | TOTAL INDUST- RIAL COST | TRANS- PORT COST | PAYMENTS FOR NON-IND- USTRIAL SERVICE | TOTAL INDUSTRIAL AND NON-INDUS TRIAL COST |
|---|----------------|-----------------------------------|---------------|---------|-------------------------------|---|----------------------------------|------------------------|---|--|
| | | LOCAL | IMPO- RTED | TOTAL | | | | | | |
| MANUFACTURE OF FOOD PRODUCTS AND BEVERAGES..... | 48 | 532,482 | 239,038 | 771,520 | - | 26,144 | 797,664 | 39,463 | 130,742 | 967,868 |
| Production, processing and preserving of meat, fruit and vegetables | 3 | 17,472 | 13,386 | 30,858 | - | 5,301 | 36,159 | 2,134 | 4,134 | 42,427 |
| Manufacture of vegetable and animal oils and fats... | 6 | 40,311 | 364 | 40,674 | - | 240 | 40,914 | 1,563 | 2,452 | 44,928 |
| Manufacture of dairy products | 1 | 5,688 | 715 | 6,403 | - | 104 | 6,507 | 616 | 546 | 7,668 |
| Manufacture of grain mill products | 9 | 154,329 | 64,299 | 218,628 | - | 832 | 219,459 | 4,543 | 5,952 | 229,955 |
| Manufacture of prepared animal feeds | 2 | 3,598 | 153 | 3,751 | - | 160 | 3,911 | 361 | 517 | 4,789 |
| Manufacture of bakery products | 5 | 44,992 | 61,841 | 106,833 | - | 3,978 | 110,810 | 2,323 | 2,506 | 115,639 |
| Manufacture of sugar and sugar confectionery | 4 | 123,318 | 60,500 | 183,818 | - | 8,484 | 192,302 | 5,108 | 75,206 | 272,615 |
| Manufacture of macaroni and spaghetti..... | 3 | 58,848 | - | 58,848 | - | 563 | 59,411 | 1,233 | 1,844 | 62,488 |
| Manufacture of food products n.e.c. | 3 | 10,177 | - | 10,177 | - | 130 | 10,307 | 52 | 1,310 | 11,669 |
| Distilling, rectifying and blending of spirits | 4 | 1,531 | 887 | 2,419 | - | 577 | 2,996 | 1,336 | 6,554 | 10,886 |
| Manufacture of wines | 2 | 3,442 | 1,325 | 4,767 | - | 58 | 4,825 | 1,009 | 2,650 | 8,483 |
| Manufacture of malt liquors and malt | 4 | 61,108 | 34,554 | 95,662 | - | 4,013 | 99,675 | 12,908 | 21,146 | 133,729 |
| Manufacture of soft drinks & production of mineral waters | 2 | 7,668 | 1,015 | 8,683 | - | 1,704 | 10,387 | 6,278 | 5,925 | 22,591 |
| MANUFACTURE OF TOBACCO PRODUCTS | 1 | 13,841 | 49,733 | 63,574 | - | 16,474 | 80,048 | 1,509 | 5,785 | 87,342 |
| Manufacture of tobacco products..... | 1 | 13,841 | 49,733 | 63,574 | - | 16,474 | 80,048 | 1,509 | 5,785 | 87,342 |
| MANUFACTURE OF TEXTILES | 19 | 156,256 | 87,871 | 244,127 | - | 5,350 | 249,477 | 5,020 | 20,576 | 275,074 |
| Spinning, weaving and finishing of textiles | 17 | 152,240 | 66,477 | 218,717 | - | 5,221 | 223,938 | 4,563 | 18,679 | 247,179 |
| Manufacture of cordage, rope, twine and netting | 2 | 4,016 | 21,395 | 25,411 | - | 129 | 25,540 | 457 | 1,897 | 27,894 |
| Knitting mills | - | - | - | - | - | - | - | - | - | - |
| MANUFACTURE OF WEARING APPAREL, EXCEPT FUR APPAREL.... | 4 | 14,400 | 1,351 | 15,751 | - | 85 | 15,836 | 1,066 | 2,116 | 19,018 |
| Manufacture of wearing apparel except fur apparel... | 4 | 14,400 | 1,351 | 15,751 | - | 85 | 15,836 | 1,066 | 2,116 | 19,018 |
| TANNING AND DRESSING OF LEATHER; MANUFACTURE OF FOOTWEAR, LUGGAGE AND HANDBAGS | 7 | 106,841 | 33,144 | 139,985 | - | 3,796 | 143,781 | 5,449 | 10,101 | 159,331 |
| Tanning and dressing of leather,luggage and handbags | 4 | 54,873 | 21,960 | 76,833 | - | 1,615 | 78,449 | 4,565 | 5,623 | 88,636 |
| Manufacture of footwear..... | 3 | 51,968 | 11,184 | 63,152 | - | 2,181 | 65,332 | 884 | 4,477 | 70,694 |
| MANUFACTURE OF WOOD AND OF PRODUCTS OF WOOD AND CORK, EXCEPT FURNITURE | 9 | 4,139 | 6,078 | 10,217 | - | 119 | 10,336 | 1,170 | 2,331 | 13,836 |
| Manufacture of wood and of products of wood and cork, except furniture..... | 9 | 4,139 | 6,078 | 10,217 | - | 119 | 10,336 | 1,170 | 2,331 | 13,836 |
| MANUFACTURE OF PAPER, PAPER PRODUCTS AND PRINTING..... | 9 | 56,843 | 49,138 | 105,981 | - | 3,472 | 109,453 | 1,613 | 5,320 | 116,386 |
| Manufacture of paper and paper products..... | 2 | 25,690 | 20,936 | 46,627 | - | 1,728 | 48,355 | 535 | 1,797 | 50,687 |
| Publishing and printing services..... | 7 | 31,153 | 28,202 | 59,354 | - | 1,744 | 61,098 | 1,078 | 3,523 | 65,699 |
| MANUFACTURE OF CHEMICALS AND CHEMICAL PRODUCTS..... | 11 | 42,202 | 73,735 | 115,936 | - | 1,104 | 117,040 | 1,877 | 7,800 | 126,716 |
| Manufacture of basic chemicals, except fertilizers and nitrogen compounds..... | 4 | 4,653 | 2,094 | 6,746 | - | 638 | 7,384 | 234 | 2,859 | 10,477 |
| Manufacture of paints, varnishes and mastics | 2 | 12,062 | 18,461 | 30,523 | - | 37 | 30,560 | 521 | 850 | 31,931 |

**COST OF RAW MATERIALS, ENERGY CONSUMED AND PAYMENTS FOR INDUSTRIAL AND NON-INDUSTRIAL
SERVICES RENDERED BY INDUSTRIAL GROUP - PUBLIC
1999/2000(1992 E.F.Y)**

TABLE 4.53 (Contd..)

(IN '000 BIRR)

| INDUSTRIAL GROUP | NO.OF ESTAB | COST OF RAW MATERIALS CONSUMED | | | COST OF ENERGY CONSUMED | PAYMENTS FOR INDUS- TRIAL SERVICE | TOTAL INDUST- RIAL COST | TRANS- PORT COST | PAYMENTS FOR NON-IND- USTRIAL SERVICE | TOTAL INDUSTRIAL AND NON-INDUS TRIAL COST |
|---|----------------|-----------------------------------|---------------|-----------|-------------------------------|---|----------------------------------|------------------------|---|--|
| | | LOCAL | IMPO- RTED | TOTAL | | | | | | |
| Manufacture of pharmaceuticals, medicinal chemicals and botanical products..... | 1 | 18,686 | 27,876 | 46,563 | - | 118 | 46,680 | 848 | 3,188 | 50,717 |
| Manufacture of soap and detergents cleaning and polishing, perfumes and toilet preparations..... | 2 | 6,666 | 21,626 | 28,292 | - | 270 | 28,562 | 117 | 777 | 29,456 |
| Manufacture of chemical products n.e.c. | 2 | 134 | 3,678 | 3,812 | - | 42 | 3,854 | 156 | 125 | 4,135 |
| MANUFACTURE OF RUBBER AND PLASTIC PROCDUCTS..... | 4 | 3,328 | 106,371 | 109,700 | - | 8,662 | 118,362 | 2,144 | 13,319 | 133,824 |
| Manufacture of rubber products..... | 1 | 36 | 76,319 | 76,355 | - | 8,243 | 84,598 | 1,959 | 12,131 | 98,687 |
| Manufacture of plastic products..... | 3 | 3,292 | 30,052 | 33,345 | - | 419 | 33,764 | 185 | 1,188 | 35,137 |
| MANUFACTURE OF OTHER NON-METALLIC MINERAL PRODUCTS ... | 17 | 64,451 | 42,384 | 106,835 | - | 19,104 | 125,939 | 5,046 | 15,155 | 146,141 |
| Manufacture of glass and glass products..... | 1 | 2,138 | 60 | 2,197 | - | 173 | 2,371 | 145 | 4,405 | 6,921 |
| Manufacture of structural clay products | 3 | 281 | - | 281 | - | 170 | 452 | 471 | 855 | 1,778 |
| Manufacture of cement, lime and plaster | 5 | 42,614 | 39,196 | 81,811 | - | 1,854 | 83,664 | 2,877 | 7,464 | 94,005 |
| Manufacture of articles of concrete, cement and plaster | 5 | 10,467 | 712 | 11,179 | - | 15,648 | 26,828 | 1,051 | 1,532 | 29,411 |
| Manufacture of non-metallic mineral products n.e.c.. | 3 | 8,951 | 2,416 | 11,367 | - | 1,258 | 12,625 | 502 | 898 | 14,025 |
| MANUFACTURE OF BASIC IRON AND STEEL..... | 3 | 2,079 | 102,344 | 104,423 | - | 933 | 105,357 | 1,273 | 3,068 | 109,698 |
| Manufacture of basic iron and steel..... | 3 | 2,079 | 102,344 | 104,423 | - | 933 | 105,357 | 1,273 | 3,068 | 109,698 |
| MANUFACTURE OF FABRICATED METAL PRODUCTS EXCEPT MACHINERY AND EQUIPMENT | 5 | 2,468 | 20,659 | 23,128 | - | 1,334 | 24,462 | 889 | 2,171 | 27,522 |
| Manufacture of structural metal products, tanks, reservoirs and containers of metal | - | - | - | - | - | - | - | - | - | - |
| Manufacture of cutlery, hand tools and general hardware | 2 | 318 | 4,599 | 4,917 | - | 328 | 5,245 | 227 | 725 | 6,197 |
| Manufacture of other fabricated metal products | 3 | 2,151 | 16,060 | 18,211 | - | 1,007 | 19,217 | 662 | 1,445 | 21,325 |
| MANUFACTURE OF MACHINERY AND EQUIPMENT N.E.C. | - | - | - | - | - | - | - | - | - | - |
| Manufacture of pumps, compressors, taps and valves.. | - | - | - | - | - | - | - | - | - | - |
| Manufacture of ovens, furnaces and furnace burners.. | - | - | - | - | - | - | - | - | - | - |
| Manufacture of other general purpose machinery..... | - | - | - | - | - | - | - | - | - | - |
| Manufacture of machinery for food and beverage processing | - | - | - | - | - | - | - | - | - | - |
| Manufacture of accumulators, primary cells and and primary batteries | - | - | - | - | - | - | - | - | - | - |
| MANUFACTURE OF MOTOR VEHICLES, TRAILERS & SEMI-TRAILERS | 1 | 52 | 5,840 | 5,892 | - | 1,291 | 7,183 | 242 | 666 | 8,091 |
| Manufacture of bodies for motor vehicles..... | 1 | 52 | 5,840 | 5,892 | - | 1,291 | 7,183 | 242 | 666 | 8,091 |
| Manufacture of parts and accessories for motor vehicles and their engines..... | - | - | - | - | - | - | - | - | - | - |
| MANUFACTURE OF FURNITURE; MANUFACTURING N.E.C. | 7 | 2,459 | 1,629 | 4,088 | - | 2,398 | 6,486 | 115 | 1,083 | 7,684 |
| Manufacture of furniture; manufacturing n.e.c..... | 7 | 2,459 | 1,629 | 4,088 | - | 2,398 | 6,486 | 115 | 1,083 | 7,684 |
| T O T A L | 145 | 1,001,843 | 819,315 | 1,821,158 | - | 90,266 | 1,911,424 | 66,876 | 220,230 | 2,198,530 |

**COST OF RAW MATERIALS, ENERGY CONSUMED AND PAYMENTS FOR INDUSTRIAL AND NON-INDUSTRIAL
SERVICES RENDERED BY INDUSTRIAL GROUP - PRIVATE
1999/2000(1992 E.F.Y)**

TABLE 4.54

(IN '000 BIRR)

| INDUSTRIAL GROUP | NO.OF ESTAB | COST OF RAW MATERIALS CONSUMED | | | COST OF ENERGY CONSUMED | PAYMENTS FOR INDUS- TRIAL SERVICE | TOTAL INDUS- TRIAL COST | TRANS- PORT COST | PAYMENTS FOR NON-IND- USTRIAL SERVICE | TOTAL INDUSTRIAL AND NON-INDUS- TRIAL COST |
|---|----------------|-----------------------------------|---------------|---------|-------------------------------|---|----------------------------------|------------------------|---|---|
| | | LOCAL | IMPO- RTED | TOTAL | | | | | | |
| MANUFACTURE OF FOOD PRODUCTS AND BEVERAGES..... | 187 | 412,357 | 124,012 | 536,369 | - | - | 536,369 | 36,519 | 90,325 | 663,213 |
| Production, processing and preserving of meat, fruit and vegetables | 6 | 80,613 | 90 | 80,703 | - | - | 80,703 | 1,442 | 7,106 | 89,251 |
| Manufacture of vegetable and animal oils and fats... | 21 | 28,675 | 33 | 28,708 | - | - | 28,708 | 1,069 | 767 | 30,544 |
| Manufacture of dairy products | - | - | - | - | - | - | - | - | - | - |
| Manufacture of grain mill products | 41 | 164,387 | 30,269 | 194,656 | - | - | 194,656 | 2,971 | 5,800 | 203,426 |
| Manufacture of prepared animal feeds | 1 | 22 | 1 | 23 | - | - | 23 | - | 1 | 24 |
| Manufacture of bakery products | 90 | 69,355 | 9,303 | 78,658 | - | - | 78,658 | 1,308 | 4,850 | 84,816 |
| Manufacture of sugar and sugar confectionery | 5 | 820 | 14 | 833 | - | - | 833 | 4 | 18 | 855 |
| Manufacture of macaroni and spaghetti..... | 1 | 3,827 | - | 3,827 | - | - | 3,827 | - | - | 3,827 |
| Manufacture of food products n.e.c. | 6 | 19,602 | 1,281 | 20,883 | - | - | 20,883 | 59 | 1,133 | 22,075 |
| Distilling, rectifying and blending of spirits | 6 | 3,295 | 714 | 4,009 | - | - | 4,009 | 655 | 936 | 5,600 |
| Manufacture of wines | - | - | - | - | - | - | - | - | - | - |
| Manufacture of malt liquors and malt | 2 | 1,780 | 36,734 | 38,513 | - | - | 38,513 | 6,948 | 37,885 | 83,347 |
| Manufacture of soft drinks & production of mineral waters | 8 | 39,984 | 45,572 | 85,556 | - | - | 85,556 | 22,064 | 31,828 | 139,448 |
| MANUFACTURE OF TOBACCO PRODUCTS | - | - | - | - | - | - | - | - | - | - |
| Manufacture of tobacco products..... | - | - | - | - | - | - | - | - | - | - |
| MANUFACTURE OF TEXTILES | 17 | 60,518 | 11,282 | 71,800 | - | - | 71,800 | 2,129 | 2,328 | 76,257 |
| Spinning, weaving and finishing of textiles | 10 | 60,392 | 10,797 | 71,189 | - | - | 71,189 | 2,086 | 2,237 | 75,512 |
| Manufacture of cordage, rope, twine and netting | - | - | - | - | - | - | - | - | - | - |
| Knitting mills | 7 | 126 | 485 | 611 | - | - | 611 | 43 | 92 | 745 |
| MANUFACTURE OF WEARING APPAREL, EXCEPT FUR APPAREL.... | 21 | 13,010 | 4,429 | 17,439 | - | - | 17,439 | 1,130 | 2,318 | 20,887 |
| Manufacture of wearing apparel except fur apparel... | 21 | 13,010 | 4,429 | 17,439 | - | - | 17,439 | 1,130 | 2,318 | 20,887 |
| TANNING AND DRESSING OF LEATHER; MANUFACTURE OF FOOTWEAR, LUGGAGE AND HANDBAGS | 46 | 157,819 | 64,943 | 222,762 | - | - | 222,762 | 8,569 | 16,071 | 247,402 |
| Tanning and dressing of leather, luggage and handbags | 11 | 144,556 | 33,286 | 177,843 | - | - | 177,843 | 7,818 | 12,768 | 198,428 |
| Manufacture of footwear..... | 35 | 13,263 | 31,657 | 44,920 | - | - | 44,920 | 751 | 3,303 | 48,974 |
| MANUFACTURE OF WOOD AND OF PRODUCTS OF WOOD AND CORK, EXCEPT FURNITURE | 7 | 385 | 82 | 467 | - | - | 467 | 79 | 147 | 693 |
| Manufacture of wood and of products of wood and cork, except furniture..... | 7 | 385 | 82 | 467 | - | - | 467 | 79 | 147 | 693 |
| MANUFACTURE OF PAPER, PAPER PRODUCTS AND PRINTING..... | 55 | 19,156 | 34,692 | 53,849 | - | - | 53,849 | 1,280 | 8,588 | 63,717 |
| Manufacture of paper and paper products..... | 5 | 705 | 9,485 | 10,190 | - | - | 10,190 | 374 | 1,845 | 12,410 |
| Publishing and printing services..... | 50 | 18,451 | 25,207 | 43,659 | - | - | 43,659 | 906 | 6,743 | 51,308 |
| MANUFACTURE OF CHEMICALS AND CHEMICAL PRODUCTS..... | 29 | 24,888 | 111,842 | 136,730 | - | - | 136,730 | 3,041 | 8,540 | 148,310 |
| Manufacture of basic chemicals, except fertilizers and nitrogen compounds..... | - | - | - | - | - | - | - | - | - | - |
| Manufacture of paints, varnishes and mastics | 6 | 9,831 | 31,682 | 41,513 | - | - | 41,513 | 781 | 1,519 | 43,813 |

**COST OF RAW MATERIALS, ENERGY CONSUMED AND PAYMENTS FOR INDUSTRIAL AND NON-INDUSTRIAL
SERVICES RENDERED BY INDUSTRIAL GROUP - PRIVATE
1999/2000(1992 E.F.Y)**

TABLE 4.54 (Contd..)

(IN '000 BIRR)

| INDUSTRIAL GROUP | NO.OF ESTAB | COST OF RAW MATERIALS CONSUMED | | | COST OF ENERGY CONSUMED | PAYMENTS FOR INDUS- TRIAL SERVICE | TOTAL INDUST- RIAL COST | TRANS- PORT COST | PAYMENTS FOR NON-IND- USTRIAL SERVICE | TOTAL INDUSTRIAL AND NON-INDUS- TRIAL COST |
|---|----------------|-----------------------------------|---------------|-----------|-------------------------------|---|----------------------------------|------------------------|---|---|
| | | LOCAL | IMPO- RTED | TOTAL | | | | | | |
| Manufacture of pharmaceuticals, medicinal chemicals and botanical products..... | 3 | 2,051 | 16,151 | 18,202 | - | - | 18,202 | 449 | 1,374 | 20,025 |
| Manufacture of soap and detergents cleaning and polishing, perfumes and toilet preparations..... | 16 | 12,604 | 60,754 | 73,358 | - | - | 73,358 | 1,535 | 5,322 | 80,215 |
| Manufacture of chemical products n.e.c. | 4 | 402 | 3,255 | 3,657 | - | - | 3,657 | 275 | 324 | 4,257 |
| MANUFACTURE OF RUBBER AND PLASTIC PROCDUCTS..... | 25 | 4,399 | 64,032 | 68,431 | - | - | 68,431 | 2,571 | 6,392 | 77,393 |
| Manufacture of rubber products..... | 4 | 157 | 2,885 | 3,042 | - | - | 3,042 | 183 | 541 | 3,766 |
| Manufacture of plastic products..... | 21 | 4,242 | 61,147 | 65,389 | - | - | 65,389 | 2,388 | 5,850 | 73,628 |
| MANUFACTURE OF OTHER NON-METALLIC MINERAL PRODUCTS ... | 68 | 22,938 | 996 | 23,934 | - | - | 23,934 | 3,393 | 10,833 | 38,160 |
| Manufacture of glass and glass products..... | 2 | 35 | 842 | 878 | - | - | 878 | 48 | 102 | 1,028 |
| Manufacture of structural clay products | 3 | 4 | - | 4 | - | - | 4 | 16 | 35 | 55 |
| Manufacture of cement, lime and plaster | 2 | 155 | - | 155 | - | - | 155 | 10 | 23 | 189 |
| Manufacture of articles of concrete, cement and plaster | 53 | 10,015 | 118 | 10,133 | - | - | 10,133 | 911 | 1,289 | 12,333 |
| Manufacture of non-metallic mineral products n.e.c.. | 8 | 12,729 | 35 | 12,764 | - | - | 12,764 | 2,407 | 9,384 | 24,556 |
| MANUFACTURE OF BASIC IRON AND STEEL..... | 5 | 482 | 44,078 | 44,560 | - | - | 44,560 | 193 | 734 | 45,487 |
| Manufacture of basic iron and steel..... | 5 | 482 | 44,078 | 44,560 | - | - | 44,560 | 193 | 734 | 45,487 |
| MANUFACTURE OF FABRICATED METAL PRODUCTS EXCEPT MACHINERY AND EQUIPMENT | 46 | 7,340 | 23,649 | 30,989 | - | - | 30,989 | 1,180 | 4,300 | 36,469 |
| Manufacture of structural metal products, tanks, reservoirs and containers of metal | 26 | 6,605 | 6,947 | 13,551 | - | - | 13,551 | 370 | 1,204 | 15,125 |
| Manufacture of cutlery, hand tools and general hardware | 6 | 362 | 2,814 | 3,176 | - | - | 3,176 | 59 | 305 | 3,539 |
| Manufacture of other fabricated metal products | 14 | 373 | 13,888 | 14,262 | - | - | 14,262 | 751 | 2,791 | 17,804 |
| MANUFACTURE OF MACHINERY AND EQUIPMENT N.E.C. | 15 | 1,210 | 1,687 | 2,896 | - | - | 2,896 | 92 | 305 | 3,293 |
| Manufacture of pumps, compressors, taps and valves.. | - | - | - | - | - | - | - | - | - | - |
| Manufacture of ovens, furnaces and furnace burners.. | 5 | 276 | 380 | 657 | - | - | 657 | 22 | 107 | 785 |
| Manufacture of other general purpose machinery..... | 1 | 51 | - | 51 | - | - | 51 | - | 5 | 56 |
| Manufacture of machinery for food and beverage processing | 8 | 883 | 1,238 | 2,121 | - | - | 2,121 | 70 | 168 | 2,359 |
| Manufacture of accumulators, primary cells and and primary batteries | 1 | - | 69 | 69 | - | - | 69 | - | 25 | 93 |
| MANUFACTURE OF MOTOR VEHICLES,TRAILERS & SEMI-TRAILERS | 10 | 58,506 | 603,932 | 662,439 | - | - | 662,439 | 3,230 | 35,353 | 701,022 |
| Manufacture of bodies for motor vehicles..... | 9 | 58,059 | 603,932 | 661,992 | - | - | 661,992 | 3,187 | 35,286 | 700,464 |
| Manufacture of parts and accessories for motor vehicles and their engines..... | 1 | 447 | - | 447 | - | - | 447 | 43 | 68 | 558 |
| MANUFACTURE OF FURNITURE; MANUFACTURING N.E.C. | 112 | 32,351 | 24,355 | 56,705 | - | - | 56,705 | 2,250 | 8,121 | 67,076 |
| Manufacture of furniture; manufacturing n.e.c..... | 112 | 32,351 | 24,355 | 56,705 | - | - | 56,705 | 2,250 | 8,121 | 67,076 |
| T O T A L | 643 | 815,359 | 1,114,011 | 1,929,370 | - | - | 1,929,370 | 65,655 | 194,355 | 2,189,380 |

NUMBER OF ESTABLISHMENTS AND COST OF ENERGY CONSUMED BY INDUSTRIAL GROUP
PUBLIC AND PRIVATE - 1999/2000(1992 E.F.Y)

TABLE 4.55

| INDUSTRIAL GROUP | NO. OF ESTABLISHMENTS BY TYPE OF ENERGY CONSUMED | | | TOTAL COST OF ENERGY CONSUMED (IN '000 BIRR) | | | |
|---|---|----------------------|----------------|---|----------------------|----------------|--------|
| | ELECTR- ICITY | WOOD AND CHARCOAL | OTHER FUELS | ELECTRICITY | WOOD AND CHARCOAL | OTHER FUELS | TOTAL |
| MANUFACTURE OF FOOD PRODUCTS AND BEVERAGES..... | 235 | 51 | 152 | 40,108 | 676 | 39,661 | 80,444 |
| Production, processing and preserving of meat, fruit and vegetables | 9 | - | 9 | 1,898 | - | 4,405 | 6,303 |
| Manufacture of vegetable and animal oils and fats... | 27 | 4 | 20 | 3,289 | 11 | 2,302 | 5,602 |
| Manufacture of dairy products | 1 | - | 1 | 691 | - | 1 | 692 |
| Manufacture of grain mill products | 50 | - | 27 | 8,808 | - | 273 | 9,081 |
| Manufacture of prepared animal feeds | 3 | - | 2 | 56 | - | 94 | 150 |
| Manufacture of bakery products | 95 | 39 | 53 | 7,525 | 504 | 3,683 | 11,712 |
| Manufacture of sugar and sugar confectionery | 9 | 5 | 9 | 5,777 | 54 | 11,078 | 16,909 |
| Manufacture of macaroni and spaghetti..... | 4 | - | 3 | 1,425 | - | 661 | 2,086 |
| Manufacture of food products n.e.c. | 9 | 2 | 6 | 1,135 | 106 | 96 | 1,337 |
| Distilling, rectifying and blending of spirits | 10 | 1 | 7 | 281 | - | 2,114 | 2,395 |
| Manufacture of wines | 2 | - | - | 77 | - | - | 77 |
| Manufacture of malt liquors and malt | 6 | - | 6 | 6,655 | - | 12,410 | 19,065 |
| Manufacture of soft drinks & production of mineral waters | 10 | - | 9 | 2,492 | - | 2,543 | 5,035 |
| MANUFACTURE OF TOBACCO PRODUCTS | 1 | - | 1 | 474 | - | 273 | 747 |
| Manufacture of tobacco products..... | 1 | - | 1 | 474 | - | 273 | 747 |
| MANUFACTURE OF TEXTILES | 36 | - | 25 | 25,184 | - | 19,437 | 44,621 |
| Spinning, weaving and finishing of textiles | 27 | - | 21 | 24,010 | - | 19,199 | 43,209 |
| Manufacture of cordage, rope, twine and netting | 2 | - | 2 | 1,089 | - | 237 | 1,326 |
| Knitting mills | 7 | - | 2 | 85 | - | 1 | 86 |
| MANUFACTURE OF WEARING APPAREL, EXCEPT FUR APPAREL.... | 25 | 1 | 8 | 851 | - | 35 | 886 |
| Manufacture of wearing apparel except fur apparel... | 25 | 1 | 8 | 851 | - | 35 | 886 |
| TANNING AND DRESSING OF LEATHER; MANUFACTURE OF FOOTWEAR, LUGGAGE AND HANDBAGS | 53 | 3 | 31 | 6,122 | 56 | 3,873 | 10,051 |
| Tanning and dressing of leather, luggage and handbags | 15 | 3 | 14 | 2,701 | 56 | 3,557 | 6,314 |
| Manufacture of footwear..... | 38 | - | 17 | 3,421 | - | 316 | 3,737 |
| MANUFACTURE OF WOOD AND OF PRODUCTS OF WOOD AND CORK, EXCEPT FURNITURE | 16 | 3 | 14 | 1,152 | 16 | 2,196 | 3,364 |
| Manufacture of wood and of products of wood and cork, except furniture..... | 16 | 3 | 14 | 1,152 | 16 | 2,196 | 3,364 |
| MANUFACTURE OF PAPER, PAPER PRODUCTS AND PRINTING..... | 64 | 2 | 52 | 6,375 | - | 711 | 7,086 |
| Manufacture of paper and paper products..... | 7 | - | 5 | 4,930 | - | 199 | 5,129 |
| Publishing and printing services..... | 57 | 2 | 47 | 1,445 | - | 512 | 1,957 |
| MANUFACTURE OF CHEMICALS AND CHEMICAL PRODUCTS..... | 40 | 2 | 20 | 3,729 | 5 | 4,170 | 7,904 |
| Manufacture of basic chemicals, except fertilizers and nitrogen compounds..... | 4 | - | 4 | 1,675 | - | 1,229 | 2,905 |
| Manufacture of paints, varnishes and mastics | 8 | - | 4 | 364 | - | 78 | 442 |

NUMBER OF ESTABLISHMENTS AND COST OF ENERGY CONSUMED BY INDUSTRIAL GROUP
PUBLIC AND PRIVATE - 1999/2000(1992 E.F.Y)

TABLE 4.55 (Contd..)

| INDUSTRIAL GROUP | NO. OF ESTABLISHMENTS BY TYPE OF ENERGY CONSUMED | | | TOTAL COST OF ENERGY CONSUMED (IN '000 BIRR) | | | |
|---|---|----------------------|----------------|---|----------------------|----------------|---------|
| | ELECTR- ICITY | WOOD AND CHARCOAL | OTHER FUELS | ELECTRICITY | WOOD AND CHARCOAL | OTHER FUELS | TOTAL |
| Manufacture of pharmaceuticals, medicinal chemicals and botanical products..... | 4 | - | 3 | 481 | - | 791 | 1,272 |
| Manufacture of soap and detergents cleaning and polishing, perfumes and toilet preparations..... | 18 | 2 | 8 | 993 | 5 | 2,070 | 3,067 |
| Manufacture of chemical products n.e.c. | 6 | - | 1 | 216 | - | 3 | 218 |
| MANUFACTURE OF RUBBER AND PLASTIC PRODCUTS..... | 29 | 1 | 16 | 16,180 | 38 | 487 | 16,705 |
| Manufacture of rubber products..... | 5 | - | 3 | 12,186 | - | 164 | 12,350 |
| Manufacture of plastic products..... | 24 | 1 | 13 | 3,994 | 38 | 322 | 4,355 |
| MANUFACTURE OF OTHER NON-METALLIC MINERAL PRODUCTS ... | 84 | 6 | 64 | 33,548 | 163 | 107,239 | 140,950 |
| Manufacture of glass and glass products..... | 3 | - | 3 | 3,668 | - | 364 | 4,032 |
| Manufacture of structural clay products | 6 | 4 | 5 | 839 | 162 | 4,351 | 5,352 |
| Manufacture of cement, lime and plaster | 7 | 1 | 6 | 25,384 | 1 | 98,469 | 123,854 |
| Manufacture of articles of concrete, cement and plaster | 58 | - | 43 | 589 | - | 1,224 | 1,813 |
| Manufacture of non-metallic mineral products n.e.c.. | 10 | 1 | 7 | 3,068 | - | 2,831 | 5,899 |
| MANUFACTURE OF BASIC IRON AND STEEL..... | 8 | - | 6 | 2,987 | - | 2,653 | 5,640 |
| Manufacture of basic iron and steel..... | 8 | - | 6 | 2,987 | - | 2,653 | 5,640 |
| MANUFACTURE OF FABRICATED METAL PRODUCTS EXCEPT MACHINERY AND EQUIPMENT | 51 | 6 | 43 | 2,448 | 691 | 1,606 | 4,744 |
| Manufacture of structural metal products, tanks, reservoirs and containers of metal | 26 | 3 | 20 | 265 | 7 | 46 | 318 |
| Manufacture of cutlery, hand tools and general hardware | 8 | 1 | 8 | 207 | - | 531 | 739 |
| Manufacture of other fabricated metal products | 17 | 2 | 15 | 1,976 | 683 | 1,029 | 3,687 |
| MANUFACTURE OF MACHINERY AND EQUIPMENT N.E.C. | 15 | 2 | 11 | 119 | 3 | 48 | 170 |
| Manufacture of pumps, compressors, taps and valves.. | - | - | - | - | - | - | - |
| Manufacture of ovens, furnaces and furnace burners.. | 5 | - | 4 | 37 | - | 5 | 41 |
| Manufacture of other general purpose machinery..... | 1 | - | - | 11 | - | - | 11 |
| Manufacture of machinery for food and beverage processing | 8 | 2 | 7 | 70 | 3 | 43 | 116 |
| Manufacture of accumulators, primary cells and and primary battries | 1 | - | - | 2 | - | - | 2 |
| MANUFACTURE OF MOTOR VEHICLES,TRAILERS & SEMI-TRAILERS | 11 | - | 8 | 1,361 | - | 777 | 2,138 |
| Manufacture of bodies for motor vehicles..... | 10 | - | 7 | 1,344 | - | 767 | 2,111 |
| Manufacture of parts and accessories for motor vehicles and their engines..... | 1 | - | 1 | 17 | - | 10 | 26 |
| MANUFACTURE OF FURNITURE; MANUFACTURING N.E.C. | 119 | 1 | 89 | 1,044 | - | 271 | 1,316 |
| Manufacture of furniture; manufacturing n.e.c..... | 119 | 1 | 89 | 1,044 | - | 271 | 1,316 |
| T O T A L | 787 | 78 | 540 | 141,683 | 1,648 | 183,436 | 326,767 |

NUMBER OF ESTABLISHMENTS AND COST OF ENERGY CONSUMED BY INDUSTRIAL GROUP
PUBLIC - 1999/2000(1992 E.F.Y)

TABLE 4.56

| INDUSTRIAL GROUP | NO. OF ESTABLISHMENTS BY TYPE OF ENERGY CONSUMED | | | TOTAL COST OF ENERGY CONSUMED (IN '000 BIRR) | | | |
|---|---|----------------------|----------------|---|----------------------|----------------|--------|
| | ELECTR- ICITY | WOOD AND CHARCOAL | OTHER FUELS | ELECTRICITY | WOOD AND CHARCOAL | OTHER FUELS | TOTAL |
| MANUFACTURE OF FOOD PRODUCTS AND BEVERAGES..... | 48 | 4 | 39 | 26,891 | 157 | 28,165 | 55,213 |
| Production, processing and preserving of meat, fruit and vegetables | 3 | - | 3 | 682 | - | 1,540 | 2,222 |
| Manufacture of vegetable and animal oils and fats... | 6 | - | 5 | 2,621 | - | 1,849 | 4,471 |
| Manufacture of dairy products | 1 | - | 1 | 691 | - | 1 | 692 |
| Manufacture of grain mill products | 9 | - | 4 | 4,044 | - | 189 | 4,233 |
| Manufacture of prepared animal feeds | 2 | - | 2 | 53 | - | 94 | 147 |
| Manufacture of bakery products | 5 | - | 4 | 5,057 | - | 491 | 5,548 |
| Manufacture of sugar and sugar confectionery | 4 | 3 | 4 | 5,765 | 54 | 11,076 | 16,894 |
| Manufacture of macaroni and spaghetti..... | 3 | - | 3 | 1,282 | - | 661 | 1,942 |
| Manufacture of food products n.e.c. | 3 | 1 | 3 | 1,086 | 103 | 95 | 1,284 |
| Distilling, rectifying and blending of spirits | 4 | - | 4 | 260 | - | 1,929 | 2,189 |
| Manufacture of wines | 2 | - | - | 77 | - | - | 77 |
| Manufacture of malt liquors and malt | 4 | - | 4 | 4,729 | - | 9,743 | 14,473 |
| Manufacture of soft drinks & production of mineral waters | 2 | - | 2 | 543 | - | 497 | 1,040 |
| MANUFACTURE OF TOBACCO PRODUCTS | 1 | - | 1 | 474 | - | 273 | 747 |
| Manufacture of tobacco products..... | 1 | - | 1 | 474 | - | 273 | 747 |
| MANUFACTURE OF TEXTILES | 19 | - | 18 | 22,111 | - | 16,394 | 38,505 |
| Spinning, weaving and finishing of textiles | 17 | - | 16 | 21,022 | - | 16,157 | 37,179 |
| Manufacture of cordage, rope, twine and netting | 2 | - | 2 | 1,089 | - | 237 | 1,326 |
| Knitting mills | - | - | - | - | - | - | - |
| MANUFACTURE OF WEARING APPAREL, EXCEPT FUR APPAREL.... | 4 | - | 1 | 226 | - | 3 | 229 |
| Manufacture of wearing apparel except fur apparel... | 4 | - | 1 | 226 | - | 3 | 229 |
| TANNING AND DRESSING OF LEATHER; MANUFACTURE OF FOOTWEAR, LUGGAGE AND HANDBAGS | 7 | 1 | 6 | 2,255 | 50 | 1,615 | 3,920 |
| Tanning and dressing of leather, luggage and handbags | 4 | 1 | 4 | 1,147 | 50 | 1,441 | 2,638 |
| Manufacture of footwear..... | 3 | - | 2 | 1,107 | - | 174 | 1,281 |
| MANUFACTURE OF WOOD AND OF PRODUCTS OF WOOD AND CORK, EXCEPT FURNITURE | 9 | 3 | 7 | 1,092 | 16 | 2,193 | 3,301 |
| Manufacture of wood and of products of wood and cork, except furniture..... | 9 | 3 | 7 | 1,092 | 16 | 2,193 | 3,301 |
| MANUFACTURE OF PAPER, PAPER PRODUCTS AND PRINTING..... | 9 | - | 8 | 5,486 | - | 444 | 5,930 |
| Manufacture of paper and paper products..... | 2 | - | 2 | 4,613 | - | 189 | 4,802 |
| Publishing and printing services..... | 7 | - | 6 | 873 | - | 256 | 1,128 |
| MANUFACTURE OF CHEMICALS AND CHEMICAL PRODUCTS..... | 11 | - | 9 | 2,546 | - | 2,258 | 4,805 |
| Manufacture of basic chemicals, except fertilizers and nitrogen compounds..... | 4 | - | 4 | 1,675 | - | 1,229 | 2,905 |
| Manufacture of paints, varnishes and mastics | 2 | - | 2 | 247 | - | 46 | 293 |

NUMBER OF ESTABLISHMENTS AND COST OF ENERGY CONSUMED BY INDUSTRIAL GROUP
PUBLIC - 1999/2000(1992 E.F.Y)

TABLE 4.56 (Contd..)

| INDUSTRIAL GROUP | NO. OF ESTABLISHMENTS BY TYPE OF ENERGY CONSUMED | | | TOTAL COST OF ENERGY CONSUMED (IN '000 BIRR) | | | |
|---|---|----------------------|----------------|---|----------------------|----------------|---------|
| | ELECTR- ICITY | WOOD AND CHARCOAL | OTHER FUELS | ELECTRICITY | WOOD AND CHARCOAL | OTHER FUELS | TOTAL |
| Manufacture of pharmaceuticals, medicinal chemicals and botanical products..... | 1 | - | 1 | 331 | - | 368 | 699 |
| Manufacture of soap and detergents cleaning and polishing, perfumes and toilet preparations..... | 2 | - | 2 | 252 | - | 615 | 867 |
| Manufacture of chemical products n.e.c. | 2 | - | - | 41 | - | - | 41 |
| MANUFACTURE OF RUBBER AND PLASTIC PROCDUCTS..... | 4 | - | 1 | 13,085 | - | 1 | 13,086 |
| Manufacture of rubber products..... | 1 | - | 1 | 11,954 | - | 1 | 11,956 |
| Manufacture of plastic products..... | 3 | - | - | 1,130 | - | - | 1,130 |
| MANUFACTURE OF OTHER NON-METALLIC MINERAL PRODUCTS ... | 17 | 1 | 16 | 31,672 | 16 | 106,446 | 138,134 |
| Manufacture of glass and glass products..... | 1 | - | 1 | 3,662 | - | 363 | 4,026 |
| Manufacture of structural clay products | 3 | 1 | 3 | 727 | 16 | 4,348 | 5,091 |
| Manufacture of cement, lime and plaster | 5 | - | 5 | 25,365 | - | 98,419 | 123,784 |
| Manufacture of articles of concrete, cement and plaster | 5 | - | 4 | 248 | - | 531 | 780 |
| Manufacture of non-metallic mineral products n.e.c.. | 3 | - | 3 | 1,669 | - | 2,784 | 4,453 |
| MANUFACTURE OF BASIC IRON AND STEEL..... | 3 | - | 3 | 2,797 | - | 2,544 | 5,341 |
| Manufacture of basic iron and steel..... | 3 | - | 3 | 2,797 | - | 2,544 | 5,341 |
| MANUFACTURE OF FABRICATED METAL PRODUCTS EXCEPT MACHINERY AND EQUIPMENT | 5 | 1 | 5 | 1,430 | 682 | 785 | 2,897 |
| Manufacture of structural metal products, tanks, reservoirs and containers of metal | - | - | - | - | - | - | - |
| Manufacture of cutlery, hand tools and general hardware | 2 | - | 2 | 167 | - | 320 | 486 |
| Manufacture of other fabricated metal products | 3 | 1 | 3 | 1,263 | 682 | 466 | 2,411 |
| MANUFACTURE OF MACHINERY AND EQUIPMENT N.E.C. | - | - | - | - | - | - | - |
| Manufacture of pumps, compressors, taps and valves.. | - | - | - | - | - | - | - |
| Manufacture of ovens, furnaces and furnace burners.. | - | - | - | - | - | - | - |
| Manufacture of other general purpose machinery..... | - | - | - | - | - | - | - |
| Manufacture of machinery for food and beverage processing | - | - | - | - | - | - | - |
| Manufacture of accumulators, primary cells and and primary batteries | - | - | - | - | - | - | - |
| MANUFACTURE OF MOTOR VEHICLES, TRAILERS & SEMI-TRAILERS | 1 | - | 1 | 31 | - | 88 | 119 |
| Manufacture of bodies for motor vehicles..... | 1 | - | 1 | 31 | - | 88 | 119 |
| Manufacture of parts and accessories for motor vehicles and their engines..... | - | - | - | - | - | - | - |
| MANUFACTURE OF FURNITURE; MANUFACTURING N.E.C. | 7 | - | 4 | 82 | - | 4 | 86 |
| Manufacture of furniture; manufacturing n.e.c..... | 7 | - | 4 | 82 | - | 4 | 86 |
| T O T A L | 145 | 10 | 119 | 110,178 | 921 | 161,213 | 272,312 |

NUMBER OF ESTABLISHMENTS AND COST OF ENERGY CONSUMED BY INDUSTRIAL GROUP
PRIVATE - 1999/2000(1992 E.F.Y)

TABLE 4.57

| INDUSTRIAL GROUP | NO. OF ESTABLISHMENTS BY TYPE OF ENERGY CONSUMED | | | TOTAL COST OF ENERGY CONSUMED (IN '000 BIRR) | | | |
|---|---|----------------------|----------------|---|----------------------|----------------|--------|
| | ELECTR- ICITY | WOOD AND CHARCOAL | OTHER FUELS | ELECTRICITY | WOOD AND CHARCOAL | OTHER FUELS | TOTAL |
| MANUFACTURE OF FOOD PRODUCTS AND BEVERAGES..... | 187 | 47 | 113 | 13,217 | 519 | 11,496 | 25,231 |
| Production, processing and preserving of meat, fruit and vegetables | 6 | - | 6 | 1,217 | - | 2,865 | 4,082 |
| Manufacture of vegetable and animal oils and fats... | 21 | 4 | 15 | 668 | 11 | 453 | 1,131 |
| Manufacture of dairy products | - | - | - | - | - | - | - |
| Manufacture of grain mill products | 41 | - | 23 | 4,764 | - | 84 | 4,848 |
| Manufacture of prepared animal feeds | 1 | - | - | 2 | - | - | 2 |
| Manufacture of bakery products | 90 | 39 | 49 | 2,467 | 504 | 3,192 | 6,164 |
| Manufacture of sugar and sugar confectionery | 5 | 2 | 5 | 12 | 1 | 2 | 14 |
| Manufacture of macaroni and spaghetti..... | 1 | - | - | 143 | - | - | 143 |
| Manufacture of food products n.e.c. | 6 | 1 | 3 | 49 | 3 | 1 | 53 |
| Distilling, rectifying and blending of spirits | 6 | 1 | 3 | 20 | - | 186 | 206 |
| Manufacture of wines | - | - | - | - | - | - | - |
| Manufacture of malt liquors and malt | 2 | - | 2 | 1,926 | - | 2,667 | 4,593 |
| Manufacture of soft drinks & production of mineral waters | 8 | - | 7 | 1,949 | - | 2,046 | 3,995 |
| MANUFACTURE OF TOBACCO PRODUCTS | - | - | - | - | - | - | - |
| Manufacture of tobacco products..... | - | - | - | - | - | - | - |
| MANUFACTURE OF TEXTILES | 17 | - | 7 | 3,073 | - | 3,044 | 6,116 |
| Spinning, weaving and finishing of textiles | 10 | - | 5 | 2,987 | - | 3,042 | 6,030 |
| Manufacture of cordage, rope, twine and netting | - | - | - | - | - | - | - |
| Knitting mills | 7 | - | 2 | 85 | - | 1 | 86 |
| MANUFACTURE OF WEARING APPAREL, EXCEPT FUR APPAREL.... | 21 | 1 | 7 | 625 | - | 32 | 657 |
| Manufacture of wearing apparel except fur apparel.... | 21 | 1 | 7 | 625 | - | 32 | 657 |
| TANNING AND DRESSING OF LEATHER; MANUFACTURE OF FOOTWEAR, LUGGAGE AND HANDBAGS | 46 | 2 | 25 | 3,867 | 6 | 2,258 | 6,131 |
| Tanning and dressing of leather, luggage and handbags | 11 | 2 | 10 | 1,554 | 6 | 2,115 | 3,675 |
| Manufacture of footwear..... | 35 | - | 15 | 2,314 | - | 142 | 2,456 |
| MANUFACTURE OF WOOD AND OF PRODUCTS OF WOOD AND CORK, EXCEPT FURNITURE | 7 | - | 7 | 60 | - | 3 | 64 |
| Manufacture of wood and of products of wood and cork, except furniture..... | 7 | - | 7 | 60 | - | 3 | 64 |
| MANUFACTURE OF PAPER, PAPER PRODUCTS AND PRINTING..... | 55 | 2 | 44 | 889 | - | 266 | 1,156 |
| Manufacture of paper and paper products..... | 5 | - | 3 | 317 | - | 11 | 327 |
| Publishing and printing services..... | 50 | 2 | 41 | 573 | - | 256 | 829 |
| MANUFACTURE OF CHEMICALS AND CHEMICAL PRODUCTS..... | 29 | 2 | 11 | 1,182 | 5 | 1,912 | 3,099 |
| Manufacture of basic chemicals, except fertilizers and nitrogen compounds..... | - | - | - | - | - | - | - |
| Manufacture of paints, varnishes and mastics | 6 | - | 2 | 117 | - | 32 | 149 |

NUMBER OF ESTABLISHMENTS AND COST OF ENERGY CONSUMED BY INDUSTRIAL GROUP
PRIVATE - 1999/2000(1992 E.F.Y)

TABLE 4.57 (Contd..)

| INDUSTRIAL GROUP | NO. OF ESTABLISHMENTS BY TYPE OF ENERGY CONSUMED | | | TOTAL COST OF ENERGY CONSUMED (IN '000 BIRR) | | | |
|---|---|----------------------|----------------|---|----------------------|----------------|--------|
| | ELECTR- ICITY | WOOD AND CHARCOAL | OTHER FUELS | ELECTRICITY | WOOD AND CHARCOAL | OTHER FUELS | TOTAL |
| Manufacture of pharmaceuticals, medicinal chemicals and botanical products..... | 3 | - | 2 | 150 | - | 423 | 573 |
| Manufacture of soap and detergents cleaning and polishing, perfumes and toilet preparations..... | 16 | 2 | 6 | 741 | 5 | 1,454 | 2,200 |
| Manufacture of chemical products n.e.c. | 4 | - | 1 | 175 | - | 3 | 177 |
| MANUFACTURE OF RUBBER AND PLASTIC PROCDUCTS..... | 25 | 1 | 15 | 3,096 | 38 | 485 | 3,619 |
| Manufacture of rubber products..... | 4 | - | 2 | 231 | - | 163 | 394 |
| Manufacture of plastic products..... | 21 | 1 | 13 | 2,864 | 38 | 322 | 3,225 |
| MANUFACTURE OF OTHER NON-METALLIC MINERAL PRODUCTS ... | 67 | 5 | 48 | 1,876 | 147 | 793 | 2,817 |
| Manufacture of glass and glass products..... | 2 | - | 2 | 6 | - | - | 7 |
| Manufacture of structural clay products | 3 | 3 | 2 | 112 | 146 | 3 | 261 |
| Manufacture of cement, lime and plaster | 2 | 1 | 1 | 19 | 1 | 50 | 70 |
| Manufacture of articles of concrete, cement and plaster | 53 | - | 39 | 340 | - | 693 | 1,033 |
| Manufacture of non-metallic mineral products n.e.c.. | 7 | 1 | 4 | 1,399 | - | 47 | 1,446 |
| MANUFACTURE OF BASIC IRON AND STEEL..... | 5 | - | 3 | 190 | - | 109 | 299 |
| Manufacture of basic iron and steel..... | 5 | - | 3 | 190 | - | 109 | 299 |
| MANUFACTURE OF FABRICATED METAL PRODUCTS EXCEPT MACHINERY AND EQUIPMENT | 46 | 5 | 38 | 1,018 | 8 | 820 | 1,847 |
| Manufacture of structural metal products, tanks, reservoirs and containers of metal | 26 | 3 | 20 | 265 | 7 | 46 | 318 |
| Manufacture of cutlery, hand tools and general hardware | 6 | 1 | 6 | 41 | - | 211 | 252 |
| Manufacture of other fabricated metal products | 14 | 1 | 12 | 713 | - | 563 | 1,277 |
| MANUFACTURE OF MACHINERY AND EQUIPMENT N.E.C. | 15 | 2 | 11 | 119 | 3 | 48 | 170 |
| Manufacture of pumps, compressors, taps and valves.. | - | - | - | - | - | - | - |
| Manufacture of ovens, furnaces and furnace burners.. | 5 | - | 4 | 37 | - | 5 | 41 |
| Manufacture of other general purpose machinery..... | 1 | - | - | 11 | - | - | 11 |
| Manufacture of machinery for food and beverage processing | 8 | 2 | 7 | 70 | 3 | 43 | 116 |
| Manufacture of accumulators, primary cells and and primary batteries | 1 | - | - | 2 | - | - | 2 |
| MANUFACTURE OF MOTOR VEHICLES, TRAILERS & SEMI-TRAILERS | 10 | - | 7 | 1,330 | - | 689 | 2,019 |
| Manufacture of bodies for motor vehicles..... | 9 | - | 6 | 1,313 | - | 679 | 1,992 |
| Manufacture of parts and accessories for motor vehicles and their engines..... | 1 | - | 1 | 17 | - | 10 | 26 |
| MANUFACTURE OF FURNITURE; MANUFACTURING N.E.C. | 112 | 1 | 85 | 962 | - | 267 | 1,229 |
| Manufacture of furniture; manufacturing n.e.c..... | 112 | 1 | 85 | 962 | - | 267 | 1,229 |
| T O T A L | 642 | 68 | 421 | 31,505 | 727 | 22,223 | 54,455 |

**PRODUCTION OF MAJOR MANUFACTURED ARTICLES FOR REPORTING ESTABLISHMENTS
BY INDUSTRIAL GROUP - 1999/2000(1992 E.F.Y)**

TABLE 4.58

| NAME OF PRODUCT | UNIT | QUANTITY PRODUCED | AVERAGE PRODUCER'S PRICE PER UNIT (IN BIRR) |
|----------------------------------|-------------|-------------------|---|
| FOOD AND BEVERAGE | | | |
| Meat | TONS | 526 | 14,950.00 |
| Vegetable Soup | " | 5,242 | 11,340.00 |
| Zigin and Shiro wet | " | 4,314 | 15,460.00 |
| Orange Juice | " | 9 | 9,390.00 |
| Marmalade | " | 2,873 | 10,020.00 |
| Tomato Paste | " | 2,424 | 14,525.00 |
| Milk Pasturized | H.L. | 38,291 | 260.00 |
| Butter and Ghee | TONS | 60 | 35,000.00 |
| Cheese | " | 11 | 40,000.00 |
| Edible Oil | " | 6,637 | 9,820.34 |
| Oil Cakes | " | 38,968 | 506.18 |
| Flour (Wheat) | " | 185,437 | 2,634.08 |
| Flour (Others) | " | 1,147 | 1,500.00 |
| Fafa, Dube, Edget, Meten | " | 9,983 | 10,885.57 |
| Macaroni and Pasta | " | 29,688 | 4,220.82 |
| Biscuits | " | 11,781 | 20,311.74 |
| Galletta | " | 9,182 | 6,388.60 |
| Bread | " | 30,765 | 4,344.13 |
| Coffee(milled) | " | 28 | 25,250.00 |
| Sugar | " | 250,870 | 4,123.43 |
| Tea | " | 3,776 | 11,993.33 |
| Molasses | " | 57,101 | 48.65 |
| Sweets | " | 1,433 | 7,309.16 |
| Animal Feed | " | 7,049 | 909.54 |
| Beer | H.L | 1,111,204 | 706.25 |
| Wine | " | 23,440 | 1,171.00 |
| Liquors | " | 29,552 | 1,611.28 |
| Alcohol | " | 14,575 | 1,120.00 |
| Lemonade | " | 615,780 | 401.45 |
| Mineral Water | " | 399,763 | 199.00 |
| Malt | TONS | 11,752 | 3,824.00 |
| TOBACCO | | | |
| Cigarettes | ('000 PCS) | 1,931,290 | 97.50 |
| TEXTILES | | | |
| Lint Cotton | TONS | 12,356 | 6,778.70 |
| Cotton Fabrics | ('000 SQ.M) | 38,499 | 7,620.00 |
| Nylon Fabrics | " | 2,921 | 9,041.67 |
| Acrylic Yarn | TONS | 354 | 18,468.00 |
| Cotton Yarn | " | 3,977 | 20,487.14 |
| Blanket (Woolen) | ('000 SQ.M) | 3,334 | 19,840.00 |
| Blanket (Waste Cotton) | PCS | 144,653 | 62.66 |
| Blanket (Others) | PCS | 40,478 | 76.20 |
| Bed sheet | PCS | 4,129 | 78.78 |
| Shirts | DOZEN | 7,199 | 413.85 |
| Gunny Bags | TONS | 5,708 | 8,690.00 |
| Hosieries | DOZEN | 86,454 | 73.16 |
| Wearing Apparel (Except Leather) | " | 165,926 | 1,616.27 |
| Wearing Apparel (Leather) | PCS | 7,089 | 829.83 |
| Sweater | DOZEN | 1,121 | 582.82 |
| Sewing Thread | TONS | 193 | 44,040.00 |
| Embroidery Thread | " | 48 | 48,270.00 |

**PRODUCTION OF MAJOR MANUFACTURED ARTICLES FOR REPORTING ESTABLISHMENTS
BY INDUSTRIAL GROUP - 1999/2000(1992 E.F.Y)**

TABLE 4.58(contd.)

| NAME OF PRODUCT | UNIT | QUANTITY PRODUCED | AVERAGE PRODUCES PRICE PER UNIT |
|--------------------------------------|---------------|-------------------|------------------------------------|
| LEATHER AND FOOTWEAR | | | |
| Leather Shoes and Boots | PAIRS | 1,585,034 | 62.33 |
| Canvas and Rubber Shoes | " | 193,628 | 31.36 |
| Plastic Footwear | " | 3,242,974 | 7.84 |
| Leather Upper and Lining | ('000 SQ.M) | 1,026 | 44,000.00 |
| Leather Sole | PAIRS | 26,110 | 22.00 |
| Semi Processed Skins | ('000 PCS) | 10,845 | 20,764.14 |
| Leather Garment | ('000 SQ.FT.) | 3,918 | 6,934.00 |
| Plastic Sole | PAIRS | 1,730,609 | 11.70 |
| Crust Hides and Wet Blue Hides | ('000 SQ.FT.) | 6,483 | 7,874.29 |
| WOOD | | | |
| Timber | CUB. M | 2,808 | 1,522.65 |
| Plywood | " | 430 | 3,500.00 |
| Particle Board | " | 7,200 | 1,411.53 |
| PAPER AND PRINTING | | | |
| Paper | TONS | 6,144 | 17,937.66 |
| Boxing Paper | TONS | 3,090 | 7,171.88 |
| CHEMICAL | | | |
| Foam | CUB. M | 63,794 | 774.48 |
| Soap | TONS | 17,194 | 7,217.54 |
| Carbon Dioxide | " | 594 | 2,720.00 |
| Oxygen | CUB.M | 340,720 | 9.20 |
| Plastic Crates | ('000 PCS) | 249 | 34,015.00 |
| Paints | ('000 LTR) | 4,715 | 21,251.20 |
| Vaseline | TONS | 26 | 15,800.00 |
| Paraffine | TONS | 1,664 | 47,703.08 |
| Varnishes and Lacquers | ('000 LTR) | 430 | 23,135.56 |
| Capsules | ('000 PCS) | 273,504 | 149.48 |
| Tablets | " | 491,287 | 55.07 |
| Antibiotics | " | 29,586 | 944.30 |
| Syrup | ('000 LTR) | 232 | 31,120.00 |
| Ointment | TONS | 54 | 66,650.00 |
| Injection of 100 A | ('000 PCS) | 6,295 | 820.00 |
| Tyres | PCS | 118,776 | 745.47 |
| Tubes | " | 506,427 | 59.29 |
| Electric Wires | ('000 METERS) | 12,990 | 580.00 |
| Polythelene Products | TONS | 6,960 | 20,337.50 |
| Candles | " | 769 | 13,798.00 |
| Ball Pen | ('000 PCS) | 3,946 | 410.00 |
| NON-METALLIC MINERAL PRODUCTS | | | |
| Cement | TONS | 815,632 | 527.96 |
| Cement Blocks | ('000 PCS) | 9,763 | 2,066.30 |
| Cement Tubes | ('000 PCS) | 262 | 33,077.39 |
| Cement Floor Tiles | SQ.M | 551,107 | 39.89 |
| Bricks of Clay | ('000 PCS) | 20,152 | 591.25 |
| Lime | TONS | 09,273 | 346.41 |
| Gravel | CUB. M | 59,692 | 90.28 |
| Marble | SQ.M. | 135,875 | 202.14 |
| Glass Bottles | ('000 PCS) | 16,078 | 1,616.25 |
| METAL | | | |
| Iron Bars | TONS | 6,608 | 4,745.00 |
| Wires | " | 418 | 7,431.67 |
| Nails | " | 2,773 | 5,591.67 |
| Iron Sheets | " | 21,246 | 7,910.40 |
| Crown Cork | ('000 GROSS) | 2,643 | 7,060.00 |
| Motor Vehicle Spring | TONS | 529 | 12,890.00 |
| Metalic Door | SQ.M. | 14,754 | 387.01 |
| Metalic Windows | SQ.M. | 7,472 | 215.35 |

NUMBER OF ESTABLISHMENTS AND TOTAL REVENUE FROM SALES BY INDUSTRIAL GROUP
PUBLIC AND PRIVATE - 1999/2000(1992 E.F.Y)

TABLE 4.59

| INDUSTRIAL GROUP | NO. OF ESTABLISHMENTS | | | REVENUE FROM SALES (IN '000 BIRR) | | |
|---|-----------------------|---------|-------|---------------------------------------|-----------|-----------|
| | PUBLIC | PRIVATE | TOTAL | PUBLIC | PRIVATE | TOTAL |
| MANUFACTURE OF FOOD PRODUCTS AND BEVERAGES..... | 48 | 187 | 235 | 2,229,877 | 1,030,333 | 3,260,210 |
| Production, processing and preserving of meat, fruit and vegetables | 3 | 6 | 9 | 61,073 | 171,556 | 232,629 |
| Manufacture of vegetable and animal oils and fats.... | 6 | 21 | 27 | 54,917 | 41,558 | 96,475 |
| Manufacture of dairy products | 1 | - | 1 | 12,855 | - | 12,855 |
| Manufacture of grain mill products | 9 | 41 | 50 | 284,868 | 231,475 | 516,343 |
| Manufacture of prepared animal feeds | 2 | 1 | 3 | 6,234 | 61 | 6,296 |
| Manufacture of bakery products | 5 | 90 | 95 | 166,359 | 124,438 | 290,796 |
| Manufacture of sugar and sugar confectionery | 4 | 5 | 9 | 972,485 | 1,082 | 973,567 |
| Manufacture of macaroni and spaghetti..... | 3 | 1 | 4 | 95,834 | 8,610 | 104,445 |
| Manufacture of food products n.e.c. | 3 | 6 | 9 | 25,318 | 26,963 | 52,282 |
| Distilling, rectifying and blending of spirits | 4 | 6 | 10 | 50,999 | 9,809 | 60,808 |
| Manufacture of wines | 2 | - | 2 | 16,815 | - | 16,815 |
| Manufacture of malt liquors and malt | 4 | 2 | 6 | 416,574 | 136,731 | 553,305 |
| Manufacture of soft drinks & production of mineral waters | 2 | 8 | 10 | 65,545 | 278,049 | 343,594 |
| MANUFACTURE OF TOBACCO PRODUCTS | 1 | - | 1 | 240,873 | - | 240,873 |
| Manufacture of tobacco products..... | 1 | - | 1 | 240,873 | - | 240,873 |
| MANUFACTURE OF TEXTILES | 19 | 17 | 36 | 507,447 | 93,060 | 600,507 |
| Spinning, weaving and finishing of textiles | 17 | 10 | 27 | 459,426 | 91,701 | 551,127 |
| Manufacture of cordage, rope, twine and netting | 2 | - | 2 | 48,021 | - | 48,021 |
| Knitting mills | - | 7 | 7 | - | 1,359 | 1,359 |
| MANUFACTURE OF WEARING APPAREL, EXCEPT FUR APPAREL..... | 4 | 21 | 25 | 26,296 | 33,363 | 59,659 |
| Manufacture of wearing apparel except fur apparel.... | 4 | 21 | 25 | 26,296 | 33,363 | 59,659 |
| TANNING AND DRESSING OF LEATHER; MANUFACTURE OF FOOTWEAR, LUGGAGE AND HANDBAGS | 7 | 46 | 53 | 265,406 | 308,243 | 573,649 |
| Tanning and dressing of leather, luggage and handbags. | 4 | 11 | 15 | 147,571 | 229,705 | 377,275 |
| Manufacture of footwear..... | 3 | 35 | 38 | 117,835 | 78,538 | 196,373 |
| MANUFACTURE OF WOOD AND OF PRODUCTS OF WOOD AND .. CORK, EXCEPT FURNITURE | 9 | 7 | 16 | 33,632 | 1,703 | 35,335 |
| Manufacture of wood and of products of wood and cork, except furniture..... | 9 | 7 | 16 | 33,632 | 1,703 | 35,335 |
| MANUFACTURE OF PAPER, PAPER PRODUCTS AND PRINTING..... | 9 | 55 | 64 | 229,350 | 118,388 | 347,738 |
| Manufacture of paper and paper products..... | 2 | 5 | 7 | 90,118 | 27,172 | 117,290 |
| Publishing and printing services..... | 7 | 50 | 57 | 139,232 | 91,215 | 230,447 |
| MANUFACTURE OF CHEMICALS AND CHEMICAL PRODUCTS..... | 11 | 29 | 40 | 222,832 | 211,962 | 434,794 |
| Manufacture of basic chemicals, except fertilizers and nitrogen compounds..... | 4 | - | 4 | 27,671 | - | 27,671 |
| Manufacture of paints, varnishes and mastics | 2 | 6 | 8 | 50,313 | 60,851 | 111,164 |

NUMBER OF ESTABLISHMENTS AND TOTAL REVENUE FROM SALES BY INDUSTRIAL GROUP
PUBLIC AND PRIVATE - 1999/2000(1992 E.F.Y)

TABLE 4.59 (Contd..)

| INDUSTRIAL GROUP | NO. OF ESTABLISHMENTS | | | REVENUE FROM SALES (IN '000 BIRR) | | |
|--|-----------------------|---------|-------|---------------------------------------|-----------|-----------|
| | PUBLIC | PRIVATE | TOTAL | PUBLIC | PRIVATE | TOTAL |
| Manufacture of pharmaceuticals, medicinal chemicals and botanical products..... | 1 | 3 | 4 | 83,307 | 26,446 | 109,753 |
| Manufacture of soap and detergents cleaning and polishing, perfumes and toilet preparations..... | 2 | 16 | 18 | 55,462 | 117,582 | 173,044 |
| Manufacture of chemical products n.e.c. | 2 | 4 | 6 | 6,080 | 7,083 | 13,163 |
| MANUFACTURE OF RUBBER AND PLASTIC PROCDUCTS..... | 4 | 25 | 29 | 254,472 | 121,518 | 375,990 |
| Manufacture of rubber products..... | 1 | 4 | 5 | 187,923 | 6,051 | 193,974 |
| Manufacture of plastic products..... | 3 | 21 | 24 | 66,550 | 115,467 | 182,016 |
| MANUFACTURE OF OTHER NON-METALLIC MINERAL PRODUCTS | 17 | 68 | 85 | 502,038 | 66,740 | 568,778 |
| Manufacture of glass and glass products..... | 1 | 2 | 3 | 20,503 | 2,160 | 22,663 |
| Manufacture of structural clay products | 3 | 3 | 6 | 10,073 | 862 | 10,935 |
| Manufacture of cement, lime and plaster | 5 | 2 | 7 | 414,018 | 591 | 414,609 |
| Manufacture of articles of concrete, cement and plaster | 5 | 53 | 58 | 27,637 | 19,496 | 47,134 |
| Manufacture of non-metallic mineral products n.e.c.... | 3 | 8 | 11 | 29,806 | 43,631 | 73,437 |
| MANUFACTURE OF BASIC IRON AND STEEL..... | 3 | 5 | 8 | 184,019 | 54,173 | 238,192 |
| Manufacture of basic iron and steel..... | 3 | 5 | 8 | 184,019 | 54,173 | 238,192 |
| MANUFACTURE OF FABRICATED METAL PRODUCTS EXCEPT MACHINERY AND EQUIPMENT | 5 | 46 | 51 | 56,299 | 51,260 | 107,559 |
| Manufacture of structural metal products, tanks, reservoirs and containers of metal | - | 26 | 26 | - | 22,349 | 22,349 |
| Manufacture of cutlery, hand tools and general hardware | 2 | 6 | 8 | 11,714 | 3,361 | 15,075 |
| Manufacture of other fabricated metal products | 3 | 14 | 17 | 44,585 | 25,550 | 70,135 |
| MANUFACTURE OF MACHINERY AND EQUIPMENT N.E.C. | - | 15 | 15 | - | 4,810 | 4,810 |
| Manufacture of pumps, compressors, taps and valves... | - | - | - | - | - | - |
| Manufacture of ovens, furnaces and furnace burners... | - | 5 | 5 | - | 1,093 | 1,093 |
| Manufacture of other general purpose machinery..... | - | 1 | 1 | - | 116 | 116 |
| Manufacture of machinery for food and beverage processing | - | 8 | 8 | - | 3,454 | 3,454 |
| Manufacture of accumulators, primary cells and and primary battries | - | 1 | 1 | - | 147 | 147 |
| MANUFACTURE OF MOTOR VEHICLES, TRAILERS & SEMI-TRAILERS. | 1 | 10 | 11 | 18,302 | 874,555 | 892,857 |
| Manufacture of bodies for motor vehicles..... | 1 | 9 | 10 | 18,302 | 874,555 | 892,857 |
| Manufacture of parts and accessories for motor vehicles and their engines..... | - | 1 | 1 | - | - | - |
| MANUFACTURE OF FURNITURE; MANUFACTURING N.E.C. | 7 | 112 | 119 | 9,018 | 103,599 | 112,617 |
| Manufacture of furniture; manufacturing n.e.c..... | 7 | 112 | 119 | 9,018 | 103,599 | 112,617 |
| T O T A L | 145 | 643 | 788 | 4,779,862 | 3,073,705 | 7,853,567 |

REVENUE FROM SALES BY SOURCE AND INDUSTRIAL GROUP - PUBLIC AND PRIVATE
1999/2000(1992 E.F.Y)

TABLE 4.60

(IN '000 BIRR)

| INDUSTRIAL GROUP | REVENUE FROM SALES | | |
|---|--------------------|---------|-----------|
| | LOCAL | EXPORT | TOTAL |
| MANUFACTURE OF FOOD PRODUCTS AND BEVERAGES..... | 3,206,577 | 53,633 | 3,260,210 |
| Production, processing and preserving of meat, fruit and vegetables | 232,629 | - | 232,629 |
| Manufacture of vegetable and animal oils and fats.... | 96,475 | - | 96,475 |
| Manufacture of dairy products | 12,855 | - | 12,855 |
| Manufacture of grain mill products | 516,343 | - | 516,343 |
| Manufacture of prepared animal feeds | 6,296 | - | 6,296 |
| Manufacture of bakery products | 290,796 | - | 290,796 |
| Manufacture of sugar and sugar confectionery | 924,672 | 48,895 | 973,567 |
| Manufacture of macaroni and spaghetti..... | 104,445 | - | 104,445 |
| Manufacture of food products n.e.c. | 52,278 | 4 | 52,282 |
| Distilling, rectifying and blending of spirits | 60,808 | - | 60,808 |
| Manufacture of wines | 16,431 | 383 | 16,815 |
| Manufacture of malt liquors and malt | 552,433 | 872 | 553,305 |
| Manufacture of soft drinks & production of mineral waters | 340,115 | 3,479 | 343,594 |
| MANUFACTURE OF TOBACCO PRODUCTS | 240,873 | - | 240,873 |
| Manufacture of tobacco products..... | 240,873 | - | 240,873 |
| MANUFACTURE OF TEXTILES | 559,609 | 40,898 | 600,507 |
| Spinning, weaving and finishing of textiles | 510,228 | 40,898 | 551,127 |
| Manufacture of cordage, rope, twine and netting | 48,021 | - | 48,021 |
| Knitting mills | 1,359 | - | 1,359 |
| MANUFACTURE OF WEARING APPAREL, EXCEPT FUR APPAREL..... | 58,116 | 1,542 | 59,659 |
| Manufacture of wearing apparel except fur apparel.... | 58,116 | 1,542 | 59,659 |
| TANNING AND DRESSING OF LEATHER; MANUFACTURE OF FOOTWEAR, LUGGAGE AND HANDBAGS | 312,330 | 261,319 | 573,649 |
| Tanning and dressing of leather,luggage and handbags.. | 116,045 | 261,230 | 377,275 |
| Manufacture of footwear..... | 196,285 | 89 | 196,373 |
| MANUFACTURE OF WOOD AND OF PRODUCTS OF WOOD AND CORK, EXCEPT FURNITURE | 35,335 | - | 35,335 |
| Manufacture of wood and of products of wood and cork, except furniture..... | 35,335 | - | 35,335 |
| MANUFACTURE OF PAPER, PAPER PRODUCTS AND PRINTING..... | 347,684 | 54 | 347,738 |
| Manufacture of paper and paper products..... | 117,290 | - | 117,290 |
| Publishing and printing services..... | 230,394 | 54 | 230,447 |
| MANUFACTURE OF CHEMICALS AND CHEMICAL PRODUCTS..... | 434,764 | 30 | 434,794 |
| Manufacture of basic chemicals, except fertilizers and nitrogen compounds..... | 27,671 | - | 27,671 |
| Manufacture of paints, varnishes and mastics | 111,164 | - | 111,164 |

REVENUE FROM SALES BY SOURCE AND INDUSTRIAL GROUP - PUBLIC AND PRIVATE
1999/2000(1992 E.F.Y)

TABLE 4.60 (Contd..)

(IN '000 BIRR)

| INDUSTRIAL GROUP | REVENUE FROM SALES | | |
|--|--------------------|---------|-----------|
| | LOCAL | EXPORT | TOTAL |
| Manufacture of pharmaceuticals, medicinal chemicals and botanical products..... | 109,723 | 30 | 109,753 |
| Manufacture of soap and detergents cleaning and polishing, perfumes and toilet preparations..... | 173,044 | - | 173,044 |
| Manufacture of chemical products n.e.c. | 13,163 | - | 13,163 |
| MANUFACTURE OF RUBBER AND PLASTIC PRODUCTS..... | 375,990 | - | 375,990 |
| Manufacture of rubber products..... | 193,974 | - | 193,974 |
| Manufacture of plastic products..... | 182,016 | - | 182,016 |
| MANUFACTURE OF OTHER NON-METALLIC MINERAL PRODUCTS | 568,364 | 414 | 568,778 |
| Manufacture of glass and glass products..... | 22,663 | - | 22,663 |
| Manufacture of structural clay products | 10,935 | - | 10,935 |
| Manufacture of cement, lime and plaster | 414,609 | - | 414,609 |
| Manufacture of articles of concrete, cement and plaster | 46,720 | 414 | 47,134 |
| Manufacture of non-metallic mineral products n.e.c.... | 73,437 | - | 73,437 |
| MANUFACTURE OF BASIC IRON AND STEEL..... | 238,192 | - | 238,192 |
| Manufacture of basic iron and steel..... | 238,192 | - | 238,192 |
| MANUFACTURE OF FABRICATED METAL PRODUCTS EXCEPT MACHINERY AND EQUIPMENT | 107,284 | 274 | 107,559 |
| Manufacture of structural metal products, tanks, reservoirs and containers of metal | 22,349 | - | 22,349 |
| Manufacture of cutlery, hand tools and general hardware | 15,075 | - | 15,075 |
| Manufacture of other fabricated metal products | 69,861 | 274 | 70,135 |
| MANUFACTURE OF MACHINERY AND EQUIPMENT N.E.C. | 4,370 | 440 | 4,810 |
| Manufacture of pumps, compressors, taps and valves... | - | - | - |
| Manufacture of ovens, furnaces and furnace burners... | 1,093 | - | 1,093 |
| Manufacture of other general purpose machinery..... | 116 | - | 116 |
| Manufacture of machinery for food and beverage processing | 3,014 | 440 | 3,454 |
| Manufacture of accumulators, primary cells and and primary batteries | 147 | - | 147 |
| MANUFACTURE OF MOTOR VEHICLES, TRAILERS & SEMI-TRAILERS. | 892,727 | 130 | 892,857 |
| Manufacture of bodies for motor vehicles..... | 892,727 | 130 | 892,857 |
| Manufacture of parts and accessories for motor vehicles and their engines..... | - | - | - |
| MANUFACTURE OF FURNITURE; MANUFACTURING N.E.C. | 112,617 | - | 112,617 |
| Manufacture of furniture; manufacturing n.e.c..... | 112,617 | - | 112,617 |
| T O T A L | 7,494,832 | 358,734 | 7,853,567 |

REVENUE FROM SALES BY SOURCE AND INDUSTRIAL GROUP - PUBLIC
1999/2000(1992 E.F.Y)

TABLE 4.61

(IN '000 BIRR)

| INDUSTRIAL GROUP | REVENUE FROM SALES | | |
|---|--------------------|--------|-----------|
| | LOCAL | EXPORT | TOTAL |
| MANUFACTURE OF FOOD PRODUCTS AND BEVERAGES..... | 2,179,755 | 50,122 | 2,229,877 |
| Production, processing and preserving of meat, fruit and vegetables | 61,073 | - | 61,073 |
| Manufacture of vegetable and animal oils and fats.... | 54,917 | - | 54,917 |
| Manufacture of dairy products | 12,855 | - | 12,855 |
| Manufacture of grain mill products | 284,868 | - | 284,868 |
| Manufacture of prepared animal feeds | 6,234 | - | 6,234 |
| Manufacture of bakery products | 166,359 | - | 166,359 |
| Manufacture of sugar and sugar confectionery | 923,590 | 48,895 | 972,485 |
| Manufacture of macaroni and spaghetti..... | 95,834 | - | 95,834 |
| Manufacture of food products n.e.c. | 25,318 | - | 25,318 |
| Distilling, rectifying and blending of spirits | 50,999 | - | 50,999 |
| Manufacture of wines | 16,431 | 383 | 16,815 |
| Manufacture of malt liquors and malt | 415,804 | 770 | 416,574 |
| Manufacture of soft drinks & production of mineral waters | 65,472 | 73 | 65,545 |
| MANUFACTURE OF TOBACCO PRODUCTS | 240,873 | - | 240,873 |
| Manufacture of tobacco products..... | 240,873 | - | 240,873 |
| MANUFACTURE OF TEXTILES | 466,549 | 40,898 | 507,447 |
| Spinning, weaving and finishing of textiles | 418,528 | 40,898 | 459,426 |
| Manufacture of cordage, rope, twine and netting | 48,021 | - | 48,021 |
| Knitting mills | - | - | - |
| MANUFACTURE OF WEARING APPAREL, EXCEPT FUR APPAREL..... | 26,296 | - | 26,296 |
| Manufacture of wearing apparel except fur apparel.... | 26,296 | - | 26,296 |
| TANNING AND DRESSING OF LEATHER; MANUFACTURE OF FOOTWEAR, LUGGAGE AND HANDBAGS | 198,028 | 67,378 | 265,406 |
| Tanning and dressing of leather, luggage and handbags. | 80,192 | 67,378 | 147,571 |
| Manufacture of footwear..... | 117,835 | - | 117,835 |
| MANUFACTURE OF WOOD AND OF PRODUCTS OF WOOD AND CORK, EXCEPT FURNITURE | 33,632 | - | 33,632 |
| Manufacture of wood and of products of wood and cork, except furniture..... | 33,632 | - | 33,632 |
| MANUFACTURE OF PAPER, PAPER PRODUCTS AND PRINTING..... | 229,350 | - | 229,350 |
| Manufacture of paper and paper products..... | 90,118 | - | 90,118 |
| Publishing and printing services..... | 139,232 | - | 139,232 |
| MANUFACTURE OF CHEMICALS AND CHEMICAL PRODUCTS..... | 222,832 | - | 222,832 |
| Manufacture of basic chemicals, except fertilizers and nitrogen compounds..... | 27,671 | - | 27,671 |
| Manufacture of paints, varnishes and mastics | 50,313 | - | 50,313 |

REVENUE FROM SALES BY SOURCE AND INDUSTRIAL GROUP - PUBLIC
1999/2000(1992 E.F.Y)

TABLE 4.61 (Contd..)

(IN '000 BIRR)

| INDUSTRIAL GROUP | REVENUE FROM SALES | | |
|--|--------------------|---------|-----------|
| | LOCAL | EXPORT | TOTAL |
| Manufacture of pharmaceuticals, medicinal chemicals and botanical products..... | 83,307 | - | 83,307 |
| Manufacture of soap and detergents cleaning and polishing, perfumes and toilet preparations..... | 55,462 | - | 55,462 |
| Manufacture of chemical products n.e.c. | 6,080 | - | 6,080 |
| MANUFACTURE OF RUBBER AND PLASTIC PRODUCTS..... | 254,472 | - | 254,472 |
| Manufacture of rubber products..... | 187,923 | - | 187,923 |
| Manufacture of plastic products..... | 66,550 | - | 66,550 |
| MANUFACTURE OF OTHER NON-METALLIC MINERAL PRODUCTS | 502,038 | - | 502,038 |
| Manufacture of glass and glass products..... | 20,503 | - | 20,503 |
| Manufacture of structural clay products | 10,073 | - | 10,073 |
| Manufacture of cement, lime and plaster | 414,018 | - | 414,018 |
| Manufacture of articles of concrete, cement and plaster | 27,637 | - | 27,637 |
| Manufacture of non-metallic mineral products n.e.c.... | 29,806 | - | 29,806 |
| MANUFACTURE OF BASIC IRON AND STEEL..... | 184,019 | - | 184,019 |
| Manufacture of basic iron and steel..... | 184,019 | - | 184,019 |
| MANUFACTURE OF FABRICATED METAL PRODUCTS EXCEPT MACHINERY AND EQUIPMENT | 56,299 | - | 56,299 |
| Manufacture of structural metal products, tanks, reservoirs and containers of metal | - | - | - |
| Manufacture of cutlery, hand tools and general hardware | 11,714 | - | 11,714 |
| Manufacture of other fabricated metal products | 44,585 | - | 44,585 |
| MANUFACTURE OF MACHINERY AND EQUIPMENT N.E.C. | - | - | - |
| Manufacture of pumps, compressors, taps and valves... | - | - | - |
| Manufacture of ovens, furnaces and furnace burners... | - | - | - |
| Manufacture of other general purpose machinery..... | - | - | - |
| Manufacture of machinery for food and beverage processing | - | - | - |
| Manufacture of accumulators, primary cells and and primary batteries | - | - | - |
| MANUFACTURE OF MOTOR VEHICLES, TRAILERS & SEMI-TRAILERS. | 18,172 | 130 | 18,302 |
| Manufacture of bodies for motor vehicles..... | 18,172 | 130 | 18,302 |
| Manufacture of parts and accessories for motor vehicles and their engines..... | - | - | - |
| MANUFACTURE OF FURNITURE; MANUFACTURING N.E.C. | 9,018 | - | 9,018 |
| Manufacture of furniture; manufacturing n.e.c..... | 9,018 | - | 9,018 |
| T O T A L | 4,621,333 | 158,529 | 4,779,862 |

REVENUE FROM SALES BY SOURCE AND INDUSTRIAL GROUP - PRIVATE
1999/2000(1992 E.F.Y)

TABLE 4.62

(IN '000 BIRR)

| INDUSTRIAL GROUP | REVENUE FROM SALES | | |
|---|--------------------|---------|-----------|
| | LOCAL | EXPORT | TOTAL |
| MANUFACTURE OF FOOD PRODUCTS AND BEVERAGES..... | 1,026,822 | 3,511 | 1,030,333 |
| Production, processing and preserving of meat, fruit and vegetables | 171,556 | - | 171,556 |
| Manufacture of vegetable and animal oils and fats.... | 41,558 | - | 41,558 |
| Manufacture of dairy products | - | - | - |
| Manufacture of grain mill products | 231,475 | - | 231,475 |
| Manufacture of prepared animal feeds | 61 | - | 61 |
| Manufacture of bakery products | 124,438 | - | 124,438 |
| Manufacture of sugar and sugar confectionery | 1,082 | - | 1,082 |
| Manufacture of macaroni and spaghetti..... | 8,610 | - | 8,610 |
| Manufacture of food products n.e.c. | 26,959 | 4 | 26,963 |
| Distilling, rectifying and blending of spirits | 9,809 | - | 9,809 |
| Manufacture of wines | - | - | - |
| Manufacture of malt liquors and malt | 136,629 | 102 | 136,731 |
| Manufacture of soft drinks & production of mineral waters | 274,643 | 3,405 | 278,049 |
| MANUFACTURE OF TOBACCO PRODUCTS | - | - | - |
| Manufacture of tobacco products..... | - | - | - |
| MANUFACTURE OF TEXTILES | 93,060 | - | 93,060 |
| Spinning, weaving and finishing of textiles | 91,701 | - | 91,701 |
| Manufacture of cordage, rope, twine and netting | - | - | - |
| Knitting mills | 1,359 | - | 1,359 |
| MANUFACTURE OF WEARING APPAREL, EXCEPT FUR APPAREL..... | 31,821 | 1,542 | 33,363 |
| Manufacture of wearing apparel except fur apparel.... | 31,821 | 1,542 | 33,363 |
| TANNING AND DRESSING OF LEATHER; MANUFACTURE OF FOOTWEAR, LUGGAGE AND HANDBAGS | 114,302 | 193,940 | 308,243 |
| Tanning and dressing of leather, luggage and handbags. | 35,853 | 193,852 | 229,705 |
| Manufacture of footwear..... | 78,449 | 89 | 78,538 |
| MANUFACTURE OF WOOD AND OF PRODUCTS OF WOOD AND CORK, EXCEPT FURNITURE | 1,703 | - | 1,703 |
| Manufacture of wood and of products of wood and cork, except furniture..... | 1,703 | - | 1,703 |
| MANUFACTURE OF PAPER, PAPER PRODUCTS AND PRINTING..... | 118,334 | 54 | 118,388 |
| Manufacture of paper and paper products..... | 27,172 | - | 27,172 |
| Publishing and printing services..... | 91,161 | 54 | 91,215 |
| MANUFACTURE OF CHEMICALS AND CHEMICAL PRODUCTS..... | 211,932 | 30 | 211,962 |
| Manufacture of basic chemicals, except fertilizers and nitrogen compounds..... | - | - | - |
| Manufacture of paints, varnishes and mastics | 60,851 | - | 60,851 |

REVENUE FROM SALES BY SOURCE AND INDUSTRIAL GROUP - PRIVATE
1999/2000(1992 E.F.Y)

TABLE 4.62 (Contd..)

(IN '000 BIRR)

| INDUSTRIAL GROUP | REVENUE FROM SALES | | |
|--|--------------------|---------|-----------|
| | LOCAL | EXPORT | TOTAL |
| Manufacture of pharmaceuticals, medicinal chemicals and botanical products..... | 26,416 | 30 | 26,446 |
| Manufacture of soap and detergents cleaning and polishing, perfumes and toilet preparations..... | 117,582 | - | 117,582 |
| Manufacture of chemical products n.e.c. | 7,083 | - | 7,083 |
| MANUFACTURE OF RUBBER AND PLASTIC PROCDUCTS..... | 121,518 | - | 121,518 |
| Manufacture of rubber products..... | 6,051 | - | 6,051 |
| Manufacture of plastic products..... | 115,467 | - | 115,467 |
| MANUFACTURE OF OTHER NON-METALLIC MINERAL PRODUCTS | 66,326 | 414 | 66,740 |
| Manufacture of glass and glass products..... | 2,160 | - | 2,160 |
| Manufacture of structural clay products | 862 | - | 862 |
| Manufacture of cement, lime and plaster | 591 | - | 591 |
| Manufacture of articles of concrete, cement and plaster | 19,083 | 414 | 19,496 |
| Manufacture of non-metallic mineral products n.e.c.... | 43,631 | - | 43,631 |
| MANUFACTURE OF BASIC IRON AND STEEL..... | 54,173 | - | 54,173 |
| Manufacture of basic iron and steel..... | 54,173 | - | 54,173 |
| MANUFACTURE OF FABRICATED METAL PRODUCTS EXCEPT MACHINERY AND EQUIPMENT | 50,985 | 274 | 51,260 |
| Manufacture of structural metal products, tanks, reservoirs and containers of metal | 22,349 | - | 22,349 |
| Manufacture of cutlery, hand tools and general hardware | 3,361 | - | 3,361 |
| Manufacture of other fabricated metal products | 25,275 | 274 | 25,550 |
| MANUFACTURE OF MACHINERY AND EQUIPMENT N.E.C. | 4,370 | 440 | 4,810 |
| Manufacture of pumps, compressors, taps and valves... | - | - | - |
| Manufacture of ovens, furnaces and furnace burners... | 1,093 | - | 1,093 |
| Manufacture of other general purpose machinery..... | 116 | - | 116 |
| Manufacture of machinery for food and beverage processing | 3,014 | 440 | 3,454 |
| Manufacture of accumulators, primary cells and and primary batteries | 147 | - | 147 |
| MANUFACTURE OF MOTOR VEHICLES, TRAILERS & SEMI-TRAILERS. | 874,555 | - | 874,555 |
| Manufacture of bodies for motor vehicles..... | 874,555 | - | 874,555 |
| Manufacture of parts and accessories for motor vehicles and their engines..... | - | - | - |
| MANUFACTURE OF FURNITURE; MANUFACTURING N.E.C. | 103,599 | - | 103,599 |
| Manufacture of furniture; manufacturing n.e.c..... | 103,599 | - | 103,599 |
| T O T A L | 2,873,500 | 200,205 | 3,073,705 |

ADVERTISING EXPENSE OF REPORTING ESTABLISHMENTS BY INDUSTRIAL GROUP
1999/2000(1992 E.F.Y)

TABLE 4.63

('000 BIRR)

| INDUSTRIAL GROUP | ADVERTISING EXPENSE | | |
|---|---------------------|------------|------------|
| | PUBLIC | PRIVATE | TOTAL |
| MANUFACTURE OF FOOD PRODUCTS AND BEVERAGES..... | 7,231,998 | 12,300,133 | 19,532,131 |
| Production, processing and preserving of meat, fruit and vegetables | 45,818 | 15,341 | 61,159 |
| Manufacture of vegetable and animal oils and fats.... | 62,752 | 6,743 | 69,495 |
| Manufacture of dairy products | 20,278 | - | 20,278 |
| Manufacture of grain mill products | 309,997 | 86,254 | 396,251 |
| Manufacture of prepared animal feeds | 5,897 | - | 5,897 |
| Manufacture of bakery products | 547,727 | 65,463 | 613,190 |
| Manufacture of sugar and sugar confectionery | 267,851 | - | 267,851 |
| Manufacture of macaroni and spaghetti..... | 329,146 | - | 329,146 |
| Manufacture of food products n.e.c. | 9,194 | 22,629 | 31,823 |
| Distilling, rectifying and blending of spirits | 36,554 | 139,884 | 176,438 |
| Manufacture of wines | 361,892 | - | 361,892 |
| Manufacture of malt liquors and malt | 4,273,771 | 5,309,958 | 9,583,729 |
| Manufacture of soft drinks & production of mineral waters | 961,121 | 6,653,861 | 7,614,982 |
| MANUFACTURE OF TOBACCO PRODUCTS | 89,429 | - | 89,429 |
| Manufacture of tobacco products..... | 89,429 | - | 89,429 |
| MANUFACTURE OF TEXTILES | 416,370 | 120,001 | 536,371 |
| Spinning, weaving and finishing of textiles | 355,216 | 118,821 | 474,037 |
| Manufacture of cordage, rope, twine and netting | 61,154 | - | 61,154 |
| Knitting mills | - | 1,180 | 1,180 |
| MANUFACTURE OF WEARING APPAREL, EXCEPT FUR APPAREL..... | 107,068 | 213,916 | 320,984 |
| Manufacture of wearing apparel except fur apparel.... | 107,068 | 213,916 | 320,984 |
| TANNING AND DRESSING OF LEATHER; MANUFACTURE OF FOOTWEAR, LUGGAGE AND HANDBAGS | 612,675 | 391,127 | 1,003,802 |
| Tanning and dressing of leather, luggage and handbags. | 430,187 | 218,031 | 648,218 |
| Manufacture of footwear..... | 182,488 | 173,096 | 355,584 |
| MANUFACTURE OF WOOD AND OF PRODUCTS OF WOOD AND CORK, EXCEPT FURNITURE | 125,438 | 280 | 125,718 |
| Manufacture of wood and of products of wood and cork, except furniture..... | 125,438 | 280 | 125,718 |
| MANUFACTURE OF PAPER, PAPER PRODUCTS AND PRINTING | 546,707 | 773,613 | 1,320,320 |
| Manufacture of paper and paper products..... | 279,462 | 197,505 | 476,967 |
| Publishing and printing services..... | 267,245 | 576,108 | 843,353 |
| MANUFACTURE OF CHEMICALS AND CHEMICAL PRODUCTS..... | 531,280 | 948,407 | 1,479,687 |
| Manufacture of basic chemicals, except fertilizers and nitrogen compounds..... | 172,803 | - | 172,803 |
| Manufacture of paints, varnishes and mastics | 139,990 | 249,572 | 389,562 |

ADVERTISING EXPENSE OF REPORTING ESTABLISHMENTS BY INDUSTRIAL GROUP
1999/2000(1992 E.F.Y)

4.63 (Contd..)

('000 BIRR)

| I N D U S T R I A L G R O U P | ADVERTISING EXPENSE | | |
|--|---------------------|------------|------------|
| | PUBLIC | PRIVATE | TOTAL |
| Manufacture of pharmaceuticals, medicinal chemicals and botanical products..... | 94,132 | 85,513 | 179,645 |
| Manufacture of soap and detergents cleaning and polishing, perfumes and toilet preparations..... | 86,907 | 587,211 | 674,118 |
| Manufacture of chemical products n.e.c. | 37,448 | 26,111 | 63,559 |
| MANUFACTURE OF RUBBER AND PLASTIC PROCDUCTS..... | 1,611,484 | 806,305 | 2,417,789 |
| Manufacture of rubber products..... | 1,357,620 | 45,913 | 1,403,533 |
| Manufacture of plastic products..... | 253,864 | 760,392 | 1,014,256 |
| MANUFACTURE OF OTHER NON-METALLIC MINERAL PRODUCTS | 918,262 | 36,218 | 954,480 |
| Manufacture of glass and glass products..... | 85,657 | - | 85,657 |
| Manufacture of structural clay products | - | - | - |
| Manufacture of cement, lime and plaster | 581,853 | - | 581,853 |
| Manufacture of articles of concrete, cement and plaster | 50,071 | 21,018 | 71,089 |
| Manufacture of non-metallic mineral products n.e.c.... | 200,681 | 15,200 | 215,881 |
| MANUFACTURE OF BASIC IRON AND STEEL..... | 286,797 | 54,271 | 341,068 |
| Manufacture of basic iron and steel..... | 286,797 | 54,271 | 341,068 |
| MANUFACTURE OF FABRICATED METAL PRODUCTS EXCEPT MACHINERY AND EQUIPMENT | 277,509 | 342,453 | 619,962 |
| Manufacture of structural metal products, tanks, reservoirs and containers of metal | - | 101,246 | 101,246 |
| Manufacture of cutlery, hand tools and general hardware | 133,216 | 24,693 | 157,909 |
| Manufacture of other fabricated metal products | 144,293 | 216,514 | 360,807 |
| MANUFACTURE OF MACHINERY AND EQUIPMENT N.E.C. | - | 55,816 | 55,816 |
| Manufacture of pumps, compressors, taps and valves... | - | - | - |
| Manufacture of ovens, furnaces and furnace burners... | - | 6,438 | 6,438 |
| Manufacture of other general purpose machinery..... | - | - | - |
| Manufacture of machinery for food and beverage processing | - | 49,378 | 49,378 |
| Manufacture of accumulators, primary cells and and primary batteries | - | - | - |
| MANUFACTURE OF MOTOR VEHICLES, TRAILERS & SEMI-TRAILERS. | 145,833 | 1,568,411 | 1,714,244 |
| Manufacture of bodies for motor vehicles..... | 145,833 | 1,565,411 | 1,711,244 |
| Manufacture of parts and accessories for motor vehicles and their engines..... | - | 3,000 | 3,000 |
| MANUFACTURE OF FURNITURE; MANUFACTURING N.E.C. | 6,936 | 564,243 | 571,179 |
| Manufacture of furniture; manufacturing n.e.c..... | 6,936 | 564,243 | 571,179 |
| T O T A L | 12,907,786 | 18,175,194 | 31,082,980 |

PART V

**STATISTICAL TABLES ON TIME SERIES
DATA OF LARGE AND MEDIUM SCALE
MANUFACTURING INDUSTRIES**

1995/96 – 1999/2000 (1988 – 1992 E.F.Y.)

NUMBER OF ESTABLISHMENTS BY INDUSTRIAL GROUP - PUBLIC AND PRIVATE
1995/1996(1988 E.F.Y) - 1999/2000(1992 E.F.Y)

TABLE 5.1

| INDUSTRIAL GROUP | NUMBER OF ESTABLISHMENTS | | | | |
|---|--------------------------|------|------|------|------|
| | 1988 | 1989 | 1990 | 1991 | 1992 |
| MANUFACTURE OF FOOD PRODUCTS AND BEVERAGES..... | 174 | 198 | 224 | 228 | 235 |
| Production, processing and preserving of meat, fruit and vegetables | 7 | 10 | 10 | 10 | 9 |
| Manufacture of vegetable and animal oils and fats... | 28 | 25 | 32 | 26 | 27 |
| Manufacture of dairy products | 1 | 1 | 1 | 1 | 1 |
| Manufacture of grain mill products | 18 | 26 | 39 | 50 | 50 |
| Manufacture of prepared animal feeds | 2 | 4 | 4 | 4 | 3 |
| Manufacture of bakery products | 79 | 87 | 89 | 85 | 95 |
| Manufacture of sugar and sugar confectionery | 5 | 7 | 8 | 9 | 9 |
| Manufacture of macaroni and spaghetti..... | 3 | 3 | 4 | 4 | 4 |
| Manufacture of food products n.e.c. | 5 | 8 | 11 | 12 | 9 |
| Distilling, rectifying and blending of spirits | 10 | 11 | 10 | 10 | 10 |
| Manufacture of wines | 3 | 3 | 3 | 2 | 2 |
| Manufacture of malt liquors and malt | 5 | 5 | 5 | 6 | 6 |
| Manufacture of soft drinks & production of mineral waters | 8 | 8 | 8 | 9 | 10 |
| MANUFACTURE OF TOBACCO PRODUCTS | 1 | 1 | 1 | 1 | 1 |
| Manufacture of tobacco products..... | 1 | 1 | 1 | 1 | 1 |
| MANUFACTURE OF TEXTILES | 32 | 34 | 33 | 36 | 36 |
| Spinning, weaving and finishing of textiles | 20 | 22 | 22 | 27 | 27 |
| Manufacture of cordage, rope, twine and netting | 3 | 2 | 2 | 2 | 2 |
| Knitting mills | 9 | 10 | 9 | 7 | 7 |
| MANUFACTURE OF WEARING APPAREL, EXCEPT FUR APPAREL.... | 23 | 26 | 26 | 28 | 25 |
| Manufacture of wearing apparel except fur apparel... | 23 | 26 | 26 | 28 | 25 |
| TANNING AND DRESSING OF LEATHER; MANUFACTURE OF FOOTWEAR, LUGGAGE AND HANDBAGS | 63 | 61 | 57 | 49 | 53 |
| Tanning and dressing of leather, luggage and handbags | 8 | 11 | 11 | 14 | 15 |
| Manufacture of footwear..... | 55 | 50 | 46 | 35 | 38 |
| MANUFACTURE OF WOOD AND OF PRODUCTS OF WOOD AND CORK, EXCEPT FURNITURE | 26 | 23 | 16 | 16 | 16 |
| Manufacture of wood and of products of wood and cork, except furniture..... | 26 | 23 | 16 | 16 | 16 |
| MANUFACTURE OF PAPER, PAPER PRODUCTS AND PRINTING | 43 | 46 | 53 | 60 | 64 |
| Manufacture of paper and paper products..... | 5 | 9 | 8 | 7 | 7 |
| Publishing and printing services..... | 38 | 37 | 45 | 53 | 57 |
| MANUFACTURE OF CHEMICALS AND CHEMICAL PRODUCTS..... | 35 | 43 | 43 | 43 | 40 |
| Manufacture of basic chemicals, except fertilizers and nitrogen compounds..... | 2 | 5 | 5 | 4 | 4 |
| Manufacture of paints, varnishes and mastics | 5 | 6 | 7 | 8 | 8 |

NUMBER OF ESTABLISHMENTS BY INDUSTRIAL GROUP - PUBLIC AND PRIVATE
1995/1996(1988 E.F.Y) - 1999/2000(1992 E.F.Y)

TABLE 5.1 (Contd..)

| INDUSTRIAL GROUP | NUMBER OF ESTABLISHMENTS | | | | |
|--|--------------------------|------|------|------|------|
| | 1988 | 1989 | 1990 | 1991 | 1992 |
| Manufacture of pharmaceuticals, medicinal chemicals and botanical products..... | 2 | 3 | 4 | 3 | 4 |
| Manufacture of soap and detergents cleaning and polishing, perfumes and toilet preparations..... | 23 | 25 | 22 | 23 | 18 |
| Manufacture of chemical products n.e.c. | 3 | 4 | 5 | 5 | 6 |
| MANUFACTURE OF RUBBER AND PLASTIC PROCDUCTS..... | 15 | 23 | 26 | 32 | 29 |
| Manufacture of rubber products..... | 4 | 5 | 5 | 5 | 5 |
| Manufacture of plastic products..... | 11 | 18 | 21 | 27 | 24 |
| MANUFACTURE OF OTHER NON-METALLIC MINERAL PRODUCTS ... | 85 | 97 | 87 | 88 | 85 |
| Manufacture of glass and glass products..... | 2 | 3 | 3 | 3 | 3 |
| Manufacture of structural clay products | 7 | 5 | 5 | 6 | 6 |
| Manufacture of cement, lime and plaster | 7 | 7 | 9 | 9 | 7 |
| Manufacture of articles of concrete, cement and plaster | 64 | 73 | 60 | 59 | 58 |
| Manufacture of non-metallic mineral products n.e.c.. | 5 | 9 | 10 | 11 | 11 |
| MANUFACTURE OF BASIC IRON AND STEEL..... | 3 | 5 | 6 | 6 | 8 |
| Manufacture of basic iron and steel..... | 3 | 5 | 6 | 6 | 8 |
| MANUFACTURE OF FABRICATED METAL PRODUCTS EXCEPT MACHINERY AND EQUIPMENT | 39 | 45 | 40 | 40 | 51 |
| Manufacture of structural metal products, tanks, reservoirs and containers of metal | 29 | 32 | 24 | 22 | 26 |
| Manufacture of cutlery, hand tools and general hardware | 4 | 3 | 7 | 8 | 8 |
| Manufacture of other fabricated metal products | 6 | 10 | 9 | 10 | 17 |
| MANUFACTURE OF MACHINERY AND EQUIPMENT N.E.C. | 15 | 16 | 20 | 20 | 15 |
| Manufacture of pumps, compressors, taps and valves.. | 1 | 1 | - | - | - |
| Manufacture of ovens, furnaces and furnace burners.. | 5 | 4 | 4 | 6 | 5 |
| Manufacture of other general purpose machinery..... | 2 | 4 | 4 | 1 | 1 |
| Manufacture of machinery for food and beverage processing | 6 | 6 | 10 | 11 | 8 |
| Manufacture of accumulators, primary cells and and primary batteries | 1 | 1 | 2 | 2 | 1 |
| MANUFACTURE OF MOTOR VEHICLES | 13 | 13 | 12 | 11 | 11 |
| Manufacture of bodies for motor vehicles..... | 11 | 12 | 10 | 9 | 10 |
| Manufacture of parts and accessories for motor vehicles and their engines..... | 2 | 1 | 2 | 2 | 1 |
| MANUFACTURE OF FURNITURE; MANUFACTURING N.E.C. | 75 | 110 | 118 | 121 | 119 |
| Manufacture of furniture; manufacturing n.e.c..... | 75 | 110 | 118 | 121 | 119 |
| T O T A L | 642 | 741 | 762 | 779 | 788 |

NUMBER OF PERSONS ENGAGED BY INDUSTRIAL GROUP - PUBLIC AND PRIVATE
1995/1996(1988 E.F.Y) - 1999/2000(1992 E.F.Y)

TABLE 5.2

| INDUSTRIAL GROUP | NUMBER OF PERSONS ENGAGED | | | | |
|---|---------------------------|--------|--------|--------|--------|
| | 1988 | 1989 | 1990 | 1991 | 1992 |
| MANUFACTURE OF FOOD PRODUCTS AND BEVERAGES..... | 23,729 | 24,014 | 25,959 | 27,085 | 28,547 |
| Production, processing and preserving of meat, fruit and vegetables | 3,003 | 2,918 | 2,492 | 2,993 | 3,547 |
| Manufacture of vegetable and animal oils and fats... | 1,737 | 1,280 | 1,690 | 1,698 | 1,506 |
| Manufacture of dairy products | 265 | 265 | 264 | 245 | 245 |
| Manufacture of grain mill products | 2,478 | 2,824 | 3,150 | 3,327 | 3,505 |
| Manufacture of prepared animal feeds | 202 | 218 | 207 | 191 | 182 |
| Manufacture of bakery products | 2,818 | 2,867 | 3,057 | 3,471 | 3,555 |
| Manufacture of sugar and sugar confectionery | 4,384 | 4,847 | 5,704 | 6,115 | 6,479 |
| Manufacture of macaroni and spaghetti..... | 337 | 354 | 520 | 458 | 427 |
| Manufacture of food products n.e.c. | 756 | 839 | 706 | 829 | 803 |
| Distilling, rectifying and blending of spirits | 810 | 868 | 857 | 753 | 690 |
| Manufacture of wines | 698 | 682 | 687 | 587 | 566 |
| Manufacture of malt liquors and malt | 2,865 | 2,725 | 2,844 | 2,833 | 2,921 |
| Manufacture of soft drinks & production of mineral waters | 3,376 | 3,327 | 3,781 | 3,585 | 4,121 |
| MANUFACTURE OF TOBACCO PRODUCTS | 982 | 953 | 898 | 873 | 854 |
| Manufacture of tobacco products..... | 982 | 953 | 898 | 873 | 854 |
| MANUFACTURE OF TEXTILES | 28,417 | 27,239 | 25,116 | 25,669 | 23,754 |
| Spinning, weaving and finishing of textiles | 24,986 | 24,195 | 22,220 | 22,770 | 20,948 |
| Manufacture of cordage, rope, twine and netting | 3,275 | 2,750 | 2,698 | 2,669 | 2,663 |
| Knitting mills | 156 | 294 | 198 | 230 | 143 |
| MANUFACTURE OF WEARING APPAREL, EXCEPT FUR APPAREL.... | 4,106 | 4,607 | 4,218 | 3,866 | 3,773 |
| Manufacture of wearing apparel except fur apparel... | 4,106 | 4,607 | 4,218 | 3,866 | 3,773 |
| TANNING AND DRESSING OF LEATHER; MANUFACTURE OF FOOTWEAR, LUGGAGE AND HANDBAGS | 7,863 | 8,235 | 7,673 | 7,234 | 7,034 |
| Tanning and dressing of leather, luggage and handbags | 3,614 | 3,971 | 3,740 | 3,620 | 3,602 |
| Manufacture of footwear..... | 4,249 | 4,264 | 3,933 | 3,614 | 3,432 |
| MANUFACTURE OF WOOD AND OF PRODUCTS OF WOOD AND CORK, EXCEPT FURNITURE | 2,530 | 1,918 | 1,317 | 1,211 | 1,138 |
| Manufacture of wood and of products of wood and cork, except furniture..... | 2,530 | 1,918 | 1,317 | 1,211 | 1,138 |
| MANUFACTURE OF PAPER, PAPER PRODUCTS AND PRINTING | 5,579 | 5,132 | 5,580 | 5,536 | 5,911 |
| Manufacture of paper and paper products..... | 1,272 | 1,465 | 1,423 | 1,375 | 1,670 |
| Publishing and printing services..... | 4,307 | 3,667 | 4,157 | 4,161 | 4,241 |
| MANUFACTURE OF CHEMICALS AND CHEMICAL PRODUCTS..... | 2,847 | 3,714 | 4,155 | 3,966 | 4,300 |
| Manufacture of basic chemicals, except fertilizers and nitrogen compounds..... | 499 | 1,119 | 1,116 | 1,101 | 992 |
| Manufacture of paints, varnishes and mastics | 429 | 421 | 458 | 524 | 548 |

NUMBER OF PERSONS ENGAGED BY INDUSTRIAL GROUP - PUBLIC AND PRIVATE
1995/1996(1988 E.F.Y) - 1999/2000(1992 E.F.Y)

TABLE 5.2 (Contd..)

| INDUSTRIAL GROUP | NUMBER OF PERSONS ENGAGED | | | | |
|--|---------------------------|--------|--------|--------|--------|
| | 1988 | 1989 | 1990 | 1991 | 1992 |
| Manufacture of pharmaceuticals, medicinal chemicals and botanical products..... | 501 | 484 | 977 | 925 | 1,081 |
| Manufacture of soap and detergents cleaning and polishing, perfumes and toilet preparations..... | 1,308 | 1,479 | 1,347 | 1,232 | 1,516 |
| Manufacture of chemical products n.e.c. | 110 | 211 | 257 | 184 | 163 |
| MANUFACTURE OF RUBBER AND PLASTIC PRODUCTS..... | 2,224 | 2,421 | 3,092 | 3,048 | 3,157 |
| Manufacture of rubber products..... | 1,121 | 959 | 1,106 | 972 | 980 |
| Manufacture of plastic products..... | 1,103 | 1,462 | 1,986 | 2,076 | 2,177 |
| MANUFACTURE OF OTHER NON-METALLIC MINERAL PRODUCTS ... | 6,120 | 6,753 | 7,306 | 6,935 | 7,349 |
| Manufacture of glass and glass products..... | 663 | 572 | 654 | 547 | 542 |
| Manufacture of structural clay products | 643 | 404 | 495 | 453 | 522 |
| Manufacture of cement, lime and plaster | 1,730 | 1,902 | 1,910 | 1,847 | 1,892 |
| Manufacture of articles of concrete, cement and plaster | 2,624 | 2,559 | 2,509 | 2,453 | 2,799 |
| Manufacture of non-metallic mineral products n.e.c.. | 460 | 1,316 | 1,738 | 1,635 | 1,594 |
| MANUFACTURE OF BASIC IRON AND STEEL..... | 1,121 | 1,133 | 1,138 | 1,117 | 1,166 |
| Manufacture of basic iron and steel..... | 1,121 | 1,133 | 1,138 | 1,117 | 1,166 |
| MANUFACTURE OF FABRICATED METAL PRODUCTS EXCEPT MACHINERY AND EQUIPMENT | 2,050 | 1,915 | 1,940 | 2,057 | 2,529 |
| Manufacture of structural metal products, tanks, reservoirs and containers of metal | 598 | 585 | 492 | 588 | 693 |
| Manufacture of cutlery, hand tools and general hardware | 573 | 456 | 520 | 498 | 538 |
| Manufacture of other fabricated metal products | 879 | 874 | 928 | 971 | 1,298 |
| MANUFACTURE OF MACHINERY AND EQUIPMENT N.E.C. | 464 | 537 | 402 | 446 | 292 |
| Manufacture of pumps, compressors, taps and valves.. | 143 | 140 | - | - | - |
| Manufacture of ovens, furnaces and furnace burners.. | 70 | 57 | 58 | 77 | 72 |
| Manufacture of other general purpose machinery..... | 31 | 79 | 37 | 13 | 10 |
| Manufacture of machinery for food and beverage processing | 131 | 171 | 209 | 258 | 199 |
| Manufacture of accumulators, primary cells and and primary batteries | 89 | 90 | 98 | 98 | 11 |
| MANUFACTURE OF MOTOR VEHICLES | 713 | 821 | 905 | 1,167 | 1,735 |
| Manufacture of bodies for motor vehicles..... | 687 | 804 | 866 | 1,115 | 1,693 |
| Manufacture of parts and accessories for motor vehicles and their engines..... | 26 | 17 | 39 | 52 | 42 |
| MANUFACTURE OF FURNITURE; MANUFACTURING N.E.C. | 2,454 | 3,774 | 4,324 | 4,202 | 4,169 |
| Manufacture of furniture; manufacturing n.e.c..... | 2,454 | 3,774 | 4,324 | 4,202 | 4,169 |
| T O T A L | 91,199 | 93,166 | 94,023 | 94,412 | 95,708 |

NUMBER OF EMPLOYEES BY INDUSTRIAL GROUP - PUBLIC AND PRIVATE
1995/1996(1988 E.F.Y) - 1999/2000(1992 E.F.Y)

TABLE 5.3

| INDUSTRIAL GROUP | NUMBER OF EMPLOYEES | | | | |
|---|---------------------|--------|--------|--------|--------|
| | 1988 | 1989 | 1990 | 1991 | 1992 |
| MANUFACTURE OF FOOD PRODUCTS AND BEVERAGES..... | 23,198 | 23,830 | 25,720 | 26,893 | 28,324 |
| Production, processing and preserving of meat, fruit and vegetables | 3,003 | 2,918 | 2,492 | 2,991 | 3,547 |
| Manufacture of vegetable and animal oils and fats... | 1,665 | 1,253 | 1,639 | 1,674 | 1,460 |
| Manufacture of dairy products | 265 | 265 | 264 | 245 | 245 |
| Manufacture of grain mill products | 2,469 | 2,811 | 3,112 | 3,296 | 3,468 |
| Manufacture of prepared animal feeds | 202 | 217 | 205 | 190 | 181 |
| Manufacture of bakery products | 2,676 | 2,748 | 2,937 | 3,365 | 3,441 |
| Manufacture of sugar and sugar confectionery | 4,376 | 4,835 | 5,689 | 6,107 | 6,469 |
| Manufacture of macaroni and spaghetti..... | 337 | 354 | 520 | 458 | 427 |
| Manufacture of food products n.e.c. | 755 | 834 | 697 | 821 | 794 |
| Distilling, rectifying and blending of spirits | 802 | 861 | 853 | 744 | 684 |
| Manufacture of wines | 407 | 682 | 687 | 587 | 566 |
| Manufacture of malt liquors and malt | 2,865 | 2,725 | 2,844 | 2,830 | 2,921 |
| Manufacture of soft drinks & production of mineral waters | 3,376 | 3,327 | 3,781 | 3,585 | 4,121 |
| MANUFACTURE OF TOBACCO PRODUCTS | 982 | 953 | 898 | 873 | 854 |
| Manufacture of tobacco products..... | 982 | 953 | 898 | 873 | 854 |
| MANUFACTURE OF TEXTILES | 28,387 | 27,215 | 25,093 | 25,659 | 23,747 |
| Spinning, weaving and finishing of textiles | 24,982 | 24,191 | 22,211 | 22,767 | 20,948 |
| Manufacture of cordage, rope, twine and netting | 3,274 | 2,750 | 2,698 | 2,669 | 2,663 |
| Knitting mills | 131 | 274 | 184 | 223 | 136 |
| MANUFACTURE OF WEARING APPAREL, EXCEPT FUR APPAREL.... | 4,054 | 4,582 | 4,190 | 3,845 | 3,752 |
| Manufacture of wearing apparel except fur apparel... | 4,054 | 4,582 | 4,190 | 3,845 | 3,752 |
| TANNING AND DRESSING OF LEATHER; MANUFACTURE OF FOOTWEAR, LUGGAGE AND HANDBAGS | 7,748 | 8,144 | 7,589 | 7,183 | 6,989 |
| Tanning and dressing of leather, luggage and handbags | 3,610 | 3,969 | 3,735 | 3,607 | 3,594 |
| Manufacture of footwear..... | 4,138 | 4,175 | 3,854 | 3,576 | 3,395 |
| MANUFACTURE OF WOOD AND OF PRODUCTS OF WOOD AND CORK, EXCEPT FURNITURE | 2,495 | 1,907 | 1,305 | 1,200 | 1,124 |
| Manufacture of wood and of products of wood and cork, except furniture..... | 2,495 | 1,907 | 1,305 | 1,200 | 1,124 |
| MANUFACTURE OF PAPER, PAPER PRODUCTS AND PRINTING..... | 5,550 | 5,103 | 5,554 | 5,497 | 5,888 |
| Manufacture of paper and paper products..... | 1,270 | 1,462 | 1,420 | 1,371 | 1,669 |
| Publishing and printing services..... | 4,280 | 3,641 | 4,134 | 4,126 | 4,219 |
| MANUFACTURE OF CHEMICALS AND CHEMICAL PRODUCTS..... | 2,825 | 3,683 | 4,138 | 3,938 | 4,287 |
| Manufacture of basic chemicals, except fertilizers and nitrogen compounds..... | 499 | 1,119 | 1,116 | 1,101 | 992 |
| Manufacture of paints, varnishes and mastics | 429 | 419 | 455 | 520 | 548 |

NUMBER OF EMPLOYEES BY INDUSTRIAL GROUP - PUBLIC AND PRIVATE
1995/1996(1988 E.F.Y) - 1999/2000(1992 E.F.Y)

TABLE 5.3 (Contd..)

| INDUSTRIAL GROUP | NUMBER OF EMPLOYEES | | | | |
|--|---------------------|--------|--------|--------|--------|
| | 1988 | 1989 | 1990 | 1991 | 1992 |
| Manufacture of pharmaceuticals, medicinal chemicals and botanical products..... | 500 | 484 | 977 | 923 | 1,080 |
| Manufacture of soap and detergents cleaning and polishing, perfumes and toilet preparations..... | 1,290 | 1,450 | 1,333 | 1,213 | 1,509 |
| Manufacture of chemical products n.e.c. | 107 | 211 | 257 | 181 | 158 |
| MANUFACTURE OF RUBBER AND PLASTIC PRODUCTS..... | 2,219 | 2,416 | 3,082 | 3,027 | 3,144 |
| Manufacture of rubber products..... | 1,121 | 956 | 1,103 | 970 | 974 |
| Manufacture of plastic products..... | 1,098 | 1,460 | 1,979 | 2,057 | 2,170 |
| MANUFACTURE OF OTHER NON-METALLIC MINERAL PRODUCTS ... | 6,038 | 6,654 | 7,229 | 6,864 | 7,269 |
| Manufacture of glass and glass products..... | 663 | 572 | 654 | 547 | 542 |
| Manufacture of structural clay products | 640 | 400 | 489 | 446 | 515 |
| Manufacture of cement, lime and plaster | 1,730 | 1,902 | 1,907 | 1,845 | 1,891 |
| Manufacture of articles of concrete, cement and plaster | 2,545 | 2,467 | 2,445 | 2,394 | 2,732 |
| Manufacture of non-metallic mineral products n.e.c.. | 460 | 1,313 | 1,734 | 1,632 | 1,589 |
| MANUFACTURE OF BASIC IRON AND STEEL..... | 1,121 | 1,132 | 1,138 | 1,117 | 1,164 |
| Manufacture of basic iron and steel..... | 1,121 | 1,132 | 1,138 | 1,117 | 1,164 |
| MANUFACTURE OF FABRICATED METAL PRODUCTS EXCEPT MACHINERY AND EQUIPMENT | 2,006 | 1,861 | 1,887 | 1,993 | 2,482 |
| Manufacture of structural metal products, tanks, reservoirs and containers of metal | 562 | 538 | 454 | 540 | 661 |
| Manufacture of cutlery, hand tools and general hardware | 571 | 456 | 515 | 485 | 530 |
| Manufacture of other fabricated metal products | 873 | 867 | 918 | 968 | 1,291 |
| MANUFACTURE OF MACHINERY AND EQUIPMENT N.E.C. | 436 | 522 | 358 | 407 | 275 |
| Manufacture of pumps, compressors, taps and valves.. | 143 | 140 | - | - | - |
| Manufacture of ovens, furnaces and furnace burners.. | 56 | 54 | 51 | 71 | 64 |
| Manufacture of other general purpose machinery..... | 27 | 74 | 32 | 11 | 10 |
| Manufacture of machinery for food and beverage processing | 121 | 164 | 178 | 227 | 192 |
| Manufacture of accumulators, primary cells and and primary batteries | 89 | 90 | 97 | 98 | 9 |
| MANUFACTURE OF MOTOR VEHICLES | 705 | 812 | 899 | 1,160 | 1,729 |
| Manufacture of bodies for motor vehicles..... | 681 | 795 | 861 | 1,110 | 1,689 |
| Manufacture of parts and accessories for motor vehicles and their engines..... | 24 | 17 | 38 | 50 | 40 |
| MANUFACTURE OF FURNITURE; MANUFACTURING N.E.C. | 2,275 | 3,551 | 4,136 | 4,022 | 3,979 |
| Manufacture of furniture; manufacturing n.e.c..... | 2,275 | 3,551 | 4,136 | 4,022 | 3,979 |
| T O T A L | 90,039 | 92,365 | 93,216 | 93,678 | 95,007 |

NUMBER OF FEMALE EMPLOYEES BY INDUSTRIAL GROUP - PUBLIC AND PRIVATE
1995/1996(1988 E.F.Y) - 1999/2000(1992 E.F.Y)

TABLE 5.4

| INDUSTRIAL GROUP | NUMBER OF FEMALE EMPLOYEES | | | | |
|--|----------------------------|--------|--------|--------|-------|
| | 1988 | 1989 | 1990 | 1991 | 1992 |
| MANUFACTURE OF FOOD PRODUCTS AND BEVERAGES..... | 4,772 | 4,938 | 4,895 | 5,437 | 5,334 |
| Production, processing and preserving of meat, fruit and vegetables | 924 | 907 | 676 | 756 | 623 |
| Manufacture of vegetable and animal oils and fats... | 214 | 152 | 219 | 215 | 195 |
| Manufacture of dairy products | 74 | 74 | 74 | 69 | 69 |
| Manufacture of grain mill products | 416 | 440 | 494 | 507 | 571 |
| Manufacture of prepared animal feeds | 37 | 41 | 38 | 36 | 29 |
| Manufacture of bakery products | 700 | 736 | 811 | 1,068 | 1,012 |
| Manufacture of sugar and sugar confectionery | 332 | 347 | 322 | 504 | 447 |
| Manufacture of macaroni and spaghetti..... | 137 | 152 | 137 | 171 | 152 |
| Manufacture of food products n.e.c. | 62 | 76 | 95 | 91 | 99 |
| Distilling, rectifying and blending of spirits | 360 | 333 | 335 | 297 | 295 |
| Manufacture of wines | 110 | 214 | 212 | 193 | 188 |
| Manufacture of malt liquors and malt | 634 | 622 | 640 | 625 | 685 |
| Manufacture of soft drinks & production of mineral waters | 772 | 844 | 842 | 905 | 969 |
| MANUFACTURE OF TOBACCO PRODUCTS | 369 | 367 | 349 | 341 | 344 |
| Manufacture of tobacco products..... | 369 | 367 | 349 | 341 | 344 |
| MANUFACTURE OF TEXTILES | 12,416 | 11,564 | 10,784 | 10,567 | 8,716 |
| Spinning, weaving and finishing of textiles | 11,044 | 10,312 | 9,585 | 9,411 | 7,659 |
| Manufacture of cordage, rope, twine and netting | 1,297 | 1,119 | 1,108 | 1,058 | 974 |
| Knitting mills | 75 | 133 | 91 | 98 | 83 |
| MANUFACTURE OF WEARING APPAREL, EXCEPT FUR APPAREL.... | 2,756 | 3,269 | 2,507 | 2,529 | 2,309 |
| Manufacture of wearing apparel except fur apparel... | 2,756 | 3,269 | 2,507 | 2,529 | 2,309 |
| TANNING AND DRESSING OF LEATHER; MANUFACTURE OF FOOTWEAR, LUGGAGE AND HANDBAGS | 2,337 | 2,243 | 2,233 | 2,164 | 2,061 |
| Tanning and dressing of leather, luggage and handbags | 615 | 648 | 707 | 717 | 712 |
| Manufacture of footwear..... | 1,722 | 1,595 | 1,526 | 1,447 | 1,349 |
| MANUFACTURE OF WOOD AND OF PRODUCTS OF WOOD AND CORK, EXCEPT FURNITURE | 334 | 267 | 234 | 208 | 198 |
| Manufacture of wood and of products of wood and cork, except furniture..... | 334 | 267 | 234 | 208 | 198 |
| MANUFACTURE OF PAPER, PAPER PRODUCTS AND PRINTING..... | 1,994 | 1,820 | 2,075 | 2,097 | 2,134 |
| Manufacture of paper and paper products..... | 430 | 462 | 485 | 470 | 445 |
| Publishing and printing services..... | 1,564 | 1,358 | 1,590 | 1,627 | 1,689 |
| MANUFACTURE OF CHEMICALS AND CHEMICAL PRODUCTS..... | 857 | 934 | 1,234 | 1,079 | 1,221 |
| Manufacture of basic chemicals, except fertilizers and nitrogen compounds..... | 62 | 120 | 116 | 106 | 101 |
| Manufacture of paints, varnishes and mastics | 90 | 81 | 93 | 104 | 113 |

NUMBER OF FEMALE EMPLOYEES BY INDUSTRIAL GROUP - PUBLIC AND PRIVATE
1995/1996(1988 E.F.Y) - 1999/2000(1992 E.F.Y)

TABLE 5.4 (Contd..)

| INDUSTRIAL GROUP | NUMBER OF FEMALE EMPLOYEES | | | | |
|--|----------------------------|--------|--------|--------|--------|
| | 1988 | 1989 | 1990 | 1991 | 1992 |
| Manufacture of pharmaceuticals, medicinal chemicals and botanical products..... | 251 | 248 | 542 | 420 | 557 |
| Manufacture of soap and detergents cleaning and polishing, perfumes and toilet preparations..... | 412 | 413 | 390 | 368 | 376 |
| Manufacture of chemical products n.e.c. | 42 | 72 | 93 | 81 | 74 |
| MANUFACTURE OF RUBBER AND PLASTIC PRODUCTS..... | 502 | 567 | 825 | 843 | 779 |
| Manufacture of rubber products..... | 95 | 128 | 128 | 118 | 128 |
| Manufacture of plastic products..... | 407 | 439 | 697 | 725 | 651 |
| MANUFACTURE OF OTHER NON-METALLIC MINERAL PRODUCTS ... | 706 | 931 | 956 | 934 | 984 |
| Manufacture of glass and glass products..... | 147 | 149 | 144 | 148 | 124 |
| Manufacture of structural clay products | 89 | 75 | 76 | 87 | 76 |
| Manufacture of cement, lime and plaster | 190 | 182 | 175 | 177 | 179 |
| Manufacture of articles of concrete, cement and plaster | 219 | 276 | 292 | 253 | 318 |
| Manufacture of non-metallic mineral products n.e.c.. | 61 | 249 | 269 | 269 | 287 |
| MANUFACTURE OF BASIC IRON AND STEEL..... | 101 | 106 | 114 | 120 | 135 |
| Manufacture of basic iron and steel..... | 101 | 106 | 114 | 120 | 135 |
| MANUFACTURE OF FABRICATED METAL PRODUCTS EXCEPT MACHINERY AND EQUIPMENT | 319 | 266 | 300 | 303 | 362 |
| Manufacture of structural metal products, tanks, reservoirs and containers of metal | 53 | 36 | 30 | 42 | 61 |
| Manufacture of cutlery, hand tools and general hardware | 116 | 90 | 98 | 104 | 108 |
| Manufacture of other fabricated metal products | 150 | 140 | 172 | 157 | 193 |
| MANUFACTURE OF MACHINERY AND EQUIPMENT N.E.C. | 65 | 77 | 36 | 41 | 19 |
| Manufacture of pumps, compressors, taps and valves.. | 34 | 33 | - | - | - |
| Manufacture of ovens, furnaces and furnace burners.. | 4 | 7 | 4 | 8 | 7 |
| Manufacture of other general purpose machinery..... | 1 | 10 | 6 | - | - |
| Manufacture of machinery for food and beverage processing | 10 | 11 | 11 | 18 | 11 |
| Manufacture of accumulators, primary cells and and primary batteries | 16 | 16 | 15 | 15 | 1 |
| MANUFACTURE OF MOTOR VEHICLES | 100 | 114 | 94 | 99 | 149 |
| Manufacture of bodies for motor vehicles..... | 99 | 113 | 90 | 91 | 144 |
| Manufacture of parts and accessories for motor vehicles and their engines..... | 1 | 1 | 4 | 8 | 5 |
| MANUFACTURE OF FURNITURE; MANUFACTURING N.E.C. | 281 | 443 | 541 | 546 | 570 |
| Manufacture of furniture; manufacturing n.e.c..... | 281 | 443 | 541 | 546 | 570 |
| T O T A L | 27,909 | 27,906 | 27,177 | 27,308 | 25,315 |

WAGES AND SALARIES PAID BY INDUSTRIAL GROUP - PUBLIC AND PRIVATE
1995/1996(1988 E.F.Y) - 1999/2000(1992 E.F.Y)

TABLE 5.5

(IN '000 BIRR)

| INDUSTRIAL GROUP | WAGES AND SALARIES | | | | |
|--|--------------------|---------|---------|---------|---------|
| | 1988 | 1989 | 1990 | 1991 | 1992 |
| MANUFACTURE OF FOOD PRODUCTS AND BEVERAGES..... | 135,669 | 147,535 | 160,217 | 180,392 | 197,465 |
| Production, processing and preserving of meat, fruit and vegetables | 11,552 | 10,266 | 8,566 | 12,575 | 19,224 |
| Manufacture of vegetable and animal oils and fats... | 7,423 | 5,311 | 6,960 | 8,138 | 7,815 |
| Manufacture of dairy products | 869 | 869 | 877 | 865 | 862 |
| Manufacture of grain mill products | 13,918 | 16,105 | 16,936 | 18,748 | 19,960 |
| Manufacture of prepared animal feeds | 824 | 705 | 744 | 705 | 749 |
| Manufacture of bakery products | 9,837 | 10,166 | 11,088 | 13,506 | 16,111 |
| Manufacture of sugar and sugar confectionery | 38,745 | 45,485 | 47,805 | 55,694 | 56,785 |
| Manufacture of macaroni and spaghetti..... | 1,521 | 2,013 | 3,314 | 2,687 | 3,339 |
| Manufacture of food products n.e.c. | 2,525 | 3,051 | 3,309 | 3,551 | 3,393 |
| Distilling, rectifying and blending of spirits | 4,911 | 5,802 | 6,500 | 5,854 | 5,542 |
| Manufacture of wines | 4,534 | 4,154 | 4,405 | 3,396 | 3,489 |
| Manufacture of malt liquors and malt | 20,050 | 23,111 | 24,546 | 30,064 | 30,428 |
| Manufacture of soft drinks & production of mineral waters | 18,959 | 20,496 | 25,167 | 24,611 | 29,769 |
| MANUFACTURE OF TOBACCO PRODUCTS | 8,914 | 12,156 | 9,034 | 9,793 | 9,821 |
| Manufacture of tobacco products..... | 8,914 | 12,156 | 9,034 | 9,793 | 9,821 |
| MANUFACTURE OF TEXTILES | 104,936 | 102,548 | 99,363 | 100,266 | 111,735 |
| Spinning, weaving and finishing of textiles | 94,747 | 90,056 | 87,518 | 88,543 | 99,828 |
| Manufacture of cordage, rope, twine and netting | 9,871 | 11,817 | 11,401 | 11,181 | 11,595 |
| Knitting mills | 318 | 675 | 443 | 542 | 312 |
| MANUFACTURE OF WEARING APPAREL, EXCEPT FUR APPAREL.... | 12,331 | 14,842 | 15,633 | 14,586 | 15,248 |
| Manufacture of wearing apparel except fur apparel... | 12,331 | 14,842 | 15,633 | 14,586 | 15,248 |
| TANNING AND DRESSING OF LEATHER; MANUFACTURE OF FOOTWEAR, LUGGAGE AND HANDBAGS | 49,175 | 47,899 | 45,775 | 53,085 | 52,932 |
| Tanning and dressing of leather, luggage and handbags | 30,056 | 28,864 | 25,950 | 31,647 | 32,253 |
| Manufacture of footwear..... | 19,119 | 19,035 | 19,825 | 21,438 | 20,680 |
| MANUFACTURE OF WOOD AND OF PRODUCTS OF WOOD AND CORK, EXCEPT FURNITURE | 11,582 | 8,803 | 7,480 | 7,489 | 6,802 |
| Manufacture of wood and of products of wood and cork, except furniture..... | 11,582 | 8,803 | 7,480 | 7,489 | 6,802 |
| MANUFACTURE OF PAPER, PAPER PRODUCTS AND PRINTING..... | 35,459 | 35,068 | 39,731 | 40,247 | 42,322 |
| Manufacture of paper and paper products..... | 7,758 | 9,705 | 9,881 | 9,863 | 10,648 |
| Publishing and printing services..... | 27,701 | 25,363 | 29,850 | 30,384 | 31,674 |
| MANUFACTURE OF CHEMICALS AND CHEMICAL PRODUCTS..... | 15,749 | 20,278 | 22,710 | 25,423 | 27,883 |
| Manufacture of basic chemicals, except fertilizers and nitrogen compounds..... | 3,012 | 6,631 | 6,639 | 6,770 | 5,315 |
| Manufacture of paints, varnishes and mastics | 2,816 | 2,677 | 3,717 | 3,982 | 4,215 |

WAGES AND SALARIES PAID BY INDUSTRIAL GROUP - PUBLIC AND PRIVATE
1995/1996(1988 E.F.Y) - 1999/2000(1992 E.F.Y)

TABLE 5.5 (Contd..)

(IN '000 BIRR)

| INDUSTRIAL GROUP | WAGES AND SALARIES | | | | |
|--|--------------------|---------|---------|---------|---------|
| | 1988 | 1989 | 1990 | 1991 | 1992 |
| Manufacture of pharmaceuticals, medicinal chemicals and botanical products..... | 3,288 | 3,873 | 4,341 | 7,127 | 9,183 |
| Manufacture of soap and detergents cleaning and polishing, perfumes and toilet preparations..... | 5,784 | 6,335 | 6,346 | 6,592 | 8,280 |
| Manufacture of chemical products n.e.c. | 848 | 763 | 1,667 | 953 | 889 |
| MANUFACTURE OF RUBBER AND PLASTIC PROCDUCTS..... | 13,330 | 18,692 | 20,572 | 22,242 | 24,532 |
| Manufacture of rubber products..... | 6,445 | 9,640 | 10,129 | 10,321 | 11,629 |
| Manufacture of plastic products..... | 6,885 | 9,052 | 10,443 | 11,921 | 12,904 |
| MANUFACTURE OF OTHER NON-METALLIC MINERAL PRODUCTS ... | 31,531 | 36,944 | 36,756 | 41,599 | 48,037 |
| Manufacture of glass and glass products..... | 2,919 | 2,566 | 3,529 | 3,109 | 3,534 |
| Manufacture of structural clay products | 2,213 | 2,288 | 2,296 | 2,218 | 2,284 |
| Manufacture of cement, lime and plaster | 15,394 | 15,595 | 14,892 | 18,088 | 21,305 |
| Manufacture of articles of concrete, cement and plaster | 7,956 | 9,063 | 8,918 | 9,884 | 10,157 |
| Manufacture of non-metallic mineral products n.e.c.. | 3,050 | 7,432 | 7,121 | 8,300 | 10,758 |
| MANUFACTURE OF BASIC IRON AND STEEL..... | 8,346 | 9,223 | 10,591 | 10,586 | 11,788 |
| Manufacture of basic iron and steel..... | 8,346 | 9,223 | 10,591 | 10,586 | 11,788 |
| MANUFACTURE OF FABRICATED METAL PRODUCTS EXCEPT MACHINERY AND EQUIPMENT | 11,928 | 10,991 | 11,989 | 12,133 | 15,460 |
| Manufacture of structural metal products, tanks, reservoirs and containers of metal | 2,285 | 2,331 | 2,171 | 2,341 | 3,568 |
| Manufacture of cutlery, hand tools and general hardware | 3,519 | 2,552 | 2,741 | 2,589 | 2,807 |
| Manufacture of other fabricated metal products | 6,123 | 6,108 | 7,078 | 7,203 | 9,085 |
| MANUFACTURE OF MACHINERY AND EQUIPMENT N.E.C. | 2,300 | 2,540 | 1,424 | 1,720 | 1,216 |
| Manufacture of pumps, compressors, taps and valves.. | 1,007 | 1,053 | - | - | - |
| Manufacture of ovens, furnaces and furnace burners.. | 217 | 176 | 164 | 187 | 174 |
| Manufacture of other general purpose machinery..... | 58 | 239 | 75 | 40 | 36 |
| Manufacture of machinery for food and beverage processing | 475 | 571 | 659 | 964 | 980 |
| Manufacture of accumulators, primary cells and and primary batteries | 543 | 500 | 526 | 529 | 26 |
| MANUFACTURE OF MOTOR VEHICLES | 5,679 | 7,168 | 8,631 | 10,812 | 14,996 |
| Manufacture of bodies for motor vehicles..... | 5,616 | 7,108 | 8,389 | 10,542 | 14,804 |
| Manufacture of parts and accessories for motor vehicles and their engines..... | 63 | 60 | 242 | 270 | 192 |
| MANUFACTURE OF FURNITURE; MANUFACTURING N.E.C. | 10,076 | 14,945 | 20,349 | 21,603 | 21,743 |
| Manufacture of furniture; manufacturing n.e.c..... | 10,076 | 14,945 | 20,349 | 21,603 | 21,743 |
| T O T A L | 457,007 | 489,631 | 510,256 | 551,975 | 601,980 |

GROSS VALUE OF PRODUCTION BY INDUSTRIAL GROUP - PUBLIC AND PRIVATE
1995/1996(1988 E.F.Y) - 1999/2000(1992 E.F.Y)

TABLE 5.6

(IN '000 BIRR)

| INDUSTRIAL GROUP | GROSS VALUE OF PRODUCTION | | | | |
|--|---------------------------|-----------|-----------|-----------|-----------|
| | 1988 | 1989 | 1990 | 1991 | 1992 |
| MANUFACTURE OF FOOD PRODUCTS AND BEVERAGES..... | 2,180,690 | 2,227,632 | 2,532,706 | 2,991,581 | 3,337,178 |
| Production, processing and preserving of meat, fruit and vegetables | 64,345 | 45,502 | 52,735 | 226,630 | 244,716 |
| Manufacture of vegetable and animal oils and fats... | 61,738 | 53,069 | 85,158 | 89,446 | 101,120 |
| Manufacture of dairy products | 10,384 | 11,217 | 12,340 | 12,436 | 13,566 |
| Manufacture of grain mill products | 331,465 | 391,151 | 353,504 | 442,846 | 529,719 |
| Manufacture of prepared animal feeds | 4,011 | 4,074 | 3,919 | 4,315 | 6,544 |
| Manufacture of bakery products | 160,321 | 137,510 | 154,583 | 231,680 | 296,766 |
| Manufacture of sugar and sugar confectionery | 577,466 | 584,258 | 765,417 | 927,516 | 982,298 |
| Manufacture of macaroni and spaghetti..... | 52,620 | 45,918 | 80,034 | 87,070 | 104,060 |
| Manufacture of food products n.e.c. | 54,395 | 78,525 | 102,391 | 46,763 | 54,349 |
| Distilling, rectifying and blending of spirits | 60,849 | 67,134 | 73,330 | 59,354 | 58,803 |
| Manufacture of wines | 30,173 | 21,104 | 18,693 | 16,822 | 18,826 |
| Manufacture of malt liquors and malt | 508,285 | 492,756 | 497,330 | 528,500 | 570,472 |
| Manufacture of soft drinks & production of mineral waters | 264,638 | 295,414 | 333,273 | 318,203 | 355,941 |
| MANUFACTURE OF TOBACCO PRODUCTS | 244,188 | 240,371 | 243,776 | 252,929 | 261,542 |
| Manufacture of tobacco products..... | 244,188 | 240,371 | 243,776 | 252,929 | 261,542 |
| MANUFACTURE OF TEXTILES | 699,239 | 669,276 | 592,081 | 631,850 | 603,331 |
| Spinning, weaving and finishing of textiles | 627,684 | 593,341 | 526,347 | 574,611 | 547,241 |
| Manufacture of cordage, rope, twine and netting | 68,260 | 70,258 | 62,328 | 53,018 | 54,555 |
| Knitting mills | 3,296 | 5,676 | 3,407 | 4,221 | 1,534 |
| MANUFACTURE OF WEARING APPAREL, EXCEPT FUR APPAREL.... | 71,729 | 58,201 | 54,904 | 57,947 | 62,660 |
| Manufacture of wearing apparel except fur apparel... | 71,729 | 58,201 | 54,904 | 57,947 | 62,660 |
| TANNING AND DRESSING OF LEATHER; MANUFACTURE OF FOOTWEAR, LUGGAGE AND HANDBAGS | 634,500 | 648,357 | 652,487 | 565,694 | 591,316 |
| Tanning and dressing of leather, luggage and handbags | 490,895 | 483,364 | 478,300 | 369,471 | 386,173 |
| Manufacture of footwear..... | 143,605 | 164,993 | 174,187 | 196,224 | 205,143 |
| MANUFACTURE OF WOOD AND OF PRODUCTS OF WOOD AND CORK, EXCEPT FURNITURE | 66,595 | 55,174 | 40,954 | 36,502 | 34,282 |
| Manufacture of wood and of products of wood and cork, except furniture..... | 66,595 | 55,174 | 40,954 | 36,502 | 34,282 |
| MANUFACTURE OF PAPER, PAPER PRODUCTS AND PRINTING..... | 291,564 | 263,419 | 291,224 | 288,047 | 344,234 |
| Manufacture of paper and paper products..... | 122,973 | 126,316 | 124,105 | 88,508 | 112,440 |
| Publishing and printing services..... | 168,591 | 137,103 | 167,119 | 199,540 | 231,795 |
| MANUFACTURE OF CHEMICALS AND CHEMICAL PRODUCTS..... | 317,525 | 347,381 | 472,468 | 396,340 | 464,491 |
| Manufacture of basic chemicals, except fertilizers and nitrogen compounds..... | 5,829 | 29,688 | 32,101 | 31,368 | 26,025 |
| Manufacture of paints, varnishes and mastics | 80,373 | 87,312 | 103,616 | 108,676 | 119,372 |

GROSS VALUE OF PRODUCTION BY INDUSTRIAL GROUP - PUBLIC AND PRIVATE
1995/1996(1988 E.F.Y) - 1999/2000(1992 E.F.Y)

TABLE 5.6 (Contd..)

(IN '000 BIRR)

| INDUSTRIAL GROUP | GROSS VALUE OF PRODUCTION | | | | |
|--|---------------------------|-----------|-----------|-----------|-----------|
| | 1988 | 1989 | 1990 | 1991 | 1992 |
| Manufacture of pharmaceuticals, medicinal chemicals and botanical products..... | 59,345 | 103,623 | 188,277 | 112,450 | 117,053 |
| Manufacture of soap and detergents cleaning and polishing, perfumes and toilet preparations..... | 161,754 | 106,631 | 128,998 | 128,406 | 188,224 |
| Manufacture of chemical products n.e.c. | 10,225 | 20,127 | 19,476 | 15,440 | 13,818 |
| MANUFACTURE OF RUBBER AND PLASTIC PRODUCTS..... | 186,260 | 298,285 | 314,128 | 340,870 | 380,583 |
| Manufacture of rubber products..... | 90,938 | 143,398 | 161,080 | 154,936 | 195,527 |
| Manufacture of plastic products..... | 95,323 | 154,887 | 153,048 | 185,934 | 185,056 |
| MANUFACTURE OF OTHER NON-METALLIC MINERAL PRODUCTS ... | 419,673 | 544,208 | 550,963 | 567,810 | 599,285 |
| Manufacture of glass and glass products..... | 22,841 | 19,543 | 32,412 | 26,182 | 23,522 |
| Manufacture of structural clay products | 8,662 | 11,643 | 12,344 | 12,130 | 12,385 |
| Manufacture of cement, lime and plaster | 276,798 | 358,920 | 377,108 | 383,112 | 406,813 |
| Manufacture of articles of concrete, cement and plaster | 78,157 | 58,034 | 55,119 | 75,709 | 73,990 |
| Manufacture of non-metallic mineral products n.e.c.. | 33,214 | 96,067 | 73,980 | 70,676 | 82,575 |
| MANUFACTURE OF BASIC IRON AND STEEL..... | 282,160 | 303,555 | 285,751 | 210,631 | 235,494 |
| Manufacture of basic iron and steel..... | 282,160 | 303,555 | 285,751 | 210,631 | 235,494 |
| MANUFACTURE OF FABRICATED METAL PRODUCTS EXCEPT MACHINERY AND EQUIPMENT | 111,147 | 102,153 | 81,417 | 87,468 | 116,106 |
| Manufacture of structural metal products, tanks, reservoirs and containers of metal | 19,067 | 14,129 | 13,085 | 16,246 | 24,523 |
| Manufacture of cutlery, hand tools and general hardware | 26,126 | 20,560 | 13,400 | 15,427 | 15,561 |
| Manufacture of other fabricated metal products | 65,955 | 67,464 | 54,932 | 55,795 | 76,021 |
| MANUFACTURE OF MACHINERY AND EQUIPMENT N.E.C. | 9,934 | 10,335 | 7,138 | 6,530 | 6,121 |
| Manufacture of pumps, compressors, taps and valves.. | 3,756 | 5,030 | - | - | - |
| Manufacture of ovens, furnaces and furnace burners.. | 2,383 | 1,774 | 923 | 1,106 | 1,345 |
| Manufacture of other general purpose machinery..... | 497 | 893 | 324 | 98 | 205 |
| Manufacture of machinery for food and beverage processing | 1,675 | 2,342 | 5,079 | 4,521 | 4,419 |
| Manufacture of accumulators, primary cells and and primary batteries | 1,624 | 297 | 811 | 805 | 151 |
| MANUFACTURE OF MOTOR VEHICLES | 217,872 | 134,954 | 155,871 | 720,106 | 965,004 |
| Manufacture of bodies for motor vehicles..... | 217,747 | 134,653 | 154,874 | 716,558 | 962,153 |
| Manufacture of parts and accessories for motor vehicles and their engines..... | 125 | 301 | 997 | 3,548 | 2,851 |
| MANUFACTURE OF FURNITURE; MANUFACTURING N.E.C. | 66,026 | 92,898 | 117,337 | 118,023 | 127,430 |
| Manufacture of furniture; manufacturing n.e.c..... | 66,026 | 92,898 | 117,337 | 118,023 | 127,430 |
| T O T A L | 5,799,104 | 5,996,199 | 6,393,206 | 7,272,328 | 8,129,056 |

CENSUS VALUE ADDED (AT MARKET PRICE) BY INDUSTRIAL GROUP - PUBLIC AND PRIVATE
1995/1996(1988 E.F.Y) - 1999/2000(1992 E.F.Y)

TABLE 5.7

(IN '000 BIRR)

| INDUSTRIAL GROUP | CENSUS VALUE ADDED (AT MARKET PRICE) | | | | |
|--|--------------------------------------|-----------|-----------|-----------|-----------|
| | 1988 | 1989 | 1990 | 1991 | 1992 |
| MANUFACTURE OF FOOD PRODUCTS AND BEVERAGES..... | 1,307,278 | 1,331,997 | 1,516,340 | 1,718,746 | 1,896,800 |
| Production, processing and preserving of meat, fruit and vegetables | 25,395 | 20,026 | 26,967 | 108,668 | 119,814 |
| Manufacture of vegetable and animal oils and fats... | 22,193 | 14,754 | 17,905 | 25,910 | 25,138 |
| Manufacture of dairy products | 1,801 | 4,752 | 5,872 | 5,998 | 6,367 |
| Manufacture of grain mill products | 81,155 | 97,551 | 64,634 | 76,503 | 101,019 |
| Manufacture of prepared animal feeds | 1,736 | 1,819 | 1,667 | 2,133 | 2,461 |
| Manufacture of bakery products | 47,541 | 40,007 | 43,828 | 72,927 | 93,345 |
| Manufacture of sugar and sugar confectionery | 459,320 | 463,595 | 629,328 | 713,822 | 772,249 |
| Manufacture of macaroni and spaghetti..... | 25,987 | 23,467 | 45,460 | 28,874 | 38,698 |
| Manufacture of food products n.e.c. | 22,939 | 35,563 | 40,416 | 21,746 | 20,735 |
| Distilling, rectifying and blending of spirits | 43,038 | 51,566 | 48,165 | 50,218 | 49,359 |
| Manufacture of wines | 20,049 | 13,960 | 12,763 | 11,767 | 13,924 |
| Manufacture of malt liquors and malt | 379,732 | 369,709 | 362,582 | 386,327 | 408,830 |
| Manufacture of soft drinks & production of mineral waters | 176,391 | 195,228 | 216,753 | 213,854 | 244,861 |
| MANUFACTURE OF TOBACCO PRODUCTS | 120,085 | 181,541 | 177,383 | 176,351 | 180,747 |
| Manufacture of tobacco products..... | 120,085 | 181,541 | 177,383 | 176,351 | 180,747 |
| MANUFACTURE OF TEXTILES | 267,434 | 240,384 | 215,421 | 229,346 | 237,042 |
| Spinning, weaving and finishing of textiles | 234,944 | 206,932 | 181,311 | 198,081 | 208,541 |
| Manufacture of cordage, rope, twine and netting | 31,435 | 31,332 | 32,666 | 29,459 | 27,690 |
| Knitting mills | 1,055 | 2,119 | 1,444 | 1,806 | 812 |
| MANUFACTURE OF WEARING APPAREL, EXCEPT FUR APPAREL.... | 32,738 | 24,586 | 18,427 | 22,979 | 27,714 |
| Manufacture of wearing apparel except fur apparel... | 32,738 | 24,586 | 18,427 | 22,979 | 27,714 |
| TANNING AND DRESSING OF LEATHER; MANUFACTURE OF FOOTWEAR, LUGGAGE AND HANDBAGS | 203,335 | 248,865 | 167,355 | 218,394 | 180,879 |
| Tanning and dressing of leather, luggage and handbags | 145,211 | 181,730 | 100,373 | 142,749 | 107,032 |
| Manufacture of footwear..... | 58,124 | 67,134 | 66,982 | 75,645 | 73,847 |
| MANUFACTURE OF WOOD AND OF PRODUCTS OF WOOD AND CORK, EXCEPT FURNITURE | 44,133 | 34,523 | 24,503 | 20,588 | 20,057 |
| Manufacture of wood and of products of wood and cork, except furniture..... | 44,133 | 34,523 | 24,503 | 20,588 | 20,057 |
| MANUFACTURE OF PAPER, PAPER PRODUCTS AND PRINTING..... | 145,225 | 128,471 | 138,796 | 135,199 | 171,170 |
| Manufacture of paper and paper products..... | 46,229 | 55,713 | 47,290 | 29,590 | 47,493 |
| Publishing and printing services..... | 98,995 | 72,758 | 91,506 | 105,609 | 123,677 |
| MANUFACTURE OF CHEMICALS AND CHEMICAL PRODUCTS..... | 103,345 | 135,990 | 219,672 | 141,861 | 180,867 |
| Manufacture of basic chemicals, except fertilizers and nitrogen compounds..... | -4,572 | 13,578 | 17,019 | 18,165 | 15,736 |
| Manufacture of paints, varnishes and mastics | 28,814 | 34,953 | 44,293 | 39,807 | 44,309 |

CENSUS VALUE ADDED (AT MARKET PRICE) BY INDUSTRIAL GROUP - PUBLIC AND PRIVATE
1995/1996(1988 E.F.Y) - 1999/2000(1992 E.F.Y)

TABLE 5.7 (Contd..)

(IN '000 BIRR)

| INDUSTRIAL GROUP | CENSUS VALUE ADDED (AT MARKET PRICE) | | | | |
|--|--------------------------------------|-----------|-----------|-----------|-----------|
| | 1988 | 1989 | 1990 | 1991 | 1992 |
| Manufacture of pharmaceuticals, medicinal chemicals and botanical products..... | 20,567 | 43,892 | 106,342 | 36,265 | 50,651 |
| Manufacture of soap and detergents cleaning and polishing, perfumes and toilet preparations..... | 52,553 | 37,137 | 45,619 | 41,406 | 64,627 |
| Manufacture of chemical products n.e.c. | 5,983 | 6,431 | 6,400 | 6,217 | 5,544 |
| MANUFACTURE OF RUBBER AND PLASTIC PROCDUCTS..... | 70,585 | 124,296 | 126,576 | 158,017 | 171,515 |
| Manufacture of rubber products..... | 33,368 | 54,639 | 64,045 | 77,403 | 95,393 |
| Manufacture of plastic products..... | 37,217 | 69,657 | 62,532 | 80,615 | 76,122 |
| MANUFACTURE OF OTHER NON-METALLIC MINERAL PRODUCTS ... | 206,594 | 280,282 | 281,269 | 273,074 | 301,200 |
| Manufacture of glass and glass products..... | 14,565 | 13,994 | 23,118 | 17,026 | 16,233 |
| Manufacture of structural clay products | 5,668 | 6,880 | 6,516 | 6,337 | 6,519 |
| Manufacture of cement, lime and plaster | 131,926 | 175,866 | 186,183 | 177,331 | 199,116 |
| Manufacture of articles of concrete, cement and plaster | 36,891 | 32,988 | 30,087 | 36,356 | 34,913 |
| Manufacture of non-metallic mineral products n.e.c.. | 17,544 | 50,554 | 35,365 | 36,025 | 44,419 |
| MANUFACTURE OF BASIC IRON AND STEEL..... | 82,096 | 92,345 | 81,607 | 65,558 | 79,760 |
| Manufacture of basic iron and steel..... | 82,096 | 92,345 | 81,607 | 65,558 | 79,760 |
| MANUFACTURE OF FABRICATED METAL PRODUCTS EXCEPT MACHINERY AND EQUIPMENT | 52,270 | 47,657 | 37,338 | 42,156 | 52,685 |
| Manufacture of structural metal products, tanks, reservoirs and containers of metal | 8,341 | 6,870 | 5,246 | 6,603 | 10,304 |
| Manufacture of cutlery, hand tools and general hardware | 13,481 | 8,110 | 6,404 | 6,414 | 6,305 |
| Manufacture of other fabricated metal products | 30,449 | 32,678 | 25,687 | 29,139 | 36,076 |
| MANUFACTURE OF MACHINERY AND EQUIPMENT N.E.C. | 5,278 | 6,024 | 3,409 | 3,150 | 2,914 |
| Manufacture of pumps, compressors, taps and valves.. | 2,026 | 3,259 | - | - | - |
| Manufacture of ovens, furnaces and furnace burners.. | 1,068 | 1,032 | 441 | 438 | 641 |
| Manufacture of other general purpose machinery..... | 277 | 587 | 167 | 62 | 87 |
| Manufacture of machinery for food and beverage processing | 1,321 | 1,155 | 2,433 | 2,285 | 2,107 |
| Manufacture of accumulators, primary cells and and primary battries | 586 | -10 | 368 | 365 | 79 |
| MANUFACTURE OF MOTOR VEHICLES | 49,125 | 41,867 | 34,011 | 128,858 | 265,749 |
| Manufacture of bodies for motor vehicles..... | 49,018 | 41,665 | 33,498 | 125,779 | 263,390 |
| Manufacture of parts and accessories for motor vehicles and their engines..... | 107 | 202 | 513 | 3,080 | 2,358 |
| MANUFACTURE OF FURNITURE; MANUFACTURING N.E.C. | 33,293 | 48,075 | 61,864 | 58,167 | 61,323 |
| Manufacture of furniture; manufacturing n.e.c..... | 33,293 | 48,075 | 61,864 | 58,167 | 61,323 |
| T O T A L | 2,722,813 | 2,966,902 | 3,103,970 | 3,392,445 | 3,830,422 |

CENSUS VALUE ADDED (AT FACTOR COST) BY INDUSTRIAL GROUP - PUBLIC AND PRIVATE
1995/1996(1988 E.F.Y) - 1999/2000(1992 E.F.Y)

TABLE 5.8

(IN '000 BIRR)

| INDUSTRIAL GROUP | CENSUS VALUE ADDED (AT FACTOR COST) | | | | |
|--|-------------------------------------|---------|---------|-----------|-----------|
| | 1988 | 1989 | 1990 | 1991 | 1992 |
| MANUFACTURE OF FOOD PRODUCTS AND BEVERAGES..... | 758,282 | 799,040 | 675,490 | 1,150,186 | 1,323,604 |
| Production, processing and preserving of meat, fruit and vegetables | 19,441 | 15,519 | 22,684 | 87,014 | 101,394 |
| Manufacture of vegetable and animal oils and fats... | 18,345 | 10,024 | 12,254 | 18,291 | 18,353 |
| Manufacture of dairy products | 1,311 | 4,239 | 5,290 | 5,278 | 5,824 |
| Manufacture of grain mill products | 65,665 | 75,287 | 50,350 | 56,784 | 78,321 |
| Manufacture of prepared animal feeds | 1,459 | 1,651 | 1,485 | 1,935 | 2,161 |
| Manufacture of bakery products | 39,099 | 32,886 | 36,688 | 62,148 | 76,826 |
| Manufacture of sugar and sugar confectionery | 324,967 | 349,741 | 219,074 | 581,846 | 584,484 |
| Manufacture of macaroni and spaghetti..... | 21,529 | 20,644 | 37,931 | 20,342 | 29,475 |
| Manufacture of food products n.e.c. | 20,509 | 33,833 | 34,469 | 19,194 | 18,756 |
| Distilling, rectifying and blending of spirits | 16,725 | 26,154 | 26,700 | 28,543 | 26,005 |
| Manufacture of wines | 10,747 | 7,338 | 7,209 | 8,376 | 9,401 |
| Manufacture of malt liquors and malt | 145,013 | 132,657 | 127,603 | 150,983 | 249,145 |
| Manufacture of soft drinks & production of mineral waters | 73,471 | 89,067 | 93,752 | 109,453 | 123,458 |
| MANUFACTURE OF TOBACCO PRODUCTS | 82,574 | 71,714 | 103,103 | 152,396 | 160,949 |
| Manufacture of tobacco products..... | 82,574 | 71,714 | 103,103 | 152,396 | 160,949 |
| MANUFACTURE OF TEXTILES | 183,751 | 171,668 | 149,408 | 151,265 | 163,193 |
| Spinning, weaving and finishing of textiles | 158,379 | 145,484 | 121,749 | 125,944 | 140,137 |
| Manufacture of cordage, rope, twine and netting | 24,391 | 24,449 | 26,405 | 23,815 | 22,374 |
| Knitting mills | 981 | 1,735 | 1,254 | 1,506 | 681 |
| MANUFACTURE OF WEARING APPAREL, EXCEPT FUR APPAREL.... | 20,161 | 20,288 | 13,431 | 18,673 | 21,593 |
| Manufacture of wearing apparel except fur apparel... | 20,161 | 20,288 | 13,431 | 18,673 | 21,593 |
| TANNING AND DRESSING OF LEATHER; MANUFACTURE OF FOOTWEAR, LUGGAGE AND HANDBAGS | 171,566 | 213,201 | 140,404 | 177,500 | 143,639 |
| Tanning and dressing of leather, luggage and handbags | 127,442 | 161,897 | 89,309 | 121,214 | 91,111 |
| Manufacture of footwear..... | 44,125 | 51,304 | 51,095 | 56,286 | 52,528 |
| MANUFACTURE OF WOOD AND OF PRODUCTS OF WOOD AND CORK, EXCEPT FURNITURE | 37,860 | 30,014 | 20,950 | 17,262 | 16,300 |
| Manufacture of wood and of products of wood and cork, except furniture..... | 37,860 | 30,014 | 20,950 | 17,262 | 16,300 |
| MANUFACTURE OF PAPER, PAPER PRODUCTS AND PRINTING..... | 128,999 | 107,757 | 123,150 | 124,522 | 149,400 |
| Manufacture of paper and paper products..... | 35,838 | 42,167 | 38,554 | 26,615 | 35,999 |
| Publishing and printing services..... | 93,160 | 65,590 | 84,596 | 97,906 | 113,401 |
| MANUFACTURE OF CHEMICALS AND CHEMICAL PRODUCTS..... | 76,371 | 108,103 | 186,275 | 109,490 | 138,810 |
| Manufacture of basic chemicals, except fertilizers and nitrogen compounds..... | -5,091 | 10,763 | 13,858 | 14,163 | 13,707 |
| Manufacture of paints, varnishes and mastics | 20,322 | 25,696 | 33,637 | 29,849 | 31,739 |

CENSUS VALUE ADDED (AT FACTOR COST) BY INDUSTRIAL GROUP - PUBLIC AND PRIVATE
1995/1996(1988 E.F.Y) - 1999/2000(1992 E.F.Y)

TABLE 5.8 (Contd..)

(IN '000 BIRR)

| INDUSTRIAL GROUP | CENSUS VALUE ADDED (AT FACTOR COST) | | | | |
|--|-------------------------------------|-----------|-----------|-----------|-----------|
| | 1988 | 1989 | 1990 | 1991 | 1992 |
| Manufacture of pharmaceuticals, medicinal chemicals and botanical products..... | 17,727 | 39,278 | 100,845 | 31,037 | 45,552 |
| Manufacture of soap and detergents cleaning and polishing, perfumes and toilet preparations..... | 38,566 | 27,446 | 33,557 | 29,590 | 43,409 |
| Manufacture of chemical products n.e.c. | 4,848 | 4,920 | 4,378 | 4,852 | 4,404 |
| MANUFACTURE OF RUBBER AND PLASTIC PRODUCTS..... | 60,376 | 106,105 | 94,956 | 118,597 | 127,572 |
| Manufacture of rubber products..... | 32,966 | 50,326 | 47,495 | 58,866 | 74,543 |
| Manufacture of plastic products..... | 27,410 | 55,779 | 47,461 | 59,732 | 53,029 |
| MANUFACTURE OF OTHER NON-METALLIC MINERAL PRODUCTS ... | 174,511 | 224,327 | 226,258 | 222,221 | 237,615 |
| Manufacture of glass and glass products..... | 12,270 | 12,058 | 20,140 | 14,926 | 14,028 |
| Manufacture of structural clay products | 4,802 | 5,752 | 5,369 | 5,203 | 5,357 |
| Manufacture of cement, lime and plaster | 108,064 | 135,975 | 145,411 | 136,637 | 153,348 |
| Manufacture of articles of concrete, cement and plaster | 34,153 | 29,695 | 27,129 | 33,094 | 29,062 |
| Manufacture of non-metallic mineral products n.e.c.. | 15,223 | 40,848 | 28,209 | 32,360 | 35,821 |
| MANUFACTURE OF BASIC IRON AND STEEL..... | 55,788 | 63,993 | 49,405 | 41,793 | 53,790 |
| Manufacture of basic iron and steel..... | 55,788 | 63,993 | 49,405 | 41,793 | 53,790 |
| MANUFACTURE OF FABRICATED METAL PRODUCTS EXCEPT MACHINERY AND EQUIPMENT | 41,752 | 37,157 | 30,163 | 33,594 | 41,183 |
| Manufacture of structural metal products, tanks, reservoirs and containers of metal | 6,609 | 6,196 | 4,595 | 5,075 | 7,841 |
| Manufacture of cutlery, hand tools and general hardware | 11,167 | 5,985 | 5,237 | 5,212 | 4,717 |
| Manufacture of other fabricated metal products | 23,976 | 24,975 | 20,331 | 23,306 | 28,626 |
| MANUFACTURE OF MACHINERY AND EQUIPMENT N.E.C. | 4,587 | 5,265 | 2,968 | 2,769 | 2,545 |
| Manufacture of pumps, compressors, taps and valves.. | 1,712 | 2,867 | - | - | - |
| Manufacture of ovens, furnaces and furnace burners.. | 939 | 952 | 384 | 361 | 530 |
| Manufacture of other general purpose machinery..... | 250 | 516 | 141 | 52 | 73 |
| Manufacture of machinery for food and beverage processing | 1,260 | 1,030 | 2,178 | 2,077 | 1,878 |
| Manufacture of accumulators, primary cells and and primary batteries | 427 | -100 | 265 | 279 | 64 |
| MANUFACTURE OF MOTOR VEHICLES | 46,115 | 38,984 | 28,629 | 119,602 | 243,084 |
| Manufacture of bodies for motor vehicles..... | 46,007 | 38,795 | 28,125 | 116,527 | 240,904 |
| Manufacture of parts and accessories for motor vehicles and their engines..... | 107 | 189 | 504 | 3,076 | 2,181 |
| MANUFACTURE OF FURNITURE; MANUFACTURING N.E.C. | 28,935 | 40,993 | 52,685 | 49,037 | 51,919 |
| Manufacture of furniture; manufacturing n.e.c..... | 28,935 | 40,993 | 52,685 | 49,037 | 51,919 |
| T O T A L | 1,871,628 | 2,038,611 | 1,897,276 | 2,488,908 | 2,875,197 |

VALUE ADDED IN THE NATIONAL ACCOUNT CONCEPT (AT MARKET PRICE) BY INDUSTRIAL GROUP - PUBLIC AND PRIVATE
1995/1996(1988 E.F.Y) - 1999/2000(1992 E.F.Y)

TABLE 5.9

(IN '000 BIRR)

| INDUSTRIAL GROUP | VALUE ADDED IN THE NATIONAL ACCOUNT CONCEPT (AT MARKET PRICE) | | | | |
|---|--|-----------|-----------|-----------|-----------|
| | 1988 | 1989 | 1990 | 1991 | 1992 |
| MANUFACTURE OF FOOD PRODUCTS AND BEVERAGES..... | 1,204,926 | 1,195,686 | 1,366,705 | 1,493,901 | 1,599,752 |
| Production, processing and preserving of meat, fruit and vegetables | 19,109 | 15,916 | 20,561 | 96,387 | 104,998 |
| Manufacture of vegetable and animal oils and fats... | 18,716 | 11,846 | 9,584 | 19,942 | 19,288 |
| Manufacture of dairy products | 880 | 3,839 | 4,686 | 4,072 | 5,206 |
| Manufacture of grain mill products | 71,698 | 77,185 | 46,579 | 60,816 | 81,754 |
| Manufacture of prepared animal feeds | 1,347 | 1,270 | 1,075 | 1,435 | 1,581 |
| Manufacture of bakery products | 42,353 | 35,663 | 39,231 | 65,092 | 82,358 |
| Manufacture of sugar and sugar confectionery | 440,762 | 441,533 | 612,187 | 671,029 | 691,914 |
| Manufacture of macaroni and spaghetti..... | 24,552 | 22,214 | 42,379 | 26,515 | 35,621 |
| Manufacture of food products n.e.c. | 18,541 | 30,853 | 31,592 | 17,639 | 18,181 |
| Distilling, rectifying and blending of spirits | 40,132 | 46,395 | 42,894 | 45,401 | 39,878 |
| Manufacture of wines | 17,497 | 11,438 | 10,813 | 9,151 | 10,266 |
| Manufacture of malt liquors and malt | 355,200 | 345,584 | 340,388 | 310,984 | 329,943 |
| Manufacture of soft drinks & production of mineral waters | 154,138 | 151,953 | 164,735 | 165,438 | 178,766 |
| MANUFACTURE OF TOBACCO PRODUCTS | 114,518 | 174,777 | 173,665 | 159,097 | 173,453 |
| Manufacture of tobacco products..... | 114,518 | 174,777 | 173,665 | 159,097 | 173,453 |
| MANUFACTURE OF TEXTILES | 240,319 | 208,815 | 190,033 | 197,646 | 206,988 |
| Spinning, weaving and finishing of textiles | 212,238 | 177,858 | 159,542 | 170,118 | 180,976 |
| Manufacture of cordage, rope, twine and netting | 27,224 | 29,127 | 29,349 | 25,899 | 25,335 |
| Knitting mills | 857 | 1,831 | 1,142 | 1,628 | 677 |
| MANUFACTURE OF WEARING APPAREL, EXCEPT FUR APPAREL.... | 27,748 | 19,450 | 11,826 | 16,579 | 21,085 |
| Manufacture of wearing apparel except fur apparel... | 27,748 | 19,450 | 11,826 | 16,579 | 21,085 |
| TANNING AND DRESSING OF LEATHER; MANUFACTURE OF FOOTWEAR, LUGGAGE AND HANDBAGS | 177,551 | 213,468 | 135,398 | 182,338 | 140,689 |
| Tanning and dressing of leather, luggage and handbags | 124,335 | 152,843 | 74,984 | 114,957 | 76,258 |
| Manufacture of footwear..... | 53,216 | 60,625 | 60,414 | 67,381 | 64,431 |
| MANUFACTURE OF WOOD AND OF PRODUCTS OF WOOD AND CORK, EXCEPT FURNITURE | 38,402 | 30,001 | 20,807 | 17,321 | 16,330 |
| Manufacture of wood and of products of wood and cork, except furniture..... | 38,402 | 30,001 | 20,807 | 17,321 | 16,330 |
| MANUFACTURE OF PAPER, PAPER PRODUCTS AND PRINTING..... | 122,188 | 114,819 | 124,475 | 118,353 | 154,368 |
| Manufacture of paper and paper products..... | 37,814 | 51,270 | 42,688 | 23,852 | 42,942 |
| Publishing and printing services..... | 84,374 | 63,548 | 81,787 | 94,502 | 111,427 |
| MANUFACTURE OF CHEMICALS AND CHEMICAL PRODUCTS..... | 77,717 | 109,627 | 186,373 | 106,765 | 159,611 |
| Manufacture of basic chemicals, except fertilizers and nitrogen compounds..... | -19,105 | -1,884 | 736 | 7,263 | 12,643 |
| Manufacture of paints, varnishes and mastics | 25,715 | 32,140 | 40,036 | 36,398 | 40,639 |

VALUE ADDED IN THE NATIONAL ACCOUNT CONCEPT (AT MARKET PRICE) BY INDUSTRIAL GROUP - PUBLIC AND PRIVATE
1995/1996(1988 E.F.Y) - 1999/2000(1992 E.F.Y)

TABLE 5.9 (Contd..)

(IN '000 BIRR)

| INDUSTRIAL GROUP | VALUE ADDED IN THE NATIONAL ACCOUNT CONCEPT (AT MARKET PRICE) | | | | |
|--|--|-----------|-----------|-----------|-----------|
| | 1988 | 1989 | 1990 | 1991 | 1992 |
| Manufacture of pharmaceuticals, medicinal chemicals and botanical products..... | 17,917 | 42,113 | 103,325 | 28,005 | 44,791 |
| Manufacture of soap and detergents cleaning and polishing, perfumes and toilet preparations..... | 48,834 | 31,832 | 37,428 | 29,602 | 56,875 |
| Manufacture of chemical products n.e.c. | 4,356 | 5,427 | 4,847 | 5,497 | 4,664 |
| MANUFACTURE OF RUBBER AND PLASTIC PRODUCTS..... | 63,112 | 94,291 | 110,470 | 135,686 | 147,090 |
| Manufacture of rubber products..... | 28,944 | 30,445 | 55,486 | 64,434 | 80,579 |
| Manufacture of plastic products..... | 34,168 | 63,846 | 54,985 | 71,252 | 66,511 |
| MANUFACTURE OF OTHER NON-METALLIC MINERAL PRODUCTS ... | 183,398 | 242,903 | 242,159 | 223,823 | 266,773 |
| Manufacture of glass and glass products..... | 12,757 | 12,732 | 17,464 | 15,061 | 11,533 |
| Manufacture of structural clay products | 4,814 | 5,678 | 5,141 | 4,994 | 5,142 |
| Manufacture of cement, lime and plaster | 119,665 | 157,263 | 170,751 | 154,865 | 188,741 |
| Manufacture of articles of concrete, cement and plaster | 30,828 | 26,349 | 23,664 | 28,364 | 30,129 |
| Manufacture of non-metallic mineral products n.e.c.. | 15,334 | 40,880 | 25,139 | 20,540 | 31,228 |
| MANUFACTURE OF BASIC IRON AND STEEL..... | 78,591 | 87,521 | 74,895 | 58,561 | 74,491 |
| Manufacture of basic iron and steel..... | 78,591 | 87,521 | 74,895 | 58,561 | 74,491 |
| MANUFACTURE OF FABRICATED METAL PRODUCTS EXCEPT MACHINERY AND EQUIPMENT | 42,683 | 41,519 | 29,305 | 34,543 | 44,145 |
| Manufacture of structural metal products, tanks, reservoirs and containers of metal | 7,229 | 6,074 | 3,528 | 5,372 | 8,730 |
| Manufacture of cutlery, hand tools and general hardware | 9,842 | 7,164 | 5,170 | 5,029 | 4,990 |
| Manufacture of other fabricated metal products | 25,612 | 28,281 | 20,607 | 24,142 | 30,426 |
| MANUFACTURE OF MACHINERY AND EQUIPMENT N.E.C. | 4,335 | 4,683 | 2,787 | 2,525 | 2,518 |
| Manufacture of pumps, compressors, taps and valves.. | 1,470 | 2,582 | - | - | - |
| Manufacture of ovens, furnaces and furnace burners.. | 997 | 812 | 358 | 388 | 512 |
| Manufacture of other general purpose machinery..... | 241 | 486 | 136 | 58 | 82 |
| Manufacture of machinery for food and beverage processing | 1,253 | 943 | 2,087 | 1,876 | 1,869 |
| Manufacture of accumulators, primary cells and and primary batteries | 375 | -140 | 206 | 203 | 55 |
| MANUFACTURE OF MOTOR VEHICLES | 40,497 | 31,452 | 20,032 | 91,967 | -226,257 |
| Manufacture of bodies for motor vehicles..... | 40,404 | 31,275 | 19,605 | 89,075 | 224,010 |
| Manufacture of parts and accessories for motor vehicles and their engines..... | 93 | 177 | 426 | 2,891 | 2,248 |
| MANUFACTURE OF FURNITURE; MANUFACTURING N.E.C. | 29,039 | 41,151 | 52,798 | 47,370 | 49,755 |
| Manufacture of furniture; manufacturing n.e.c..... | 29,039 | 41,151 | 52,798 | 47,370 | 49,755 |
| T O T A L | 2,445,024 | 2,610,162 | 2,741,728 | 2,886,474 | 3,283,306 |

VALUE ADDED IN THE NATIONAL ACCOUNT CONCEPT (AT FACTOR COST) BY INDUSTRIAL GROUP - PUBLIC AND PRIVATE
1995/1996(1988 E.F.Y) - 1999/2000(1992 E.F.Y)

TABLE 5.10

(IN '000 BIRR)

| INDUSTRIAL GROUP | VALUE ADDED IN THE NATIONAL ACCOUNT CONCEPT (AT FACTOR COST) | | | | |
|---|---|---------|---------|---------|-----------|
| | 1988 | 1989 | 1990 | 1991 | 1992 |
| MANUFACTURE OF FOOD PRODUCTS AND BEVERAGES..... | 655,930 | 662,729 | 525,856 | 925,341 | 1,026,556 |
| Production, processing and preserving of meat, fruit and vegetables | 13,155 | 11,409 | 16,277 | 74,733 | 86,578 |
| Manufacture of vegetable and animal oils and fats... | 14,868 | 7,116 | 3,934 | 12,323 | 12,503 |
| Manufacture of dairy products | 390 | 3,325 | 4,105 | 3,352 | 4,663 |
| Manufacture of grain mill products | 56,208 | 54,922 | 32,295 | 41,098 | 59,055 |
| Manufacture of prepared animal feeds | 1,070 | 1,102 | 893 | 1,236 | 1,282 |
| Manufacture of bakery products | 33,911 | 28,542 | 32,090 | 54,314 | 65,840 |
| Manufacture of sugar and sugar confectionery | 306,409 | 327,679 | 201,934 | 539,053 | 504,148 |
| Manufacture of macaroni and spaghetti..... | 20,094 | 19,391 | 34,850 | 17,983 | 26,398 |
| Manufacture of food products n.e.c. | 16,111 | 29,122 | 25,645 | 15,087 | 16,202 |
| Distilling, rectifying and blending of spirits | 13,819 | 20,983 | 21,429 | 23,726 | 16,524 |
| Manufacture of wines | 8,196 | 4,816 | 5,260 | 5,760 | 5,742 |
| Manufacture of malt liquors and malt | 120,482 | 108,532 | 105,409 | 75,639 | 170,258 |
| Manufacture of soft drinks & production of mineral waters | 51,218 | 45,792 | 41,734 | 61,037 | 57,363 |
| MANUFACTURE OF TOBACCO PRODUCTS | 77,008 | 64,950 | 99,384 | 135,141 | 153,655 |
| Manufacture of tobacco products..... | 77,008 | 64,950 | 99,384 | 135,141 | 153,655 |
| MANUFACTURE OF TEXTILES | 156,636 | 140,099 | 124,020 | 119,565 | 133,139 |
| Spinning, weaving and finishing of textiles | 135,673 | 116,409 | 99,980 | 97,981 | 112,572 |
| Manufacture of cordage, rope, twine and netting | 20,180 | 22,243 | 23,088 | 20,255 | 20,020 |
| Knitting mills | 783 | 1,447 | 952 | 1,329 | 547 |
| MANUFACTURE OF WEARING APPAREL, EXCEPT FUR APPAREL.... | 15,170 | 15,153 | 6,830 | 12,273 | 14,964 |
| Manufacture of wearing apparel except fur apparel.... | 15,170 | 15,153 | 6,830 | 12,273 | 14,964 |
| TANNING AND DRESSING OF LEATHER; MANUFACTURE OF FOOTWEAR, LUGGAGE AND HANDBAGS | 145,782 | 177,804 | 108,447 | 141,443 | 103,450 |
| Tanning and dressing of leather,luggage and handbags | 106,565 | 133,010 | 63,920 | 93,421 | 60,338 |
| Manufacture of footwear..... | 39,217 | 44,794 | 44,527 | 48,023 | 43,112 |
| MANUFACTURE OF WOOD AND OF PRODUCTS OF WOOD AND CORK, EXCEPT FURNITURE | 32,130 | 25,492 | 17,254 | 13,995 | 12,573 |
| Manufacture of wood and of products of wood and cork, except furniture..... | 32,130 | 25,492 | 17,254 | 13,995 | 12,573 |
| MANUFACTURE OF PAPER, PAPER PRODUCTS AND PRINTING..... | 105,962 | 94,105 | 108,829 | 107,676 | 132,598 |
| Manufacture of paper and paper products..... | 27,424 | 37,725 | 33,951 | 20,878 | 31,447 |
| Publishing and printing services..... | 78,539 | 56,380 | 74,878 | 86,799 | 101,151 |
| MANUFACTURE OF CHEMICALS AND CHEMICAL PRODUCTS..... | 50,743 | 81,740 | 152,976 | 74,394 | 117,554 |
| Manufacture of basic chemicals, except fertilizers and nitrogen compounds..... | -19,623 | -4,699 | -2,425 | 3,261 | 10,614 |
| Manufacture of paints, varnishes and mastics | 17,224 | 22,882 | 29,381 | 26,439 | 28,068 |

VALUE ADDED IN THE NATIONAL ACCOUNT CONCEPT (AT FACTOR COST) BY INDUSTRIAL GROUP - PUBLIC AND PRIVATE
1995/1996(1988 E.F.Y) - 1999/2000(1992 E.F.Y)

TABLE 5.10 (Contd..)

(IN '000 BIRR)

| INDUSTRIAL GROUP | VALUE ADDED IN THE NATIONAL ACCOUNT CONCEPT (AT FACTOR COST) | | | | |
|--|---|-----------|-----------|-----------|-----------|
| | 1988 | 1989 | 1990 | 1991 | 1992 |
| Manufacture of pharmaceuticals, medicinal chemicals and botanical products..... | 15,076 | 37,500 | 97,829 | 22,777 | 39,692 |
| Manufacture of soap and detergents cleaning and polishing, perfumes and toilet preparations..... | 34,847 | 22,141 | 25,366 | 17,787 | 35,657 |
| Manufacture of chemical products n.e.c. | 3,220 | 3,916 | 2,825 | 4,131 | 3,523 |
| MANUFACTURE OF RUBBER AND PLASTIC PROCDUCTS..... | 52,903 | 76,100 | 78,850 | 96,266 | 103,147 |
| Manufacture of rubber products..... | 28,542 | 26,132 | 38,937 | 45,897 | 59,729 |
| Manufacture of plastic products..... | 24,362 | 49,968 | 39,913 | 50,369 | 43,418 |
| MANUFACTURE OF OTHER NON-METALLIC MINERAL PRODUCTS ... | 151,315 | 186,948 | 187,148 | 172,969 | 203,188 |
| Manufacture of glass and glass products..... | 10,461 | 10,797 | 14,486 | 12,962 | 9,328 |
| Manufacture of structural clay products | 3,948 | 4,549 | 3,994 | 3,861 | 3,980 |
| Manufacture of cement, lime and plaster | 95,803 | 117,373 | 129,979 | 114,171 | 142,973 |
| Manufacture of articles of concrete, cement and plaster | 28,090 | 23,055 | 20,706 | 25,101 | 24,278 |
| Manufacture of non-metallic mineral products n.e.c.. | 13,013 | 31,174 | 17,983 | 16,875 | 22,629 |
| MANUFACTURE OF BASIC IRON AND STEEL..... | 52,284 | 59,169 | 42,694 | 34,797 | 48,521 |
| Manufacture of basic iron and steel..... | 52,284 | 59,169 | 42,694 | 34,797 | 48,521 |
| MANUFACTURE OF FABRICATED METAL PRODUCTS EXCEPT MACHINERY AND EQUIPMENT | 32,164 | 31,018 | 22,130 | 25,981 | 32,644 |
| Manufacture of structural metal products, tanks, reservoirs and containers of metal | 5,497 | 5,400 | 2,877 | 3,844 | 6,267 |
| Manufacture of cutlery, hand tools and general hardware | 7,528 | 5,040 | 4,003 | 3,828 | 3,402 |
| Manufacture of other fabricated metal products | 19,139 | 20,578 | 15,251 | 18,309 | 22,976 |
| MANUFACTURE OF MACHINERY AND EQUIPMENT N.E.C. | 3,644 | 3,924 | 2,346 | 2,145 | 2,149 |
| Manufacture of pumps, compressors, taps and valves.. | 1,156 | 2,190 | - | - | - |
| Manufacture of ovens, furnaces and furnace burners.. | 868 | 733 | 301 | 312 | 401 |
| Manufacture of other general purpose machinery..... | 213 | 414 | 110 | 48 | 69 |
| Manufacture of machinery for food and beverage processing | 1,192 | 818 | 1,832 | 1,669 | 1,641 |
| Manufacture of accumulators, primary cells and and primary batteries | 215 | -230 | 103 | 116 | 39 |
| MANUFACTURE OF MOTOR VEHICLES | 37,486 | 28,569 | 14,650 | 82,711 | 203,593 |
| Manufacture of bodies for motor vehicles..... | 37,393 | 28,406 | 14,233 | 79,823 | 201,523 |
| Manufacture of parts and accessories for motor vehicles and their engines..... | 93 | 164 | 417 | 2,887 | 2,070 |
| MANUFACTURE OF FURNITURE; MANUFACTURING N.E.C. | 24,681 | 34,069 | 43,620 | 38,239 | 40,351 |
| Manufacture of furniture; manufacturing n.e.c..... | 24,681 | 34,069 | 43,620 | 38,239 | 40,351 |
| T O T A L | 1,593,839 | 1,681,871 | 1,535,034 | 1,982,938 | 2,328,081 |

PRODUCTION OF MAJOR MANUFACTURED ARTICLES
1995/96(1988 E.F.Y.) - 1999/2000(1990 E.F.Y.)

TABLE 5.11

| NAME OF PRODUCT | UNIT | QUANTITY PRODUCED | | | | |
|----------------------------------|-------------|-------------------|-----------|-----------|-----------|-----------|
| | | 1988 | 1989 | 1990 | 1991 | 1992 |
| FOOD | | | | | | |
| Meat | TONS | 682 | 302 | 96 | 615 | 526 |
| Vegetable Soup | " | 1,990 | 225 | 186 | 5,436 | 5,242 |
| Zigin and Shiro wet | " | 860 | 176 | 315 | 5,207 | 4,314 |
| Orange Juice | " | - | 18 | 20 | 13 | 9 |
| Marmalade | " | 844 | 1,066 | 656 | 2,867 | 2,873 |
| Tomato Paste | " | 1,949 | 825 | 951 | 1,949 | 2,424 |
| Milk Pasturized | H.L. | 45,229 | 42,062 | 42,447 | 37,637 | 38,291 |
| Butter and Ghee | TONS | 45 | 74 | 78 | 64 | 60 |
| Cheese | " | 5 | 12 | 15 | 13 | 11 |
| Edible Oil | " | 4,870 | 5,321 | 8,679 | 6,579 | 6,637 |
| Oil Cakes | " | 20,606 | 16,797 | 26,618 | 22,574 | 38,968 |
| Flour (Wheat) | " | 121,160 | 140,499 | 105,157 | 167,526 | 185,437 |
| Flour (Others) | " | - | - | 344 | 344 | 1,147 |
| Fafa, Dube, Edget, Meten etc | " | 3,215 | 4,704 | 4,684 | 6,183 | 9,983 |
| Macaroni and Pasta | " | 14,564 | 17,646 | 19,872 | 23,999 | 29,688 |
| Biscuits | " | 7,822 | 6,694 | 10,567 | 9,080 | 11,781 |
| Galletta | " | 2,619 | 2,756 | 2,445 | 11,601 | 9,182 |
| Bread | " | 20,303 | 20,772 | 27,029 | 19,263 | 30,765 |
| Coffee(milled) | " | - | 16 | 31 | 34 | 28 |
| Sugar | " | 171,917 | 172,217 | 172,571 | 234,987 | 250,870 |
| Tea | " | 4,444 | 4,693 | 5,391 | 3,608 | 3,776 |
| Molasses | " | 58,235 | 44,321 | 50,048 | 59,563 | 57,101 |
| Sweets | " | 1,801 | 800 | 1,896 | 1,281 | 1,433 |
| Animal Feed | " | 4,601 | 5,453 | 4,991 | 5,576 | 7,049 |
| Beer | H.L. | 876,395 | 842,684 | 830,546 | 920,765 | 1,111,204 |
| Wine | " | 58,145 | 35,345 | 26,360 | 17,913 | 23,440 |
| Liquors | " | 16,915 | 29,783 | 29,130 | 30,562 | 29,552 |
| Alcohol | " | 18,986 | 16,218 | 14,821 | 17,224 | 14,575 |
| Lemonade | " | 741,079 | 669,316 | 655,259 | 666,920 | 615,780 |
| Mineral Water | " | 357,753 | 374,257 | 390,068 | 421,307 | 399,763 |
| Malt | TONS | 12,030 | 11,967 | 9,500 | 9,368 | 11,752 |
| TOBACCO | | | | | | |
| Cigarettes | ('000 PCS) | 1,861,930 | 2,024,230 | 2,028,920 | 1,829,070 | 1,931,290 |
| TEXTILES | | | | | | |
| Lint Cotton | " | - | 5,458 | 6,324 | 10,382 | 12,356 |
| Cotton Fabrics | ('000 SQ.M) | 47,599 | 34,577 | 38,030 | 42,959 | 38,499 |
| Nylon Fabrics | " | 5,161 | 4,193 | 4,722 | 4,047 | 2,921 |
| Acrylic Yarn | TONS | 277 | 2,420 | 1,257 | 730 | 354 |
| Cotton Yarn | " | 4,440 | 3,133 | 2,657 | 3,408 | 3,977 |
| Blanket (Woolen) | ('000 SQ.M) | 3,375 | 3,763 | 2,757 | 3,896 | 3,334 |
| Blanket (Waste Cotton) | PCS | 400,977 | 244,471 | 194,466 | 182,084 | 144,653 |
| Blanket (Others) | " | - | 8,275 | 16,527 | 34,744 | 40,478 |
| Bed sheet | PCS | 31,770 | 27,975 | 21,094 | 7,349 | 4,129 |
| Shirts | DOZEN | 10,939 | 12,376 | 16,266 | 11,647 | 7,199 |
| Carpets | SQ.M. | 17,840 | 12,752 | 6,323 | - | - |
| Gunny Bags | TONS | 6,648 | 6,418 | 7,649 | 4,981 | 5,708 |
| Hosieries | DOZEN | 57,975 | 174,620 | 172,040 | 83,922 | 86,454 |
| Wearing Apparel (Except Leather) | " | 26,407 | 21,883 | 35,988 | 58,655 | 165,926 |
| Wearing Apparel (Leather) | PCS | 10,411 | 16,838 | 7,599 | 9,080 | 7,089 |
| Sweater | DOZEN | 5,317 | 5,161 | 2,165 | 725 | 1,121 |
| Sewing Thread | TONS | 12 | 3 | 23 | 16 | 193 |
| Emroidery | " | 9 | 31 | 51 | 59 | 48 |
| Jano Thread | " | 25 | 24 | 17 | - | - |

PRODUCTION OF MAJOR MANUFACTURED ARTICLES
1995/96(1988 E.F.Y.) - 1999/2000 (1992 E.F.Y.)

TABLE 5.11(Contd.)

| NAME OF PRODUCT | UNIT | Q U A N T I T Y P R O D U C E D | | | | |
|--------------------------------|---------------|---------------------------------|-----------|-----------|-----------|-----------|
| | | 1988 | 1989 | 1990 | 1991 | 1992 |
| LEATHER AND FOOTWEAR | | | | | | |
| Leather Shoes and Boots | PAIRS | 1,384,703 | 1,179,602 | 1,080,430 | 1,400,748 | 1,585,034 |
| Canvas and Rubber Shoes | " | 1,783,897 | 3,874,952 | 749,830 | 500,149 | 193,628 |
| Plastic Footwear | " | 604,348 | 1,870,279 | 4,421,649 | 5,576,111 | 3,242,974 |
| Leather Upper and Lining | ('000 SQ.M) | 1,136 | 419 | 545 | 747 | 1,026 |
| Leather Sole | TONS | - | - | - | - | 26,110 |
| Semi Processed Skins | ('000 PCS) | 15,308 | 11,112 | 17,913 | 13,031 | 10,845 |
| Leather Garment | ('000 SQ.FT) | 826 | 1,017 | 1,611 | 3,890 | 3,918 |
| Plastic Sole | PAIRS | 1,371,187 | 4,085,684 | 3,353,588 | 1,666,467 | 1,730,609 |
| Crust Hides and Wet Blue Hides | ('000 SQ.FT) | 4,347 | 5,192 | 5,551 | 4,566 | 6,483 |
| WOOD | | | | | | |
| Timber | CUB. M | 8,230 | 8,277 | 2,179 | 7,136 | 2,808 |
| Plywood | " | 1,072 | 944 | 985 | 376 | 430 |
| Particle Board | " | 10,636 | 14,826 | 8,308 | 9,298 | 7,200 |
| PAPER AND PRINTING | | | | | | |
| Paper | TONS | 8,932 | 7,489 | 10,420 | 5,143 | 6,144 |
| Boxing Paper | TONS | - | 2,191 | 2,749 | 2,278 | 3,090 |
| CHEMICAL | | | | | | |
| Foam | CUB.M. | - | - | 37,155 | 35,887 | 63,794 |
| Soap | TONS | 18,385 | 14,342 | 10,874 | 13,135* | 17,194 |
| Carbon Dioxide | " | 1,009 | 563 | 690 | 362 | 594 |
| Oxygen | CUB.M | 236,857 | 210,972 | 327,961 | 317,251 | 340,720 |
| Plastic Crate | ('000 PCS) | 252 | 303 | 251 | 404* | 249 |
| Paints | ('000 LTR) | 3,870 | 3,629 | 4,086 | 4,621 | 4,715 |
| Vaseline | TONS | 104 | 222 | 62 | 42 | 26 |
| Paraffine | TONS | 142 | 555 | 641 | 1,680 | 1,664 |
| Varnishes and Lacquers | " | 335 | 300 | 397 | 269 | 430 |
| Capsules | ('000 PCS) | 149,101 | 241,242 | 230,315 | 165,711 | 273,504 |
| Tablets | " | 218,556 | 400,455 | 497,700 | 673,895 | 491,287 |
| Antibiotics | " | 3,346 | 6,104 | 6,323 | 16,289* | 29,586 |
| Syrup | ('000 LTR) | 136 | 189 | 251 | 224 | 232 |
| Ointment | TONS | 38 | 54 | 49 | 47 | 54 |
| Injection of 100 A | ('000 PCS) | 4,132 | 6,588 | 7,197 | 5,925 | 6,295 |
| Tyres | PCS | 80,387 | 151,483 | 152,469 | 148,235 | 118,776 |
| Tubes | " | 451,768 | 45,303 | 64,402 | 63,449 | 506,427 |
| Electric Wires | ('000 METERS) | 12,758 | 13,349 | 17,223 | 12,573* | 12,990 |
| Polythelene Products | TONS | 3,208 | 5,734 | 4,153 | 5,110 | 06,960 |
| Candles | " | 319 | 725 | 946 | 719 | 769 |
| Ball Pen | ('000 PCS) | 2,727 | 3,815 | 4,842 | 4,720 | 3,946 |
| NON-METALLIC MINERAL PRODUCTS | | | | | | |
| Cement | TONS | 672,483 | 774,669 | 782,686* | 766,925* | 815,632 |
| Cement Blocks | ('000 PCS) | 15,005 | 13,883 | 9,044 | 9,568 | 9,763 |
| Cement Tubes | ('000 PCS) | - | - | 285 | 159 | 262 |
| Cement Floor Tiles | SQ.M | 709,347 | 531,233 | 368,328 | 340,652 | 551,107 |
| Bricks of Clay | ('000 PCS) | 15,664 | 19,876 | 19,789 | 19,410 | 20,152 |
| Lime | TONS | 7,207 | 7,332 | 6,619 | 6,913* | 9,273 |
| Glasses | ('000 PCS) | 4,180 | 880 | 2,731 | - | - |
| Gravel | CUB.M | - | - | 55,641 | 49,927 | 59,692 |
| Marble | SQ.M | 84,939 | 83,811 | 93,408 | 152,235 | 135,875 |
| Glass Bottles | " | 11,706 | 11,030 | 18,997 | 23,134 | 16,078 |
| METAL | | | | | | |
| Iron Bars | TONS | 1,159 | 8,512 | 6,203 | 5,357 | 6,608 |
| Wires | " | 478 | 466 | 411 | 664 | 418 |
| Nails | " | 3,162 | 3,494 | 2,702 | 2,454 | 2,773 |
| Iron Sheets | " | 17,278 | 23,505 | 21,960 | 17,425 | 21,246 |
| Crown Cork | ('000 GROSS) | 3,887 | 4,652 | 3,582 | 3,176 | 2,643 |
| Motor Vehicle Spring | TONS | 580 | 565 | 502 | 447 | 529 |
| Metalic Door | SQ.M | - | - | 14,348 | 9,961 | 14,754 |
| Metalic Window | SQ.M | - | - | 3,920 | 3,859 | 7,472 |

*Revised

TOTAL VALUE OF FIXED ASSETS BY INDUSTRIAL GROUP - PUBLIC AND PRIVATE
1995/1996(1988 E.F.Y) - 1999/2000(1992 E.F.Y)

TABLE 5.12

(IN '000 BIRR)

| INDUSTRIAL GROUP | TOTAL VALUE OF FIXED ASSETS | | | | |
|--|-----------------------------|---------|---------|-----------|-----------|
| | 1988 | 1989 | 1990 | 1991 | 1992 |
| MANUFACTURE OF FOOD PRODUCTS AND BEVERAGES..... | 537,999 | 604,791 | 853,021 | 1,399,755 | 1,981,131 |
| Production, processing and preserving of meat, fruit and vegetables | 12,077 | 14,201 | 134,783 | 129,413 | 131,821 |
| Manufacture of vegetable and animal oils and fats..... | 40,573 | 33,697 | 98,144 | 118,692 | 169,123 |
| Manufacture of dairy products | 3,230 | 3,109 | 3,323 | 35,795 | 32,506 |
| Manufacture of grain mill products | 105,289 | 129,791 | 112,499 | 162,932 | 204,408 |
| Manufacture of prepared animal feeds | 879 | 1,320 | 1,263 | 1,095 | 929 |
| Manufacture of bakery products | 22,469 | 50,510 | 65,681 | 83,129 | 126,373 |
| Manufacture of sugar and sugar confectionery | 77,425 | 51,373 | 71,437 | 393,160 | 595,660 |
| Manufacture of macaroni and spaghetti..... | 5,952 | 4,847 | 40,242 | 21,484 | 27,417 |
| Manufacture of food products n.e.c. | 16,625 | 42,055 | 41,069 | 40,497 | 36,397 |
| Distilling, rectifying and blending of spirits | 7,208 | 8,627 | 10,924 | 11,286 | 9,901 |
| Manufacture of wines | 656 | 552 | 912 | 1,263 | 20,262 |
| Manufacture of malt liquors and malt | 138,831 | 146,776 | 145,361 | 238,380 | 369,677 |
| Manufacture of soft drinks & production of mineral waters | 106,785 | 117,933 | 127,383 | 162,628 | 256,656 |
| MANUFACTURE OF TOBACCO PRODUCTS | 5,236 | 4,889 | 3,566 | 27,190 | 23,917 |
| Manufacture of tobacco products..... | 5,236 | 4,889 | 3,566 | 27,190 | 23,917 |
| MANUFACTURE OF TEXTILES | 496,434 | 478,581 | 417,593 | 844,999 | 880,209 |
| Spinning, weaving and finishing of textiles | 432,616 | 440,303 | 381,965 | 811,978 | 850,613 |
| Manufacture of cordage, rope, twine and netting | 61,435 | 35,789 | 31,925 | 27,721 | 24,731 |
| Knitting mills | 2,383 | 2,489 | 3,703 | 5,299 | 4,866 |
| MANUFACTURE OF WEARING APPAREL, EXCEPT FUR APPAREL..... | 23,246 | 55,254 | 60,516 | 61,098 | 61,456 |
| Manufacture of wearing apparel except fur apparel..... | 23,246 | 55,254 | 60,516 | 61,098 | 61,456 |
| TANNING AND DRESSING OF LEATHER; MANUFACTURE OF FOOTWEAR, LUGGAGE AND HANDBAGS | 128,894 | 140,998 | 238,237 | 272,997 | 448,080 |
| Tanning and dressing of leather, luggage and handbags | 47,310 | 60,138 | 137,687 | 148,380 | 281,549 |
| Manufacture of footwear..... | 81,584 | 80,861 | 100,551 | 124,617 | 166,531 |
| MANUFACTURE OF WOOD AND OF PRODUCTS OF WOOD AND CORK, EXCEPT FURNITURE | 10,094 | 9,977 | 6,250 | 5,957 | 5,507 |
| Manufacture of wood and of products of wood and cork, except furniture..... | 10,094 | 9,977 | 6,250 | 5,957 | 5,507 |
| MANUFACTURE OF PAPER, PAPER PRODUCTS AND PRINTING | 70,844 | 85,552 | 105,537 | 129,408 | 132,547 |
| Manufacture of paper and paper products..... | 12,426 | 34,706 | 43,671 | 48,080 | 44,663 |
| Publishing and printing services..... | 58,418 | 50,847 | 61,865 | 81,329 | 87,884 |
| MANUFACTURE OF CHEMICALS AND CHEMICAL PRODUCTS..... | 156,354 | 283,950 | 374,725 | 439,829 | 451,128 |
| Manufacture of basic chemicals, except fertilizers and nitrogen compounds..... | 110,518 | 202,916 | 166,874 | 144,962 | 137,009 |
| Manufacture of paints, varnishes and mastics | 10,430 | 32,040 | 37,065 | 39,668 | 40,034 |

TOTAL VALUE OF FIXED ASSETS BY INDUSTRIAL GROUP - PUBLIC AND PRIVATE
1995/1996(1988 E.F.Y) - 1999/2000(1992 E.F.Y)

TABLE 5.12 (Contd..)

(IN '000 BIRR)

| INDUSTRIAL GROUP | TOTAL VALUE OF FIXED ASSETS | | | | |
|--|-----------------------------|-----------|-----------|-----------|-----------|
| | 1988 | 1989 | 1990 | 1991 | 1992 |
| Manufacture of pharmaceuticals, medicinal chemicals and botanical products..... | 13,269 | 15,531 | 98,874 | 178,970 | 199,325 |
| Manufacture of soap and detergents cleaning and polishing, perfumes and toilet preparations..... | 20,557 | 30,652 | 62,898 | 67,875 | 62,135 |
| Manufacture of chemical products n.e.c. | 1,581 | 2,812 | 9,013 | 8,354 | 12,624 |
| MANUFACTURE OF RUBBER AND PLASTIC PRODUCTS..... | 250,611 | 299,704 | 287,866 | 283,291 | 294,339 |
| Manufacture of rubber products..... | 220,925 | 198,939 | 182,977 | 152,440 | 151,050 |
| Manufacture of plastic products..... | 29,687 | 100,764 | 104,889 | 130,851 | 143,290 |
| MANUFACTURE OF OTHER NON-METALLIC MINERAL PRODUCTS ... | 288,631 | 478,043 | 456,885 | 417,015 | 460,084 |
| Manufacture of glass and glass products..... | 14,242 | 30,744 | 23,290 | 19,404 | 34,153 |
| Manufacture of structural clay products | 6,659 | 4,025 | 1,907 | 4,879 | 1,620 |
| Manufacture of cement, lime and plaster | 205,014 | 184,186 | 174,156 | 163,126 | 190,005 |
| Manufacture of articles of concrete, cement and plaster | 31,075 | 44,890 | 37,152 | 37,528 | 36,590 |
| Manufacture of non-metallic mineral products n.e.c.. | 31,641 | 214,198 | 220,381 | 192,079 | 197,717 |
| MANUFACTURE OF BASIC IRON AND STEEL..... | 7,696 | 19,362 | 34,228 | 39,401 | 58,306 |
| Manufacture of basic iron and steel..... | 7,696 | 19,362 | 34,228 | 39,401 | 58,306 |
| MANUFACTURE OF FABRICATED METAL PRODUCTS EXCEPT MACHINERY AND EQUIPMENT | 123,121 | 105,514 | 106,262 | 113,709 | 185,371 |
| Manufacture of structural metal products, tanks, reservoirs and containers of metal | 20,845 | 13,095 | 9,445 | 20,273 | 27,089 |
| Manufacture of cutlery, hand tools and general hardware | 19,541 | 2,586 | 5,731 | 8,626 | 8,657 |
| Manufacture of other fabricated metal products | 82,734 | 89,833 | 91,086 | 84,810 | 149,625 |
| MANUFACTURE OF MACHINERY AND EQUIPMENT N.E.C. | 14,459 | 16,516 | 5,447 | 5,585 | 12,224 |
| Manufacture of pumps, compressors, taps and valves.. | 11,499 | 11,205 | - | - | - |
| Manufacture of ovens, furnaces and furnace burners.. | 786 | 587 | 410 | 265 | 318 |
| Manufacture of other general purpose machinery..... | 799 | 2,056 | 1,067 | 41 | 12 |
| Manufacture of machinery for food and beverage processing | 999 | 2,304 | 3,610 | 4,878 | 11,849 |
| Manufacture of accumulators, primary cells and and primary batteries | 377 | 363 | 360 | 401 | 45 |
| MANUFACTURE OF MOTOR VEHICLES | 30,253 | 53,446 | 66,308 | 71,785 | 107,634 |
| Manufacture of bodies for motor vehicles..... | 30,003 | 52,918 | 62,838 | 67,420 | 103,989 |
| Manufacture of parts and accessories for motor vehicles and their engines..... | 250 | 528 | 3,469 | 4,365 | 3,645 |
| MANUFACTURE OF FURNITURE; MANUFACTURING N.E.C. | 46,251 | 91,913 | 103,685 | 98,566 | 89,853 |
| Manufacture of furniture; manufacturing n.e.c..... | 46,251 | 91,913 | 103,685 | 98,566 | 89,853 |
| T O T A L | 2,190,123 | 2,728,490 | 3,120,126 | 4,210,585 | 5,191,786 |

NEW CAPITAL EXPENDITURE BY INDUSTRIAL GROUP - PUBLIC AND PRIVATE
1995/1996(1988 E.F.Y) - 1999/2000(1992 E.F.Y)

TABLE 5.13

(IN '000 BIRR)

| INDUSTRIAL GROUP | NEW CAPITAL EXPENDITURE | | | | |
|---|-------------------------|--------|---------|---------|---------|
| | 1988 | 1989 | 1990 | 1991 | 1992 |
| MANUFACTURE OF FOOD PRODUCTS AND BEVERAGES..... | 94,687 | 95,567 | 183,580 | 144,348 | 196,729 |
| Production, processing and preserving of meat, fruit and vegetables | 2,507 | 1,832 | 3,434 | 2,048 | 2,331 |
| Manufacture of vegetable and animal oils and fats... | 5,877 | 2,129 | 50,819 | 36,236 | 1,516 |
| Manufacture of dairy products | - | 114 | 433 | 296 | 20 |
| Manufacture of grain mill products | 9,241 | 20,906 | 4,668 | 13,476 | 15,455 |
| Manufacture of prepared animal feeds | 32 | 226 | 105 | 17 | 160 |
| Manufacture of bakery products | 3,204 | 5,547 | 31,466 | 3,916 | 7,974 |
| Manufacture of sugar and sugar confectionery | 41,726 | 16,910 | 10,420 | 29,448 | 19,208 |
| Manufacture of macaroni and spaghetti..... | 287 | - | 3,461 | 1,200 | 136 |
| Manufacture of food products n.e.c. | 100 | 2,236 | 1,084 | 1,536 | 438 |
| Distilling, rectifying and blending of spirits | 816 | 1,832 | 4,489 | 2,626 | 546 |
| Manufacture of wines | 53 | - | 474 | 525 | 305 |
| Manufacture of malt liquors and malt | 27,113 | 22,998 | 41,761 | 29,944 | 67,964 |
| Manufacture of soft drinks & production of mineral waters | 3,731 | 20,838 | 30,966 | 23,080 | 80,677 |
| MANUFACTURE OF TOBACCO PRODUCTS | 1,414 | 667 | 276 | 510 | - |
| Manufacture of tobacco products..... | 1,414 | 667 | 276 | 510 | - |
| MANUFACTURE OF TEXTILES | 11,328 | 15,766 | 33,964 | 10,320 | 28,810 |
| Spinning, weaving and finishing of textiles | 6,939 | 14,920 | 32,043 | 9,470 | 27,398 |
| Manufacture of cordage, rope, twine and netting | 4,299 | 682 | 1,234 | 693 | 1,412 |
| Knitting mills | 90 | 164 | 687 | 157 | - |
| MANUFACTURE OF WEARING APPAREL, EXCEPT FUR APPAREL.... | 2,752 | 9,298 | 2,200 | 795 | 6,205 |
| Manufacture of wearing apparel except fur apparel... | 2,752 | 9,298 | 2,200 | 795 | 6,205 |
| TANNING AND DRESSING OF LEATHER; MANUFACTURE OF FOOTWEAR, LUGGAGE AND HANDBAGS | 22,175 | 20,980 | 30,786 | 39,197 | 44,212 |
| Tanning and dressing of leather, luggage and handbags | 8,632 | 9,510 | 7,927 | 16,242 | 19,112 |
| Manufacture of footwear..... | 13,543 | 11,470 | 22,859 | 22,955 | 25,100 |
| MANUFACTURE OF WOOD AND OF PRODUCTS OF WOOD AND CORK, EXCEPT FURNITURE | 1,214 | 999 | 1,136 | 505 | 469 |
| Manufacture of wood and of products of wood and cork, except furniture..... | 1,214 | 999 | 1,136 | 505 | 469 |
| MANUFACTURE OF PAPER, PAPER PRODUCTS AND PRINTING | 8,570 | 23,002 | 16,469 | 12,473 | 24,209 |
| Manufacture of paper and paper products..... | 1,529 | 7,000 | 11,114 | 1,565 | 6,871 |
| Publishing and printing services..... | 7,041 | 16,002 | 5,355 | 10,908 | 17,337 |
| MANUFACTURE OF CHEMICALS AND CHEMICAL PRODUCTS..... | 10,615 | 20,153 | 51,648 | 44,938 | 18,350 |
| Manufacture of basic chemicals, except fertilizers and nitrogen compounds..... | 1,380 | 3,859 | 3,112 | 972 | 3,564 |
| Manufacture of paints, varnishes and mastics | 1,297 | 2,669 | 8,987 | 8,810 | 2,827 |

NEW CAPITAL EXPENDITURE BY INDUSTRIAL GROUP - PUBLIC AND PRIVATE
1995/1996(1988 E.F.Y) - 1999/2000(1992 E.F.Y)

TABLE 5.13 (Contd..)

(IN '000 BIRR)

| INDUSTRIAL GROUP | NEW CAPITAL EXPENDITURE | | | | |
|--|-------------------------|---------|---------|---------|---------|
| | 1988 | 1989 | 1990 | 1991 | 1992 |
| Manufacture of pharmaceuticals, medicinal chemicals and botanical products..... | 6,107 | 4,254 | 8,062 | 967 | 4,457 |
| Manufacture of soap and detergents cleaning and polishing, perfumes and toilet preparations..... | 1,826 | 8,994 | 30,952 | 34,185 | 5,516 |
| Manufacture of chemical products n.e.c. | 5 | 377 | 536 | 3 | 1,986 |
| MANUFACTURE OF RUBBER AND PLASTIC PRODCUTS..... | 26,828 | 43,137 | 21,379 | 27,584 | 29,232 |
| Manufacture of rubber products..... | 16,041 | 3,632 | 1,912 | 4,088 | 16,687 |
| Manufacture of plastic products..... | 10,787 | 39,505 | 19,467 | 23,496 | 12,545 |
| MANUFACTURE OF OTHER NON-METALLIC MINERAL PRODUCTS ... | 27,539 | 47,323 | 23,483 | 35,211 | 34,076 |
| Manufacture of glass and glass products..... | 41 | 20,617 | 2,464 | 328 | 1,324 |
| Manufacture of structural clay products | 2,316 | 140 | - | 3,650 | 2 |
| Manufacture of cement, lime and plaster | 17,914 | 14,321 | 16,892 | 21,154 | 25,178 |
| Manufacture of articles of concrete, cement and plaster | 3,403 | 5,254 | 1,809 | 6,980 | 3,129 |
| Manufacture of non-metallic mineral products n.e.c.. | 3,865 | 6,991 | 2,318 | 3,098 | 4,444 |
| MANUFACTURE OF BASIC IRON AND STEEL..... | 2,226 | 6,387 | 13,456 | 16,664 | 6,445 |
| Manufacture of basic iron and steel..... | 2,226 | 6,387 | 13,456 | 16,664 | 6,445 |
| MANUFACTURE OF FABRICATED METAL PRODUCTS EXCEPT MACHINERY AND EQUIPMENT | 7,463 | 7,048 | 5,713 | 11,337 | 11,969 |
| Manufacture of structural metal products, tanks, reservoirs and containers of metal | 5,256 | 2,621 | 541 | 7,701 | 6,119 |
| Manufacture of cutlery, hand tools and general hardware | 1,211 | 672 | 2,042 | 1,182 | 694 |
| Manufacture of other fabricated metal products | 996 | 3,755 | 3,131 | 2,454 | 5,156 |
| MANUFACTURE OF MACHINERY AND EQUIPMENT N.E.C. | 164 | 476 | 295 | 529 | 684 |
| Manufacture of pumps, compressors, taps and valves.. | 40 | 32 | - | - | - |
| Manufacture of ovens, furnaces and furnace burners.. | 3 | 28 | 58 | - | 1 |
| Manufacture of other general purpose machinery..... | 76 | 80 | - | - | - |
| Manufacture of machinery for food and beverage processing | 37 | 330 | 232 | 523 | 683 |
| Manufacture of accumulators, primary cells and and primary batteries | 8 | 6 | 5 | 5 | - |
| MANUFACTURE OF MOTOR VEHICLES | 2,420 | 7,582 | 14,085 | 16,576 | 38,499 |
| Manufacture of bodies for motor vehicles..... | 2,420 | 7,582 | 11,095 | 16,576 | 38,499 |
| Manufacture of parts and accessories for motor vehicles and their engines..... | - | - | 2,990 | - | - |
| MANUFACTURE OF FURNITURE; MANUFACTURING N.E.C. | 9,871 | 8,189 | 5,695 | 6,074 | 10,440 |
| Manufacture of furniture; manufacturing n.e.c..... | 9,871 | 8,189 | 5,695 | 6,074 | 10,440 |
| T O T A L | 229,267 | 306,575 | 404,163 | 367,059 | 450,331 |

OPERATING SURPLUS BY INDUSTRIAL GROUP - PUBLIC AND PRIVATE
1995/1996(1988 E.F.Y) - 1999/2000(1992 E.F.Y)

TABLE 5.14

(IN '000 BIRR)

| INDUSTRIAL GROUP | OPERATING SURPLUS | | | | |
|---|-------------------|---------|---------|---------|---------|
| | 1988 | 1989 | 1990 | 1991 | 1992 |
| MANUFACTURE OF FOOD PRODUCTS AND BEVERAGES..... | 520,262 | 515,195 | 365,639 | 744,949 | 829,091 |
| Production, processing and preserving of meat, fruit and vegetables | 1,602 | 1,143 | 7,712 | 62,158 | 67,355 |
| Manufacture of vegetable and animal oils and fats... | 7,445 | 1,804 | -3,026 | 4,185 | 4,688 |
| Manufacture of dairy products | -479 | 2,456 | 3,228 | 2,487 | 3,801 |
| Manufacture of grain mill products | 42,290 | 38,817 | 15,359 | 22,350 | 39,096 |
| Manufacture of prepared animal feeds | 246 | 397 | 150 | 531 | 533 |
| Manufacture of bakery products | 24,074 | 18,377 | 21,003 | 40,808 | 49,728 |
| Manufacture of sugar and sugar confectionery | 267,664 | 282,194 | 154,129 | 483,360 | 447,364 |
| Manufacture of macaroni and spaghetti..... | 18,573 | 17,378 | 31,536 | 15,296 | 23,059 |
| Manufacture of food products n.e.c. | 13,586 | 26,071 | 22,336 | 11,536 | 12,809 |
| Distilling, rectifying and blending of spirits | 8,909 | 15,180 | 14,929 | 17,872 | 10,982 |
| Manufacture of wines | 3,662 | 662 | 855 | 2,364 | 2,253 |
| Manufacture of malt liquors and malt | 100,432 | 85,421 | 80,862 | 45,575 | 139,830 |
| Manufacture of soft drinks & production of mineral waters | 32,259 | 25,296 | 16,566 | 36,426 | 27,593 |
| MANUFACTURE OF TOBACCO PRODUCTS | 68,094 | 52,794 | 90,349 | 125,349 | 143,834 |
| Manufacture of tobacco products..... | 68,094 | 52,794 | 90,349 | 125,349 | 143,834 |
| MANUFACTURE OF TEXTILES | 51,699 | 37,552 | 24,657 | 19,299 | 21,405 |
| Spinning, weaving and finishing of textiles | 40,926 | 26,353 | 12,462 | 9,438 | 12,745 |
| Manufacture of cordage, rope, twine and netting | 10,309 | 10,427 | 11,687 | 9,074 | 8,425 |
| Knitting mills | 465 | 772 | 509 | 787 | 236 |
| MANUFACTURE OF WEARING APPAREL, EXCEPT FUR APPAREL.... | 2,838 | 311 | -8,803 | -2,313 | -285 |
| Manufacture of wearing apparel except fur apparel... | 2,838 | 311 | -8,803 | -2,313 | -285 |
| TANNING AND DRESSING OF LEATHER; MANUFACTURE OF FOOTWEAR, LUGGAGE AND HANDBAGS | 96,607 | 129,905 | 62,672 | 88,358 | 50,517 |
| Tanning and dressing of leather,luggage and handbags | 76,509 | 104,146 | 37,970 | 61,774 | 28,085 |
| Manufacture of footwear..... | 20,098 | 25,759 | 24,702 | 26,584 | 22,432 |
| MANUFACTURE OF WOOD AND OF PRODUCTS OF WOOD AND CORK, EXCEPT FURNITURE | 20,548 | 16,690 | 9,774 | 6,506 | 5,771 |
| Manufacture of wood and of products of wood and cork, except furniture..... | 20,548 | 16,690 | 9,774 | 6,506 | 5,771 |
| MANUFACTURE OF PAPER, PAPER PRODUCTS AND PRINTING | 70,503 | 59,037 | 69,098 | 67,430 | 90,275 |
| Manufacture of paper and paper products..... | 19,665 | 28,020 | 24,070 | 11,015 | 20,799 |
| Publishing and printing services..... | 50,838 | 31,017 | 45,028 | 56,415 | 69,476 |
| MANUFACTURE OF CHEMICALS AND CHEMICAL PRODUCTS..... | 34,994 | 61,462 | 130,266 | 48,971 | 89,671 |
| Manufacture of basic chemicals, except fertilizers and nitrogen compounds..... | -22,636 | -11,330 | -9,064 | -3,509 | 5,299 |
| Manufacture of paints, varnishes and mastics | 14,407 | 20,206 | 25,664 | 22,457 | 23,853 |

OPERATING SURPLUS BY INDUSTRIAL GROUP - PUBLIC AND PRIVATE
1995/1996(1988 E.F.Y) - 1999/2000(1992 E.F.Y)

TABLE 5.14 (Contd..)

(IN '000 BIRR)

| INDUSTRIAL GROUP | OPERATING SURPLUS | | | | |
|--|-------------------|-----------|-----------|-----------|-----------|
| | 1988 | 1989 | 1990 | 1991 | 1992 |
| Manufacture of pharmaceuticals, medicinal chemicals and botanical products..... | 11,788 | 33,627 | 93,488 | 15,650 | 30,509 |
| Manufacture of soap and detergents cleaning and polishing, perfumes and toilet preparations..... | 29,063 | 15,807 | 19,020 | 11,195 | 27,376 |
| Manufacture of chemical products n.e.c. | 2,372 | 3,153 | 1,158 | 3,178 | 2,634 |
| MANUFACTURE OF RUBBER AND PLASTIC PROCDUCTS..... | 39,573 | 57,408 | 58,278 | 74,024 | 78,614 |
| Manufacture of rubber products..... | 22,096 | 16,492 | 28,807 | 35,576 | 48,100 |
| Manufacture of plastic products..... | 17,477 | 40,915 | 29,470 | 38,448 | 30,514 |
| MANUFACTURE OF OTHER NON-METALLIC MINERAL PRODUCTS ... | 119,784 | 150,004 | 150,392 | 131,371 | 155,150 |
| Manufacture of glass and glass products..... | 7,543 | 8,231 | 10,958 | 9,852 | 5,794 |
| Manufacture of structural clay products | 1,735 | 2,262 | 1,698 | 1,642 | 1,696 |
| Manufacture of cement, lime and plaster | 80,409 | 101,777 | 115,087 | 96,083 | 121,668 |
| Manufacture of articles of concrete, cement and plaster | 20,135 | 13,992 | 11,788 | 15,218 | 14,121 |
| Manufacture of non-metallic mineral products n.e.c.. | 9,963 | 23,742 | 10,862 | 8,575 | 11,871 |
| MANUFACTURE OF BASIC IRON AND STEEL..... | 43,938 | 49,946 | 32,103 | 24,210 | 36,734 |
| Manufacture of basic iron and steel..... | 43,938 | 49,946 | 32,103 | 24,210 | 36,734 |
| MANUFACTURE OF FABRICATED METAL PRODUCTS EXCEPT MACHINERY AND EQUIPMENT | 20,237 | 20,027 | 10,141 | 13,848 | 17,184 |
| Manufacture of structural metal products, tanks, reservoirs and containers of metal | 3,212 | 3,069 | 706 | 1,504 | 2,698 |
| Manufacture of cutlery, hand tools and general hardware | 4,009 | 2,488 | 1,262 | 1,239 | 595 |
| Manufacture of other fabricated metal products | 13,016 | 14,470 | 8,173 | 11,105 | 13,891 |
| MANUFACTURE OF MACHINERY AND EQUIPMENT N.E.C. | 1,344 | 1,385 | 922 | 425 | 933 |
| Manufacture of pumps, compressors, taps and valves.. | 149 | 1,137 | - | - | - |
| Manufacture of ovens, furnaces and furnace burners.. | 651 | 557 | 137 | 125 | 227 |
| Manufacture of other general purpose machinery..... | 155 | 175 | 34 | 8 | 33 |
| Manufacture of machinery for food and beverage processing | 718 | 246 | 1,173 | 704 | 660 |
| Manufacture of accumulators, primary cells and and primary batteries | -328 | -731 | -423 | -413 | 13 |
| MANUFACTURE OF MOTOR VEHICLES | 31,807 | 21,402 | 6,019 | 71,899 | 188,597 |
| Manufacture of bodies for motor vehicles..... | 31,777 | 21,297 | 5,844 | 69,281 | 186,719 |
| Manufacture of parts and accessories for motor vehicles and their engines..... | 30 | 104 | 175 | 2,617 | 1,878 |
| MANUFACTURE OF FURNITURE; MANUFACTURING N.E.C. | 14,605 | 19,124 | 23,271 | 16,637 | 18,608 |
| Manufacture of furniture; manufacturing n.e.c..... | 14,605 | 19,124 | 23,271 | 16,637 | 18,608 |
| T O T A L | 1,136,832 | 1,192,240 | 1,024,778 | 1,430,962 | 1,726,101 |

RATIO OF IMPORTED TO COST OF TOTAL RAW MATERIAL CONSUMED BY INDUSTRIAL GROUP - PUBLIC AND PRIVATE
1995/1996(1988 E.F.Y) - 1999/2000(1992 E.F.Y)

TABLE 5.15

| INDUSTRIAL GROUP | 1988 | 1989 | 1990 | 1991 | 1992 |
|---|-------|-------|-------|-------|-------|
| MANUFACTURE OF FOOD PRODUCTS AND BEVERAGES..... | 0.207 | 0.174 | 0.184 | 0.295 | 0.278 |
| Production, processing and preserving of meat, fruit and vegetables | 0.308 | 0.419 | 0.456 | 0.191 | 0.121 |
| Manufacture of vegetable and animal oils and fats... | 0.024 | 0.032 | 0.020 | 0.007 | 0.006 |
| Manufacture of dairy products | 0.087 | 0.122 | 0.094 | 0.121 | 0.112 |
| Manufacture of grain mill products | 0.050 | 0.014 | 0.061 | 0.306 | 0.229 |
| Manufacture of prepared animal feeds | 0.042 | 0.101 | 0.085 | 0.066 | 0.041 |
| Manufacture of bakery products | 0.044 | 0.116 | 0.187 | 0.369 | 0.384 |
| Manufacture of sugar and sugar confectionery | 0.457 | 0.269 | 0.282 | 0.229 | 0.328 |
| Manufacture of macaroni and spaghetti..... | - | - | 0.181 | 0.033 | - |
| Manufacture of food products n.e.c. | 0.011 | 0.042 | 0.032 | 0.157 | 0.041 |
| Distilling, rectifying and blending of spirits | 0.121 | 0.178 | 0.112 | 0.361 | 0.249 |
| Manufacture of wines | 0.517 | 0.581 | 0.543 | 0.064 | 0.278 |
| Manufacture of malt liquors and malt | 0.422 | 0.307 | 0.183 | 0.553 | 0.531 |
| Manufacture of soft drinks & production of mineral waters | 0.451 | 0.539 | 0.516 | 0.489 | 0.494 |
| MANUFACTURE OF TOBACCO PRODUCTS | 0.944 | 0.844 | 0.727 | 0.859 | 0.782 |
| Manufacture of tobacco products..... | 0.944 | 0.844 | 0.727 | 0.859 | 0.782 |
| MANUFACTURE OF TEXTILES | 0.383 | 0.367 | 0.357 | 0.349 | 0.314 |
| Spinning, weaving and finishing of textiles | 0.332 | 0.303 | 0.306 | 0.315 | 0.267 |
| Manufacture of cordage, rope, twine and netting | 0.962 | 0.974 | 0.898 | 0.875 | 0.842 |
| Knitting mills | 0.948 | 0.552 | 0.578 | 0.467 | 0.794 |
| MANUFACTURE OF WEARING APPAREL, EXCEPT FUR APPAREL.... | 0.400 | 0.309 | 0.440 | 0.298 | 0.174 |
| Manufacture of wearing apparel except fur apparel... | 0.400 | 0.309 | 0.440 | 0.298 | 0.174 |
| TANNING AND DRESSING OF LEATHER; MANUFACTURE OF FOOTWEAR, LUGGAGE AND HANDBAGS | 0.201 | 0.226 | 0.195 | 0.336 | 0.270 |
| Tanning and dressing of leather, luggage and handbags | 0.146 | 0.135 | 0.116 | 0.261 | 0.217 |
| Manufacture of footwear..... | 0.431 | 0.511 | 0.493 | 0.489 | 0.396 |
| MANUFACTURE OF WOOD AND OF PRODUCTS OF WOOD AND CORK, EXCEPT FURNITURE | 0.429 | 0.454 | 0.537 | 0.511 | 0.577 |
| Manufacture of wood and of products of wood and cork, except furniture..... | 0.429 | 0.454 | 0.537 | 0.511 | 0.577 |
| MANUFACTURE OF PAPER, PAPER PRODUCTS AND PRINTING | 0.709 | 0.704 | 0.687 | 0.727 | 0.524 |
| Manufacture of paper and paper products..... | 0.963 | 0.902 | 0.838 | 0.973 | 0.535 |
| Publishing and printing services..... | 0.443 | 0.490 | 0.545 | 0.584 | 0.518 |
| MANUFACTURE OF CHEMICALS AND CHEMICAL PRODUCTS..... | 0.774 | 0.751 | 0.735 | 0.785 | 0.734 |
| Manufacture of basic chemicals, except fertilizers and nitrogen compounds..... | 0.284 | 0.316 | 0.553 | 0.542 | 0.310 |
| Manufacture of paints, varnishes and mastics | 0.531 | 0.528 | 0.417 | 0.634 | 0.696 |

RATIO OF IMPORTED TO TOTAL COST OF RAW MATERIAL CONSUMED BY INDUSTRIAL GROUP - PUBLIC AND PRIVATE
1995/1996(1988 E.F.Y) - 1999/2000(1992 E.F.Y)

TABLE 5.15 (Contd..)

| INDUSTRIAL GROUP | 1988 | 1989 | 1990 | 1991 | 1992 |
|--|-------|-------|-------|-------|-------|
| Manufacture of pharmaceuticals, medicinal chemicals and botanical products..... | 0.985 | 0.917 | 0.979 | 0.982 | 0.680 |
| Manufacture of soap and detergents cleaning and polishing, perfumes and toilet preparations..... | 0.858 | 0.822 | 0.726 | 0.733 | 0.810 |
| Manufacture of chemical products n.e.c. | 0.884 | 0.896 | 0.871 | 0.910 | 0.928 |
| MANUFACTURE OF RUBBER AND PLASTIC PRODUCTS..... | 0.950 | 0.947 | 0.934 | 0.926 | 0.957 |
| Manufacture of rubber products..... | 1.000 | 0.977 | 0.996 | 0.988 | 0.998 |
| Manufacture of plastic products..... | 0.902 | 0.918 | 0.876 | 0.887 | 0.924 |
| MANUFACTURE OF OTHER NON-METALLIC MINERAL PRODUCTS ... | 0.418 | 0.307 | 0.361 | 0.221 | 0.332 |
| Manufacture of glass and glass products..... | 0.147 | 0.141 | 0.349 | 0.048 | 0.293 |
| Manufacture of structural clay products | 0.403 | 0.003 | 0.017 | - | - |
| Manufacture of cement, lime and plaster | 0.645 | 0.419 | 0.475 | 0.300 | 0.478 |
| Manufacture of articles of concrete, cement and plaster | 0.037 | 0.012 | 0.069 | 0.035 | 0.039 |
| Manufacture of non-metallic mineral products n.e.c.. | 0.138 | 0.259 | 0.324 | 0.122 | 0.102 |
| MANUFACTURE OF BASIC IRON AND STEEL..... | 0.993 | 0.994 | 0.990 | 0.987 | 0.983 |
| Manufacture of basic iron and steel..... | 0.993 | 0.994 | 0.990 | 0.987 | 0.983 |
| MANUFACTURE OF FABRICATED METAL PRODUCTS EXCEPT MACHINERY AND EQUIPMENT | 0.901 | 0.930 | 0.907 | 0.908 | 0.819 |
| Manufacture of structural metal products, tanks, reservoirs and containers of metal | 0.856 | 0.699 | 0.767 | 0.795 | 0.513 |
| Manufacture of cutlery, hand tools and general hardware | 0.804 | 0.965 | 0.949 | 0.959 | 0.916 |
| Manufacture of other fabricated metal products | 0.946 | 0.973 | 0.938 | 0.933 | 0.922 |
| MANUFACTURE OF MACHINERY AND EQUIPMENT N.E.C. | 0.686 | 0.900 | 0.769 | 0.668 | 0.582 |
| Manufacture of pumps, compressors, taps and valves.. | 0.943 | 1.000 | - | - | - |
| Manufacture of ovens, furnaces and furnace burners.. | 0.207 | 0.648 | 0.577 | 0.644 | 0.579 |
| Manufacture of other general purpose machinery..... | 0.530 | 0.891 | 0.246 | - | - |
| Manufacture of machinery for food and beverage processing | 0.524 | 0.894 | 0.798 | 0.619 | 0.584 |
| Manufacture of accumulators, primary cells and and primary batteries | 1.000 | 0.991 | 0.996 | 0.996 | 1.000 |
| MANUFACTURE OF MOTOR VEHICLES | 0.915 | 0.851 | 0.923 | 0.931 | 0.912 |
| Manufacture of bodies for motor vehicles..... | 0.916 | 0.852 | 0.926 | 0.931 | 0.913 |
| Manufacture of parts and accessories for motor vehicles and their engines..... | 0.618 | 0.075 | 0.223 | 0.121 | - |
| MANUFACTURE OF FURNITURE; MANUFACTURING N.E.C. | 0.212 | 0.224 | 0.325 | 0.336 | 0.427 |
| Manufacture of furniture; manufacturing n.e.c..... | 0.212 | 0.224 | 0.325 | 0.336 | 0.427 |
| T O T A L | 0.476 | 0.442 | 0.434 | 0.536 | 0.515 |

PERCENTAGE DISTRIBUTION OF VALUE ADDED* BY INDUSTRIAL GROUP - PUBLIC AND PRIVATE
1995/1996(1988 E.F.Y) - 1999/2000(1992 E.F.Y)

TABLE 5.16

| INDUSTRIAL GROUP | 1988 | 1989 | 1990 | 1991 | 1992 |
|---|-------|-------|-------|-------|-------|
| MANUFACTURE OF FOOD PRODUCTS AND BEVERAGES..... | 41.15 | 39.40 | 34.26 | 46.67 | 44.09 |
| Production, processing and preserving of meat, fruit and vegetables | 0.83 | 0.68 | 1.06 | 3.77 | 3.72 |
| Manufacture of vegetable and animal oils and fats... | 0.93 | 0.42 | 0.26 | 0.62 | 0.54 |
| Manufacture of dairy products | 0.02 | 0.20 | 0.27 | 0.17 | 0.20 |
| Manufacture of grain mill products | 3.53 | 3.27 | 2.10 | 2.07 | 2.54 |
| Manufacture of prepared animal feeds | 0.07 | 0.07 | 0.06 | 0.06 | 0.06 |
| Manufacture of bakery products | 2.13 | 1.70 | 2.09 | 2.74 | 2.83 |
| Manufacture of sugar and sugar confectionery | 19.22 | 19.48 | 13.16 | 27.18 | 21.66 |
| Manufacture of macaroni and spaghetti..... | 1.26 | 1.15 | 2.27 | 0.91 | 1.13 |
| Manufacture of food products n.e.c. | 1.01 | 1.73 | 1.67 | 0.76 | 0.70 |
| Distilling, rectifying and blending of spirits | 0.87 | 1.25 | 1.40 | 1.20 | 0.71 |
| Manufacture of wines | 0.51 | 0.29 | 0.34 | 0.29 | 0.25 |
| Manufacture of malt liquors and malt | 7.56 | 6.45 | 6.87 | 3.81 | 7.31 |
| Manufacture of soft drinks & production of mineral waters | 3.21 | 2.72 | 2.72 | 3.08 | 2.46 |
| MANUFACTURE OF TOBACCO PRODUCTS | 4.83 | 3.86 | 6.47 | 6.82 | 6.60 |
| Manufacture of tobacco products..... | 4.83 | 3.86 | 6.47 | 6.82 | 6.60 |
| MANUFACTURE OF TEXTILES | 9.83 | 8.33 | 8.08 | 6.03 | 5.72 |
| Spinning, weaving and finishing of textiles | 8.51 | 6.92 | 6.51 | 4.94 | 4.84 |
| Manufacture of cordage, rope, twine and netting | 1.27 | 1.32 | 1.50 | 1.02 | 0.86 |
| Knitting mills | 0.05 | 0.09 | 0.06 | 0.07 | 0.02 |
| MANUFACTURE OF WEARING APPAREL, EXCEPT FUR APPAREL.... | 0.95 | 0.90 | 0.44 | 0.62 | 0.64 |
| Manufacture of wearing apparel except fur apparel... | 0.95 | 0.90 | 0.44 | 0.62 | 0.64 |
| TANNING AND DRESSING OF LEATHER; MANUFACTURE OF FOOTWEAR, LUGGAGE AND HANDBAGS | 9.15 | 10.57 | 7.06 | 7.13 | 4.44 |
| Tanning and dressing of leather, luggage and handbags | 6.69 | 7.91 | 4.16 | 4.71 | 2.59 |
| Manufacture of footwear..... | 2.46 | 2.66 | 2.90 | 2.42 | 1.85 |
| MANUFACTURE OF WOOD AND OF PRODUCTS OF WOOD AND CORK, EXCEPT FURNITURE | 2.02 | 1.52 | 1.12 | 0.71 | 0.54 |
| Manufacture of wood and of products of wood and cork, except furniture..... | 2.02 | 1.52 | 1.12 | 0.71 | 0.54 |
| MANUFACTURE OF PAPER, PAPER PRODUCTS AND PRINTING..... | 6.65 | 5.60 | 7.09 | 5.43 | 5.70 |
| Manufacture of paper and paper products..... | 1.72 | 2.24 | 2.21 | 1.05 | 1.35 |
| Publishing and printing services..... | 4.93 | 3.35 | 4.88 | 4.38 | 4.34 |
| MANUFACTURE OF CHEMICALS AND CHEMICAL PRODUCTS..... | 3.18 | 4.86 | 9.97 | 3.75 | 5.05 |
| Manufacture of basic chemicals, except fertilizers and nitrogen compounds..... | -1.23 | -0.28 | -0.16 | 0.16 | 0.46 |
| Manufacture of paints, varnishes and mastics | 1.08 | 1.36 | 1.91 | 1.33 | 1.21 |

* IN THE NATIONAL ACCOUNT CONCEPT AT FACTOR COST

PERCENTAGE DISTRIBUTION OF VALUE ADDED* BY INDUSTRIAL GROUP - PUBLIC AND PRIVATE
1995/1996(1988 E.F.Y) - 1999/2000(1992 E.F.Y)

TABLE 5.16 (Contd..)

| INDUSTRIAL GROUP | 1988 | 1989 | 1990 | 1991 | 1992 |
|--|--------|--------|--------|--------|--------|
| Manufacture of pharmaceuticals, medicinal chemicals and botanical products..... | 0.95 | 2.23 | 6.37 | 1.15 | 1.70 |
| Manufacture of soap and detergents cleaning and polishing, perfumes and toilet preparations..... | 2.19 | 1.32 | 1.65 | 0.90 | 1.53 |
| Manufacture of chemical products n.e.c. | 0.20 | 0.23 | 0.18 | 0.21 | 0.15 |
| MANUFACTURE OF RUBBER AND PLASTIC PROCDUCTS..... | 3.32 | 4.52 | 5.14 | 4.85 | 4.43 |
| Manufacture of rubber products..... | 1.79 | 1.55 | 2.54 | 2.31 | 2.57 |
| Manufacture of plastic products..... | 1.53 | 2.97 | 2.60 | 2.54 | 1.86 |
| MANUFACTURE OF OTHER NON-METALLIC MINERAL PRODUCTS ... | 9.49 | 11.12 | 12.19 | 8.72 | 8.73 |
| Manufacture of glass and glass products..... | 0.66 | 0.64 | 0.94 | 0.65 | 0.40 |
| Manufacture of structural clay products | 0.25 | 0.27 | 0.26 | 0.19 | 0.17 |
| Manufacture of cement, lime and plaster | 6.01 | 6.98 | 8.47 | 5.76 | 6.14 |
| Manufacture of articles of concrete, cement and plaster | 1.76 | 1.37 | 1.35 | 1.27 | 1.04 |
| Manufacture of non-metallic mineral products n.e.c.. | 0.82 | 1.85 | 1.17 | 0.85 | 0.97 |
| MANUFACTURE OF BASIC IRON AND STEEL..... | 3.28 | 3.52 | 2.78 | 1.75 | 2.08 |
| Manufacture of basic iron and steel..... | 3.28 | 3.52 | 2.78 | 1.75 | 2.08 |
| MANUFACTURE OF FABRICATED METAL PRODUCTS EXCEPT MACHINERY AND EQUIPMENT | 2.02 | 1.84 | 1.44 | 1.31 | 1.40 |
| Manufacture of structural metal products, tanks, reservoirs and containers of metal | 0.34 | 0.32 | 0.19 | 0.19 | 0.27 |
| Manufacture of cutlery, hand tools and general hardware | 0.47 | 0.30 | 0.26 | 0.19 | 0.15 |
| Manufacture of other fabricated metal products | 1.20 | 1.22 | 0.99 | 0.92 | 0.99 |
| MANUFACTURE OF MACHINERY AND EQUIPMENT N.E.C. | 0.23 | 0.23 | 0.15 | 0.11 | 0.09 |
| Manufacture of pumps, compressors, taps and valves.. | 0.07 | 0.13 | - | - | - |
| Manufacture of ovens, furnaces and furnace burners.. | 0.05 | 0.04 | 0.02 | 0.02 | 0.02 |
| Manufacture of other general purpose machinery..... | 0.01 | 0.02 | 0.01 | - | - |
| Manufacture of machinery for food and beverage processing | 0.07 | 0.05 | 0.12 | 0.08 | 0.07 |
| Manufacture of accumulators, primary cells and and primary batteries | 0.01 | -0.01 | 0.01 | 0.01 | - |
| MANUFACTURE OF MOTOR VEHICLES | 2.35 | 1.70 | 0.95 | 4.17 | 8.75 |
| Manufacture of bodies for motor vehicles..... | 2.35 | 1.69 | 0.93 | 4.03 | 8.66 |
| Manufacture of parts and accessories for motor vehicles and their engines..... | 0.01 | 0.01 | 0.03 | 0.15 | 0.09 |
| MANUFACTURE OF FURNITURE; MANUFACTURING N.E.C. | 1.55 | 2.03 | 2.84 | 1.93 | 1.73 |
| Manufacture of furniture; manufacturing n.e.c..... | 1.55 | 2.03 | 2.84 | 1.93 | 1.73 |
| T O T A L | 100.00 | 100.00 | 100.00 | 100.00 | 100.00 |

* IN THE NATIONAL ACCOUNT CONCEPT AT FACTOR COST

RATIO OF COST OF ENERGY CONSUMED TO TOTAL INDUSTRIAL COST BY INDUSTRIAL GROUP - PUBLIC AND PRIVATE
1995/1996(1988 E.F.Y) - 1999/2000(1992 E.F.Y)

TABLE 5.17

| INDUSTRIAL GROUP | 1988 | 1989 | 1990 | 1991 | 1992 |
|---|-------|-------|-------|-------|-------|
| MANUFACTURE OF FOOD PRODUCTS AND BEVERAGES..... | 0.045 | 0.048 | 0.055 | 0.053 | 0.056 |
| Production, processing and preserving of meat, fruit and vegetables | 0.060 | 0.086 | 0.059 | 0.048 | 0.050 |
| Manufacture of vegetable and animal oils and fats... | 0.058 | 0.054 | 0.069 | 0.094 | 0.074 |
| Manufacture of dairy products | 0.040 | 0.098 | 0.078 | 0.082 | 0.096 |
| Manufacture of grain mill products | 0.015 | 0.017 | 0.025 | 0.026 | 0.021 |
| Manufacture of prepared animal feeds | 0.033 | 0.011 | 0.021 | 0.020 | 0.037 |
| Manufacture of bakery products | 0.039 | 0.043 | 0.047 | 0.048 | 0.058 |
| Manufacture of sugar and sugar confectionery | 0.052 | 0.049 | 0.057 | 0.058 | 0.080 |
| Manufacture of macaroni and spaghetti..... | 0.026 | 0.028 | 0.053 | 0.027 | 0.032 |
| Manufacture of food products n.e.c. | 0.036 | 0.048 | 0.051 | 0.056 | 0.040 |
| Distilling, rectifying and blending of spirits | 0.115 | 0.112 | 0.084 | 0.272 | 0.254 |
| Manufacture of wines | 0.014 | 0.010 | 0.012 | 0.011 | 0.016 |
| Manufacture of malt liquors and malt | 0.093 | 0.121 | 0.127 | 0.116 | 0.118 |
| Manufacture of soft drinks & production of mineral waters | 0.040 | 0.038 | 0.036 | 0.043 | 0.045 |
| MANUFACTURE OF TOBACCO PRODUCTS | 0.031 | 0.009 | 0.010 | 0.001 | 0.009 |
| Manufacture of tobacco products..... | 0.031 | 0.009 | 0.010 | 0.001 | 0.009 |
| MANUFACTURE OF TEXTILES | 0.086 | 0.098 | 0.131 | 0.127 | 0.122 |
| Spinning, weaving and finishing of textiles | 0.092 | 0.106 | 0.139 | 0.134 | 0.128 |
| Manufacture of cordage, rope, twine and netting | 0.031 | 0.025 | 0.039 | 0.039 | 0.049 |
| Knitting mills | 0.013 | 0.025 | 0.050 | 0.037 | 0.120 |
| MANUFACTURE OF WEARING APPAREL, EXCEPT FUR APPAREL.... | 0.008 | 0.030 | 0.040 | 0.041 | 0.025 |
| Manufacture of wearing apparel except fur apparel... | 0.008 | 0.030 | 0.040 | 0.041 | 0.025 |
| TANNING AND DRESSING OF LEATHER; MANUFACTURE OF FOOTWEAR, LUGGAGE AND HANDBAGS | 0.013 | 0.018 | 0.015 | 0.024 | 0.024 |
| Tanning and dressing of leather, luggage and handbags | 0.011 | 0.018 | 0.012 | 0.022 | 0.023 |
| Manufacture of footwear..... | 0.022 | 0.018 | 0.025 | 0.027 | 0.028 |
| MANUFACTURE OF WOOD AND OF PRODUCTS OF WOOD AND CORK, EXCEPT FURNITURE | 0.140 | 0.186 | 0.196 | 0.205 | 0.237 |
| Manufacture of wood and of products of wood and cork, except furniture..... | 0.140 | 0.186 | 0.196 | 0.205 | 0.237 |
| MANUFACTURE OF PAPER, PAPER PRODUCTS AND PRINTING..... | 0.038 | 0.052 | 0.075 | 0.070 | 0.041 |
| Manufacture of paper and paper products..... | 0.061 | 0.087 | 0.133 | 0.152 | 0.079 |
| Publishing and printing services..... | 0.013 | 0.015 | 0.017 | 0.018 | 0.018 |
| MANUFACTURE OF CHEMICALS AND CHEMICAL PRODUCTS..... | 0.017 | 0.030 | 0.033 | 0.029 | 0.028 |
| Manufacture of basic chemicals, except fertilizers and nitrogen compounds..... | 0.096 | 0.237 | 0.231 | 0.278 | 0.282 |
| Manufacture of paints, varnishes and mastics | 0.005 | 0.004 | 0.005 | 0.005 | 0.006 |

RATIO OF COST OF ENERGY CONSUMED TO TOTAL INDUSTRIAL COST BY INDUSTRIAL GROUP - PUBLIC AND PRIVATE
1995/1996(1988 E.F.Y) - 1999/2000(1992 E.F.Y)

TABLE 5.17(Contd..)

| INDUSTRIAL GROUP | 1988 | 1989 | 1990 | 1991 | 1992 |
|--|-------|-------|-------|-------|-------|
| Manufacture of pharmaceuticals, medicinal chemicals and botanical products..... | 0.009 | 0.009 | 0.028 | 0.012 | 0.019 |
| Manufacture of soap and detergents cleaning and polishing, perfumes and toilet preparations..... | 0.017 | 0.025 | 0.026 | 0.026 | 0.025 |
| Manufacture of chemical products n.e.c. | 0.014 | 0.009 | 0.012 | 0.024 | 0.026 |
| MANUFACTURE OF RUBBER AND PLASTIC PROCDUCTS..... | 0.061 | 0.075 | 0.071 | 0.090 | 0.080 |
| Manufacture of rubber products..... | 0.086 | 0.122 | 0.099 | 0.144 | 0.123 |
| Manufacture of plastic products..... | 0.036 | 0.028 | 0.041 | 0.051 | 0.040 |
| MANUFACTURE OF OTHER NON-METALLIC MINERAL PRODUCTS ... | 0.430 | 0.426 | 0.502 | 0.459 | 0.473 |
| Manufacture of glass and glass products..... | 0.382 | 0.407 | 0.434 | 0.478 | 0.553 |
| Manufacture of structural clay products | 0.827 | 0.839 | 0.911 | 0.919 | 0.912 |
| Manufacture of cement, lime and plaster | 0.580 | 0.535 | 0.631 | 0.581 | 0.596 |
| Manufacture of articles of concrete, cement and plaster | 0.021 | 0.037 | 0.052 | 0.056 | 0.046 |
| Manufacture of non-metallic mineral products n.e.c.. | 0.068 | 0.160 | 0.109 | 0.109 | 0.155 |
| MANUFACTURE OF BASIC IRON AND STEEL..... | 0.017 | 0.018 | 0.024 | 0.030 | 0.036 |
| Manufacture of basic iron and steel..... | 0.017 | 0.018 | 0.024 | 0.030 | 0.036 |
| MANUFACTURE OF FABRICATED METAL PRODUCTS EXCEPT MACHINERY AND EQUIPMENT | 0.036 | 0.042 | 0.063 | 0.073 | 0.075 |
| Manufacture of structural metal products, tanks, reservoirs and containers of metal | 0.014 | 0.023 | 0.024 | 0.031 | 0.022 |
| Manufacture of cutlery, hand tools and general hardware | 0.037 | 0.033 | 0.058 | 0.040 | 0.080 |
| Manufacture of other fabricated metal products | 0.042 | 0.050 | 0.075 | 0.099 | 0.092 |
| MANUFACTURE OF MACHINERY AND EQUIPMENT N.E.C. | 0.063 | 0.049 | 0.036 | 0.047 | 0.053 |
| Manufacture of pumps, compressors, taps and valves.. | 0.125 | 0.064 | - | - | - |
| Manufacture of ovens, furnaces and furnace burners.. | 0.016 | 0.026 | 0.025 | 0.028 | 0.059 |
| Manufacture of other general purpose machinery..... | 0.015 | 0.041 | 0.086 | 0.294 | 0.089 |
| Manufacture of machinery for food and beverage processing | 0.056 | 0.036 | 0.027 | 0.043 | 0.050 |
| Manufacture of accumulators, primary cells and and primary batteries | 0.032 | 0.070 | 0.079 | 0.082 | 0.030 |
| MANUFACTURE OF MOTOR VEHICLES | 0.002 | 0.005 | 0.006 | 0.002 | 0.003 |
| Manufacture of bodies for motor vehicles..... | 0.002 | 0.005 | 0.006 | 0.002 | 0.003 |
| Manufacture of parts and accessories for motor vehicles and their engines..... | 0.167 | 0.253 | 0.080 | 0.085 | 0.054 |
| MANUFACTURE OF FURNITURE; MANUFACTURING N.E.C. | 0.015 | 0.015 | 0.021 | 0.020 | 0.020 |
| Manufacture of furniture; manufacturing n.e.c..... | 0.015 | 0.015 | 0.021 | 0.020 | 0.020 |
| T O T A L | 0.066 | 0.081 | 0.090 | 0.081 | 0.076 |

RATIO OF VALUE ADDED* TO GROSS VALUE OF PRODUCTION BY INDUSTRIAL GROUP- PUBLIC AND PRIVATE
1995/1996(1988 E.F.Y) - 1999/2000(1992 E.F.Y)

TABLE 5.18

| INDUSTRIAL GROUP | 1988 | 1989 | 1990 | 1991 | 1992 |
|---|--------|--------|--------|-------|-------|
| MANUFACTURE OF FOOD PRODUCTS AND BEVERAGES..... | 0.301 | 0.298 | 0.208 | 0.309 | 0.308 |
| Production, processing and preserving of meat, fruit and vegetables | 0.204 | 0.251 | 0.309 | 0.330 | 0.354 |
| Manufacture of vegetable and animal oils and fats... | 0.241 | 0.134 | 0.046 | 0.138 | 0.124 |
| Manufacture of dairy products | 0.038 | 0.296 | 0.333 | 0.270 | 0.344 |
| Manufacture of grain mill products | 0.170 | 0.140 | 0.091 | 0.093 | 0.111 |
| Manufacture of prepared animal feeds | 0.267 | 0.271 | 0.228 | 0.287 | 0.196 |
| Manufacture of bakery products | 0.212 | 0.208 | 0.208 | 0.234 | 0.222 |
| Manufacture of sugar and sugar confectionery | 0.531 | 0.561 | 0.264 | 0.581 | 0.513 |
| Manufacture of macaroni and spaghetti..... | 0.382 | 0.422 | 0.435 | 0.207 | 0.254 |
| Manufacture of food products n.e.c. | 0.296 | 0.371 | 0.250 | 0.323 | 0.298 |
| Distilling, rectifying and blending of spirits | 0.227 | 0.313 | 0.292 | 0.400 | 0.281 |
| Manufacture of wines | 0.272 | 0.228 | 0.281 | 0.342 | 0.305 |
| Manufacture of malt liquors and malt | 0.237 | 0.220 | 0.212 | 0.143 | 0.298 |
| Manufacture of soft drinks & production of mineral waters | 0.194 | 0.155 | 0.125 | 0.192 | 0.161 |
| MANUFACTURE OF TOBACCO PRODUCTS | 0.315 | 0.270 | 0.408 | 0.534 | 0.587 |
| Manufacture of tobacco products..... | 0.315 | 0.270 | 0.408 | 0.534 | 0.587 |
| MANUFACTURE OF TEXTILES | 0.224 | 0.209 | 0.209 | 0.189 | 0.221 |
| Spinning, weaving and finishing of textiles | 0.216 | 0.196 | 0.190 | 0.171 | 0.206 |
| Manufacture of cordage, rope, twine and netting | 0.296 | 0.317 | 0.370 | 0.382 | 0.367 |
| Knitting mills | 0.238 | 0.255 | 0.280 | 0.315 | 0.357 |
| MANUFACTURE OF WEARING APPAREL, EXCEPT FUR APPAREL.... | 0.211 | 0.260 | 0.124 | 0.212 | 0.239 |
| Manufacture of wearing apparel except fur apparel... | 0.211 | 0.260 | 0.124 | 0.212 | 0.239 |
| TANNING AND DRESSING OF LEATHER; MANUFACTURE OF FOOTWEAR, LUGGAGE AND HANDBAGS | 0.230 | 0.274 | 0.166 | 0.250 | 0.175 |
| Tanning and dressing of leather, luggage and handbags | 0.217 | 0.275 | 0.134 | 0.253 | 0.156 |
| Manufacture of footwear..... | 0.273 | 0.271 | 0.256 | 0.245 | 0.210 |
| MANUFACTURE OF WOOD AND OF PRODUCTS OF WOOD AND CORK, EXCEPT FURNITURE | 0.482 | 0.462 | 0.421 | 0.383 | 0.367 |
| Manufacture of wood and of products of wood and cork, except furniture..... | 0.482 | 0.462 | 0.421 | 0.383 | 0.367 |
| MANUFACTURE OF PAPER, PAPER PRODUCTS AND PRINTING..... | 0.363 | 0.357 | 0.374 | 0.374 | 0.385 |
| Manufacture of paper and paper products..... | 0.223 | 0.299 | 0.274 | 0.236 | 0.280 |
| Publishing and printing services..... | 0.466 | 0.411 | 0.448 | 0.435 | 0.436 |
| MANUFACTURE OF CHEMICALS AND CHEMICAL PRODUCTS..... | 0.160 | 0.235 | 0.324 | 0.188 | 0.253 |
| Manufacture of basic chemicals, except fertilizers and nitrogen compounds..... | -3.367 | -0.158 | -0.076 | 0.104 | 0.408 |
| Manufacture of paints, varnishes and mastics | 0.214 | 0.262 | 0.284 | 0.243 | 0.235 |

* IN THE NATIONAL ACCOUNT CONCEPT AT FACTOR COST

RATIO OF VALUE ADDED* TO GROSS VALUE OF PRODUCTION BY INDUSTRIAL GROUP- PUBLIC AND PRIVATE
1995/1996(1988 E.F.Y) - 1999/2000(1992 E.F.Y)

TABLE 5.18(Contd..)

| INDUSTRIAL GROUP | 1988 | 1989 | 1990 | 1991 | 1992 |
|--|-------|--------|-------|-------|-------|
| Manufacture of pharmaceuticals, medicinal chemicals and botanical products..... | 0.254 | 0.362 | 0.520 | 0.203 | 0.339 |
| Manufacture of soap and detergents cleaning and polishing, perfumes and toilet preparations..... | 0.215 | 0.208 | 0.197 | 0.139 | 0.189 |
| Manufacture of chemical products n.e.c. | 0.315 | 0.195 | 0.145 | 0.268 | 0.255 |
| MANUFACTURE OF RUBBER AND PLASTIC PRODUCTS..... | 0.284 | 0.255 | 0.251 | 0.282 | 0.271 |
| Manufacture of rubber products..... | 0.314 | 0.182 | 0.242 | 0.296 | 0.305 |
| Manufacture of plastic products..... | 0.256 | 0.323 | 0.261 | 0.271 | 0.235 |
| MANUFACTURE OF OTHER NON-METALLIC MINERAL PRODUCTS ... | 0.361 | 0.344 | 0.340 | 0.305 | 0.339 |
| Manufacture of glass and glass products..... | 0.458 | 0.552 | 0.447 | 0.495 | 0.397 |
| Manufacture of structural clay products | 0.456 | 0.391 | 0.324 | 0.318 | 0.321 |
| Manufacture of cement, lime and plaster | 0.346 | 0.327 | 0.345 | 0.298 | 0.351 |
| Manufacture of articles of concrete, cement and plaster | 0.359 | 0.397 | 0.376 | 0.332 | 0.328 |
| Manufacture of non-metallic mineral products n.e.c.. | 0.392 | 0.325 | 0.243 | 0.239 | 0.274 |
| MANUFACTURE OF BASIC IRON AND STEEL..... | 0.185 | 0.195 | 0.149 | 0.165 | 0.206 |
| Manufacture of basic iron and steel..... | 0.185 | 0.195 | 0.149 | 0.165 | 0.206 |
| MANUFACTURE OF FABRICATED METAL PRODUCTS EXCEPT MACHINERY AND EQUIPMENT | 0.289 | 0.304 | 0.272 | 0.297 | 0.281 |
| Manufacture of structural metal products, tanks, reservoirs and containers of metal | 0.288 | 0.382 | 0.220 | 0.237 | 0.256 |
| Manufacture of cutlery, hand tools and general hardware | 0.288 | 0.245 | 0.299 | 0.248 | 0.219 |
| Manufacture of other fabricated metal products | 0.290 | 0.305 | 0.278 | 0.328 | 0.302 |
| MANUFACTURE OF MACHINERY AND EQUIPMENT N.E.C. | 0.367 | 0.380 | 0.329 | 0.328 | 0.351 |
| Manufacture of pumps, compressors, taps and valves.. | 0.308 | 0.435 | - | - | - |
| Manufacture of ovens, furnaces and furnace burners.. | 0.364 | 0.413 | 0.326 | 0.282 | 0.298 |
| Manufacture of other general purpose machinery..... | 0.429 | 0.464 | 0.338 | 0.490 | 0.334 |
| Manufacture of machinery for food and beverage processing | 0.712 | 0.349 | 0.361 | 0.369 | 0.371 |
| Manufacture of accumulators, primary cells and and primary batteries | 0.132 | -0.776 | 0.127 | 0.144 | 0.259 |
| MANUFACTURE OF MOTOR VEHICLES | 0.172 | 0.212 | 0.094 | 0.115 | 0.211 |
| Manufacture of bodies for motor vehicles..... | 0.172 | 0.211 | 0.092 | 0.111 | 0.209 |
| Manufacture of parts and accessories for motor vehicles and their engines..... | 0.750 | 0.544 | 0.419 | 0.814 | 0.726 |
| MANUFACTURE OF FURNITURE; MANUFACTURING N.E.C. | 0.374 | 0.367 | 0.372 | 0.324 | 0.317 |
| Manufacture of furniture; manufacturing n.e.c..... | 0.374 | 0.367 | 0.372 | 0.324 | 0.317 |
| T O T A L | 0.275 | 0.280 | 0.240 | 0.273 | 0.286 |

* IN THE NATIONAL ACCOUNT CONCEPT AT FACTOR COST

VALUE ADDED* PER PERSON ENGAGED BY INDUSTRIAL GROUP - PUBLIC AND PRIVATE
1995/1996(1988 E.F.Y) - 1999/2000(1992 E.F.Y)

TABLE 5.19

(In Birr)

| INDUSTRIAL GROUP | 1988 | 1989 | 1990 | 1991 | 1992 |
|---|---------|--------|---------|---------|---------|
| MANUFACTURE OF FOOD PRODUCTS AND BEVERAGES..... | 27,643 | 27,598 | 20,257 | 34,164 | 35,960 |
| Production, processing and preserving of meat, fruit and vegetables | 4,380 | 3,910 | 6,532 | 24,969 | 24,409 |
| Manufacture of vegetable and animal oils and fats... | 8,559 | 5,559 | 2,328 | 7,257 | 8,302 |
| Manufacture of dairy products | 1,473 | 12,549 | 15,548 | 13,682 | 19,031 |
| Manufacture of grain mill products | 22,683 | 19,448 | 10,252 | 12,353 | 16,849 |
| Manufacture of prepared animal feeds | 5,297 | 5,055 | 4,316 | 6,473 | 7,042 |
| Manufacture of bakery products | 12,034 | 9,956 | 10,497 | 15,648 | 18,520 |
| Manufacture of sugar and sugar confectionery | 69,892 | 67,604 | 35,402 | 88,153 | 77,813 |
| Manufacture of macaroni and spaghetti..... | 59,627 | 54,777 | 67,020 | 39,265 | 61,822 |
| Manufacture of food products n.e.c. | 21,310 | 34,710 | 36,325 | 18,199 | 20,177 |
| Distilling, rectifying and blending of spirits | 17,061 | 24,174 | 25,005 | 31,508 | 23,948 |
| Manufacture of wines | 11,742 | 7,062 | 7,656 | 9,813 | 10,145 |
| Manufacture of malt liquors and malt | 42,053 | 39,828 | 37,064 | 26,699 | 58,287 |
| Manufacture of soft drinks & production of mineral waters | 15,171 | 13,764 | 11,038 | 17,026 | 13,920 |
| MANUFACTURE OF TOBACCO PRODUCTS | 78,419 | 68,153 | 110,672 | 154,801 | 179,923 |
| Manufacture of tobacco products..... | 78,419 | 68,153 | 110,672 | 154,801 | 179,923 |
| MANUFACTURE OF TEXTILES | 5,512 | 5,143 | 4,938 | 4,658 | 5,605 |
| Spinning, weaving and finishing of textiles | 5,430 | 4,811 | 4,500 | 4,303 | 5,374 |
| Manufacture of cordage, rope, twine and netting | 6,162 | 8,089 | 8,558 | 7,589 | 7,518 |
| Knitting mills | 5,017 | 4,921 | 4,809 | 5,778 | 3,827 |
| MANUFACTURE OF WEARING APPAREL, EXCEPT FUR APPAREL.... | 3,695 | 3,289 | 1,619 | 3,175 | 3,966 |
| Manufacture of wearing apparel except fur apparel... | 3,695 | 3,289 | 1,619 | 3,175 | 3,966 |
| TANNING AND DRESSING OF LEATHER; MANUFACTURE OF FOOTWEAR, LUGGAGE AND HANDBAGS | 18,540 | 21,591 | 14,134 | 19,553 | 14,707 |
| Tanning and dressing of leather, luggage and handbags | 29,487 | 33,495 | 17,091 | 25,807 | 16,751 |
| Manufacture of footwear..... | 9,230 | 10,505 | 11,322 | 13,288 | 12,562 |
| MANUFACTURE OF WOOD AND OF PRODUCTS OF WOOD AND CORK, EXCEPT FURNITURE | 12,699 | 13,291 | 13,101 | 11,557 | 11,048 |
| Manufacture of wood and of products of wood and cork, except furniture..... | 12,699 | 13,291 | 13,101 | 11,557 | 11,048 |
| MANUFACTURE OF PAPER, PAPER PRODUCTS AND PRINTING..... | 18,993 | 18,337 | 19,503 | 19,450 | 22,432 |
| Manufacture of paper and paper products..... | 21,559 | 25,751 | 23,859 | 15,184 | 18,831 |
| Publishing and printing services..... | 18,235 | 15,375 | 18,012 | 20,860 | 23,851 |
| MANUFACTURE OF CHEMICALS AND CHEMICAL PRODUCTS..... | 17,823 | 22,009 | 36,817 | 18,758 | 27,338 |
| Manufacture of basic chemicals, except fertilizers and nitrogen compounds..... | -39,325 | -4,199 | -2,173 | 2,962 | 10,699 |
| Manufacture of paints, varnishes and mastics | 40,149 | 54,352 | 64,150 | 50,456 | 51,220 |

VALUE ADDED* PER PERSON ENGAGED BY INDUSTRIAL GROUP - PUBLIC AND PRIVATE
1995/1996(1988 E.F.Y) - 1999/2000(1992 E.F.Y)

TABLE 5.19 (Contd..)

(In Birr)

| INDUSTRIAL GROUP | 1988 | 1989 | 1990 | 1991 | 1992 |
|--|--------|--------|---------|--------|---------|
| Manufacture of pharmaceuticals, medicinal chemicals and botanical products..... | 30,093 | 77,479 | 100,132 | 24,624 | 36,718 |
| Manufacture of soap and detergents cleaning and polishing, perfumes and toilet preparations..... | 26,641 | 14,971 | 18,832 | 14,437 | 23,520 |
| Manufacture of chemical products n.e.c. | 29,273 | 18,559 | 10,992 | 22,450 | 21,616 |
| MANUFACTURE OF RUBBER AND PLASTIC PROCDUCTS..... | 23,787 | 31,433 | 25,501 | 31,583 | 32,672 |
| Manufacture of rubber products..... | 25,461 | 27,249 | 35,205 | 47,219 | 60,948 |
| Manufacture of plastic products..... | 22,087 | 34,178 | 20,097 | 24,263 | 19,944 |
| MANUFACTURE OF OTHER NON-METALLIC MINERAL PRODUCTS ... | 24,725 | 27,684 | 25,616 | 24,942 | 27,648 |
| Manufacture of glass and glass products..... | 15,779 | 18,875 | 22,150 | 23,696 | 17,210 |
| Manufacture of structural clay products | 6,139 | 11,260 | 8,069 | 8,523 | 7,624 |
| Manufacture of cement, lime and plaster | 55,377 | 61,710 | 68,052 | 61,814 | 75,567 |
| Manufacture of articles of concrete, cement and plaster | 10,705 | 9,009 | 8,253 | 10,233 | 8,674 |
| Manufacture of non-metallic mineral products n.e.c.. | 28,289 | 23,689 | 10,347 | 10,321 | 14,196 |
| MANUFACTURE OF BASIC IRON AND STEEL..... | 46,640 | 52,224 | 37,517 | 31,152 | 41,614 |
| Manufacture of basic iron and steel..... | 46,640 | 52,224 | 37,517 | 31,152 | 41,614 |
| MANUFACTURE OF FABRICATED METAL PRODUCTS EXCEPT MACHINERY AND EQUIPMENT | 15,690 | 16,198 | 11,407 | 12,631 | 12,908 |
| Manufacture of structural metal products, tanks, reservoirs and containers of metal | 9,192 | 9,231 | 5,847 | 6,538 | 9,043 |
| Manufacture of cutlery, hand tools and general hardware | 13,138 | 11,052 | 7,697 | 7,687 | 6,323 |
| Manufacture of other fabricated metal products | 21,774 | 23,545 | 16,434 | 18,855 | 17,701 |
| MANUFACTURE OF MACHINERY AND EQUIPMENT N.E.C. | 7,854 | 7,308 | 5,835 | 4,809 | 7,360 |
| Manufacture of pumps, compressors, taps and valves.. | 8,083 | 15,643 | - | - | - |
| Manufacture of ovens, furnaces and furnace burners.. | 12,398 | 12,853 | 5,191 | 4,051 | 5,567 |
| Manufacture of other general purpose machinery..... | 6,869 | 5,246 | 2,963 | 3,688 | 6,861 |
| Manufacture of machinery for food and beverage processing | 9,103 | 4,781 | 8,765 | 6,467 | 8,244 |
| Manufacture of accumulators, primary cells and and primary batteries | 2,415 | -2,560 | 1,053 | 1,186 | 3,556 |
| MANUFACTURE OF MOTOR VEHICLES | 52,576 | 34,798 | 16,188 | 70,875 | 117,345 |
| Manufacture of bodies for motor vehicles..... | 54,429 | 35,330 | 16,435 | 71,590 | 119,033 |
| Manufacture of parts and accessories for motor vehicles and their engines..... | 3,595 | 9,642 | 10,704 | 55,526 | 49,284 |
| MANUFACTURE OF FURNITURE; MANUFACTURING N.E.C. | 10,058 | 9,027 | 10,088 | 9,100 | 9,679 |
| Manufacture of furniture; manufacturing n.e.c..... | 10,058 | 9,027 | 10,088 | 9,100 | 9,679 |
| T O T A L | 17,476 | 18,052 | 16,326 | 21,003 | 24,325 |

RATIO OF COST OF LABOUR TO VALUE ADDED* BY INDUSTRIAL GROUP - PUBLIC AND PRIVATE
1995/1996(1988 E.F.Y) - 1999/2000(1992 E.F.Y)

TABLE 5.20

| INDUSTRIAL GROUP | 1988 | 1989 | 1990 | 1991 | 1992 |
|---|--------|--------|--------|-------|-------|
| MANUFACTURE OF FOOD PRODUCTS AND BEVERAGES..... | 0.207 | 0.223 | 0.305 | 0.195 | 0.192 |
| Production, processing and preserving of meat, fruit and vegetables | 0.878 | 0.900 | 0.526 | 0.168 | 0.222 |
| Manufacture of vegetable and animal oils and fats... | 0.499 | 0.746 | 1.769 | 0.660 | 0.625 |
| Manufacture of dairy products | 2.226 | 0.261 | 0.214 | 0.258 | 0.185 |
| Manufacture of grain mill products | 0.248 | 0.293 | 0.524 | 0.456 | 0.338 |
| Manufacture of prepared animal feeds | 0.770 | 0.640 | 0.832 | 0.570 | 0.584 |
| Manufacture of bakery products | 0.290 | 0.356 | 0.346 | 0.249 | 0.245 |
| Manufacture of sugar and sugar confectionery | 0.126 | 0.139 | 0.237 | 0.103 | 0.113 |
| Manufacture of macaroni and spaghetti..... | 0.076 | 0.104 | 0.095 | 0.149 | 0.126 |
| Manufacture of food products n.e.c. | 0.157 | 0.105 | 0.129 | 0.235 | 0.209 |
| Distilling, rectifying and blending of spirits | 0.355 | 0.277 | 0.303 | 0.247 | 0.335 |
| Manufacture of wines | 0.553 | 0.863 | 0.837 | 0.590 | 0.608 |
| Manufacture of malt liquors and malt | 0.166 | 0.213 | 0.233 | 0.397 | 0.179 |
| Manufacture of soft drinks & production of mineral waters | 0.370 | 0.448 | 0.603 | 0.403 | 0.519 |
| MANUFACTURE OF TOBACCO PRODUCTS | 0.116 | 0.187 | 0.091 | 0.072 | 0.064 |
| Manufacture of tobacco products..... | 0.116 | 0.187 | 0.091 | 0.072 | 0.064 |
| MANUFACTURE OF TEXTILES | 0.670 | 0.732 | 0.801 | 0.839 | 0.839 |
| Spinning, weaving and finishing of textiles | 0.698 | 0.774 | 0.875 | 0.904 | 0.887 |
| Manufacture of cordage, rope, twine and netting | 0.489 | 0.531 | 0.494 | 0.552 | 0.579 |
| Knitting mills | 0.406 | 0.466 | 0.466 | 0.408 | 0.570 |
| MANUFACTURE OF WEARING APPAREL, EXCEPT FUR APPAREL.... | 0.813 | 0.980 | 2.289 | 1.188 | 1.019 |
| Manufacture of wearing apparel except fur apparel... | 0.813 | 0.980 | 2.289 | 1.188 | 1.019 |
| TANNING AND DRESSING OF LEATHER; MANUFACTURE OF FOOTWEAR, LUGGAGE AND HANDBAGS | 0.337 | 0.269 | 0.422 | 0.375 | 0.512 |
| Tanning and dressing of leather, luggage and handbags | 0.282 | 0.217 | 0.406 | 0.339 | 0.535 |
| Manufacture of footwear..... | 0.488 | 0.425 | 0.445 | 0.446 | 0.480 |
| MANUFACTURE OF WOOD AND OF PRODUCTS OF WOOD AND CORK, EXCEPT FURNITURE | 0.360 | 0.345 | 0.434 | 0.535 | 0.541 |
| Manufacture of wood and of products of wood and cork, except furniture..... | 0.360 | 0.345 | 0.434 | 0.535 | 0.541 |
| MANUFACTURE OF PAPER, PAPER PRODUCTS AND PRINTING..... | 0.335 | 0.373 | 0.365 | 0.374 | 0.319 |
| Manufacture of paper and paper products..... | 0.283 | 0.257 | 0.291 | 0.472 | 0.339 |
| Publishing and printing services..... | 0.353 | 0.450 | 0.399 | 0.350 | 0.313 |
| MANUFACTURE OF CHEMICALS AND CHEMICAL PRODUCTS..... | 0.310 | 0.248 | 0.148 | 0.342 | 0.237 |
| Manufacture of basic chemicals, except fertilizers and nitrogen compounds..... | -0.154 | -1.411 | -2.738 | 2.076 | 0.501 |
| Manufacture of paints, varnishes and mastics | 0.164 | 0.117 | 0.127 | 0.151 | 0.150 |

* IN THE NATIONAL ACCOUNT CONCEPT AT FACTOR COST

RATIO OF COST OF LABOUR TO VALUE ADDED* BY INDUSTRIAL GROUP - PUBLIC AND PRIVATE
1995/1996(1988 E.F.Y) - 1999/2000(1992 E.F.Y)

TABLE 5.20 (Contd..)

| INDUSTRIAL GROUP | 1988 | 1989 | 1990 | 1991 | 1992 |
|--|-------|--------|-------|-------|-------|
| Manufacture of pharmaceuticals, medicinal chemicals and botanical products..... | 0.218 | 0.103 | 0.044 | 0.313 | 0.231 |
| Manufacture of soap and detergents cleaning and polishing, perfumes and toilet preparations..... | 0.166 | 0.286 | 0.250 | 0.371 | 0.232 |
| Manufacture of chemical products n.e.c. | 0.263 | 0.195 | 0.590 | 0.231 | 0.252 |
| MANUFACTURE OF RUBBER AND PLASTIC PRODUCTS..... | 0.252 | 0.246 | 0.261 | 0.231 | 0.238 |
| Manufacture of rubber products..... | 0.226 | 0.369 | 0.260 | 0.225 | 0.195 |
| Manufacture of plastic products..... | 0.283 | 0.181 | 0.262 | 0.237 | 0.297 |
| MANUFACTURE OF OTHER NON-METALLIC MINERAL PRODUCTS ... | 0.208 | 0.198 | 0.196 | 0.240 | 0.236 |
| Manufacture of glass and glass products..... | 0.279 | 0.238 | 0.244 | 0.240 | 0.379 |
| Manufacture of structural clay products | 0.561 | 0.503 | 0.575 | 0.575 | 0.574 |
| Manufacture of cement, lime and plaster | 0.161 | 0.133 | 0.115 | 0.158 | 0.149 |
| Manufacture of articles of concrete, cement and plaster | 0.283 | 0.393 | 0.431 | 0.394 | 0.418 |
| Manufacture of non-metallic mineral products n.e.c.. | 0.234 | 0.238 | 0.396 | 0.492 | 0.475 |
| MANUFACTURE OF BASIC IRON AND STEEL..... | 0.160 | 0.156 | 0.248 | 0.304 | 0.243 |
| Manufacture of basic iron and steel..... | 0.160 | 0.156 | 0.248 | 0.304 | 0.243 |
| MANUFACTURE OF FABRICATED METAL PRODUCTS EXCEPT MACHINERY AND EQUIPMENT | 0.371 | 0.354 | 0.542 | 0.467 | 0.474 |
| Manufacture of structural metal products, tanks, reservoirs and containers of metal | 0.416 | 0.432 | 0.755 | 0.609 | 0.569 |
| Manufacture of cutlery, hand tools and general hardware | 0.467 | 0.506 | 0.685 | 0.676 | 0.825 |
| Manufacture of other fabricated metal products | 0.320 | 0.297 | 0.464 | 0.393 | 0.395 |
| MANUFACTURE OF MACHINERY AND EQUIPMENT N.E.C. | 0.631 | 0.647 | 0.607 | 0.802 | 0.566 |
| Manufacture of pumps, compressors, taps and valves.. | 0.871 | 0.481 | - | - | - |
| Manufacture of ovens, furnaces and furnace burners.. | 0.250 | 0.240 | 0.544 | 0.600 | 0.434 |
| Manufacture of other general purpose machinery..... | 0.274 | 0.577 | 0.688 | 0.826 | 0.524 |
| Manufacture of machinery for food and beverage processing | 0.398 | 0.699 | 0.360 | 0.578 | 0.597 |
| Manufacture of accumulators, primary cells and and primary batteries | 2.527 | -2.172 | 5.098 | 4.550 | 0.660 |
| MANUFACTURE OF MOTOR VEHICLES | 0.151 | 0.251 | 0.589 | 0.131 | 0.074 |
| Manufacture of bodies for motor vehicles..... | 0.150 | 0.250 | 0.589 | 0.132 | 0.073 |
| Manufacture of parts and accessories for motor vehicles and their engines..... | 0.676 | 0.364 | 0.580 | 0.093 | 0.093 |
| MANUFACTURE OF FURNITURE; MANUFACTURING N.E.C. | 0.408 | 0.439 | 0.467 | 0.565 | 0.539 |
| Manufacture of furniture; manufacturing n.e.c..... | 0.408 | 0.439 | 0.467 | 0.565 | 0.539 |
| T O T A L | 0.287 | 0.291 | 0.332 | 0.278 | 0.259 |

* IN THE NATIONAL ACCOUNT CONCEPT AT FACTOR COST

RATIO OF COST OF LABOUR TO GROSS VALUE PRODUCTION BY INDUSTRIAL GROUP - PUBLIC AND PRIVATE
1995/1996(1988 E.F.Y) - 1999/2000(1992 E.F.Y)

TABLE 5.21

| INDUSTRIAL GROUP | 1988 | 1989 | 1990 | 1991 | 1992 |
|---|-------|-------|-------|-------|-------|
| MANUFACTURE OF FOOD PRODUCTS AND BEVERAGES..... | 0.062 | 0.066 | 0.063 | 0.060 | 0.059 |
| Production, processing and preserving of meat, fruit and vegetables | 0.180 | 0.226 | 0.162 | 0.055 | 0.079 |
| Manufacture of vegetable and animal oils and fats... | 0.120 | 0.100 | 0.082 | 0.091 | 0.077 |
| Manufacture of dairy products | 0.084 | 0.077 | 0.071 | 0.070 | 0.064 |
| Manufacture of grain mill products | 0.042 | 0.041 | 0.048 | 0.042 | 0.038 |
| Manufacture of prepared animal feeds | 0.205 | 0.173 | 0.190 | 0.163 | 0.114 |
| Manufacture of bakery products | 0.061 | 0.074 | 0.072 | 0.058 | 0.054 |
| Manufacture of sugar and sugar confectionery | 0.067 | 0.078 | 0.062 | 0.060 | 0.058 |
| Manufacture of macaroni and spaghetti..... | 0.029 | 0.044 | 0.041 | 0.031 | 0.032 |
| Manufacture of food products n.e.c. | 0.046 | 0.039 | 0.032 | 0.076 | 0.062 |
| Distilling, rectifying and blending of spirits | 0.081 | 0.086 | 0.089 | 0.099 | 0.094 |
| Manufacture of wines | 0.150 | 0.197 | 0.236 | 0.202 | 0.185 |
| Manufacture of malt liquors and malt | 0.039 | 0.047 | 0.049 | 0.057 | 0.053 |
| Manufacture of soft drinks & production of mineral waters | 0.072 | 0.069 | 0.076 | 0.077 | 0.084 |
| MANUFACTURE OF TOBACCO PRODUCTS..... | 0.037 | 0.051 | 0.037 | 0.039 | 0.038 |
| Manufacture of tobacco products..... | 0.037 | 0.051 | 0.037 | 0.039 | 0.038 |
| MANUFACTURE OF TEXTILES | 0.150 | 0.153 | 0.168 | 0.159 | 0.185 |
| Spinning, weaving and finishing of textiles | 0.151 | 0.152 | 0.166 | 0.154 | 0.182 |
| Manufacture of cordage, rope, twine and netting | 0.145 | 0.168 | 0.183 | 0.211 | 0.213 |
| Knitting mills | 0.096 | 0.119 | 0.130 | 0.128 | 0.203 |
| MANUFACTURE OF WEARING APPAREL, EXCEPT FUR APPAREL.... | 0.172 | 0.255 | 0.285 | 0.252 | 0.243 |
| Manufacture of wearing apparel except fur apparel... | 0.172 | 0.255 | 0.285 | 0.252 | 0.243 |
| TANNING AND DRESSING OF LEATHER; MANUFACTURE OF FOOTWEAR, LUGGAGE AND HANDBAGS | 0.078 | 0.074 | 0.070 | 0.094 | 0.090 |
| Tanning and dressing of leather, luggage and handbags | 0.061 | 0.060 | 0.054 | 0.086 | 0.084 |
| Manufacture of footwear..... | 0.133 | 0.115 | 0.114 | 0.109 | 0.101 |
| MANUFACTURE OF WOOD AND OF PRODUCTS OF WOOD AND CORK, EXCEPT FURNITURE | 0.174 | 0.160 | 0.183 | 0.205 | 0.198 |
| Manufacture of wood and of products of wood and cork, except furniture..... | 0.174 | 0.160 | 0.183 | 0.205 | 0.198 |
| MANUFACTURE OF PAPER, PAPER PRODUCTS AND PRINTING..... | 0.122 | 0.133 | 0.136 | 0.140 | 0.123 |
| Manufacture of paper and paper products..... | 0.063 | 0.077 | 0.080 | 0.111 | 0.095 |
| Publishing and printing services..... | 0.164 | 0.185 | 0.179 | 0.152 | 0.137 |
| MANUFACTURE OF CHEMICALS AND CHEMICAL PRODUCTS..... | 0.050 | 0.058 | 0.048 | 0.064 | 0.060 |
| Manufacture of basic chemicals, except fertilizers and nitrogen compounds..... | 0.517 | 0.223 | 0.207 | 0.216 | 0.204 |
| Manufacture of paints, varnishes and mastics | 0.035 | 0.031 | 0.036 | 0.037 | 0.035 |

RATIO OF COST OF LABOUR TO GROSS VALUE PRODUCTION BY INDUSTRIAL GROUP - PUBLIC AND PRIVATE
1995/1996(1988 E.F.Y) - 1999/2000(1992 E.F.Y)

TABLE 5.21(Contd..)

| INDUSTRIAL GROUP | 1988 | 1989 | 1990 | 1991 | 1992 |
|--|-------|-------|-------|-------|-------|
| Manufacture of pharmaceuticals, medicinal chemicals and botanical products..... | 0.055 | 0.037 | 0.023 | 0.063 | 0.078 |
| Manufacture of soap and detergents cleaning and polishing, perfumes and toilet preparations..... | 0.036 | 0.059 | 0.049 | 0.051 | 0.044 |
| Manufacture of chemical products n.e.c. | 0.083 | 0.038 | 0.086 | 0.062 | 0.064 |
| MANUFACTURE OF RUBBER AND PLASTIC PRODUCTS..... | 0.072 | 0.063 | 0.065 | 0.065 | 0.064 |
| Manufacture of rubber products..... | 0.071 | 0.067 | 0.063 | 0.067 | 0.059 |
| Manufacture of plastic products..... | 0.072 | 0.058 | 0.068 | 0.064 | 0.070 |
| MANUFACTURE OF OTHER NON-METALLIC MINERAL PRODUCTS ... | 0.075 | 0.068 | 0.067 | 0.073 | 0.080 |
| Manufacture of glass and glass products..... | 0.128 | 0.131 | 0.109 | 0.119 | 0.150 |
| Manufacture of structural clay products | 0.255 | 0.196 | 0.186 | 0.183 | 0.184 |
| Manufacture of cement, lime and plaster | 0.056 | 0.043 | 0.039 | 0.047 | 0.052 |
| Manufacture of articles of concrete, cement and plaster | 0.102 | 0.156 | 0.162 | 0.131 | 0.137 |
| Manufacture of non-metallic mineral products n.e.c.. | 0.092 | 0.077 | 0.096 | 0.117 | 0.130 |
| MANUFACTURE OF BASIC IRON AND STEEL..... | 0.030 | 0.030 | 0.037 | 0.050 | 0.050 |
| Manufacture of basic iron and steel..... | 0.030 | 0.030 | 0.037 | 0.050 | 0.050 |
| MANUFACTURE OF FABRICATED METAL PRODUCTS EXCEPT MACHINERY AND EQUIPMENT | 0.107 | 0.108 | 0.147 | 0.139 | 0.133 |
| Manufacture of structural metal products, tanks, reservoirs and containers of metal | 0.120 | 0.165 | 0.166 | 0.144 | 0.146 |
| Manufacture of cutlery, hand tools and general hardware | 0.135 | 0.124 | 0.205 | 0.168 | 0.180 |
| Manufacture of other fabricated metal products | 0.093 | 0.091 | 0.129 | 0.129 | 0.120 |
| MANUFACTURE OF MACHINERY AND EQUIPMENT N.E.C. | 0.232 | 0.246 | 0.200 | 0.263 | 0.199 |
| Manufacture of pumps, compressors, taps and valves.. | 0.268 | 0.209 | - | - | - |
| Manufacture of ovens, furnaces and furnace burners.. | 0.091 | 0.099 | 0.177 | 0.169 | 0.129 |
| Manufacture of other general purpose machinery..... | 0.117 | 0.268 | 0.233 | 0.405 | 0.175 |
| Manufacture of machinery for food and beverage processing | 0.284 | 0.244 | 0.130 | 0.213 | 0.222 |
| Manufacture of accumulators, primary cells and and primary batteries | 0.334 | 1.687 | 0.648 | 0.657 | 0.171 |
| MANUFACTURE OF MOTOR VEHICLES | 0.026 | 0.053 | 0.055 | 0.015 | 0.016 |
| Manufacture of bodies for motor vehicles..... | 0.026 | 0.053 | 0.054 | 0.015 | 0.015 |
| Manufacture of parts and accessories for motor vehicles and their engines..... | 0.507 | 0.198 | 0.243 | 0.076 | 0.067 |
| MANUFACTURE OF FURNITURE; MANUFACTURING N.E.C. | 0.153 | 0.161 | 0.173 | 0.183 | 0.171 |
| Manufacture of furniture; manufacturing n.e.c..... | 0.153 | 0.161 | 0.173 | 0.183 | 0.171 |
| T O T A L | 0.079 | 0.082 | 0.080 | 0.076 | 0.074 |

RATIO OF OPERATING SURPLUS TO GROSS VALUE OF PRODUCTION BY INDUSTRIAL GROUP - PUBLIC AND PRIVATE
1995/1996(1988 E.F.Y) - 1999/2000(1992 E.F.Y)

TABLE 5.22

| INDUSTRIAL GROUP | 1988 | 1989 | 1990 | 1991 | 1992 |
|---|--------|--------|--------|--------|--------|
| MANUFACTURE OF FOOD PRODUCTS AND BEVERAGES..... | 0.239 | 0.231 | 0.144 | 0.249 | 0.248 |
| Production, processing and preserving of meat, fruit and vegetables | 0.025 | 0.025 | 0.146 | 0.274 | 0.275 |
| Manufacture of vegetable and animal oils and fats... | 0.121 | 0.034 | -0.036 | 0.047 | 0.046 |
| Manufacture of dairy products | -0.046 | 0.219 | 0.262 | 0.200 | 0.280 |
| Manufacture of grain mill products | 0.128 | 0.099 | 0.043 | 0.050 | 0.074 |
| Manufacture of prepared animal feeds | 0.061 | 0.097 | 0.038 | 0.123 | 0.081 |
| Manufacture of bakery products | 0.150 | 0.134 | 0.136 | 0.176 | 0.168 |
| Manufacture of sugar and sugar confectionery | 0.464 | 0.483 | 0.201 | 0.521 | 0.455 |
| Manufacture of macaroni and spaghetti..... | 0.353 | 0.378 | 0.394 | 0.176 | 0.222 |
| Manufacture of food products n.e.c. | 0.250 | 0.332 | 0.218 | 0.247 | 0.236 |
| Distilling, rectifying and blending of spirits | 0.146 | 0.226 | 0.204 | 0.301 | 0.187 |
| Manufacture of wines | 0.121 | 0.031 | 0.046 | 0.141 | 0.120 |
| Manufacture of malt liquors and malt | 0.198 | 0.173 | 0.163 | 0.086 | 0.245 |
| Manufacture of soft drinks & production of mineral waters | 0.122 | 0.086 | 0.050 | 0.114 | 0.078 |
| MANUFACTURE OF TOBACCO PRODUCTS..... | 0.279 | 0.220 | 0.371 | 0.496 | 0.550 |
| Manufacture of tobacco products..... | 0.279 | 0.220 | 0.371 | 0.496 | 0.550 |
| MANUFACTURE OF TEXTILES | 0.074 | 0.056 | 0.042 | 0.031 | 0.035 |
| Spinning, weaving and finishing of textiles | 0.065 | 0.044 | 0.024 | 0.016 | 0.023 |
| Manufacture of cordage, rope, twine and netting | 0.151 | 0.148 | 0.188 | 0.171 | 0.154 |
| Knitting mills | 0.141 | 0.136 | 0.149 | 0.186 | 0.154 |
| MANUFACTURE OF WEARING APPAREL, EXCEPT FUR APPAREL.... | 0.040 | 0.005 | -0.160 | -0.040 | -0.005 |
| Manufacture of wearing apparel except fur apparel... | 0.040 | 0.005 | -0.160 | -0.040 | -0.005 |
| TANNING AND DRESSING OF LEATHER; MANUFACTURE OF FOOTWEAR, LUGGAGE AND HANDBAGS | 0.152 | 0.200 | 0.096 | 0.156 | 0.085 |
| Tanning and dressing of leather, luggage and handbags | 0.156 | 0.215 | 0.079 | 0.167 | 0.073 |
| Manufacture of footwear..... | 0.140 | 0.156 | 0.142 | 0.135 | 0.109 |
| MANUFACTURE OF WOOD AND OF PRODUCTS OF WOOD AND CORK, EXCEPT FURNITURE | 0.309 | 0.302 | 0.239 | 0.178 | 0.168 |
| Manufacture of wood and of products of wood and cork, except furniture..... | 0.309 | 0.302 | 0.239 | 0.178 | 0.168 |
| MANUFACTURE OF PAPER, PAPER PRODUCTS AND PRINTING..... | 0.242 | 0.224 | 0.237 | 0.234 | 0.262 |
| Manufacture of paper and paper products..... | 0.160 | 0.222 | 0.194 | 0.124 | 0.185 |
| Publishing and printing services..... | 0.302 | 0.226 | 0.269 | 0.283 | 0.300 |
| MANUFACTURE OF CHEMICALS AND CHEMICAL PRODUCTS..... | 0.110 | 0.177 | 0.276 | 0.124 | 0.193 |
| Manufacture of basic chemicals, except fertilizers and nitrogen compounds..... | -3.883 | -0.382 | -0.282 | -0.112 | 0.204 |
| Manufacture of paints, varnishes and mastics | 0.179 | 0.231 | 0.248 | 0.207 | 0.200 |

RATIO OF OPERATING SURPLUS TO GROSS VALUE OF PRODUCTION BY INDUSTRIAL GROUP - PUBLIC AND PRIVATE
1995/1996(1988 E.F.Y) - 1999/2000(1992 E.F.Y)

TABLE 5.22(Contd..)

| INDUSTRIAL GROUP | 1988 | 1989 | 1990 | 1991 | 1992 |
|--|--------|--------|--------|--------|-------|
| Manufacture of pharmaceuticals, medicinal chemicals and botanical products..... | 0.199 | 0.325 | 0.497 | 0.139 | 0.261 |
| Manufacture of soap and detergents cleaning and polishing, perfumes and toilet preparations..... | 0.180 | 0.148 | 0.147 | 0.087 | 0.145 |
| Manufacture of chemical products n.e.c. | 0.232 | 0.157 | 0.059 | 0.206 | 0.191 |
| MANUFACTURE OF RUBBER AND PLASTIC PRODUCTS..... | 0.212 | 0.192 | 0.186 | 0.217 | 0.207 |
| Manufacture of rubber products..... | 0.243 | 0.115 | 0.179 | 0.230 | 0.246 |
| Manufacture of plastic products..... | 0.183 | 0.264 | 0.193 | 0.207 | 0.165 |
| MANUFACTURE OF OTHER NON-METALLIC MINERAL PRODUCTS ... | 0.285 | 0.276 | 0.273 | 0.231 | 0.259 |
| Manufacture of glass and glass products..... | 0.330 | 0.421 | 0.338 | 0.376 | 0.246 |
| Manufacture of structural clay products | 0.200 | 0.194 | 0.138 | 0.135 | 0.137 |
| Manufacture of cement, lime and plaster | 0.290 | 0.284 | 0.305 | 0.251 | 0.299 |
| Manufacture of articles of concrete, cement and plaster | 0.258 | 0.241 | 0.214 | 0.201 | 0.191 |
| Manufacture of non-metallic mineral products n.e.c.. | 0.300 | 0.247 | 0.147 | 0.121 | 0.144 |
| MANUFACTURE OF BASIC IRON AND STEEL..... | 0.156 | 0.165 | 0.112 | 0.115 | 0.156 |
| Manufacture of basic iron and steel..... | 0.156 | 0.165 | 0.112 | 0.115 | 0.156 |
| MANUFACTURE OF FABRICATED METAL PRODUCTS EXCEPT MACHINERY AND EQUIPMENT | 0.182 | 0.196 | 0.125 | 0.158 | 0.148 |
| Manufacture of structural metal products, tanks, reservoirs and containers of metal | 0.168 | 0.217 | 0.054 | 0.093 | 0.110 |
| Manufacture of cutlery, hand tools and general hardware | 0.153 | 0.121 | 0.094 | 0.080 | 0.038 |
| Manufacture of other fabricated metal products | 0.197 | 0.214 | 0.149 | 0.199 | 0.183 |
| MANUFACTURE OF MACHINERY AND EQUIPMENT N.E.C. | 0.135 | 0.134 | 0.129 | 0.065 | 0.152 |
| Manufacture of pumps, compressors, taps and valves.. | 0.040 | 0.226 | - | - | - |
| Manufacture of ovens, furnaces and furnace burners.. | 0.273 | 0.314 | 0.149 | 0.113 | 0.169 |
| Manufacture of other general purpose machinery..... | 0.311 | 0.196 | 0.106 | 0.085 | 0.159 |
| Manufacture of machinery for food and beverage processing | 0.428 | 0.105 | 0.231 | 0.156 | 0.149 |
| Manufacture of accumulators, primary cells and and primary batteries | -0.202 | -2.463 | -0.521 | -0.513 | 0.088 |
| MANUFACTURE OF MOTOR VEHICLES | 0.146 | 0.159 | 0.039 | 0.100 | 0.195 |
| Manufacture of bodies for motor vehicles..... | 0.146 | 0.158 | 0.038 | 0.097 | 0.194 |
| Manufacture of parts and accessories for motor vehicles and their engines..... | 0.243 | 0.346 | 0.176 | 0.738 | 0.659 |
| MANUFACTURE OF FURNITURE; MANUFACTURING N.E.C. | 0.221 | 0.206 | 0.198 | 0.141 | 0.146 |
| Manufacture of furniture; manufacturing n.e.c..... | 0.221 | 0.206 | 0.198 | 0.141 | 0.146 |
| T O T A L | 0.196 | 0.199 | 0.160 | 0.197 | 0.212 |

PART VI

**STATISTICAL TABLES ON ELECTRICITY
INDUSTRIES**

1995/96 – 1999/2000 (1988 – 1992 E.F.Y.)

NUMBER OF EMPLOYEES BY OCCUPATIONAL GROUP AND SEX IN ELECTRICITY INDUSTRY
1988-1992 E.F.Y (1995/96-1999/2000 G.C)

TABLE 6.1

TABLE 6.1

| OCCUPATIONAL GROUP | NUMBER OF EMPLOYEES* | | | | | | | | | | | | | | |
|--|----------------------|--------|-------|------|--------|-------|------|--------|-------|------|--------|-------|------|--------|-------|
| | 1988 | | | 1989 | | | 1990 | | | 1991 | | | 1992 | | |
| | MALE | FEMALE | TOTAL | MALE | FEMALE | TOTAL | MALE | FEMALE | TOTAL | MALE | FEMALE | TOTAL | MALE | FEMALE | TOTAL |
| ADMINISTRATIVE, PROFESSIONAL AND TECHNICAL EMPLOYEES | 1270 | 33 | 1303 | 1262 | 38 | 1300 | 1263 | 38 | 1301 | 1242 | 37 | 1279 | 1266 | 38 | 1304 |
| CLERICAL AND SALES WORKERS | 1497 | 544 | 2041 | 1487 | 622 | 2109 | 1489 | 622 | 2111 | 1465 | 606 | 2071 | 1492 | 615 | 2107 |
| SKILLED PRODUCTION WORKERS | 581 | 69 | 650 | 577 | 79 | 656 | 578 | 79 | 657 | 569 | 77 | 646 | 579 | 78 | 657 |
| SEMI-SKILLED WORKERS | 1686 | 40 | 1726 | 1675 | 46 | 1721 | 1677 | 46 | 1723 | 1650 | 45 | 1695 | 1680 | 46 | 1726 |
| UNSKILLED WORKERS | 2147 | 380 | 2527 | 2132 | 435 | 2567 | 2134 | 435 | 2569 | 2098 | 424 | 2522 | 2139 | 430 | 2569 |
| TOTAL | 7181 | 1066 | 8247 | 7133 | 1220 | 8353 | 7141 | 1220 | 8361 | 7024 | 1189 | 8213 | 7156 | 1207 | 8363 |

*Excludes number of casual workers

NUMBER OF EMPLOYEES* BY WAGES AND SALARIES GROUP AND SEX IN ELECTRICITY INDUSTRY
1988 - 1992 E.F.Y. (1995/96 - 1999/2000 G.C.)

TABLE 6.2

TABLE 0.2

| GROSS SALARY GROUP | NUMBER OF EMPLOYEES | | | | | | | | | | | | | | |
|--------------------|---------------------|--------|-------|------|--------|-------|------|--------|-------|------|--------|-------|------|--------|-------|
| | 1988 | | | 1989 | | | 1990 | | | 1991 | | | 1992 | | |
| | MALE | FEMALE | TOTAL | MALE | FEMALE | TOTAL | MALE | FEMALE | TOTAL | MALE | FEMALE | TOTAL | MALE | FEMALE | TOTAL |
| 105-204 | 537 | 60 | 597 | 498 | 208 | 706 | 535 | 214 | 749 | 612 | 194 | 806 | 642 | 193 | 835 |
| 205-304 | 699 | 77 | 776 | 887 | 84 | 971 | 885 | 91 | 976 | 530 | 69 | 599 | 596 | 83 | 679 |
| 305-504 | 1942 | 348 | 2290 | 1317 | 239 | 1556 | 1422 | 240 | 1662 | 1193 | 194 | 1387 | 1257 | 199 | 1456 |
| 505-704 | 2020 | 301 | 2321 | 2115 | 308 | 2423 | 2077 | 297 | 2374 | 1766 | 265 | 2031 | 1747 | 269 | 2016 |
| 705-1004 | 1593 | 254 | 1847 | 1702 | 324 | 2026 | 1632 | 322 | 1954 | 1998 | 361 | 2359 | 1991 | 358 | 2349 |
| 1005-1304 | 317 | 21 | 338 | 522 | 50 | 572 | 500 | 49 | 549 | 713 | 90 | 803 | 710 | 90 | 800 |
| 1305-2000 | 70 | 5 | 75 | 89 | 6 | 95 | 87 | 6 | 93 | 196 | 13 | 209 | 197 | 12 | 209 |
| OVER 2000 | 3 | - | 3 | 3 | 1 | 4 | 3 | 1 | 4 | 16 | 3 | 19 | 16 | 3 | 19 |
| TOTAL | 7181 | 1066 | 8247 | 7133 | 1220 | 8353 | 7141 | 1220 | 8361 | 7024 | 1189 | 8213 | 7156 | 1207 | 8363 |

* Refers to the number of permanent employees in the month of June according to Ethiopian Fisical Year.

WAGES AND SALARIES* PAID BY OCCUPATIONAL GROUP IN ELECTRICITY INDUSTRY
1988 - 1992 E.F.Y. (1995/96 - 1999/2000 G.C.)

TABLE 6.3

| OCCUPATIONAL GROUP | (IN '000 BIRR) | | | | |
|--|----------------|--------------|--------------|--------------|--------------|
| | 1988 | 1989 | 1990 | 1991 | 1992 |
| ADMINISTRATIVE, PROFESSIONAL AND TECHNICAL EMPLOYEES | 11064 | 13460 | 14563 | 15130 | 16341 |
| CLERICAL AND SALES WORKERS | 11013 | 13398 | 14495 | 15059 | 16266 |
| SKILLED PRODUCTION WORKERS | 10318 | 12552 | 13580 | 14108 | 15238 |
| SEMI-SKILLED WORKERS | 10372 | 12618 | 13652 | 14183 | 15319 |
| UNSKILLED WORKERS | 13140 | 15986 | 17295 | 17968 | 19407 |
| TOTAL | 55907 | 68014 | 73585 | 76448 | 82571 |

* Includes Wages of Casual Workers

INSTALLED GENERATING CAPACITY AND ELECTRICITY PRODUCTION
1983 - 92 E.F.Y. (1990/91 - 1999/2000 G.C.)

TABLE 6.4

| YEAR | INSTALLED GENERATING CAPACITY (KW) | | | | ELECTRICITY PRODUCTION ('000 KWH) | | | |
|------|------------------------------------|---------|------------|--------|-----------------------------------|---------|------------|---------|
| | HYDRO | THERMAL | GEOTHERMAL | TOTAL | HYDRO | THERMAL | GEOTHERMAL | TOTAL |
| 1983 | 372414 | 25305 | - | 397719 | 1097488 | 31734 | - | 1129222 |
| 1984 | 372414 | 28456 | - | 400870 | 1126814 | 20081 | - | 1146895 |
| 1985 | 377414 | 33077 | - | 410491 | 1251075 | 26912 | - | 1277987 |
| 1986 | 378214 | 35612 | - | 413826 | 1350367 | 44612 | - | 1394979 |
| 1987 | 378030 | 33457 | - | 411487 | 1416434 | 35576 | - | 1452010 |
| 1988 | 377750 | 41453 | - | 419203 | 1507455 | 42441 | - | 1549896 |
| 1989 | 377750 | 38307 | - | 416057 | 1566375 | 47776 | - | 1614151 |
| 1990 | 377750 | 40707 | - | 418457 | 1579495 | 48749 | - | 1628244 |
| 1991 | 377750 | 36451 | 7300 | 421501 | 1606168 | 20622 | 26299 | 1653089 |
| 1992 | 377750 | 35857 | 7300 | 420907 | 1645820 | 23016 | 19993 | 1688829 |

QUANTITY OF ELECTRICITY SOLD AND REVENUE FROM SALES BY TYPE OF TARIFF
1988 - 1992 E.F.Y. (1995/96 - 1999/2000 G.C.)

TABLE 6.5

| TYPE OF TARIFF | 1988 | | 1989 | | 1990 | | 1991 | | 1992 | |
|-----------------|------------------|-------------|------------------|-------------|------------------|-------------|------------------|-------------|------------------|-------------|
| | ELECTRICITY SOLD | | ELECTRICITY SOLD | | ELECTRICITY SOLD | | ELECTRICITY SOLD | | ELECTRICITY SOLD | |
| | ('000 KWH) | ('000 BIRR) | ('000 KWH) | ('000 BIRR) | ('000 KWH) | ('000 BIRR) | ('000 KWH) | ('000 BIRR) | ('000 KWH) | ('000 BIRR) |
| DOMESTIC | 551670 | 102144 | 573629 | 126478 | 524079 | 150147 | 498858 | 174955 | 506081 | 175980 |
| COMMERCIAL | 154811 | 62144 | 189922 | 82037 | 278065 | 146304 | 304116 | 189549 | 328331 | 202218 |
| STREET LIGHTING | 7311 | 2728 | 7935 | 2704 | 9311 | 3292 | 11035 | 4703 | 9333 | 3982 |
| INDUSTRIAL | 554058 | 148822 | 551120 | 151462 | 547045 | 210987 | 518323 | 245182 | 532005 | 246476 |
| TOTAL | 1267850 | 315838 | 1322606 | 362681 | 1358500 | 510730 | 1332332 | 614389 | 1375750 | 628656 |

**GROSS REVENUE FROM SALES, TOTAL INTERMEDIATE COST AND
VALUE ADDED IN ELECTRICITY INDUSTRY**
1988 - 1992 E.F.Y. (1995/96 - 1999/2000 G.C.)

TABLE 6.6 (IN '000 BIRR)

| YEAR | GROSS REVENUE FROM SALES | TOTAL INTERMEDIATE COST | VALUE ADDED |
|------|-----------------------------|-------------------------------|-------------|
| | 1 | 2 | 3 = (1-2) |
| 1988 | 363607* | 110395 | 252212 |
| 1989 | 432985 | 144047 | 288938 |
| 1990 | 646044 | 155049 | 490995 |
| 1991 | 723052 | 189006 | 534046 |
| 1992 | 745198 | 104730 | 640468 |

VALUE OF FIXED ASSETS BY TYPE IN ELECTRICITY INDUSTRY

1988 - 1992 E.F.Y. (1995/96 - 1999/2000 G.C.)

TABLE 6.7

| TYPE OF FIXED ASSETS | (IN ' 000 BIRR) | | | | |
|---|-------------------|----------------|----------------|----------------|----------------|
| | 1988 | 1989 | 1990 | 1991 | 1992* |
| RESIDENTIAL & NON - RESIDENTIAL BUILDINGS | 157428 | 162927 | 146997 | 128957 | 126523 |
| OTHER CONSTRUCTION & WORKS | 273713 | 296846 | 294561 | 283076 | 1832870 |
| MACHINERY & EQUIPMENT | 819076 | 949504 | 952000 | 939512 | 1813473 |
| VEHICLES | 18589 | 15728 | 8879 | 14254 | 39153 |
| OTHERS | 1982 | 1569 | 1607 | 1720 | 2934 |
| TOTAL | 1270788 | 1426574 | 1404044 | 1367519 | 3814953 |

* 871,611,748 Birr of work in progress transferred to fixed assets account in 1992 E.F.Y

* 1,706,767,164 value of fixed assets includede which were not reported previously.

INVESTMENT IN FIXED ASSETS BY TYPE OF FIXED ASSETS IN ELECTRICITY INDUSTRY 1988 - 1992 E.F.Y. (1995/96 - 1999/2000 G.C.)

TABLE 6.8

| TYPE OF FIXED ASSETS | (IN ' 000 BIRR) | | | | |
|---|-------------------|---------------|--------------|--------------|----------------|
| | 1988 | 1989 | 1990 | 1991 | 1992 |
| RESIDENTIAL & NON - RESIDENTIAL BUILDINGS | 87828 | 22220 | 1483 | - | 3289 |
| OTHER CONSTRUCTION & WORKS | 31730 | 30962 | 4490 | - | 886348 |
| MACHINERY & EQUIPMENT | 411526 | 163952 | 38034 | 25005 | 784247 |
| VEHICLES | 16470 | 2092 | 5276 | 11166 | 37339 |
| OTHERS | 110 | - | 400 | 555 | 1631 |
| TOTAL | 547664 | 219226 | 49683 | 36726 | 1712854 |

ANNEX : SURVEY QUESTIONNAIRE

**CONFIDENTIAL
FOR STATISTICAL USE ONLY**

**FOR OFFICE USE ONLY
QUEST. (MI) _____**

NAME OF ESTABLISHMENT _____

ISIC _____

SR. NO. _____

**THE FEDERAL DEMOCRATIC REPUBLIC OF
ETHIOPIA
CENTRAL STATISTICAL AUTHORITY**

**ANNUAL SURVEY OF MANUFACTURING
INDUSTRY
(19....)**

SURVEY OF LARGE AND MEDIUM MANUFACTURING INDUSTRIES

ITEM 1 - IDENTIFICATION PARTICULARS

1.1 ADDRESS OF THE ESTABLISHMENT

| | | | | | | | |
|---------------------------------|---|--------|------|------------------------------------|--------|------------------|-------------|
| 1 | 2 | 3 | 4 | 5 | 6 | 7 | 8 |
| KILLIL | ZONE | WEREDA | TOWN | HIGHER | KEBELE | HOUSE NO. | QUES. L. M. |
| | | | | | | | |
| 9 | 10 | | | 11 | | 12 | |
| ISIC NO. (FOR OFFICE USE) | REGISTERED NAME OF ESTABLISHMENT/OWNER | | | SR.NO.OF ESTAB. (For Office) | | TELEPHONE NO. | |
| | | | | | | | |
| 9 | 10 | 11 | 12 | 13 | 14 | 15 | 16 |
| | | | | | | | |

1.2 ADDRESS OF HEAD OFFICE IF SEPARATE FROM FACTORY

| | | | | | | | | |
|--------|------|--------|------|--------|--------|-----------|---------------|-------------|
| 1 | 2 | 3 | 4 | 5 | 6 | 7 | 8 | 9 |
| KILLIL | ZONE | WEREDA | TOWN | HIGHER | KEBELE | HOUSE NO. | TELEPHONE NO. | P.O.BOX NO. |
| | | | | | | | | |
| 1 | 2 | 3 | 4 | 5 | 6 | 7 | 8 | 9 |
| | | | | | | | | |

ITEM 2 - BASIC INFORMATION ABOUT THE ESTABLISHMENT

| | |
|--|--|
| <p>2.1 MAJOR PRODUCTS OF THE ESTABLISHMENT (ENUMERATE IN ORDER OF THEIR VALUE OF SALES)</p> <p>_____</p> <p>2.2 IF MULTI-ESTABLISHMENT ENTERPRISE, NUMBER OF ESTAB.</p> <p>2.3 DATE OF COMMENCEMENT OF OPERATION (IN ETHIOPIAN CALENDAR YEAR)</p> <p>2.4 DO YOU KEEP BOOKS OF ACCOUNTS? YES = 1 NO = 2 (IF YES ATTACH DETAILED STATEMENT OF ACCOUNTS)</p> <p>2.5 IF THE ANSWER IS YES TO 2.4 STATE ACCORDING TO WHICH CALENDAR YEAR YOUR ACCOUNTS AND BOOKS ARE BEING KEPT</p> <p>ETHIOPIAN FISCAL YEAR ---- (YEAR ENDING JULY 7) = 1</p> <p>ETHIOPIAN CALENDAR YEAR (YEAR ENDING SEPT. 10) = 2</p> <p>GREGORIAN CALENDAR YEAR (YEAR ENDING DEC. 31) = 3</p> <p>OTHERS (SPECIFY) _____ = 4</p> | <p>1</p> <p>2.2 <input type="text"/></p> <p>2.3 <input type="text"/></p> <p>3</p> <p>2.4 <input type="text"/></p> <p>4</p> <p>2.5 <input type="text"/></p> |
|--|--|

2.6 TYPE OF OWNERSHIP

PRIVATE/CO-OPERATIVE = 1 PUBLIC = 2
PUBLIC/PRIVATE = 3 % SHARE _____

2.7 IF THE ANSWER TO 2.7 IS CODE 1 WHAT IS THE LEGAL FORM OF ORGANIZATION?

INDIVIDUAL PROPRIETOR ----- = 1
PARTNERSHIP ----- = 2
SHARE COMPANY ----- = 3
PRIVATE LIMITED COMPANY ----- = 4
CO-OPERATIVE ----- = 5
OTHER (SPECIFY) _____ = 6

2.8 NUMBER OF OWNERS OF THE ESTABLISHMENT BY SEX

2.9 INITIAL PAID-UP CAPITAL BY OWNERSHIP AND SEX

1. ETHIOPIAN MALE BIRR _____
2. ETHIOPIAN FEMALE BIRR _____
3. NON-ETHIOPIAN BIRR _____
4. PUBLIC BIRR _____
5. OTHERS (SPECIFY) _____ BIRR _____
6. TOTAL BIRR _____

2.10 NUMBER OF MONTHS THE ESTABLISHMENT OPERATED DURING 1992E.F.Y. (1999/2000 G.C..)

2.11 WHAT WERE THE THREE MAJOR PROBLEMS THAT PREVENTED YOU FROM OPERATING FULL YEAR (ENUMERATE IN ORDER OF IMPORTANCE)

SHORTAGE OF RAW MATERIALS ----- = 1
SHORTAGE OF SPARE PARTS ----- = 2
SHORTAGE OF FOREIGN EXCHANGE ----- = 3
GETTING MARKET/CUSTOMERS ----- = 4
LACK OF WORKING CAPITAL ----- = 5
SHORTAGE OF ELECTRIC & WATER SUPPLY ----- = 6
REPEATED BREAKAGE OF MACHINERY ----- = 7
GOVERNMENT RULES & REGULATIONS ----- = 8
OTHERS (SPECIFY) _____ = 9

2.12 OWNERSHIP OF NON-RESIDENTIAL BUILDINGS

PRIVATELY OWNED = 1
RENTED = 2
OTHERS (SPECIFY) = 3 _____

2.13 IF PRIVATELY OWNED, WHAT WAS THE SOURCE OF OWNERSHIP?

INHERITED = 1 CONSTRUCTED BY THE EST. = 3
PROVIDED FREE = 2 OTHER (SPECIFY) _____ = 4

2.6 ☐ 52.7 ☐ 6

2.8

| 7 | |
|--------------------------|--------------------------|
| MALE | FEM. TOTAL |
| <input type="checkbox"/> | <input type="checkbox"/> |
| <input type="checkbox"/> | <input type="checkbox"/> |

2.9

| 8 | |
|--------------------------|--------------------------|
| 1. | 2. |
| <input type="checkbox"/> | <input type="checkbox"/> |
| <input type="checkbox"/> | <input type="checkbox"/> |
| <input type="checkbox"/> | <input type="checkbox"/> |
| <input type="checkbox"/> | <input type="checkbox"/> |
| <input type="checkbox"/> | <input type="checkbox"/> |
| <input type="checkbox"/> | <input type="checkbox"/> |
| <input type="checkbox"/> | <input type="checkbox"/> |
| <input type="checkbox"/> | <input type="checkbox"/> |
| <input type="checkbox"/> | <input type="checkbox"/> |

2.10 ☐ 142.11 ☐ 15

16 ☐
17 ☐

2.12 ☐ 182.13 ☐ 19

ITEM 3 - NUMBER OF PERSONS ENGAGED AND WAGES AND SALARIES

3.1 NUMBER OF PERSONS ENGAGED IN 19----

| SR. NO. | GENERAL OCCUPATION | NUMBER OF PERSONS ENGAGED AS OF THE LAST PAY PERIOD OF WORKING DAY IN 19---- | | | | | | | | | | | | PERSON/ MONTHS | WAGES |
|------------|---|--|--------|------|-----------|--------|------|-----------|--------|------|-----------|--------|------|-------------------|-------|
| | | MESKEREM | | | TAHSAS | | | MEGABIT | | | SENE | | | | |
| | | ETHIOPIAN | | FOR. | ETHIOPIAN | | FOR. | ETHIOPIAN | | FOR. | ETHIOPIAN | | FOR. | | |
| | | MALE | FEMALE | | MALE | FEMALE | | MALE | FEMALE | | MALE | FEMALE | | | |
| 1 | 2 | 3 | 4 | 5 | 6 | 7 | 8 | 9 | 10 | 11 | 12 | 13 | 14 | 15 | 16 |
| 1 | UN-PAID WORKING PROPRIETORS, ACTIVE PARTNERS AND FAMILY WORKERS | | | | | | | | | | | | | | |
| 2 | UN-PAID APPERENTICES | | | | | | | | | | | | | | |
| 3 | ADMINISTRATIVE, TECHNICAL EMPLOYEES, CLERICAL AND OFFICE WORKERS | | | | | | | | | | | | | | |
| 4 | PRODUCTION WORKERS | | | | | | | | | | | | | | |
| 5 | PAID APPERENTICES | | | | | | | | | | | | | | |
| 6 | SEASONAL & TEMPORARY WORKERS | | | | | | | | | | | | | | |
| 7 | TOTAL | | | | | | | | | | | | | | |

NB :- SR.NO 3 AND 4 SHOULD INCLUDE ONLY PERMANENT EMPLOYEES

3.2 WAGES AND SALARIES AND OTHER EMPLOYEE BENEFITS PAID (IN BIRR) IN 19----

| SR. NO. | GENERAL OCCUPATION | GROSS ANNUAL WAGES AND SALARIES PAID* | | | | EMPLOYEES BENEFITS | | ESTABLISHMENTS CONTRIBUTION ON BEHALF OF EMPLOYEES TO PENSION, LIFE AND CASUALTY INSURANCE SCHEMES | NO. OF S H I F T S | HRS. PER DAY | M O N T H S | NO. OF WORKERS PER SHIFT |
|------------|--|---------------------------------------|--------|------------|-----------------|--|---|---|---|--------------------|----------------------------|--------------------------------|
| | | ETHIOPIAN | | FOREIGNERS | TOTAL | COMMISSION, BONUSES, PROFESSIONAL AND HARDSHIP ALLOWANCES (EXCLUDING CAR ALLOWANCE AND PERDIEM) | ACTUAL COST TO THE ESTABLISHMENT OF FOOD, LODGING, MEDI- CAL & OTHER BENEFITS PROVIDED TO EMPLOY- EES FREE OF CHARGE | | | | | |
| | | MALE | FEMALE | | | | | | | | | |
| 1 | 2 | 3 | 4 | 5 | 6 = (3 + 4 + 5) | 7 | 8 | 9 | 10 | 11 | 12 | 13 |
| 1 | PAID APPRENTICES | | | | | | | | | | | |
| | ADMINISTRATIVE, TECHNICAL EMPLOYEES, CLERICAL & OFF. WORKERS | | | | | | | | | | | |
| 3 | PRODUCTION WORKERS | | | | | | | | | | | |
| 4 | TOTAL | | | | | | | | | | | |

* HERE WAGES AND SALARIES FOR SEASONAL AND TEMPORARY WORKERS SHOULD BE EXCLUDED.

3.3 NUMBER OF PERMANENT EMPLOYEES BY BASIC SALARY GROUP*

| SR. NO. | SEX | UNDER 75 | 75 AND UNDER 105 | 105 AND UNDER 150 | 150 AND UNDER 200 | 200 AND UNDER 250 | 250 AND UNDER 300 | 300 AND UNDER 400 | 400 AND UNDER 500 | 500 AND UNDER 700 | 700 AND UNDER 1000 | 1000 AND UNDER 1500 | 1500 AND UNDER 2000 | 2000 AND OVER | TOTAL |
|------------|--------|-------------|---------------------|----------------------|----------------------|----------------------|----------------------|----------------------|----------------------|----------------------|-----------------------|------------------------|------------------------|------------------|-------|
| 1 | 2 | 3 | 4 | 5 | 6 | 7 | 8 | 9 | 10 | 11 | 12 | 13 | 14 | 15 | 16 |
| 1 | MALE | | | | | | | | | | | | | | |
| 2 | FEMALE | | | | | | | | | | | | | | |
| 3 | TOTAL | | | | | | | | | | | | | | |

* NUMBER OF PERMANENT EMPLOYEES BY SEX & BASIC SALARY GROUP COULD BE COMPILED FROM THE PAYROLL OF LAST PERIOD OF WORKING DAY IN SENE.

ITEM 4 - PRODUCTS AND SERVICES OF THE ESTABLISHMENT (IN BIRR) IN 19----

4.1 PRODUCTS AND BY-PRODUCTS

[illegible]

* TOTAL SALES SHOULD INCLUDE ALL DUTIES AND INDIRECT TAXES COLLECTED, i.e., TRANSACTION, TURNOVER AND EXCISE TAXES etc..

4.2 SERVICES AND OTHER RECEIPTS (IN BIRR) IN 19----

[illegible]

ITEM 5 - VALUE OF STOCKS (IN BIRR) IN 19----

| SR. NO. | STOCKS OF | BEGINNING OF THE YEAR | END OF THE YEAR | DIFFERENCE (END YEAR - BEG. YEAR) |
|------------|------------------------|--------------------------|--------------------|--------------------------------------|
| 1 | 2 | 3 | 4 | 5 = 4-3 |
| 1 | FINISHED GOODS | | | |
| 2 | SEMI-FINISHED GOODS | | | |
| 3 | RAW MATERIALS | | | |

ITEM 6 - COST AND QUANTITY OF RAW MATERIALS, PARTS AND CONTAINERS USED AND PAYMENTS FOR OTHER VARIOUS EXPENSES (IN BIRR) IN 19----

6.1 COST AND QUANTITY OF RAW MATERIALS, PARTS AND CONTAINERS USED (VALUE IN BIRR) IN 19----

| SR. NO. | DESCRIPTION OF PRINCIPAL RAW MATERIALS, PARTS & CONTAINERS USED | U/M | RAW MATERIAL CODE | U/M CODE | LOCAL | | IMPORTED | | TOTAL | |
|------------|--|-----|-------------------------|-------------|----------|-------|----------|-------|----------|----------|
| | | | | | QUANTITY | VALUE | QUANTITY | VALUE | QUANTITY | VALUE |
| 1 | 2 | 3 | 4 | 5 | 6 | 7 | 8 | 9 | 10 = 6+8 | 11 = 7+9 |
| 0 1 | | | | | | | | | | |
| 0 2 | | | | | | | | | | |
| 0 3 | | | | | | | | | | |
| 0 4 | | | | | | | | | | |
| 0 5 | | | | | | | | | | |
| 0 6 | | | | | | | | | | |
| 0 7 | | | | | | | | | | |
| 0 8 | SPARE PARTS | | | | | | | | | |
| 0 9 | AUXILIARY MATERIALS | | | | | | | | | |
| 1 0 | TOTAL | | | | | | | | | |

N.B: ONLY THE PRINCIPAL RAW MATERIALS USED IN THE REFERENCE YEAR SHOULD BE DESCRIBED IN THE SPACES PROVIDED.
VALUE OF PARTS & CONTAINERS USED AND OTHER NON-PRINCIPAL MATERIALS SHOULD BE INCLUDED UNDER AUXILIARY MATERIALS.

6.2 OTHER INDUSTRIAL COSTS (VALUE IN BIRR) IN 19----

[illegible]

* PLEASE DO NOT INCLUDE HERE FUEL FOR TRANSPORT

6.3 OTHER NON-INDUSTRIAL EXPENSES (IN BIRR) IN 19----

[illegible][illegible]

6.4 TAXES PAID (IN BIRR) IN 19----

| SR. NO. | INDIRECT TAXES PAID** | INCOME TAX PAID ON PROFIT | TOTAL |
|------------|--------------------------|------------------------------|-------|
| 1 | 2 | 3 | 4 |
| 1 | | | |

** DUTIES AND INDIRECT TAXES COLLECTED, i.e., TRANSACTION, TURNOVER AND EXCISE TAX etc.

ITEM 7 - FIXED ASSETS AND INVESTMENT (IN BIRR) IN 19----

7.1 TYPE AND VALUE OF FIXED ASSETS

| SR. NO. | | FIXED ASSETS | | | | | | | | | | | | | | | | | | | | | | | | | | |
|------------|---|--|--|--|--|--|--|--|--|------------------------------------|--|--|--|-------------------------------------|--|--|--|-------------------------------|--|--|--|--|--|--|--|--|--|--|
| | | BOOK VALUE BEGINNING OF THE YEAR | | | | INVESTMENT FOR PURCHASE & CAPITAL REPAIR OF FIXED ASSETS | | | | SOLD & DISPOSED DURING THE YEAR | | | | DEPRECIATION DURING THE YEAR* | | | | BOOK VALUE END OF THE YEAR | | | | | | | | | | |
| 1 | 2 | 3 | | | | 4 | | | | 5 | | | | 6 | | | | 7 | | | | | | | | | | |
| 1 | DWELLING HOUSES | | | | | | | | | | | | | | | | | | | | | | | | | | | |
| 2 | NON-RESIDENTIAL BUILDINGS | | | | | | | | | | | | | | | | | | | | | | | | | | | |
| 3 | OTHER CONSTRUCTION & WORKS | | | | | | | | | | | | | | | | | | | | | | | | | | | |
| 4 | MACHINERY & EQUIPMENT | | | | | | | | | | | | | | | | | | | | | | | | | | | |
| 5 | VEHICLES | | | | | | | | | | | | | | | | | | | | | | | | | | | |
| 6 | OTHERS (OFFICE FURNITURE AND FIXTURE, etc..) | | | | | | | | | | | | | | | | | | | | | | | | | | | |
| 7 | TOTAL | | | | | | | | | | | | | | | | | | | | | | | | | | | |

* MAKE SURE THAT IN COLUMN 6 ONLY ANNUAL DEPRECIATION IS INCLUDED

7.2 ANNUAL INVESTMENT BY TYPE AND SOURCE

| SR. NO. | SOURCE OF FINANCING | TYPE OF INVESTMENT | | | | | | | | | |
|------------|-----------------------|--------------------|--|--|--|--|-----------------|--|--|--|--|
| | | FIXED ASSETS | | | | | WORKING CAPITAL | | | | |
| 1 | 2 | 3 | | | | | 4 | | | | |
| 1 | TOTAL DOMESTIC SOURCE | | | | | | | | | | |
| 2 | OWN FUND | | | | | | | | | | |
| 3 | BANK LOAN | | | | | | | | | | |
| 4 | OTHERS | | | | | | | | | | |
| 5 | FOREIGN SOURCE | | | | | | | | | | |
| 6 | TOTAL | | | | | | | | | | |

8.1 ANNUAL PRODUCTION AT FULL CAPACITY

8.2 ESTIMATED VALUE AND QUANTITY OF RAW MATERIALS NEEDED, AT FULL CAPACITY

[illegible]

**8.3 WHAT WERE THE THREE MAJOR PROBLEMS THAT PREVENTED
THE ESTABLISHMENT FROM OPERATING WITH FULL CAPACITY**

| | | CODE |
|---|-----|-------------------------------|
| SHORTAGE OF SUPPLY OF RAW MATERIALS | = 1 | |
| SHORTAGE OF SPARE PARTS | = 2 | 1 <input type="checkbox"/> |
| GETTING MARKET/CUSTOMERS | = 3 | |
| LACK OF CREDIT FROM BANKS AND OTHER SOURCES | = 4 | 2 <input type="checkbox"/> |
| LACK OF FOREIGN EXCHANGE | = 5 | 3 <input type="checkbox"/> |
| LACK OF TECHNICAL KNOW HOW | = 6 | |
| OTHERS (SPECIFY) _____ | = 7 | |

**8.4 WHAT ARE THE THREE MAJOR PROBLEMS THAT ARE FACING
THE ESTABLISHMENT AT PRESENT**

| | | CODE |
|-------------------------------------|------|-------------------------------|
| SHORTAGE OF SUPPLY OF RAW MATERIALS | = 1 | |
| SHORTAGE OF SPARE PARTS | = 2 | |
| DIFFICULT MARKET COMPETITION | = 3 | 1 <input type="checkbox"/> |
| GETTING MARKET/CUSTOMERS | = 4 | |
| SHORTAGE OF WORKING CAPITAL | = 5 | |
| FREQUENT MACHINE BREAKAGE | = 6 | 2 <input type="checkbox"/> |
| INCONVENIENT WORKING PLACE | = 7 | |
| PROBLEMS WITH WORKERS | = 8 | |
| GOVERNMENT RULES & REGULATION | = 9 | 3 <input type="checkbox"/> |
| NO PROBLEMS FACED | = 10 | |
| OTHERS (SPECIFY) _____ | = 11 | |