

9/4/96

C-5/5

000240

**THE FEDERAL DEMOCRATIC REPUBLIC OF ETHIOPIA  
CENTRAL STATISTICAL AUTHORITY**

**REPORT ON LARGE AND MEDIUM SCALE  
MANUFACTURING AND ELECTRICITY  
INDUSTRIES SURVEY**

**APRIL 2002**

**ADDIS ABABA  
OCTOBER 2003**

**281 - STATISTICAL BULLETIN - 281**

## CONTENTS

	<u>PAGE NO.</u>
LIST OF TABLES .. .	II
LIST OF FIGURES .. .	IX
ABBREVIATIONS .. .	IX
 <b>PART I. INTRODUCTION AND OBJECTIVES OF THE SURVEY</b>	
1. INTRODUCTION .. .	1
2. OBJECTIVES OF THE SURVEY .. .	2
 <b>PART II. SURVEY METHODOLOGY, DATA COLLECTION AND PROCESSING</b>	
1. SCOPE, COVERAGE AND CONTENT .. .	3
2. BASIC CONCEPTS AND DEFINITIONS .. .	4
3. TRAINING OF FIELD STAFF .. .	9
4. METHOD OF DATA COLLECTION AND FIELD ORGANIZATION .. .	10
5. DATA PROCESSING .. .	10
a. EDITING, CODING AND VERIFICATION .. .	10
b. DATA ENTRY, CLEANING AND TABULATION .. .	11
 <b>PART III. SUMMARY OF THE MAJOR FINDINGS OF THE SURVEY .. .</b>	<b>13</b>
 <b>PART IV. STATISTICAL TABLES ON LARGE AND MEDIUM SCALE MANUFACTURING INDUSTRIES, 2001/2002 (1994 E.F.Y.) ...</b>	<b>41</b>
 <b>PART V. STATISTICAL TABLES ON TIME SERIES DATA OF LARGE AND MEDIUM SCALE MANUFACTURING INDUSTRIES, 1997/98 - 2001/2002 (1990 - 1994 E.F.Y.) .. .</b>	<b>165</b>
 <b>PART VI. STATISTICAL TABLES ON ELECTRICITY INDUSTRIES, 1997/98 - 2001/2002 (1990 - 1994 E.F.Y.) .. .</b>	<b>211</b>
 <b>ANNEX: SURVEY QUESTIONNAIRE .. .</b>	<b>217</b>

LIST OF TABLES

PART III SUMMARY OF SELECTED SURVEY RESULTS

TABLE NO.

PAGE NO.

SUMMARY TABLE 3.1	
DISTRIBUTION OF LARGE AND MEDIUM SCALE MANUFACTURING INDUSTRIES BY REGIONAL STATES AND INDUSTRIAL GROUP - PUBLIC AND PRIVATE.....	16
SUMMARY TABLE 3.2	
NUMBER OF PERSONS ENGAGED BY INDUSTRIAL GROUP - PUBLIC AND PRIVATE.....	18
SUMMARY TABLE 3.3	
NUMBER OF EMPLOYEES BY INDUSTRIAL GROUP - PUBLIC AND PRIVATE.....	19
SUMMARY TABLE 3.4	
PERCENTAGE DISTRIBUTION OF VALUE ADDED BY INDUSTRIAL GROUP - PUBLIC AND PRIVATE.....	20
SUMMARY TABLE 3.5	
RATIO OF IMPORTED TO TOTAL RAW MATERIAL COSTS BY INDUSTRIAL GROUP - PUBLIC AND PRIVATE.....	22
SUMMARY TABLE 3.6	
RATIO OF MAJOR INDICATORS - PUBLIC AND PRIVATE.....	24
SUMMARY TABLE 3.7	
RATIO OF COST OF ENERGY CONSUMED TO TOTAL INDUSTRIAL COST BY INDUSTRIAL GROUP - PUBLIC AND PRIVATE.....	25
SUMMARY TABLE 3.8	
RATIO OF VALUE ADDED TO GROSS VALUE OF PRODUCTION BY INDUSTRIAL GROUP - PUBLIC AND PRIVATE.....	27

**TABLE NO.****PAGE NO.****SUMMARY TABLE 3.9**

RATIO OF COST OF LABOUR TO GROSS VALUE OF PRODUCTION  
BY INDUSTRIAL GROUP-PUBLIC AND PRIVATE ..... 28

**SUMMARY TABLE 3.10**

RATIO OF OPERATING SURPLUS TO GROSS VALUE OF PRODUCTION  
BY INDUSTRIAL GROUP-PUBLIC AND PRIVATE ..... 29

**SUMMARY TABLE 3.11**

PERCENTAGE DISTRIBUTION OF ESTABLISHMENTS BY FIRST  
MAJOR REASON FOR NOT BEING FULLY OPERATIONAL AND  
INDUSTRIAL GROUP - PUBLIC AND PRIVATE.....31

**SUMMARY TABLE 3.12**

PERCENTAGE DISTRIBUTION OF ESTABLISHMENTS BY  
FIRST REASON FOR NOT WORKING AT FULL CAPACITY AND  
INDUSTRIAL GROUP - PUBLIC AND PRIVATE.....32

**SUMMARY TABLE 3.13**

PERCENTAGE DISTRIBUTION OF ESTABLISHMENTS BY TYPE  
OF FIRST MAJOR OPERATIONAL PROBLEM FACED  
AND INDUSTRIAL GROUP - PUBLIC AND PRIVATE.....33

**PART IV. STATISTICAL TABLES ON LARGE AND MEDIUM SCALE  
MANUFACTURING INDUSTRIES, 2001/2002 (1994 E.F.Y.)**

4.1	COVERAGE OF THE SURVEY .....	43
4.2	PAID-UP CAPITAL OF REPORTING ESTABLISHMENTS BY SOURCE OF OWNERSHIP AND INDUSTRIAL GROUP .....	45
4.3	NUMBER OF REPORTING ESTABLISHMENTS BY SIZE OF PAID-UP CAPITAL AND INDUSTRIAL GROUP - PUBLIC AND PRIVATE ....	47
4.4	NUMBER OF REPORTING ESTABLISHMENTS BY SIZE OF PAID-UP CAPITAL AND INDUSTRIAL GROUP - PUBLIC .....	49
4.5	NUMBER OF REPORTING ESTABLISHMENTS BY SIZE OF PAID-UP CAPITAL AND INDUSTRIAL GROUP - PRIVATE .....	51
4.6	NUMBER OF ESTABLISHMENTS BY INDUSTRIAL GROUP AND FORM OF OWNERSHIP .....	53
4.7	NUMBER OF OWNERS OF PRIVATE ESTABLISHMENTS BY FORM OF OWNERSHIP, SEX AND INDUSTRIAL GROUP .....	55
4.8	NUMBER OF ESTABLISHMENTS WITH AND WITHOUT BOOKS OF ACCOUNTS BY THE CALENDAR YEAR THEIR BOOKS OF ACCOUNTS ARE KEPT AND INDUSTRIAL GROUP - PUBLIC AND PRIVATE ..	57
4.9	NUMBER OF ESTABLISHMENTS WITH AND WITHOUT BOOKS OF ACCOUNTS BY THE CALENDAR YEAR THEIR BOOKS OF ACCOUNTS ARE KEPT AND INDUSTRIAL GROUP - PUBLIC .....	59



**TABLE NO.****PAGE NO.**

4.10	NUMBER OF ESTABLISHMENTS WITH AND WITHOUT BOOKS OF ACCOUNTS BY THE CALENDAR YEAR THEIR BOOKS OF ACCOUNTS ARE KEPT AND INDUSTRIAL GROUP - PRIVATE .....	61
4.11	NUMBER OF PERSONS ENGAGED BY SEX, NATIONALITY AND TOTAL WAGES AND SALARIES AND INDUSTRIAL GROUP - PUBLIC AND PRIVATE .....	63
4.12	NUMBER OF PERSONS ENGAGED BY SEX, NATIONALITY AND TOTAL WAGES AND SALARIES AND INDUSTRIAL GROUP - PUBLIC .....	65
4.13	NUMBER OF PERSONS ENGAGED BY SEX, NATIONALITY AND TOTAL WAGES AND SALARIES AND INDUSTRIAL GROUP - PRIVATE .....	67
4.14	NUMBER OF PERMANENT EMPLOYEES BY WAGES AND SALARIES GROUP - PUBLIC AND PRIVATE .....	69
4.15	NUMBER OF PRODUCTION, APPRENTICES AND TEMPORARY WORKERS BY SEX, NATIONALITY AND INDUSTRIAL GROUP - PUBLIC AND PRIVATE .....	71
4.16	NUMBER OF ADMINISTRATIVE, TECHNICAL, CLERICAL AND OFFICE WORKERS BY SEX, NATIONALITY AND INDUSTRIAL GROUP - PUBLIC AND PRIVATE .....	73
4.17	NUMBER OF WORKING PROPRIETORS, ACTIVE PARTNERS AND FAMILY WORKERS BY SEX, NATIONALITY AND INDUSTRIAL GROUP - PRIVATE .....	75
4.18	BASIC WAGES AND SALARIES, COMMISSION, BONUSES, ALLOWANCES, FOOD AND LODGING AND SUPPLEMENTS TO WAGES AND SALARIES BY INDUSTRIAL GROUP PUBLIC AND PRIVATE .....	77
4.19	BASIC WAGES AND SALARIES OF PRODUCTION WORKERS AND SEASONAL AND TEMPORARY WORKERS BY SEX, NATIONALITY AND INDUSTRIAL GROUP - PUBLIC AND PRIVATE .....	79
4.20	BASIC WAGES AND SALARIES OF ADMINISTRATIVE, TECHNICAL, CLERICAL AND OFFICE WORKERS BY SEX, NATIONALITY AND INDUSTRIAL GROUP - PUBLIC AND PRIVATE .....	81
4.21	NUMBER OF ESTABLISHMENTS AND NUMBER OF PERSONS ENGAGED BY SIZE OF PERSONS ENGAGED AND INDUSTRIAL GROUP - PUBLIC AND PRIVATE .....	83
4.22	NUMBER OF ESTABLISHMENTS AND NUMBER OF PERSONS ENGAGED BY SIZE OF PERSONS ENGAGED AND INDUSTRIAL GROUP - PUBLIC .....	85

4.23	NUMBER OF ESTABLISHMENTS AND NUMBER OF PERSONS ENGAGED BY SIZE OF PERSONS ENGAGED AND INDUSTRIAL GROUP - PRIVATE .....	87
4.24	NUMBER OF ESTABLISHMENTS, GROSS VALUE OF PRODUCTION, INDUSTRIAL COSTS, INDIRECT TAXES NET AND CENSUS VALUE ADDED BY INDUSTRIAL GROUP - PUBLIC AND PRIVATE .....	89
4.25	NUMBER OF ESTABLISHMENTS, GROSS VALUE OF PRODUCTION, INDUSTRIAL COSTS, INDIRECT TAXES NET AND CENSUS VALUE ADDED BY INDUSTRIAL GROUP - PUBLIC .....	91
4.26	NUMBER OF ESTABLISHMENTS, GROSS VALUE OF PRODUCTION, INDUSTRIAL COSTS, INDIRECT TAXES NET AND CENSUS VALUE ADDED BY INDUSTRIAL GROUP - PRIVATE .....	93
4.27	NUMBER OF ESTABLISHMENTS, GROSS VALUE OF PRODUCTION, INDUSTRIAL AND NON-INDUSTRIAL COSTS, INDIRECT TAXES NET AND VALUE ADDED IN THE NATIONAL ACCOUNT CONCEPT BY INDUSTRIAL GROUP - PUBLIC AND PRIVATE .....	95
4.28	NUMBER OF ESTABLISHMENTS, GROSS VALUE OF PRODUCTION, INDUSTRIAL AND NON-INDUSTRIAL COSTS, INDIRECT TAXES NET AND VALUE ADDED IN THE NATIONAL ACCOUNT CONCEPT BY INDUSTRIAL GROUP - PUBLIC .....	97
4.29	NUMBER OF ESTABLISHMENTS, GROSS VALUE OF PRODUCTION, INDUSTRIAL AND NON-INDUSTRIAL COSTS, INDIRECT TAXES NET AND VALUE ADDED IN THE NATIONAL ACCOUNT CONCEPT BY INDUSTRIAL GROUP - PRIVATE .....	99
4.30	GROSS VALUE OF PRODUCTION IN PRODUCERS' VALUES BY INDUSTRIAL GROUP - PUBLIC AND PRIVATE .....	101
4.31	ACTUAL VALUE OF PRODUCTION AS PERCENTAGE OF YEARLY CAPACITY BY INDUSTRIAL GROUP - PUBLIC AND PRIVATE ..	103
4.32	ACTUAL VALUE OF PRODUCTION AS PERCENTAGE OF YEARLY CAPACITY BY INDUSTRIAL GROUP - PUBLIC .....	105
4.33	ACTUAL VALUE OF PRODUCTION AS PERCENTAGE OF YEARLY CAPACITY BY INDUSTRIAL GROUP - PRIVATE .....	107
4.34	GROSS VALUE OF PRODUCTION BY SIZE OF PERSONS ENGAGED AND INDUSTRIAL GROUP - PUBLIC AND PRIVATE .....	109
4.35	GROSS VALUE OF PRODUCTION BY SIZE OF PERSONS ENGAGED AND INDUSTRIAL GROUP - PUBLIC .....	111
4.36	GROSS VALUE OF PRODUCTION BY SIZE OF PERSONS ENGAGED AND INDUSTRIAL GROUP - PRIVATE .....	113
4.37	VALUE ADDED BY SIZE OF PERSONS ENGAGED AND INDUSTRIAL GROUP - PUBLIC AND PRIVATE .....	115

**TABLE NO.****PAGE NO.**

4.38	VALUE ADDED BY SIZE OF PERSONS ENGAGED AND INDUSTRIAL ...117 GROUP - PUBLIC
4.39	VALUE ADDED BY SIZE OF PERSON ENGAGED AND INDUSTRIAL GROUP - PRIVATE .....119
4.40	SUMMARY OF OPERATIONS OF LARGE AND MEDIUM SCALE MANUFACTURING INDUSTRIES BY REGIONAL STATES AND MAJOR URBAN CENTERS - PUBLIC AND PRIVATE .....121
4.41	SUMMARY OF OPERATIONS OF LARGE AND MEDIUM SCALE MANUFACTURING INDUSTRIES BY REGIONAL STATES AND MAJOR URBAN CENTERS - PUBLIC .....122
4.42	SUMMARY OF OPERATIONS OF LARGE AND MEDIUM SCALE MANUFACTURING INDUSTRIES BY REGIONAL STATES AND MAJOR URBAN CENTERS - PRIVATE .....123
4.43	FIXED ASSETS AND NEW CAPITAL EXPENDITURE BY INDUSTRIAL GROUP AND OWNERSHIP .....124
4.44	FIXED ASSETS OF REPORTING ESTABLISHMENTS BY TYPE AND INDUSTRIAL GROUP - PUBLIC AND PRIVATE .....126
4.45	FIXED ASSETS OF REPORTING ESTABLISHMENTS BY TYPE AND INDUSTRIAL GROUP - PUBLIC .....128
4.46	FIXED ASSETS OF REPORTING ESTABLISHMENTS BY TYPE AND INDUSTRIAL GROUP - PRIVATE .....130
4.47	FIXED ASSETS BY SIZE OF PERSONS ENGAGED AND INDUSTRIAL GROUP - PUBLIC AND PRIVATE .....132
4.48	FIXED ASSETS BY SIZE OF PERSONS ENGAGED AND INDUSTRIAL GROUP - PUBLIC ..... 134
4.49	FIXED ASSETS BY SIZE OF PERSONS ENGAGED AND INDUSTRIAL GROUP - PRIVATE .....136
4.50	INVESTMENT IN FIXED ASSETS OF REPORTING ESTABLISHMENTS BY SOURCE AND INDUSTRIAL GROUP - PUBLIC AND PRIVATE .....138
4.51	QUANTITY OF MAJOR RAW MATERIALS CONSUMED FOR REPORTING ESTABLISHMENTS BY INDUSTRIAL GROUP - PUBLIC AND PRIVATE ..... 139
4.52	COST OF RAW MATERIALS, ENERGY CONSUMED AND PAYMENTS FOR INDUSTRIAL AND NON-INDUSTRIAL SERVICES RENDERED BY INDUSTRIAL GROUP- PUBLIC AND PRIVATE .....141
4.53	COST OF RAW MATERIALS, ENERGY CONSUMED AND PAYMENTS FOR INDUSTRIAL AND NON-INDUSTRIAL SERVICES RENDERED BY INDUSTRIAL GROUP- PUBLIC .....143
4.54	COST OF RAW MATERIALS, ENERGY CONSUMED AND PAYMENTS FOR INDUSTRIAL AND NON-INDUSTRIAL SERVICES RENDERED BY INDUSTRIAL GROUP- PRIVATE .....145

**TABLE NO.****PAGE NO.**

4.55	NUMBER OF ESTABLISHMENTS AND COST OF ENERGY CONSUMED BY INDUSTRIAL GROUP - PUBLIC AND PRIVATE .....	147
4.56	NUMBER OF ESTABLISHMENTS AND COST OF ENERGY CONSUMED BY INDUSTRIAL GROUP - PUBLIC .....	149
4.57	NUMBER OF ESTABLISHMENTS AND COST OF ENERGY CONSUMED BY INDUSTRIAL GROUP - PRIVATE .....	151
4.58	PRODUCTION OF MAJOR MANUFACTURED ARTICLES FOR REPORTING ESTABLISHMENTS BY INDUSTRIAL GROUP - PUBLIC AND PRIVATE .....	153
4.59	NUMBER OF ESTABLISHMENTS AND TOTAL REVENUE FROM SALES BY INDUSTRIAL GROUP -PUBLIC AND PRIVATE .....	155
4.60	REVENUE FROM SALES BY SOURCE AND INDUSTRIAL GROUP - PUBLIC AND PRIVATE .....	157
4.61	REVENUE FROM SALES BY SOURCE AND INDUSTRIAL GROUP - PUBLIC .....	159
4.62	REVENUE FROM SALES BY SOURCE AND INDUSTRIAL GROUP - PRIVATE .....	161
4.63	ADVERTISING EXPENSE OF REPORTING ESTABLISHMENTS BY INDUSTRIAL GROUP .....	163

**PART V. TIME SERIES DATA AND RATIOS OF MAJOR INDICATORS ..... ON  
MANUFACTURING INDUSTRIES, 1997/98 - 2001/2002 (1990 - 1994 E.F.Y.)**

5.1	NUMBER OF ESTABLISHMENTS BY INDUSTRIAL GROUP - PUBLIC AND PRIVATE .....	167
5.2	NUMBER OF PERSONS ENGAGED BY INDUSTRIAL GROUP - PUBLIC AND PRIVATE .....	169
5.3	NUMBER OF EMPLOYEES BY INDUSTRIAL GROUP - PUBLIC AND PRIVATE .....	171
5.4	NUMBER OF FEMALE EMPLOYEES BY INDUSTRIAL GROUP - PUBLIC AND PRIVATE .....	173
5.5	WAGES AND SALARIES BY INDUSTRIAL GROUP - PUBLIC AND PRIVATE .....	175
5.6	GROSS VALUE OF PRODUCTION BY INDUSTRIAL GROUP - PUBLIC AND PRIVATE .....	177
5.7	CENSUS VALUE ADDED (AT MARKET PRICE) BY INDUSTRIAL GROUP - PUBLIC AND PRIVATE .....	179
5.8	CENSUS VALUE ADDED (AT FACTOR COST) BY INDUSTRIAL GROUP - PUBLIC AND PRIVATE .....	181
5.9	VALUE ADDED IN THE NATIONAL ACCOUNT CONCEPT (AT MARKET PRICE) BY INDUSTRIAL GROUP - PUBLIC AND PRIVATE .....	183

**TABLE NO.****PAGE NO.**

5.10	VALUE ADDED IN THE NATIONAL ACCOUNT CONCEPT (AT FACTOR COST) BY INDUSTRIAL GROUP - PUBLIC AND PRIVATE .....	185
5.11	PRODUCTION OF MAJOR MANUFACTURED ARTICLES - PUBLIC AND PRIVATE .....	187
5.12	TOTAL FIXED ASSETS BY INDUSTRIAL GROUP - PUBLIC AND PRIVATE .....	189
5.13	NEW CAPITAL EXPENDITURE BY INDUSTRIAL GROUP - PUBLIC AND PRIVATE .....	191
5.14	OPERATING SURPLUS BY INDUSTRIAL GROUP - PUBLIC AND PRIVATE .....	193
5.15	RATIO OF IMPORTED TO TOTAL RAW MATERIAL COST BY INDUSTRIAL GROUP - PUBLIC AND PRIVATE .....	195
5.16	PERCENTAGE DISTRIBUTION OF VALUE ADDED BY INDUSTRIAL GROUP - PUBLIC AND PRIVATE .....	197
5.17	RATIO OF COST OF ENERGY CONSUMED TO TOTAL INDUSTRIAL COSTS BY INDUSTRIAL GROUP - PUBLIC AND PRIVATE .....	199
5.18	RATIO OF VALUE ADDED TO GROSS VALUE OF PRODUCTION - PUBLIC AND PRIVATE .....	201
5.19	VALUE ADDED PER PERSON ENGAGED BY INDUSTRIAL GROUP - PUBLIC AND PRIVATE .....	203
5.20	RATIO OF COST OF LABOUR TO VALUE ADDED BY INDUSTRIAL GROUP - PUBLIC AND PRIVATE .....	205
5.21	RATIO OF COST OF LABOUR TO GROSS VALUE OF PRODUCTION BY INDUSTRIAL GROUP - PUBLIC AND PRIVATE .....	207
5.22	RATIO OF OPERATING SURPLUS TO GROSS VALUE OF PRODUCTION BY INDUSTRIAL GROUP - PUBLIC AND PRIVATE ....	209

**PART VI.      TIME SERIES DATA ON ELECTRICITY INDUSTRY  
1997/98 - 2001/2002 (1990 - 1994 E.F.Y.)**

6.1	NUMBER OF EMPLOYEES BY OCCUPATIONAL GROUP AND SEX IN ELECTRICITY INDUSTRY .....	213
6.2	NUMBER OF EMPLOYEES BY WAGES AND SALARIES GROUP AND SEX IN ELECTRICITY INDUSTRY .....	213
6.3	WAGES AND SALARIES PAID BY OCCUPATIONAL GROUP IN ELECTRICITY INDUSTRY .....	214
6.4	INSTALLED GENERATING CAPACITY AND ELECTRICITY PRODUCTION .....	214
6.5	QUANTITY OF ELECTRICITY SOLD AND REVENUE FROM SALES OF ELECTRICITY BY TYPE OF TARIFF .....	215

6.6	GROSS REVENUE FROM SALES, TOTAL INTERMEDIATE COST AND VALUE ADDED IN THE ELECTRICITY INDUSTRY .....	215
6.7	VALUE OF FIXED ASSETS BY TYPE IN ELECTRICITY INDUSTRY .....	216
6.8	INVESTMENT IN FIXED ASSETS BY TYPE OF FIXED ASSETS IN ELECTRICITY INDUSTRY .....	216

### **LISTS OF FIGURES**

<b><u>FIGURE NO.</u></b>		<b><u>PAGE NO.</u></b>
FIG. I	GROSS VALUE OF PRODUCTION AT CURRENT PRICE BY OWNERSHIP, 1997/98 - 2001/2002 (1990 - 1994 E.F.Y.) . .	34
FIG. II	VALUE ADDED BY OWNERSHIP, 1997/98 - 2001/2002 (1990 - 1994 E.F.Y.) .....	35
FIG. III	PERCENTAGE DISTRIBUTION OF VALUE ADDED BY INDUSTRIAL GROUP, 2001/2002 (1994 E.F.Y.) .....	36
FIG. IV	RATIO OF IMPORTED TO TOTAL RAW MATERIAL COST BY INDUSTRIAL GROUP, 2001/2002 (1994 E.F.Y.) .....	37
FIG. V	RATIO OF VALUE ADDED TO GROSS VALUE OF PRODUCTION, 2001/2002 (1994 E.F.Y.) .....	38
FIG. VI	INSTALLED GENERATING CAPACITY, 1997/98 - 2001/2002 (1990 - 1994 E.F.Y.) .....	39
FIG. VII	PRODUCTION OF ELECTRICITY, 1997/98 - 2001/2002 (1990 - 1994 E.F.Y.) .....	40

### **ABBREVIATIONS**

CSA	- Central Statistical Authority
E.F.Y.	- Ethiopian Fiscal Year
G.C.	- Gregorian Calendar Year
S.N.N.P.-	Southern Nations, Nationalities and Peoples' Region
N.E.C.	- Not Elsewhere Classified
S.N.A.	- System of National Accounts
IMPS	- Integrated Micro-Computer Processing System
KW	- Kilowatt
KWH	- Kilowatt Hour

## **PART I**

### **INTRODUCTION AND OBJECTIVES OF THE SURVEY**

#### **1. Introduction**

The presence of adequate and current statistical data in various economic sectors that are considered essential for development planning, socio-economic policy formulation and economic analysis is vital in promoting the economic development of a country. Based on this general objective, the Central Statistical Authority (CSA) has been conducting surveys of various economic activities of which the annual Large and Medium Scale Manufacturing Industries survey is one.

Manufacturing is defined here according to International Standard Industrial Classification (ISIC Revision-3) as "the physical or chemical transformation of materials or components into new products, whether the work is performed by power-driven machines or by hand, whether it is done in a factory or in the worker's home, and whether the products are sold at wholesale or retail. The assembly of the component parts of manufactured products is also considered as manufacturing activities."

Central Statistical Authority (CSA) has been publishing results of the survey of Manufacturing and Electricity Industries on annual basis since 1968 E.C. to provide users with reliable, comprehensive and timely statistical data on these sectors. In this respect, this survey is the principal source of industrial statistics on Large and Medium Scale Manufacturing sector in the country. The data are obtained by conducting Large and Medium Scale Manufacturing survey each year.

This publication presents the objectives, scope and coverage, training of field staff, methods of data collection and field organization, basic concepts and definitions, summary of selected survey results and structure and performance of

Large and Medium Scale Manufacturing and Electricity Industries. Accordingly, the bulletin has six parts: - Part I deals with an introduction and objective of the survey. Part II gives an overview about the survey methodology, data collection and processing. Part III presents summary of selected survey results on Large and Medium Scale Manufacturing industries survey. Part IV deals with the results of Large and Medium Scale Manufacturing establishments for the year 2001/2002 (1994 E.F.Y.). Part V deals with the time series data and various ratios for the period of five years i.e. 1997/98-2001/2002 (1990-1994 E.F.Y.) for Large and Medium Scale Manufacturing Industries. Finally Part VI presents the activity and performance of the Electricity Industry which also refers to the five years period, i.e. 1997/98-2001/2002 (1990-1994 E.F.Y.). Furthermore, the survey questionnaire for Large and Medium Scale Manufacturing Industries survey is attached as an appendix.

## **2. Objectives of the survey**

The main objectives of the annual survey of Large and Medium Scale Manufacturing and Electricity Industries are to :-

- a. obtain basic statistical data that are essential for policy makers, planners and researchers by industrial group.
- b. collect basic quantitative information on employment, volume of quantitative information on employment, volume of production and raw materials, structure and performance of the country's Large and Medium Scale Manufacturing and Electricity Industries.
- c. compile statistical data which will be an input to the System of National Accounts (SNA), on Large and Medium Scale Manufacturing and Electricity establishments as a whole and by industrial group.
- d. obtain the number of proprietors engaged in these sectors and find out the major problems that creates stumbling block for their activities. The identification of the problems are required for planning and executing any type of government intervention program.



## **PART II**

### **SURVEY METHODOLOGY, DATA COLLECTION AND PROCESSING**

#### **1. Scope and Coverage**

The scope of the Large and Medium Scale Manufacturing survey is confined to those establishments which engage 10 persons and above and use power-driven machines and covers both public and private industries in all Regions of the country, where establishments under the scope of the survey are found. With regard to Electricity data, the survey covered only the electricity supplied by the Ethiopian Electric Power Corporation. In other words the negligible electric power services supplied by the other sources are not included in the survey.

Like the previous years, in the current survey an attempt was made to update the directory using as source of information the licenses issued by the Ministry of Trade and Industry and corresponding bureaux of the Regional States of the country for the public and private establishments. In addition to this, the directory was updated using lists obtained from house to house listing for the purpose of the 1994 E.F.Y. Small Scale Manufacturing Industries Survey. From this list all manufacturing establishments which engaged 10 persons and above were selected and included in the directory of large and medium scale manufacturing establishments. As a result, the number of establishments covered in this reference year increased by 113 than that of the previous survey period. Out of the additionally covered 113 establishments 31 and 28 establishments started operation in 1993 and 1994 E.F.Y., respectively. The rest was medium size establishments existing in the years before 1993 E.F.Y., but not covered by the previous surveys. However, users of this publication should be aware that the contribution of these establishments were relatively insignificant in both employment and value added.

In this publication detailed information on number of establishments, number of persons engaged, and employees, wages and salaries paid by

industrial group, sex, nationality and occupation, paid-up capital, gross value of production, industrial and non-industrial costs, value added, operating surplus, quantity of production and raw materials consumed, fixed assets, investment and production capacity are presented.

**2. Basic Concepts and Definitions:-**

- (i) **An Establishment:-** is defined as the whole of the premises under the same ownership or management at a particular address. (e.g. a bakery, a sawmill, ...etc.).
- (ii) **Paid-up Capital:-** is that part of the issued capital of an establishment that has been paid by the shareholders or the individual owner.
- (iii) **Working Proprietors, Active Partners and Family Workers:-** include all unpaid working proprietors, active partners and members of their household who actively participate in the operation of the establishment.
- (iv) **Administrative and Technical Employees:-** include salaried directors and managers, technicians, superintendents, research workers, draftsmen and designers, engineers, chemists, architects, accountants, book-keepers, office machine operators, receptionists, sales men, delivery personnel, guards and other office staff.
- (v) **Production Workers:-** include workers directly engaged in production i.e., persons engaged in fabricating, processing, assembling, maintenance, repair, janitorial, record keeping and other associated activities.
- (vi) **Seasonal and Temporary Workers:-** include workers who are employed for a whole or a part of the year. These workers are not regularly on the payroll of the establishment.

(vii) **Number Employed**:- includes all persons on the payroll whether seasonal or temporary workers. The number of seasonal and temporary workers has been adjusted to give equivalent of full-time workers.

(viii) **Number Engaged**:- includes paid employees and working proprietors, active partners, and unpaid family workers.

(ix) **Basic Wages and Salaries**:- includes all payments in cash made to employees during the reference year. It excludes commissions, bonuses, professional and hardship allowances.

(x) **Wages and Salaries**:- includes all payments in cash or in kind made to employees during the reference year in connection with work done for the establishments.

(xi) **Commissions, Bonuses, Professional and Hardship Allowances**:- refer to the total of commissions, bonuses and cost of living allowances paid in cash to employees. This excludes car allowance and per diem

(xii) **Supplements to Wages and Salaries of Employees**:- represents payments made by the employer on behalf of his employees. Included are employers' contribution to social security systems, insurance premiums, ...etc. Only payments made by the employer are included here.

(xiii) **Revenue from Sales**:- represents the total sales value of all products and by-products during the reference year valued at market price.

(xiv) **Receipt from Industrial Services Rendered to Others**:- include all contract, repair and maintenance work done to others on raw materials and spare parts supplied by the customer.

- (xv) **Receipt of Products Bought and Resold:-** refers to revenue obtained from sales of all goods bought and resold during the reference year without any transformation or processing.
- (xvi) **Other Receipts:-** include rental income from lease of machinery and equipment, income from sales of scrap, the value of fixed assets produced by the unit for its own use and other income.
- (xvii) **Difference of Stocks in the Value of Finished Goods and Semi-Finished Goods:-** is the net change of stocks between the end and the beginning of the reference period in the value of finished and semi-finished goods.
- (xviii) **Gross Value of Production:-** includes the sales value of all products of the establishment, the net change of stocks between the beginning and end of the reference period in the value of finished goods and the value of semi finished goods, the value of industrial services rendered to others, the value of goods bought and resold without any transformation or processing, and other receipts. The valuation of Gross Value of Production is in terms of producers' values where indirect taxes are included in the value of sales of the establishment and the value of subsidies received is excluded.
- (xix) **Raw Materials:-** include all raw and auxiliary materials, parts and containers which are consumed during the reference year. The value of local raw materials is the value of locally produced raw materials and is the cost at the factory which includes the purchase price, transport charges, taxes and other incidental costs. The value of imported raw materials is the value of raw materials produced in other countries and obtained directly or from local source and is the cost at the factory which includes the purchase price, transport charges, taxes and other incidental costs.

- (xx) **Other Industrial Services Rendered by Others**:- refer to contract, repair and maintenance work done by others in the reference year on materials controlled by the establishment. Included are also the cost of all goods purchased and resold without any transformation during the reference year and the cost of water consumed.
- (xxi) **Industrial Cost**:- Includes the cost of raw materials, fuels, and other supplies consumed, cost of industrial services rendered by others, cost of goods bought and resold without any transformation or processing and cost of electricity consumed.
- (xxii) **Non-industrial Cost**:- includes payments like professional fees, postage, telephone, insurance, advertising, hired transport, rental payments, etc. ( interest , amortization and depreciation are excluded).
- (xxiii) **Census Value Added ( at Market Price)**:- is the difference between Gross Value of Production and Industrial Cost. Census Value Added at market price minus indirect taxes net (i.e., indirect taxes less subsidies) gives census value added at factor cost.
- (xxiv) **Value Added in the National Account Concept (at Market Price)**:- is defined as the difference between the gross value of production and industrial and non-industrial costs. To get the same indicator at factor cost indirect taxes net (i.e., indirect taxes less subsidies) are subtracted.
- (xxv) **Fixed Capital Assets**:- are those with a productive life of one year or more which are intended for the use of the establishment including fixed assets made by the establishment's own labour force for its own use. They are valued in this report at book-value end of the reference year, that is the net book value at the beginning plus new capital expenditure minus those sold and disposed and depreciation during the reference year.

(xxvi) **New Capital Expenditure**:- is the cost of new or used capital equipment bought, cost of building and other capital goods produced or built by the establishment during the reference period.

(xxvii) **Operating Surplus**:- is defined here as the difference between value added in the national account concept at factor cost and total wages and salaries.

(xxviii) **Public Sector**:- under this sector are included all establishments owned by the state i.e., those which were fully as well as partially (with 51 percent share and above) owned by the Government.

(xxix) **Private Sector**:- includes establishments such as individual ownership, partnership, private limited company, share company, co-operatives and others.

(xxx) **Intermediate Cost (for electricity industry)**:- includes cost of materials, fuel, and other costs such as, transport, repair and maintenance and insurance paid, etc.

(xxxi) **Capacity**:- capability of the installed generators and diesel engines to produce electrical energy.

(xxxii) **Tariff**:- fixed rate of payment where consumers are classified according to their consumption behavior.

(xxxiii) **Domestic Tariff**:- this tariff is intended for domestic consumers in private residences. The tariff does not include supply for purpose of any business of commercial activity or professional or for communal services.

(xxxiv) **Street Lighting Tariff**:- applies only for street lighting consumption.

(xxxv) **Commercial Tariff**:- applies to electricity supplied to commercial and/or office premises, irrespective of the level of consumption.

(xxxvi) **Industrial Tariff**:- applies to industrial consumers generally using electricity for manufacturing or processing purposes or for purposes as may be specified by the Authority.

(xxxvii) **Number of establishments covered by the report** :- is the number of establishments for which the required breakdown for data inquired is available either from the survey or estimate.

(xxxviii) **Number of Establishments with response** :- is the number of establishments for which the required breakdown for data inquired is available either from the survey.

### 3. **Training of Field Staff**

In the Large and Medium Scale Manufacturing Industries survey, after updating the directory, questionnaires and instruction manuals and all relevant materials were prepared and printed in advance. Then, the training of all field staff were carried out for six days at the head office. In this training, statisticians from the Central Statistical Authority's branch statistical office and the head office, field supervisors, and enumerators were involved.

The training which was expected to ensure the quality of the data consisted of class room discussions, filling - in questionnaires by trainees for practice using financial statements of selected establishments. The filled-in questionnaires by the trainees were checked and corrections were made and the errors were pointed out to the trainees, so that these wouldn't be repeated during the actual data collection.

#### **4. Methods of Data Collection and Field Organization**

All CSA Statistical Branch Offices were involved in this survey. Accordingly, 25 statisticians from Branch Statistical Offices, overall about 143 enumerators and supervisors (84 from Region-14 and 59 from other CSA Branch Offices), and 1 statisticians from the Head Office and about 40 drivers (13 from Region 14 and 27 from the rest of the branches) were involved in the data collection activity.

In Region 14 Branch Statistical Office, where the majority of the establishments under the scope of the survey are located, enumerators were organized into teams and each team on the average constituted of five enumerators and a field editor (a supervisor). The supervisor was provided with a four-wheel drive vehicle and a driver. Prior to the deployment of the teams, at Head Office, the establishments under the scope of the survey were divided among the teams, in accordance with their location. Then, each enumerator was assigned to collect data from 15 establishments on an average. The data collection operation was carried out in collaboration with the concerned personnel of each establishment. Due to the deployment of sufficient logistics and manpower and other organizational measures taken, the data collection activity took 30-45 days in most of the regions of the country.

#### **5. Data Processing**

##### **a. Editing, Coding and Verification**

A number of quality control steps were taken to ensure the quality of data of the survey. The first step taken in this direction was to revise the questionnaire to make it easier for internal consistency checking or editing both at field and office level. Furthermore, based on this revised questionnaire, revised instruction manual with field editing procedures were prepared in Amharic for both enumerators and supervisors (field editors). Using this manual




some editing and coding were carried out by field editors during the data collection stage.

After the majority of the completed questionnaires were brought back to head office, final editing, coding and verification were performed. The coding and the manual editing and verification activity was performed by 7 statisticians and statistical technicians and 10 editors. Finally, the edited and coded questionnaires were checked and verified by other five professionals.

**b. Data Entry, Cleaning and Tabulation**

The data were entered and verified on personal computers using IMPS (Integrated Microcomputer Processing System) Software. Twenty CSA data entry staff were participated for this purpose for seven days with close supervision of the activities by two professionals. Then, the data entered were cleaned using personal computers in combination with manual cleaning for some serious errors. Finally, the tabulation of the results were processed using the same software by one programmer with technical assistance from Industrial Statistics Department Staff.



## **PART III**

### **SUMMARY OF THE MAJOR FINDING OF THE SURVEY**

**PART III**  
**SUMMARY OF THE MAJOR FINDINGS OF THE SURVEY**

1594  
2002

The distribution of Large and Medium Scale Manufacturing Industries by Regional States and major industrial group is shown in Summary Table-3.1: Accordingly, the survey result indicates that the total number of Large and Medium Scale Manufacturing establishments for the country as a whole was 909 in 1994 E.F.Y. The data in this table further demonstrates that for the country as a whole, manufacture of food products and beverages industrial group ranks first in terms of the number of establishments accounting for 31.02 percent of the total establishments in the sector. The next important industrial groups in this respect are manufacture of furniture; manufacturing N.E.C. and non-metallic mineral products, which constituted 16.28 and 11.00 percent of the total number of Large and Medium Scale Manufacturing Industries, respectively. That means the share of the three industrial groups alone was 58.30 percent of the overall industrial groups, leaving only 41.70 percent for the other 12 major industrial groups. Therefore, the Ethiopian Large and Medium Scale Manufacturing Industry is mainly characterized by high concentration of food and beverage manufacturing industries. The output by food and beverage industries among others include flour, bread, edible oil, soft drinks, beer and alcohol drinks.

As can be seen from the data in the same Table the distribution of Large and Medium Scale Manufacturing Industries by Regional States of the country is highly skewed. Nearly two third (61.28 percent) of the total Large and medium scale manufacturing industries operating in the reference year were located in Region-14 (Addis Ababa). Following Region-14 (Addis Ababa), Oromiya, S.N.N.P, Amhara, Tigray and Dire Dawa are the next five Regional

SUMMARY TABLE - 3.1

INDUSTRIAL GROUP	REGIONAL STATES										TOTAL	PERCENTAGE
	TIGRAY	AFAR	AMHARA	OROMIYA	SOMALIE	S.N.N.P.	GAMBELLA	HARARI	ADDIS ABABA	DIREDAWA		
MANUFACTURE OF FOOD PRODUCTS AND BEVERAGES.....	11	-	27	55	3	6	1	4	167	8	282	31.02
MANUFACTURE OF TOBACCO PRODUCTS .....	-	-	-	-	-	-	-	-	1	-	1	.11
MANUFACTURE OF TEXTILES .....	1	2	4	1	-	5	1	-	20	2	36	3.96
MANUFACTURE OF WEARING APPAREL, EXCEPT FUR APPAREL....	1	-	-	-	-	2	-	-	25	1	29	3.19
TANNING AND DRESSING OF LEATHER; MANUFACTURE OF FOOTWEAR, LUGGAGE AND HANDBAGS .....	-	-	4	8	-	-	-	-	40	-	52	5.72
MANUFACTURE OF WOOD AND OF PRODUCTS OF WOOD AND CORK, EXCEPT FURNITURE .....	-	2	-	9	-	1	1	-	8	-	21	2.31
MANUFACTURE OF PAPER, PAPER PRODUCTS AND PRINTING .....	3	-	2	4	-	1	-	1	60	2	73	8.03
MANUFACTURE OF CHEMICALS AND CHEMICAL PRODUCTS.....	1	1	-	6	-	1	-	-	32	-	41	4.51
MANUFACTURE OF RUBBER AND PLASTIC PRODUCTS .....	-	-	-	5	-	-	-	-	34	-	39	4.29
MANUFACTURE OF OTHER NON-METALLIC MINERAL PRODUCTS ...	6	3	9	19	-	14	-	2	44	3	100	11.00
MANUFACTURE OF BASIC IRON AND STEEL.....	-	-	1	-	-	-	-	-	10	-	11	1.21
MANUFACTURE OF FABRICATED METAL PRODUCTS EXCEPT MACHINERY AND EQUIPMENT .....	5	-	2	3	-	5	-	-	45	1	61	6.71
MANUFACTURE OF MACHINERY AND EQUIPMENT N.E.C. ....	-	-	-	1	-	-	-	-	6	1	8	.88
MANUFACTURE OF MOTOR VEHICLES, TRAILERS & SEMI-TRAILERS	1	-	-	1	-	-	-	-	5	-	7	.77
MANUFACTURE OF FURNITURE; MANUFACTURING N.E.C. ....	9	-	14	16	1	41	-	2	60	5	148	16.28
T O T A L	38	8	63	128	4	76	3	9	557	23	909	100.00
%	4.18	.88	6.93	14.08	.44	8.36	.33	.99	61.28	2.53	100.00	

\* THE AREAL COVERAGE OF THE SURVEY EXCLUDES BENISHANGUL-GUMUZ REGION, WHERE THERE ARE NO MANUFACTURING ESTABLISHMENTS, THAT FALL WITHIN THE SCOPE OF THE SURVEY

States that constituted 14.08, 8.36, 6.93, 4.18 and 2.53 percents of the total establishment in that order.

The data shown in Summary Tables 3.2. and 3.3 refers to the total number of persons engaged and number of employees over five years period, i.e., from 1990-1994 E.F.Y. respectively, for various major industrial groups and for Large and Medium Scale Manufacturing Industries as a whole. It shows that during 1994 E.F.Y. there were 98,986 persons engaged out of which 98,136 were employees in this sector. Number of persons engaged and employees in 1994 E.F.Y. showed an increase of 4,676 and 4,621 as compared to that of 1993 E.F.Y., respectively. These significant increase in the number of persons engaged and employees are mainly attributed to the increase in the number of establishments covered in 1994 E.F.Y. survey as compared to that of the previous year. An examination of the distribution of persons engaged and employees by major industrial group reveals that manufacture of food and beverage and manufacture of textiles industrial groups persistently dominated the pattern of employment. These two industrial groups alone contributed more than 52 percent in both number of persons engaged and number of employees throughout the period under review. The relative importance of the rest of the industrial groups in terms of employment varies between 0.2 percent in manufacture of machinery and equipment to 8.4 percent in manufacture of non-metallic mineral products.

The percentage distribution of value added which indicates the structure of Large and Medium Scale Manufacturing Industries among various industrial groups is given in Summary Table 3.4 for the period 1990-1994 E.F.Y. The data in this Table clearly demonstrates the fact that food and beverage manufacturing industrial groups contribution to value added was significantly higher as compared to the other industrial groups throughout the period under review. During 1994 E.F.Y. about half (45.12 percent) of the total manufacturing value added was generated from manufacture of food and beverage industrial groups. The other important industrial groups in this respect

NUMBER OF PERSONS ENGAGED BY MAJOR INDUSTRIAL GROUP - PUBLIC AND PRIVATE  
1997/1998 (1990 E.F.Y) - 2001/2002 (1994 E.F.Y)

SUMMARY TABLE - 3.2

INDUSTRIAL GROUP	1990	1991	1992	1993	1994
MANUFACTURE OF FOOD PRODUCTS AND BEVERAGES.....	25,959	27,085	28,547	27,460	29,133
MANUFACTURE OF TOBACCO PRODUCTS .....	898	873	854	822	792
MANUFACTURE OF TEXTILES .....	25,116	25,669	23,754	24,296	22,388
MANUFACTURE OF WEARING APPAREL, EXCEPT FUR APPAREL....	4,218	3,866	3,773	3,733	3,716
TANNING AND DRESSING OF LEATHER; MANUFACTURE OF FOOTWEAR, LUGGAGE AND HANDBAGS .....	7,673	7,234	7,034	7,074	6,757
MANUFACTURE OF WOOD AND OF PRODUCTS OF WOOD AND CORK, EXCEPT FURNITURE .....	1,317	1,211	1,138	1,035	1,329
MANUFACTURE OF PAPER, PAPER PRODUCTS AND PRINTING .....	5,580	5,536	5,911	5,533	6,179
MANUFACTURE OF CHEMICALS AND CHEMICAL PRODUCTS.....	4,155	3,966	4,300	4,076	5,079
MANUFACTURE OF RUBBER AND PLASTIC PRODUCTS.....	3,092	3,048	3,157	3,409	4,331
MANUFACTURE OF OTHER NON-METALLIC MINERAL PRODUCTS ...	7,306	6,935	7,349	7,510	8,354
MANUFACTURE OF BASIC IRON AND STEEL.....	1,138	1,117	1,166	1,100	1,449
MANUFACTURE OF FABRICATED METAL PRODUCTS EXCEPT MACHINERY AND EQUIPMENT .....	1,940	2,057	2,529	2,659	2,808
MANUFACTURE OF MACHINERY AND EQUIPMENT N.E.C. ....	402	446	292	177	202
MANUFACTURE OF MOTOR VEHICLES, TRAILERS & SEMI-TRAILERS	905	1,167	1,735	1,062	1,087
MANUFACTURE OF FURNITURE; MANUFACTURING N.E.C. ....	4,324	4,202	4,169	4,364	5,382
T O T A L	94,023	94,412	95,708	94,310	98,986

NUMBER OF EMPLOYEES BY MAJOR INDUSTRIAL GROUP - PUBLIC AND PRIVATE  
1997/1998 (1990 E.F.Y) - 2001/2002 (1994 E.F.Y)

SUMMARY TABLE - 3.3

INDUSTRIAL GROUP	1990	1991	1992	1993	1994
MANUFACTURE OF FOOD PRODUCTS AND BEVERAGES.....	25,720	26,893	28,324	27,260	28,860
MANUFACTURE OF TOBACCO PRODUCTS .....	898	873	854	822	792
MANUFACTURE OF TEXTILES .....	25,093 ✓	25,659	23,747	24,284	22,373
MANUFACTURE OF WEARING APPAREL, EXCEPT FUR APPAREL....	4,190	3,845	3,752	3,720	3,681
TANNING AND DRESSING OF LEATHER; MANUFACTURE OF FOOTWEAR, LUGGAGE AND HANDBAGS .....	7,589	7,183	6,989	7,040	6,740
MANUFACTURE OF WOOD AND OF PRODUCTS OF WOOD AND CORK, EXCEPT FURNITURE .....	1,305	1,200	1,124	1,033	1,313
MANUFACTURE OF PAPER, PAPER PRODUCTS AND PRINTING .....	5,554	5,497	5,888	5,519	6,142
MANUFACTURE OF CHEMICALS AND CHEMICAL PRODUCTS.....	4,138	3,938	4,287	4,069	5,072
MANUFACTURE OF RUBBER AND PLASTIC PROCDUCTS.....	3,082	3,027	3,144	3,401	4,326
MANUFACTURE OF OTHER NON-METALLIC MINERAL PRODUCTS ...	7,229	6,864	7,269	7,328	8,232
MANUFACTURE OF BASIC IRON AND STEEL.....	1,138	1,117	1,164	1,100	1,448
MANUFACTURE OF FABRICATED METAL PRODUCTS EXCEPT MACHINERY AND EQUIPMENT .....	1,887	1,993	2,482	2,477	2,740
MANUFACTURE OF MACHINERY AND EQUIPMENT N.E.C. ....	358	407	275	172	190
MANUFACTURE OF MOTOR VEHICLES, TRAILERS & SEMI-TRAILERS	899	1,160	1,729	1,060	1,082
MANUFACTURE OF FURNITURE; MANUFACTURING N.E.C. ....	4,136	4,022	3,979	4,230	5,145
T O T A L	93,216	93,678	95,007	93,515	98,136



PERCENTAGE DISTRIBUTION OF VALUE ADDED\* BY INDUSTRIAL GROUP - PUBLIC AND PRIVATE  
1997/1998 (1990 E.F.Y) - 2001/2002 (1994 E.F.Y)

SUMMARY TABLE 3.4

INDUSTRIAL GROUP	1990	1991	1992	1993	1994
MANUFACTURE OF FOOD PRODUCTS AND BEVERAGES.....	34.26	47.97	45.04	50.86	45.41
MANUFACTURE OF TOBACCO PRODUCTS .....	6.47	4.22	4.60	2.76	4.07
MANUFACTURE OF TEXTILES .....	8.08	6.20	5.84	5.95	4.94
MANUFACTURE OF WEARING APPAREL, EXCEPT FUR APPAREL....	.44	.64	.66	.58	.64
TANNING AND DRESSING OF LEATHER; MANUFACTURE OF FOOTWEAR, LUGGAGE AND HANDBAGS .....	7.06	7.33	4.54	4.77	6.80
MANUFACTURE OF WOOD AND OF PRODUCTS OF WOOD AND CORK, EXCEPT FURNITURE .....	1.12	.73	.55	.69	.76
MANUFACTURE OF PAPER, PAPER PRODUCTS AND PRINTING .....	7.09	5.58	5.82	5.85	6.57
MANUFACTURE OF CHEMICALS AND CHEMICAL PRODUCTS.....	9.97	3.86	5.16	4.56	5.33
MANUFACTURE OF RUBBER AND PLASTIC PRODUCTS.....	5.14	4.99	4.53	5.69	6.08
MANUFACTURE OF OTHER NON-METALLIC MINERAL PRODUCTS ...	12.19	8.97	8.91	8.65	9.70
MANUFACTURE OF BASIC IRON AND STEEL.....	2.78	1.80	2.13	2.03	3.08
MANUFACTURE OF FABRICATED METAL PRODUCTS EXCEPT MACHINERY AND EQUIPMENT .....	1.44	1.35	1.43	1.63	2.00
MANUFACTURE OF MACHINERY AND EQUIPMENT N.E.C. ....	.15	.11	.09	.10	.07
MANUFACTURE OF MOTOR VEHICLES, TRAILERS & SEMI-TRAILERS	.95	4.29	8.93	4.28	2.51
MANUFACTURE OF FURNITURE; MANUFACTURING N.E.C. ....	2.84	1.98	1.77	1.61	2.05
T O T A L	100.00	100.00	100.00	100.00	100.00

\* IN THE NATIONAL ACCOUNT CONCEPT AT FACTOR COST

are manufacture of non-metallic mineral products, manufacture of textiles, tanning and dressing of leather; chemical and chemical products, manufacture of paper, paper products and printing and manufacture of rubber and plastic products which contributed about 39.2 percent in 1994 E.F.Y. It is important to note also that the contribution of manufacture of food and beverage, manufacture of textiles and assembly of motor vehicles declined while the share of the remaining 12 industrial groups increased in 1994 E.F.Y. as compared to that of 1993 E.F.Y.

It is evident from the percentage distribution of value added and employment by major industrial groups (Summary Table 3.3 and 3.4) that manufacture of food and beverage industrial group plays a leading role in both manufacturing value added share and in employment creation. It is worth to note also that this industrial group constituted the highest number of manufacturing establishments. The other interesting feature of these percentage distributions is that the textile manufacturing industrial group being the second most important industrial group in terms of employment its share in manufacturing value added is ranked seventh place in 1994 E.F.Y.

The data in Summary Table 3.5 refers to the ratio of cost of imported raw materials to that of the total cost of raw materials consumed by major industrial group for the period 1990-1994 E.F.Y. In general, the industrial groups which had the highest rates in the previous years continued to do so in 1994 E.F.Y. The steady high ratio of imported raw materials to total cost of raw materials consumed over the five years period is an indication for the dependency of Large and Medium Scale Manufacturing Industries on imported raw materials. The overall dependency ratio, i.e., for all industrial groups combined showed a fluctuation throughout the years under review. Manufacture of basic iron and steel, manufacture of machinery and equipment N.E.C, manufacture (assembly) of motor vehicles, trailers and semi-trailers, manufacture of rubber and plastic products, manufacture of tobacco products,

RATIO OF IMPORTED TO TOTAL CONSUMED RAW MATERIAL COSTS BY INDUSTRIAL GROUP - PUBLIC AND PRIVATE  
1997/1998 (1990 E.F.Y) - 2001/2002 (1994 E.F.Y)

SUMMARY TABLE 3.5

I N D U S T R I A L   G R O U P	1990	1991	1992	1993	1994
MANUFACTURE OF FOOD PRODUCTS AND BEVERAGES.....	.184	.295	.278	.193	.250
MANUFACTURE OF TOBACCO PRODUCTS .....	.727	.859	.782	.726	.798
MANUFACTURE OF TEXTILES .....	.357	.349	.314	.242	.259
MANUFACTURE OF WEARING APPAREL, EXCEPT FUR APPAREL....	.440	.298	.174	.070	.099
TANNING AND DRESSING OF LEATHER; MANUFACTURE OF FOOTWEAR, LUGGAGE AND HANDBAGS .....	.195	.336	.270	.198	.230
MANUFACTURE OF WOOD AND OF PRODUCTS OF WOOD AND CORK, EXCEPT FURNITURE .....	.537	.511	.577	.631	.568
MANUFACTURE OF PAPER, PAPER PRODUCTS AND PRINTING .....	.687	.727	.524	.593	.732
MANUFACTURE OF CHEMICALS AND CHEMICAL PRODUCTS.....	.735	.785	.734	.762	.772
MANUFACTURE OF RUBBER AND PLASTIC PRODUCTS.....	.934	.926	.957	.963	.826
MANUFACTURE OF OTHER NON-METALLIC MINERAL PRODUCTS ...	.361	.221	.332	.188	.047
MANUFACTURE OF BASIC IRON AND STEEL.....	.990	.987	.983	.992	.992
MANUFACTURE OF FABRICATED METAL PRODUCTS EXCEPT MACHINERY AND EQUIPMENT .....	.907	.908	.819	.873	.899
MANUFACTURE OF MACHINERY AND EQUIPMENT N.E.C. ....	.769	.668	.582	.405	.945
MANUFACTURE OF MOTOR VEHICLES, TRAILERS & SEMI-TRAILERS	.923	.931	.912	.873	.892
MANUFACTURE OF FURNITURE; MANUFACTURING N.E.C. ....	.325	.336	.427	.353	.416
T O T A L	.434	.536	.515	.454	.452

manufacture of chemicals and chemical products, manufacture of fabricated metal products, manufacture of paper, paper products and printing and manufacture of wood and of products of wood and cork, except furniture consumed the highest proportion of imported raw materials to that of total cost of raw materials ranging from 57 to 99 percent in 1994 E.F.Y.

As shown in Summary Table 3.6 where per capita and ratios of major manufacturing indicators are summarized, in 1994 E.F.Y. gross value of production per employee, value added per employee, operating surplus per employee and value of fixed assets per employee have shown a decline by 8.42 percent, 10.74 percent, 18.68 percent and 1.02 percent, respectively, while wages and salaries per employee recorded 7.8 percent increase as compared to that of 1993 E.F.Y. It is evident from the same Table that among the ratios presented, fixed assets to gross value of production, industrial costs to gross value of production, value added to gross value of production, operating surplus to gross value of production and value added to total fixed capital assets declined while that of cost of labor to gross value of production, showed an increase during the same period.

In Summary Table 3.7 are presented the ratio of cost of energy consumed to total industrial cost by major industrial groups for the period 1990-1994 E.F.Y. The data in this table indicates that the non-metallic mineral products recorded the highest proportion of cost of energy consumed to total industrial cost throughout the period under review having more than 46 percent. This large proportion is mainly due to the high energy requirement by cement and glass and glass products producing establishments. The proportion of cost of energy to industrial cost for non-metallic industries evidenced a fluctuating trend throughout the period under review. In this respect, the proportion for this industrial group alone ranged from 46 to 57 percent from 1990-1994 E.F.Y. Next to non-metallic mineral products the highest energy consumption compared to their industrial cost was observed in manufacture of

PER CAPITAL AND RATIOS OF MAJOR INDICATORS - PUBLIC AND PRIVATE  
1997/1998 (1990 E.F.Y) - 2001/2002 (1994 E.F.Y)

SUMMARY TABLE 3.6

PER CAPITA / RATIO	1990	1991	1992	1993	1994
PER CAPITA :					
WAGE AND SALARIES PAID PER EMPLOYEE	5,474	5,892	6,337	7,025	7,575
GROSS VALUE OF PRODUCTION PER EMPLOYEE	68,585	77,631	85,469	90,035	82,454
VALUE ADDED * PER EMPLOYEE	16,467	20,594	23,956	25,270	22,557
OPERATING SURPLUS PER EMPLOYEE	10,994	14,702	17,619	18,245	14,983
VALUE OF FIXED ASSET PER EMPLOYEE	33,472	44,947	54,855	63,743	63,073
RATIO OF					
FIXED ASSETS TO GROSS VALUE OF PRODUCTION	.488	.579	.642	.708	.765
COST OF LABOUR TO GROSS VALUE OF PRODUCTION	.080	.076	.074	.078	.092
INDUSTRIAL COSTS TO GROSS VALUE OF PRODUCTION	.514	.534	.529	.530	.512
COST OF ENERGY TO GROSS VALUE OF PRODUCTION	.046	.043	.040	.048	.048
VALUE ADDED* TO GROSS VALUE OF PRODUCTION	.240	.265	.280	.281	.274
OPERATING SURPLUS TO GROSS VALUE OF PRODUCTION	.160	.189	.206	.203	.182
VALUE ADDED* TO TOTAL FIXED CAPITAL	.492	.458	.437	.396	.358

\* IN THE NATIONAL ACCOUNT CONCEPT AT FACTOR COST

RATIO OF COST OF ENERGY CONSUMED TO TOTAL INDUSTRIAL COST BY INDUSTRIAL GROUP - PUBLIC AND PRIVATE  
1997/1998 (1990 E.F.Y) - 2001/2002 (1994 E.F.Y)

SUMMARY TABLE 3.7

INDUSTRIAL GROUP	1990	1991	1992	1993	1994
MANUFACTURE OF FOOD PRODUCTS AND BEVERAGES.....	.055	.053	.056	.072	.074
MANUFACTURE OF TOBACCO PRODUCTS .....	.010	.001	.009	.008	.008
MANUFACTURE OF TEXTILES .....	.131	.127	.122	.125	.141
MANUFACTURE OF WEARING APPAREL, EXCEPT FUR APPAREL....	.040	.041	.025	.057	.030
TANNING AND DRESSING OF LEATHER; MANUFACTURE OF FOOTWEAR, LUGGAGE AND HANDBAGS .....	.015	.024	.024	.022	.018
MANUFACTURE OF WOOD AND OF PRODUCTS OF WOOD AND CORK, EXCEPT FURNITURE .....	.196	.205	.237	.230	.224
MANUFACTURE OF PAPER, PAPER PRODUCTS AND PRINTING .....	.075	.070	.041	.063	.055
MANUFACTURE OF CHEMICALS AND CHEMICAL PRODUCTS.....	.033	.029	.028	.041	.035
MANUFACTURE OF RUBBER AND PLASTIC PRODUCTS.....	.071	.090	.080	.085	.093
MANUFACTURE OF OTHER NON-METALLIC MINERAL PRODUCTS ...	.502	.459	.473	.568	.484
MANUFACTURE OF BASIC IRON AND STEEL.....	.024	.030	.036	.012	.022
MANUFACTURE OF FABRICATED METAL PRODUCTS EXCEPT MACHINERY AND EQUIPMENT .....	.063	.073	.075	.053	.063
MANUFACTURE OF MACHINERY AND EQUIPMENT N.E.C. ....	.036	.047	.053	.040	.064
MANUFACTURE OF MOTOR VEHICLES, TRAILERS & SEMI-TRAILERS	.006	.002	.003	.010	.010
MANUFACTURE OF FURNITURE; MANUFACTURING N.E.C. ....	.021	.020	.020	.028	.023
T O T A L	.090	.081	.076	.090	.095

wood and of products of wood. The share for manufacture of wood and of products of wood showed a slight decline in 1994 E.F.Y. as compared to 1993 E.F.Y. The overall ratio i.e. for all manufacturing industries showed a fluctuation throughout all the period under review.

The ratio in Summary Table 3.8 represents the share of value added in gross value of production by major industrial group. The share of the industrial groups like that of manufacture of tobacco products, manufacture of wearing apparel, except fur apparel, tanning and dressing of leather, manufacture of wood and of products of wood and cork, except furniture, manufacture of chemical and chemical products, manufacture of fabricated metal products except machinery and equipment and manufacture of motor vehicles, trailers and semi-trailers recorded an increase while the ratio of the remaining seven industrial groups declined in 1994 E.F.Y., as compared to that of 1993 E.F.Y. The share of value added in gross value of production for all industrial groups combined showed an increasing trend throughout the period under review except that of 1994 E.F.Y.

The ratio of cost of labour to gross value of production for major industrial groups, which roughly measure labour productivity, is treated in Summary Table 3.9. As is evident from the data in this Table ratio of cost of labour to gross value of production varies across major industrial groups. In 1994 E.F.Y. the highest and lowest ratio were registered in manufacture of wearing apparel and manufacture of basic iron and steel, respectively. Ratio of cost of labour to gross value of production for all manufacturing industries combined showed slight fluctuation from one year to another during the period under review.

The ratio of operating surplus to gross value of production by major industrial groups and for all manufacturing industrial groups combined is presented in Summary Table 3.10. The share of most of the major industrial

RATIO OF VALUE ADDED\* TO GROSS VALUE OF PRODUCTION BY INDUSTRIAL GROUP - PUBLIC AND PRIVATE  
1997/1998 (1990 E.F.Y) - 2001/2002 (1994 E.F.Y)

SUMMARY TABLE 3.8

INDUSTRIAL GROUP	1990	1991	1992	1993	1994
MANUFACTURE OF FOOD PRODUCTS AND BEVERAGES.....	.208	.309	.308	.361	.321
MANUFACTURE OF TOBACCO PRODUCTS .....	.408	.322	.401	.261	.351
MANUFACTURE OF TEXTILES .....	.209	.189	.221	.201	.162
MANUFACTURE OF WEARING APPAREL, EXCEPT FUR APPAREL....	.124	.212	.239	.244	.246
TANNING AND DRESSING OF LEATHER; MANUFACTURE OF FOOTWEAR, LUGGAGE AND HANDBAGS .....	.166	.250	.175	.134	.182
MANUFACTURE OF WOOD AND OF PRODUCTS OF WOOD AND CORK, EXCEPT FURNITURE .....	.421	.383	.367	.405	.409
MANUFACTURE OF PAPER, PAPER PRODUCTS AND PRINTING .....	.374	.374	.385	.365	.337
MANUFACTURE OF CHEMICALS AND CHEMICAL PRODUCTS.....	.324	.188	.253	.215	.230
MANUFACTURE OF RUBBER AND PLASTIC PRODUCTS.....	.251	.282	.271	.307	.288
MANUFACTURE OF OTHER NON-METALLIC MINERAL PRODUCTS ...	.340	.305	.339	.322	.309
MANUFACTURE OF BASIC IRON AND STEEL.....	.149	.165	.206	.119	.150
MANUFACTURE OF FABRICATED METAL PRODUCTS EXCEPT MACHINERY AND EQUIPMENT .....	.272	.297	.281	.255	.271
MANUFACTURE OF MACHINERY AND EQUIPMENT N.E.C. ....	.329	.328	.351	.411	.263
MANUFACTURE OF MOTOR VEHICLES, TRAILERS & SEMI-TRAILERS	.094	.115	.211	.178	.243
MANUFACTURE OF FURNITURE; MANUFACTURING N.E.C. ....	.372	.324	.317	.323	.322
T O T A L	.240	.265	.280	.281	.274

\* IN THE NATIONAL ACCOUNT CONCEPT AT FACTOR COST



RATIO OF COST OF LABOUR TO GROSS VALUE OF PRODUCTION BY INDUSTRIAL GROUP - PUBLIC AND PRIVATE  
1997/1998 (1990 E.F.Y) - 2001/2002 (1994 E.F.Y)

SUMMARY TABLE 3.9

INDUSTRIAL GROUP	1990	1991	1992	1993	1994
MANUFACTURE OF FOOD PRODUCTS AND BEVERAGES.....	.063	.060	.059	.066	.086
MANUFACTURE OF TOBACCO PRODUCTS .....	.037	.039	.038	.046	.053
MANUFACTURE OF TEXTILES .....	.168	.159	.185	.162	.177
MANUFACTURE OF WEARING APPAREL, EXCEPT FUR APPAREL....	.285	.252	.243	.295	.290
TANNING AND DRESSING OF LEATHER; MANUFACTURE OF FOOTWEAR, LUGGAGE AND HANDBAGS .....	.070	.094	.090	.072	.074
MANUFACTURE OF WOOD AND OF PRODUCTS OF WOOD AND CORK, EXCEPT FURNITURE .....	.183	.205	.198	.163	.177
MANUFACTURE OF PAPER, PAPER PRODUCTS AND PRINTING .....	.136	.140	.123	.125	.122
MANUFACTURE OF CHEMICALS AND CHEMICAL PRODUCTS.....	.048	.064	.060	.058	.073
MANUFACTURE OF RUBBER AND PLASTIC PRODUCTS.....	.065	.065	.064	.064	.069
MANUFACTURE OF OTHER NON-METALLIC MINERAL PRODUCTS ...	.067	.073	.080	.085	.082
MANUFACTURE OF BASIC IRON AND STEEL.....	.037	.050	.050	.035	.037
MANUFACTURE OF FABRICATED METAL PRODUCTS EXCEPT MACHINERY AND EQUIPMENT .....	.147	.139	.133	.129	.124
MANUFACTURE OF MACHINERY AND EQUIPMENT N.E.C. ....	.200	.263	.199	.181	.174
MANUFACTURE OF MOTOR VEHICLES, TRAILERS & SEMI-TRAILERS	.055	.015	.016	.026	.057
MANUFACTURE OF FURNITURE; MANUFACTURING N.E.C. ....	.173	.183	.171	.189	.181
T O T A L	.080	.076	.074	.078	.092

RATIO OF OPERATING SURPLUS TO GROSS VALUE OF PRODUCTION BY INDUSTRIAL GROUP - PUBLIC AND PRIVATE  
1997/1998 (1990 E.F.Y) - 2001/2002 (1994 E.F.Y)

SUMMARY TABLE 3.10

INDUSTRIAL GROUP	1990	1991	1992	1993	1994
MANUFACTURE OF FOOD PRODUCTS AND BEVERAGES.....	.144	.249	.248	.295	.235
MANUFACTURE OF TOBACCO PRODUCTS .....	.371	.283	.364	.215	.297
MANUFACTURE OF TEXTILES .....	.042	.031	.035	.039	-.015
MANUFACTURE OF WEARING APPAREL, EXCEPT FUR APPAREL....	-.160	-.040	-.005	-.051	-.044
TANNING AND DRESSING OF LEATHER; MANUFACTURE OF FOOTWEAR, LUGGAGE AND HANDBAGS .....	.096	.156	.085	.063	.108
MANUFACTURE OF WOOD AND OF PRODUCTS OF WOOD AND CORK, EXCEPT FURNITURE .....	.239	.178	.168	.243	.231
MANUFACTURE OF PAPER, PAPER PRODUCTS AND PRINTING .....	.237	.234	.262	.241	.215
MANUFACTURE OF CHEMICALS AND CHEMICAL PRODUCTS.....	.276	.124	.193	.157	.157
MANUFACTURE OF RUBBER AND PLASTIC PRODUCTS.....	.186	.217	.207	.242	.219
MANUFACTURE OF OTHER NON-METALLIC MINERAL PRODUCTS ...	.273	.231	.259	.237	.227
MANUFACTURE OF BASIC IRON AND STEEL.....	.112	.115	.156	.084	.113
MANUFACTURE OF FABRICATED METAL PRODUCTS EXCEPT MACHINERY AND EQUIPMENT .....	.125	.158	.148	.126	.147
MANUFACTURE OF MACHINERY AND EQUIPMENT N.E.C. ....	.129	.065	.152	.229	.088
MANUFACTURE OF MOTOR VEHICLES, TRAILERS & SEMI-TRAILERS	.039	.100	.195	.152	.186
MANUFACTURE OF FURNITURE; MANUFACTURING N.E.C. ....	.198	.141	.146	.134	.141
T O T A L	.160	.189	.206	.203	.182

groups and the overall average exhibited a decline in 1994 E.F.Y. as compared to that of 1993 E.F.Y. The data in this table further indicates that manufacture of textiles and manufacture of wearing apparel industrial group recorded a negative ratio of operating surplus to gross value of production in 1994 E.F.Y.

Establishments that were working less than 12 months during the reference period were asked to state their reasons for not being operational during the reference period and these are presented in Summary Table 3.11. It can be observed that among the total establishments operated less than 12 months during the reference period 33.33 percent and 31.76 percent indicated that shortage of supply of raw materials and absence of market demand stood as the first and second highest proportion, respectively.

In a similar way to that of the above question establishments which were not working at full capacity were asked to state their reasons for working below capacity during the reference period and the response is presented in Summary Table 3.12. When examining the first types of major reasons, absence of market demand and shortage of supply of raw materials emerged as the first and second major causes for capacity under utilization.

The data in Summary Table 3.13 depict the first major problems faced by establishments at the survey period. As the data in this summary table indicated about 30.09 percent of the establishments reported that the first major current operating difficulty was absence of market demand for their products, followed by shortage of supply of raw materials which were reported by about 23.01 percent of the total establishments.

PERCENTAGE DISTRIBUTION OF ESTABLISHMENTS BY FIRST MAJOR REASON FOR NOT BEING FULLY OPERATIONAL  
AND INDUSTRIAL GROUP - PUBLIC AND PRIVATE 2001/2002 (1994 E.F.Y)

SUMMARY TABLE 3.11

INDUSTRIAL GROUP	TYPE OF REASONS										TOTAL
	SHORTAGE OF SUPPLY OF RAW MATERIALS	SHORTAGE OF SUPPLY OF SPARE PARTS	LACK OF FOREIGN EXCHANGE	ABSENCE OF MARKET DEMAND	LACK OF WORKING CAPITAL	SHORTAGE OF ELECTRICITY AND WATER SUPPLY	FREQUENT MACHINERY BREAKAGE	OBSTACLES FROM GOV. RULES AND REGULATIONS	OTHERS	NOT STATED	
MANUFACTURE OF FOOD PRODUCTS AND BEVERAGES.....	13	7	2	25	3	6	5	1	15	3	80
MANUFACTURE OF TOBACCO PRODUCTS .....	-	-	-	-	-	-	-	-	-	-	-
MANUFACTURE OF TEXTILES .....	6	-	-	2	-	2	-	-	1	-	11
MANUFACTURE OF WEARING APPAREL, EXCEPT FUR APPAREL....	3	-	-	1	-	-	-	-	-	-	4
TANNING AND DRESSING OF LEATHER; MANUFACTURE OF FOOTWEAR, LUGGAGE AND HANDBAGS .....	8	-	-	8	-	-	1	-	1	-	18
MANUFACTURE OF WOOD AND OF PRODUCTS OF WOOD AND CORK, EXCEPT FURNITURE .....	11	1	-	-	-	-	1	-	-	-	13
MANUFACTURE OF PAPER, PAPER PRODUCTS AND PRINTING .....	1	1	-	2	1	1	-	-	1	-	7
MANUFACTURE OF CHEMICALS AND CHEMICAL PRODUCTS.....	4	1	-	7	2	-	-	-	1	-	15
MANUFACTURE OF RUBBER AND PLASTIC PRODUCTS.....	2	-	-	3	-	-	1	-	-	-	6
MANUFACTURE OF OTHER NON-METALLIC MINERAL PRODUCTS ...	23	2	-	13	-	8	3	-	1	-	50
MANUFACTURE OF BASIC IRON AND STEEL.....	-	-	-	-	-	-	-	-	1	-	1
MANUFACTURE OF FABRICATED METAL PRODUCTS EXCEPT MACHINERY AND EQUIPMENT .....	6	-	-	8	1	-	-	-	1	-	16
MANUFACTURE OF MACHINERY AND EQUIPMENT N.E.C. ....	1	-	-	-	-	-	-	-	-	-	1
MANUFACTURE OF MOTOR VEHICLES, TRAILERS & SEMI-TRAILERS	1	-	-	-	-	-	-	-	-	-	1
MANUFACTURE OF FURNITURE; MANUFACTURING N.E.C. ....	6	-	-	12	-	7	2	1	4	-	32
T O T A L	85	12	2	81	7	24	13	2	26	3	255
%	33.33	4.71	.78	31.76	2.75	9.41	5.10	.78	10.20	1.18	100.00

PERCENTAGE DISTRIBUTION OF ESTABLISHMENTS BY FIRST REASON FOR NOT WORKING AT FULL CAPACITY  
AND INDUSTRIAL GROUP - PUBLIC AND PRIVATE 2001/2002 (1994 E.F.Y)

SUMMARY TABLE 3.12

INDUSTRIAL GROUP	TYPE OF REASONS								TOTAL
	SHORTAGE OF SUPPLY OF RAW MATERIALS	SHORTAGE OF SUPPLY OF SPARE PARTS	ABSENCE OF MARKET DEMAND	ABSENCE OF CREDIT FACILITY	SHORTAGE OF FOREIGN EXCHANGE	LACK OF ADEQUATE SKILLS	OTHERS	NOT STATED	
MANUFACTURE OF FOOD PRODUCTS AND BEVERAGES.....	54	19	132	17	11	-	8	40	281
MANUFACTURE OF TOBACCO PRODUCTS .....	-	-	-	-	1	-	-	-	1
MANUFACTURE OF TEXTILES .....	11	8	10	3	-	-	-	4	36
MANUFACTURE OF WEARING APPAREL, EXCEPT FUR APPAREL....	8	1	10	4	-	-	1	5	29
TANNING AND DRESSING OF LEATHER; MANUFACTURE OF FOOTWEAR, LUGGAGE AND HANDBAGS .....	9	-	32	-	1	-	3	7	52
MANUFACTURE OF WOOD AND OF PRODUCTS OF WOOD AND CORK, EXCEPT FURNITURE .....	12	2	3	-	-	-	-	3	20
MANUFACTURE OF PAPER, PAPER PRODUCTS AND PRINTING .....	11	3	35	2	1	-	3	17	72
MANUFACTURE OF CHEMICALS AND CHEMICAL PRODUCTS.....	10	3	15	6	-	-	-	5	39
MANUFACTURE OF RUBBER AND PLASTIC PRODUCTS.....	6	4	18	-	1	-	2	8	39
MANUFACTURE OF OTHER NON-METALLIC MINERAL PRODUCTS ...	35	7	28	1	9	1	2	17	100
MANUFACTURE OF BASIC IRON AND STEEL.....	4	1	2	2	1	-	-	1	11
MANUFACTURE OF FABRICATED METAL PRODUCTS EXCEPT MACHINERY AND EQUIPMENT .....	13	1	27	5	-	-	1	14	61
MANUFACTURE OF MACHINERY AND EQUIPMENT N.E.C. ....	4	-	2	2	-	-	-	-	8
MANUFACTURE OF MOTOR VEHICLES, TRAILERS & SEMI-TRAILERS	-	-	5	-	1	-	-	1	7
MANUFACTURE OF FURNITURE; MANUFACTURING N.E.C. ....	30	3	73	15	1	1	2	23	148
T O T A L	207	52	392	57	27	2	22	145	904
%	22.90	5.75	43.36	6.31	2.99	.22	2.43	16.04	100.00

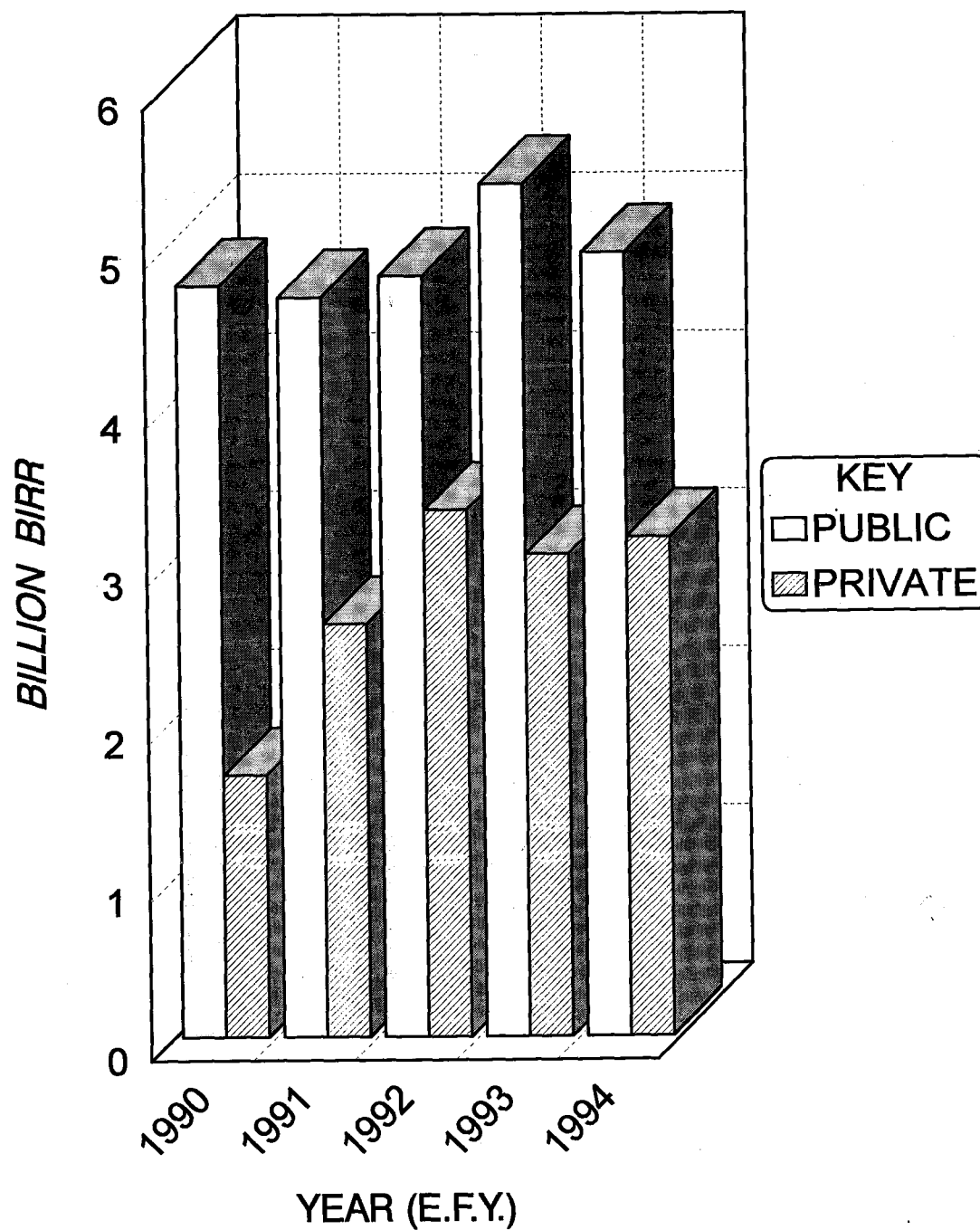
PERCENTAGE DISTRIBUTION OF ESTABLISHMENTS BY TYPE OF FIRST MAJOR OPERATIONAL  
PROBLEM FACED AND INDUSTRIAL GROUP - PUBLIC AND PRIVATE 2001/2002 (1994 E.F.Y)

SUMMARY TABLE 3.13

INDUSTRIAL GROUP	TYPE OF REASONS												TOTAL
	SHORTAGE OF SUPPLY OF RAW MATERIALS	SHORTAGE OF SUPPLY OF SPARE PARTS	UNABLE TO COMPLETE THE MARKET	ABSENCE OF MARKET DEMAND	LACK OF WORKING CAPITAL	FREQUENT MACHINERY FAILURE	LACK OF WORKING PREMISES	PROBLEM WITH EMPLOYEES	GOVERNMENT RULES AND REG- ULATIONS	OTHER PROBLEMS	NO PROBLEM FACED	NOT STATED	
MANUFACTURE OF FOOD PRODUCTS AND BEVERAGES.....	59	15	15	90	20	9	5	-	11	22	21	14	281
MANUFACTURE OF TOBACCO PRODUCTS .....	-	-	-	-	-	1	-	-	-	-	-	-	1
MANUFACTURE OF TEXTILES .....	9	7	3	6	3	-	-	-	-	5	1	2	36
MANUFACTURE OF WEARING APPAREL, EXCEPT FUR APPAREL....	5	1	3	11	4	-	1	-	-	1	1	2	29
TANNING AND DRESSING OF LEATHER; MANUFACTURE OF FOOTWEAR, LUGGAGE AND HANDBAGS .....	12	2	8	12	4	1	-	-	2	5	5	1	52
MANUFACTURE OF WOOD AND OF PRODUCTS OF WOOD AND CORK, EXCEPT FURNITURE .....	11	1	-	3	-	3	-	-	-	1	1	-	20
MANUFACTURE OF PAPER, PAPER PRODUCTS AND PRINTING .....	12	3	16	16	1	-	1	-	5	6	6	6	72
MANUFACTURE OF CHEMICALS AND CHEMICAL PRODUCTS.....	9	4	5	9	7	-	1	-	-	2	2	-	39
MANUFACTURE OF RUBBER AND PLASTIC PRODUCTS.....	3	5	3	17	-	-	1	-	3	4	1	2	39
MANUFACTURE OF OTHER NON-METALLIC MINERAL PRODUCTS ...	30	7	4	22	2	10	1	-	2	17	4	1	100
MANUFACTURE OF BASIC IRON AND STEEL.....	5	2	-	1	2	-	-	-	-	-	-	1	11
MANUFACTURE OF FABRICATED METAL PRODUCTS EXCEPT MACHINERY AND EQUIPMENT .....	13	-	7	21	7	-	1	-	1	9	-	2	61
MANUFACTURE OF MACHINERY AND EQUIPMENT N.E.C. ....	4	-	1	2	1	-	-	-	-	-	-	-	8
MANUFACTURE OF MOTOR VEHICLES, TRAILERS & SEMI-TRAILERS	1	-	-	4	1	-	-	-	-	-	-	1	7
MANUFACTURE OF FURNITURE; MANUFACTURING N.E.C. ....	35	2	6	58	18	1	3	-	3	13	5	4	148
T O T A L	208	49	71	272	70	25	14	-	27	85	47	36	904
%	23.01	5.42	7.85	30.09	7.74	2.77	1.55	-	2.99	9.40	5.20	3.98	100.00

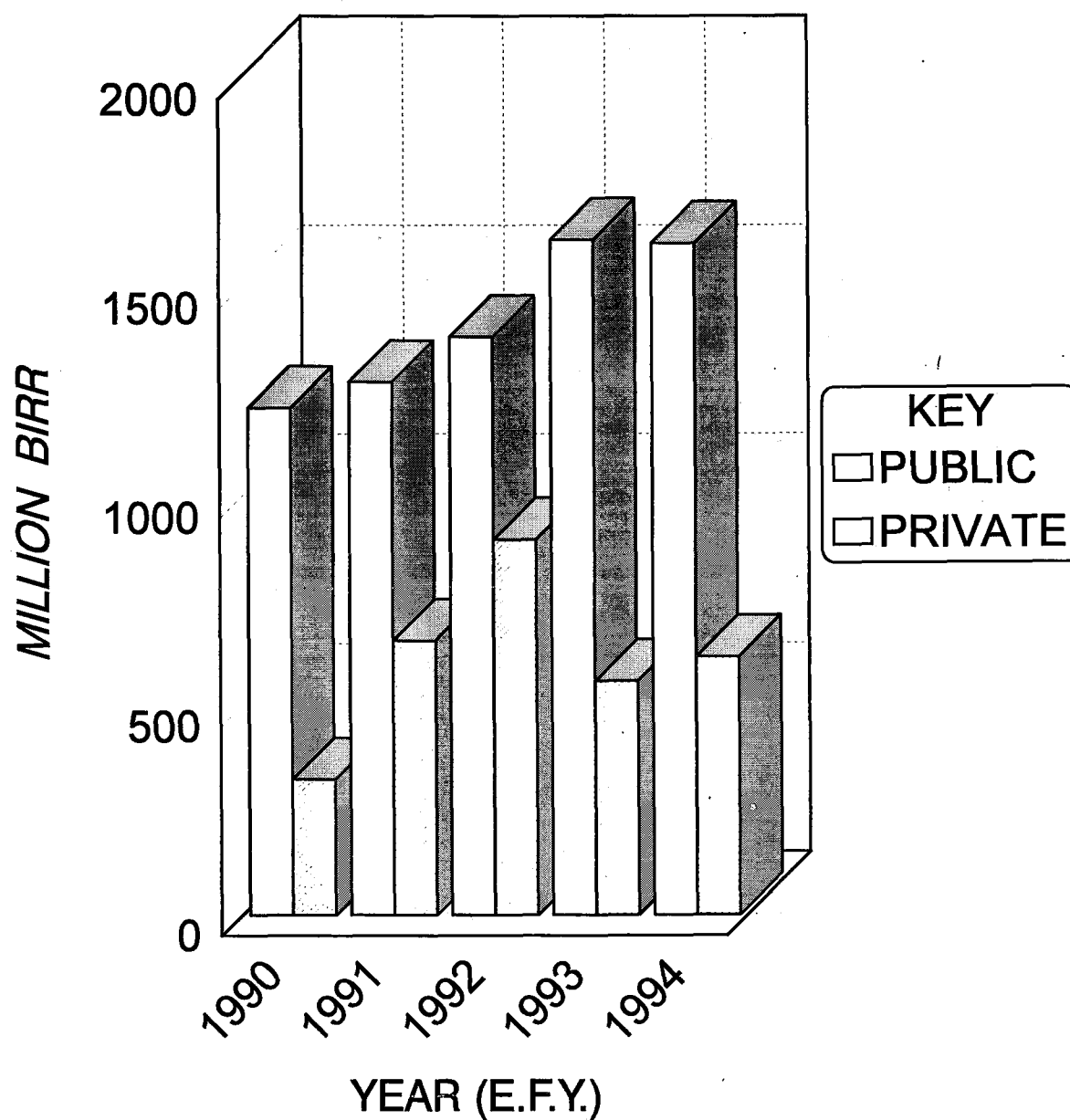
**FIG. I GROSS VALUE OF PRODUCTION AT CURRENT  
PRICE BY OWNERSHIP**

1997/98 - 2001/2002 (1990 - 1994 E.F.Y.)



## FIG.II - VALUE ADDED\* BY OWNERSHIP

1997/98 - 2001/2002 (1990 - 1994 E.F.Y.)

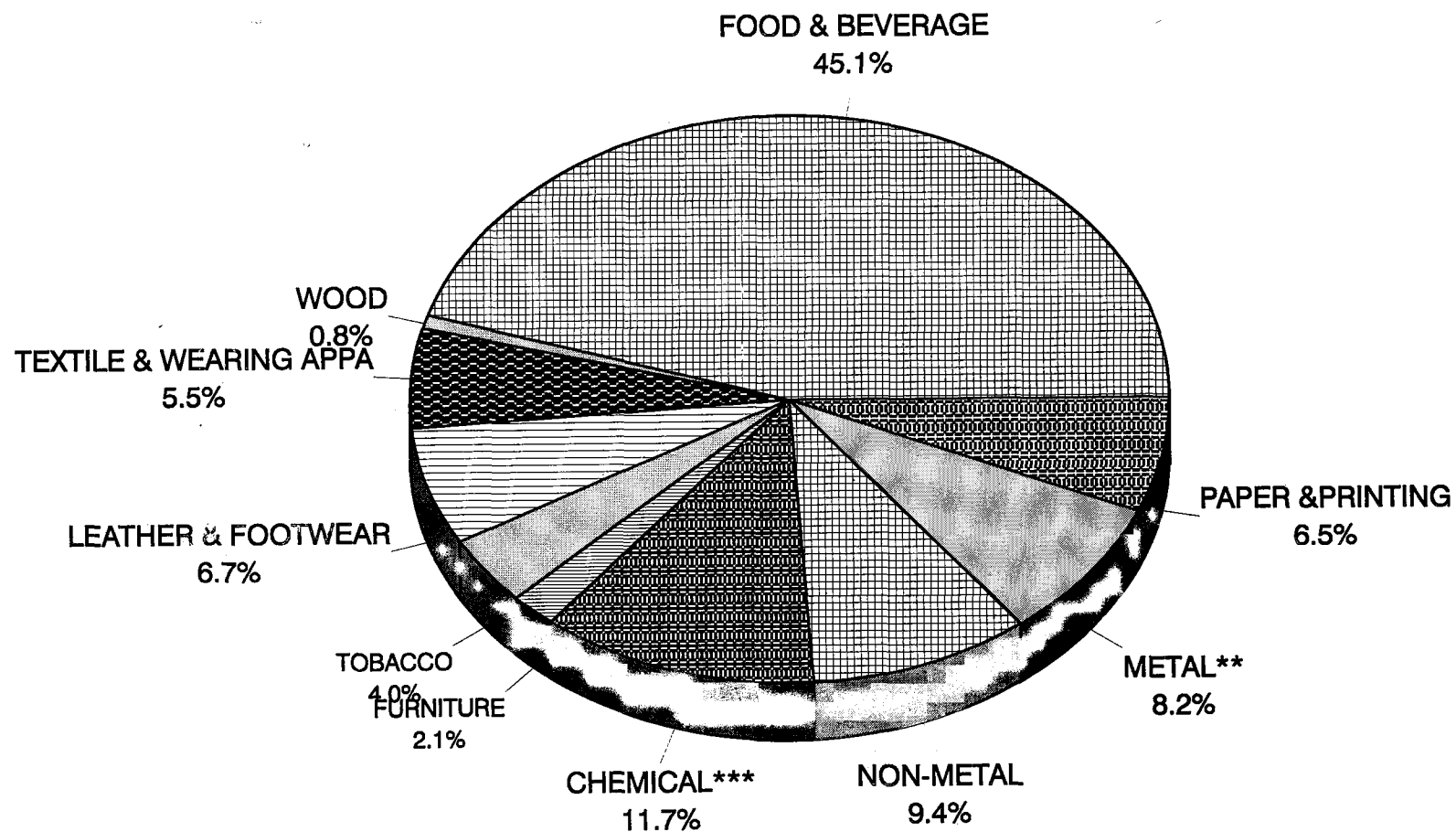


\* In The National Account Concept at Factor Cost



**FIG.III - PERCENTAGE DISTRIBUTION OF VALUE ADDED\*  
BY INDUSTRIAL GROUP**

*2001/2002 (1994 E.F.Y.)*

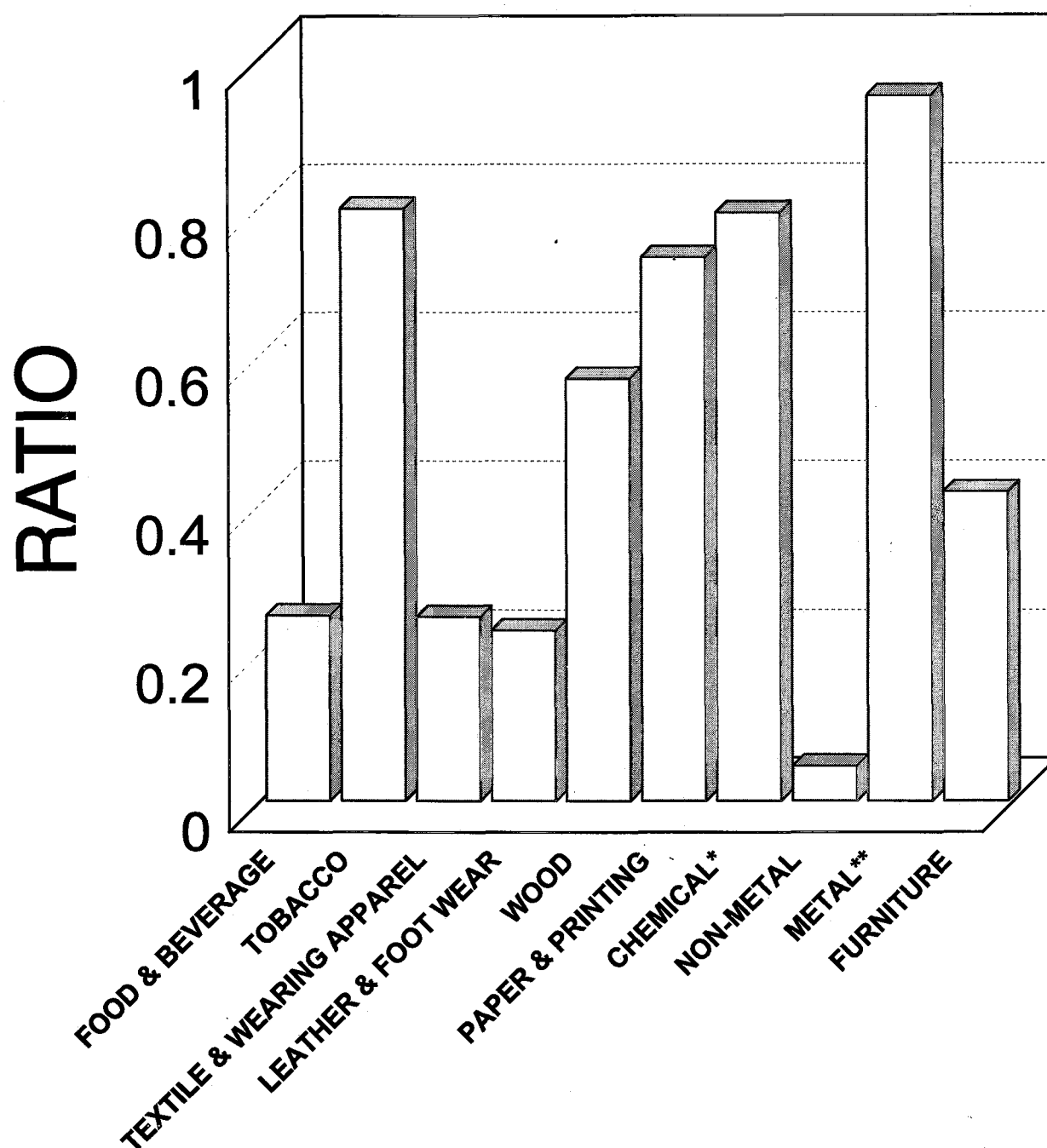


\* In The National Account Concept at Factor Cost

\*\* Including Basic Iron, Fabricated Metal, Machinery & Motor Vehicles

\*\*\* Includes Rubber & Plastics

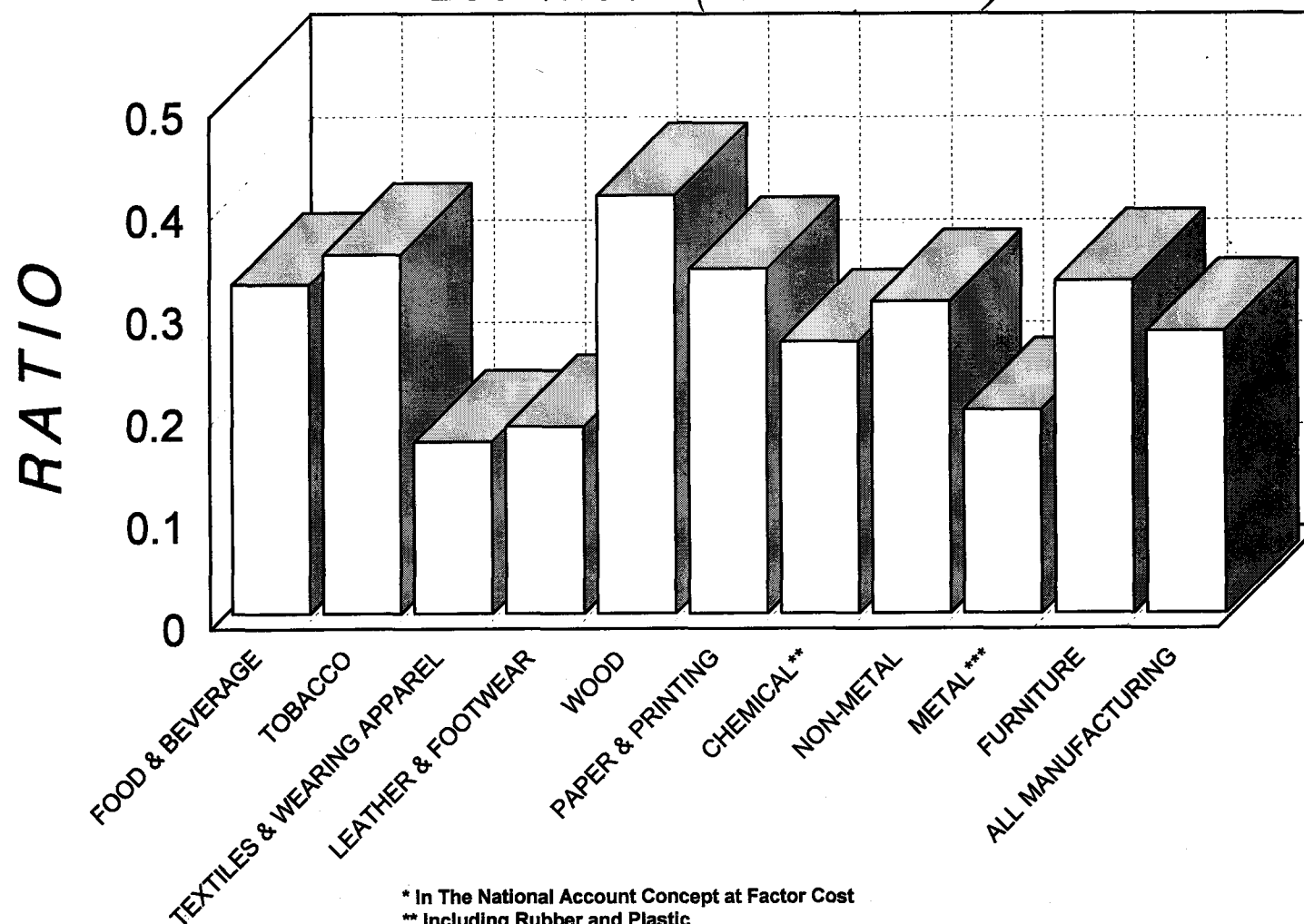
**FIG. IV - RATIO OF IMPORTED TO TOTAL RAW MATERIAL  
COST BY INDUSTRIAL GROUP  
2001/2002 (1994 E.F.Y)**



\* Including Rubber & Plastics

\*\* Including Basic Iron, Fabricated Metal, Machinery & Motor Vehicles

**FIG.V- RATIO OF VALUE ADDED\* TO GROSS VALUE OF PRODUCTION**  
**2001/2002 (1994 E.F.Y.)**



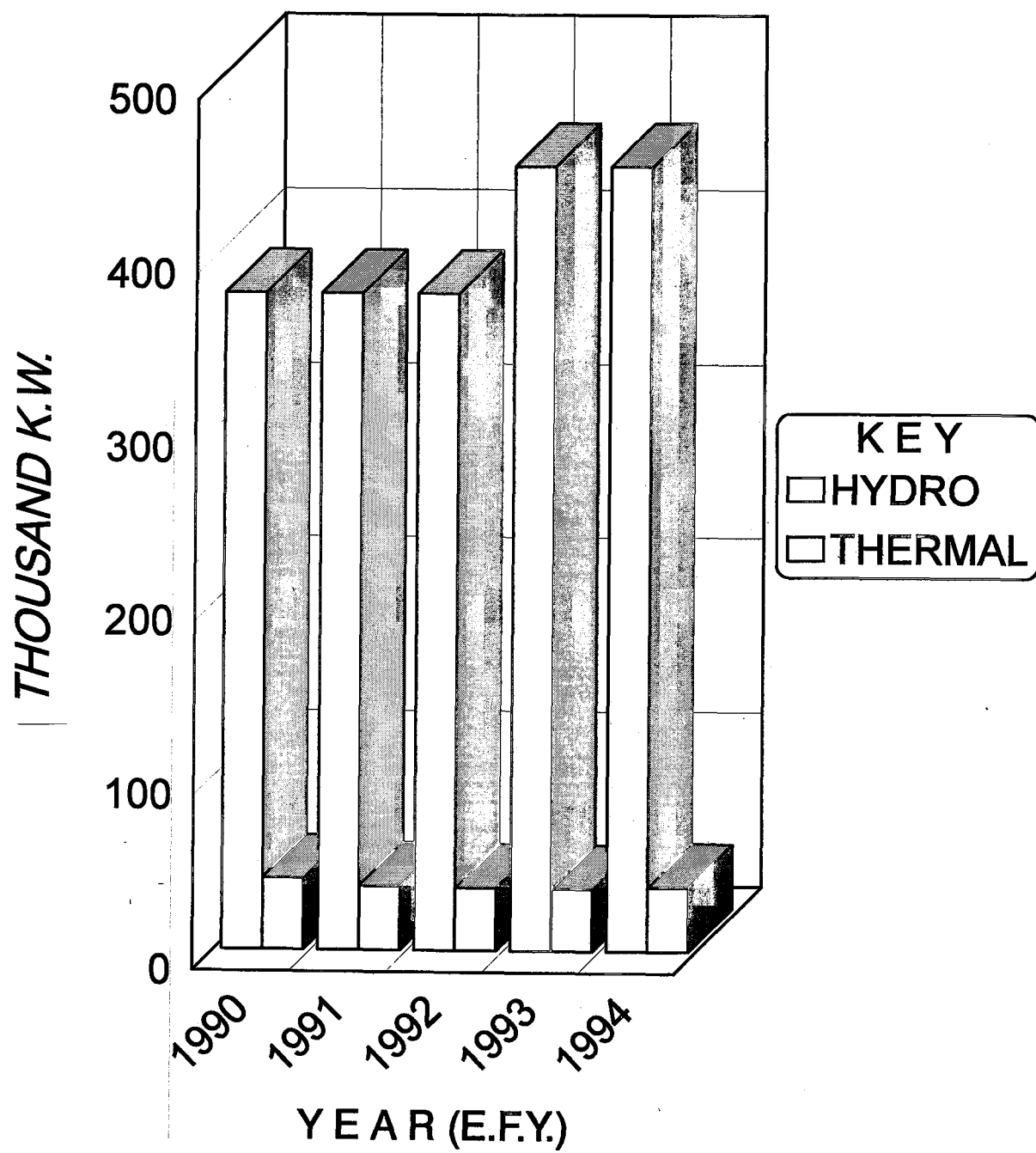
\* In The National Account Concept at Factor Cost

\*\* Including Rubber and Plastic

\*\*\* Including Basic Iron, Fabricated metal, Machinery and Motor Vehicles

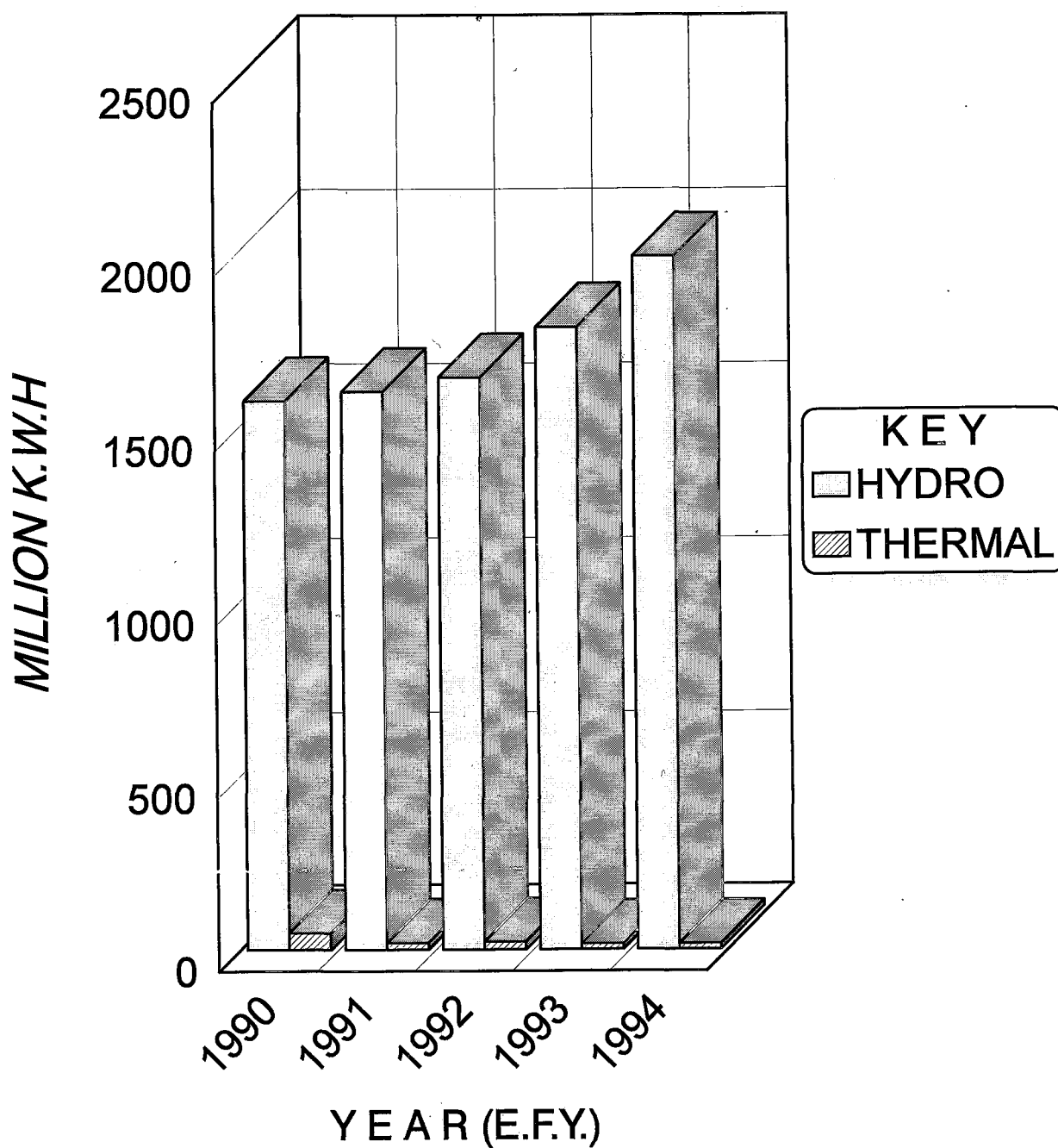
**FIG. VI - INSTALLED GENERATING CAPACITY OF ELECTRICITY**

*1997/1998 - 2001/2002 (1990 - 1994 E.F.Y.)*



## FIG. VII - PRODUCTION OF ELECTRICITY

1997/98 - 2001/2002 (1990 - 1994 E.F.Y.)



**PART IV**

**STATISTICAL TABLES ON LARGE AND  
MEDIUM SCALE MANUFACTURING  
INDUSTRIES**

**2001/2002 (1994 E.F.Y.)**

COVERAGE OF THE SURVEY BY MAJOR INDUSTRIAL GROUP  
2001/2002 (1994 E.F.Y)

TABLE 4.1

INDUSTRIAL GROUP	N° OF ESTABLISHMENTS COVERED BY THE REPORT			N° OF ESTABLISHMENTS WITH RESPONSES			PERCENTAGE OF RESPONSES		
	PUBLIC	PRIVATE	TOTAL	PUBLIC	PRIVATE	TOTAL	PUBLIC	PRIVATE	TOTAL
MANUFACTURE OF FOOD PRODUCTS AND BEVERAGES.....	43	239	282	42	226	268	97.67	94.56	95.04
MANUFACTURE OF TOBACCO PRODUCTS .....	1	-	1	1	-	1	100.00	-	100.00
MANUFACTURE OF TEXTILES .....	19	17	36	19	15	34	100.00	88.24	94.44
MANUFACTURE OF WEARING APPAREL, EXCEPT FUR APPAREL....	4	25	29	3	25	28	75.00	100.00	96.55
TANNING AND DRESSING OF LEATHER; MANUFACTURE OF FOOTWEAR, LUGGAGE AND HANDBAGS .....	7	45	52	7	44	51	100.00	97.78	98.08
MANUFACTURE OF WOOD AND OF PRODUCTS OF WOOD AND CORK, EXCEPT FURNITURE .....	8	13	21	8	13	21	100.00	100.00	100.00
MANUFACTURE OF PAPER, PAPER PRODUCTS AND PRINTING ....	9	64	73	9	64	73	100.00	100.00	100.00
MANUFACTURE OF CHEMICALS AND CHEMICAL PRODUCTS.....	11	30	41	11	26	37	100.00	86.67	90.24
MANUFACTURE OF RUBBER AND PLASTIC PRODUCTS... ..	5	34	39	5	30	35	100.00	88.24	89.74
MANUFACTURE OF OTHER NON-METALLIC MINERAL PRODUCTS ...	21	79	100	21	79	100	100.00	100.00	100.00
MANUFACTURE OF BASIC IRON AND STEEL.....	3	8	11	3	8	11	100.00	100.00	100.00
MANUFACTURE OF FABRICATED METAL PRODUCTS EXCEPT MACHINERY AND EQUIPMENT .....	5	56	61	5	55	60	100.00	98.21	98.36
MANUFACTURE OF MACHINERY AND EQUIPMENT N.E.C. ....	-	8	8	-	8	8	-	100.00	100.00
MANUFACTURE OF MOTOR VEHICLES, TRAILERS & SEMI-TRAILERS	2	5	7	2	4	6	100.00	80.00	85.71
MANUFACTURE OF FURNITURE; MANUFACTURING N.E.C. ....	5	143	148	5	143	148	100.00	100.00	100.00
T O T A L	143	766	909	141	740	881	98.60	96.61	96.92

COVERAGE OF THE SURVEY BY MAJOR INDUSTRIAL GROUP  
2001/2002 (1994 E.F.Y)

TABLE 4.1 (CONTD.)

INDUSTRIAL GROUP	VALUE ADDED AT FACTOR COST - NATIONAL ACCOUNT CONCEPT (IN '000 BIRR)								
	PUBLIC	PRIVATE	TOTAL	OF WHICH ESTABLISHMENTS WITH RESPONSES			PERCENTAGE OF RESPONSES		
				PUBLIC	PRIVATE	TOTAL	PUBLIC	PRIVATE	TOTAL
MANUFACTURE OF FOOD PRODUCTS AND BEVERAGES.....	789,753	215,482	1,005,236	787,254	170,218	957,472	99.68	78.99	95.25
MANUFACTURE OF TOBACCO PRODUCTS .....	90,056	-	90,056	90,056	-	90,056	100.00	-	100.00
MANUFACTURE OF TEXTILES .....	77,254	32,033	109,286	77,254	12,484	89,738	100.00	38.97	82.11
MANUFACTURE OF WEARING APPAREL, EXCEPT FUR APPAREL....	7,020	7,128	14,148	5,442	7,128	12,570	77.53	100.00	88.85
TANNING AND DRESSING OF LEATHER; MANUFACTURE OF FOOTWEAR, LUGGAGE AND HANDBAGS .....	58,269	92,188	150,457	58,269	90,979	149,247	100.00	98.69	99.20
MANUFACTURE OF WOOD AND OF PRODUCTS OF WOOD AND CORK, EXCEPT FURNITURE .....	15,789	1,062	16,851	15,789	1,062	16,851	100.00	100.00	100.00
MANUFACTURE OF PAPER, PAPER PRODUCTS AND PRINTING .....	99,727	45,725	145,452	99,727	45,725	145,452	100.00	100.00	100.00
MANUFACTURE OF CHEMICALS AND CHEMICAL PRODUCTS.....	70,532	47,470	118,002	70,532	46,958	117,491	100.00	98.92	99.57
MANUFACTURE OF RUBBER AND PLASTIC PRODUCTS.....	86,034	48,642	134,676	86,034	46,030	132,063	100.00	94.63	98.06
MANUFACTURE OF OTHER NON-METALLIC MINERAL PRODUCTS ...	203,322	11,372	214,694	203,322	11,372	214,694	100.00	100.00	100.00
MANUFACTURE OF BASIC IRON AND STEEL.....	47,261	20,951	68,212	47,261	20,951	68,212	100.00	100.00	100.00
MANUFACTURE OF FABRICATED METAL PRODUCTS EXCEPT MACHINERY AND EQUIPMENT .....	27,225	16,985	44,210	27,225	16,971	44,196	100.00	99.92	99.97
MANUFACTURE OF MACHINERY AND EQUIPMENT N.E.C. ....	-	1,583	1,583	-	1,583	1,583	-	100.00	100.00
MANUFACTURE OF MOTOR VEHICLES, TRAILERS & SEMI-TRAILERS	23,645	31,872	55,516	23,645	30,639	54,284	100.00	96.13	97.78
MANUFACTURE OF FURNITURE; MANUFACTURING N.E.C. ....	2,924	42,388	45,312	2,924	42,388	45,312	100.00	100.00	100.00
T O T A L	1,598,809	614,880	2,213,690	1,594,732	544,487	2,139,220	99.75	88.55	96.64



PAID-UP CAPITAL OF REPORTING ESTABLISHMENTS BY SOURCE OF OWNERSHIP AND INDUSTRIAL GROUP  
2001/2002 (1994 E.F.Y)

TABLE 4.2

INDUSTRIAL GROUP	N° OF ESTABLISHMENTS			PAID-UP CAPITAL(IN '000 BIRR)				
	PUBLIC	PRIVATE	TOTAL	PUBLIC	PRIVATE			TOTAL
					ETHIOPIAN		NON-ETH.	
					MALE	FEM.		
MANUFACTURE OF FOOD PRODUCTS AND BEVERAGES.....	37	219	256	1,378,036	665,659	59,260	278,240	2,381,196
Production, processing and preserving of meat, fruit and vegetables .....	3	5	8	6,269	76,789	-	73,438	156,495
Manufacture of vegetable and animal oils and fats...	4	23	27	124,912	32,149	214	-	157,275
Manufacture of dairy products .....	1	1	2	5,591	1,764	7,056	-	14,411
Manufacture of grain mill products .....	5	48	53	59,345	285,617	28,206	3,100	376,269
Manufacture of prepared animal feeds .....	1	2	3	2,392	3,357	-	-	5,749
Manufacture of bakery products .....	4	111	115	92,913	40,770	7,760	-	141,442
Manufacture of sugar and sugar confectionery .....	4	7	11	752,193	352	60	-	752,605
Manufacture of macaroni and spaghetti.....	3	-	3	54,004	-	-	968	54,972
Manufacture of food products n.e.c. ....	1	7	8	1,000	84,134	260	-	85,394
Distilling, rectifying and blending of spirits .....	4	6	10	1,029	3,140	2,762	-	6,931
Manufacture of wines .....	1	-	1	30,000	-	-	-	30,000
Manufacture of malt liquors and malt .....	4	3	7	230,606	74,522	8,283	22,394	335,805
Manufacture of soft drinks & production of mineral waters .....	2	6	8	17,783	63,065	4,660	178,340	263,849
MANUFACTURE OF TOBACCO PRODUCTS .....	1	-	1	49,400	-	-	-	49,400
Manufacture of tobacco products.....	1	-	1	49,400	-	-	-	49,400
MANUFACTURE OF TEXTILES .....	14	16	30	388,632	41,773	2,075	28,389	460,869
Spinning, weaving and finishing of textiles .....	13	9	22	364,751	36,881	375	28,389	430,396
Manufacture of cordage, rope, twine and netting ....	1	-	1	23,881	-	-	-	23,881
Knitting mills .....	-	7	7	-	4,892	1,700	-	6,592
MANUFACTURE OF WEARING APPAREL, EXCEPT FUR APPAREL....	3	22	25	10,400	4,153	1,131	-	15,684
Manufacture of wearing apparel except fur apparel...	3	22	25	10,400	4,153	1,131	-	15,684
TANNING AND DRESSING OF LEATHER; MANUFACTURE OF FOOTWEAR, LUGGAGE AND HANDBAGS .....	6	41	47	20,709	121,398	38,811	178,596	359,514
Tanning and dressing of leather, luggage and handbags .....	3	9	12	14,174	44,785	6,600	144,386	209,946
Manufacture of footwear.....	3	32	35	6,535	76,613	32,211	34,210	149,569
MANUFACTURE OF WOOD AND OF PRODUCTS OF WOOD AND CORK, EXCEPT FURNITURE .....	7	12	19	9,378	4,261	57	43	13,739
Manufacture of wood and of products of wood and cork, except furniture.....	7	12	19	9,378	4,261	57	43	13,739
MANUFACTURE OF PAPER, PAPER PRODUCTS AND PRINTING ....	8	63	71	84,914	43,248	15,341	203	143,706
Manufacture of paper and paper products.....	2	5	7	22,000	16,857	1,729	-	40,586
Publishing and printing services.....	6	58	64	62,914	26,391	13,612	203	103,120
MANUFACTURE OF CHEMICALS AND CHEMICAL PRODUCTS.....	10	26	36	217,961	127,965	29,725	-	375,651
Manufacture of basic chemicals, except fertilizers and nitrogen compounds.....	4	1	5	210,146	21,000	-	-	231,146
Manufacture of paints, varnishes and mastics .....	2	6	8	6,883	44,719	5,720	-	57,322

**PAID-UP CAPITAL OF REPORTING ESTABLISHMENTS BY SOURCE OF OWNERSHIP AND INDUSTRIAL GROUP**  
2001/2002 (1994 E.F.Y)

TABLE 4.2(Contd..)

INDUSTRIAL GROUP	N° OF ESTABLISHMENTS			PAID-UP CAPITAL(IN '000 BIRR)				
	PUBLIC	PRIVATE	TOTAL	PUBLIC	PRIVATE			TOTAL
					ETHIOPIAN		NON-ETH.	
					MALE	FEM.		
Manufacture of pharmaceuticals, medicinal chemicals and botanical products.....	-	5	5	-	25,724	13,790	-	39,514
Manufacture of soap and detergents cleaning and polishing, perfumes and toilet preparations.....	2	11	13	832	25,757	3,570	-	30,159
Manufacture of chemical products n.e.c. ....	2	3	5	100	10,765	6,645	-	17,510
MANUFACTURE OF RUBBER AND PLASTIC PROCDUCTS.....	3	29	32	10,164	80,733	16,650	13,379	120,926
Manufacture of rubber products.....	1	2	3	50	1,256	1,435	-	2,741
Manufacture of plastic products.....	2	27	29	10,114	79,477	15,215	13,379	118,185
MANUFACTURE OF OTHER NON-METALLIC MINERAL PRODUCTS ...	15	79	94	405,693	10,147	2,169	-	418,009
Manufacture of glass and glass products.....	1	1	2	26,105	5	-	-	26,110
Manufacture of structural clay products .....	-	4	4	-	2,090	5	-	2,095
Manufacture of cement, lime and plaster .....	5	3	8	225,432	230	150	-	225,812
Manufacture of articles of concrete, cement and plaster .....	7	62	69	46,156	6,500	1,964	-	54,620
Manufacture of non-metallic mineral products n.e.c..	2	9	11	108,000	1,323	50	-	109,373
MANUFACTURE OF BASIC IRON AND STEEL.....	3	7	10	16,737	80,691	12,700	-	110,128
Manufacture of basic iron and steel.....	3	7	10	16,737	80,691	12,700	-	110,128
MANUFACTURE OF FABRICATED METAL PRODUCTS EXCEPT MACHINERY AND EQUIPMENT .....	4	53	57	184,324	244,424	15,717	7,644	452,110
Manufacture of structural metal products, tanks, reservoirs and containers of metal .....	-	31	31	-	10,589	6,131	430	17,150
Manufacture of cutlery, hand tools and general hardware .....	1	9	10	1,966	10,288	3,847	3,519	19,620
Manufacture of other fabricated metal products .....	3	13	16	182,358	223,548	5,739	3,695	415,340
MANUFACTURE OF MACHINERY AND EQUIPMENT N.E.C. ....	-	8	8	-	15,129	745	3,047	18,921
Manufacture of pumps, compressors, taps and valves..	-	-	-	-	-	-	-	-
Manufacture of ovens, furnaces and furnace burners..	-	4	4	-	4,428	745	50	5,223
Manufacture of other general purpose machinery.....	-	-	-	-	-	-	-	-
Manufacture of machinery for food and beverage processing .....	-	3	3	-	10,701	-	2,197	12,898
Manufacture of accumulators, primary cells and and primary batteries .....	-	1	1	-	-	-	800	800
MANUFACTURE OF MOTOR VEHICLES,TRAILERS & SEMI-TRAILERS	2	5	7	13,724	8,742	4,390	2,100	28,956
Manufacture of bodies for motor vehicles.....	2	4	6	13,724	2,252	2,250	2,100	20,326
Manufacture of parts and accessories for motor vehicles and their engines.....	-	1	1	-	6,490	2,140	-	8,630
MANUFACTURE OF FURNITURE; MANUFACTURING N.E.C. ....	3	141	144	8,855	60,760	6,988	852	77,455
Manufacture of furniture; manufacturing n.e.c.....	3	141	144	8,855	60,760	6,988	852	77,455
T O T A L	116	721	837	2,798,927	1,509,084	205,759	512,493	5,026,263

NUMBER OF REPORTING ESTABLISHMENTS BY SIZE OF PAID-UP CAPITAL AND INDUSTRIAL GROUP - PUBLIC AND PRIVATE  
2001/2002 (1994 E.F.Y)

TABLE 4.3

INDUSTRIAL GROUP	PAID-UP CAPITAL IN BIRR						TOTAL ESTAB.
	UPTO 50,000	50,001 - 100,000	100,001- 250,000	250,001- 500,000	500,001- 1,000,000	OVER 1,000,000	
MANUFACTURE OF FOOD PRODUCTS AND BEVERAGES.....	59	23	23	28	27	96	256
Production, processing and preserving of meat, fruit and vegetables .....	-	-	-	-	-	8	8
Manufacture of vegetable and animal oils and fats...	5	7	4	4	3	4	27
Manufacture of dairy products .....	-	-	-	-	-	2	2
Manufacture of grain mill products .....	-	-	3	7	10	33	53
Manufacture of prepared animal feeds .....	-	-	1	-	-	2	3
Manufacture of bakery products .....	49	13	13	12	8	20	115
Manufacture of sugar and sugar confectionery .....	3	3	-	2	-	3	11
Manufacture of macaroni and spaghetti.....	-	-	-	-	2	1	3
Manufacture of food products n.e.c. ....	2	-	2	-	1	3	8
Distilling, rectifying and blending of spirits .....	-	-	-	2	2	6	10
Manufacture of wines .....	-	-	-	-	-	1	1
Manufacture of malt liquors and malt .....	-	-	-	-	-	7	7
Manufacture of soft drinks & production of mineral waters .....	-	-	-	1	1	6	8
MANUFACTURE OF TOBACCO PRODUCTS .....	-	-	-	-	-	1	1
Manufacture of tobacco products.....	-	-	-	-	-	1	1
MANUFACTURE OF TEXTILES .....	2	2	2	3	4	17	30
Spinning, weaving and finishing of textiles .....	1	-	1	2	3	15	22
Manufacture of cordage, rope, twine and netting ....	-	-	-	-	-	1	1
Knitting mills .....	1	2	1	1	1	1	7
MANUFACTURE OF WEARING APPAREL, EXCEPT FUR APPAREL....	11	4	1	1	2	6	25
Manufacture of wearing apparel except fur apparel....	11	4	1	1	2	6	25
TANNING AND DRESSING OF LEATHER; MANUFACTURE OF FOOTWEAR, LUGGAGE AND HANDBAGS .....	4	1	2	3	2	35	47
Tanning and dressing of leather, luggage and handbags	-	-	1	-	-	11	12
Manufacture of footwear.....	4	1	1	3	2	24	35
MANUFACTURE OF WOOD AND OF PRODUCTS OF WOOD AND CORK, EXCEPT FURNITURE .....	5	2	4	1	1	6	19
Manufacture of wood and of products of wood and cork, except furniture.....	5	2	4	1	1	6	19
MANUFACTURE OF PAPER, PAPER PRODUCTS AND PRINTING ....	10	6	13	11	7	24	71
Manufacture of paper and paper products.....	-	-	1	1	1	4	7
Publishing and printing services.....	10	6	12	10	6	20	64
MANUFACTURE OF CHEMICALS AND CHEMICAL PRODUCTS.....	1	2	2	5	5	21	36
Manufacture of basic chemicals, except fertilizers and nitrogen compounds.....	-	-	-	-	1	4	5
Manufacture of paints, varnishes and mastics .....	-	-	-	1	1	6	8

NUMBER OF REPORTING ESTABLISHMENTS BY SIZE OF PAID-UP CAPITAL AND INDUSTRIAL GROUP - PUBLIC AND PRIVATE  
2001/2002 (1994 E.F.Y)

TABLE 4.3 (Contd..)

INDUSTRIAL GROUP	PAID-UP CAPITAL IN BIRR						TOTAL ESTAB.
	UPTO 50,000	50,001 - 100,000	100,001- 250,000	250,001- 500,000	500,001- 1,000,000	OVER 1,000,000	
Manufacture of pharmaceuticals, medicinal chemicals and botanical products.....	-	-	-	-	-	5	5
Manufacture of soap and detergents cleaning and polishing, perfumes and toilet preparations.....	1	1	2	3	1	5	13
Manufacture of chemical products n.e.c. ....	-	1	-	1	2	1	5
MANUFACTURE OF RUBBER AND PLASTIC PRODUCTS.....	2	-	3	4	2	21	32
Manufacture of rubber products.....	2	-	-	-	-	1	3
Manufacture of plastic products.....	-	-	3	4	2	20	29
MANUFACTURE OF OTHER NON-METALLIC MINERAL PRODUCTS ...	38	14	16	9	4	13	94
Manufacture of glass and glass products.....	1	-	-	-	-	1	2
Manufacture of structural clay products .....	2	1	-	-	-	1	4
Manufacture of cement, lime and plaster .....	-	2	2	1	-	3	8
Manufacture of articles of concrete, cement and plaster .....	31	10	13	7	3	5	69
Manufacture of non-metallic mineral products n.e.c..	4	1	1	1	1	3	11
MANUFACTURE OF BASIC IRON AND STEEL.....	-	-	-	1	1	8	10
Manufacture of basic iron and steel.....	-	-	-	1	1	8	10
MANUFACTURE OF FABRICATED METAL PRODUCTS EXCEPT MACHINERY AND EQUIPMENT .....	19	6	7	1	5	19	57
Manufacture of structural metal products, tanks, reservoirs and containers of metal .....	16	5	3	-	3	4	31
Manufacture of cutlery, hand tools and general hardware .....	3	-	1	-	-	6	10
Manufacture of other fabricated metal products .....	-	1	3	1	2	9	16
MANUFACTURE OF MACHINERY AND EQUIPMENT N.E.C. ....	2	1	1	-	1	3	8
Manufacture of pumps, compressors, taps and valves..	-	-	-	-	-	-	-
Manufacture of ovens, furnaces and furnace burners..	1	1	1	-	-	1	4
Manufacture of other general purpose machinery.....	-	-	-	-	-	-	-
Manufacture of machinery for food and beverage processing .....	1	-	-	-	-	2	3
Manufacture of accumulators, primary cells and and primary batteries .....	-	-	-	-	1	-	1
MANUFACTURE OF MOTOR VEHICLES, TRAILERS & SEMI-TRAILERS	2	-	-	-	-	5	7
Manufacture of bodies for motor vehicles.....	2	-	-	-	-	4	6
Manufacture of parts and accessories for motor vehicles and their engines.....	-	-	-	-	-	1	1
MANUFACTURE OF FURNITURE; MANUFACTURING N.E.C. ....	76	14	21	13	5	15	144
Manufacture of furniture; manufacturing n.e.c.....	76	14	21	13	5	15	144
T O T A L	231	75	95	80	66	290	837

NUMBER OF REPORTING ESTABLISHMENTS BY SIZE OF PAID-UP CAPITAL AND INDUSTRIAL GROUP - PUBLIC  
2001/2002 (1994 E.F.Y)

TABLE 4.4

INDUSTRIAL GROUP	PAID-UP CAPITAL IN BIRR						TOTAL ESTAB.
	UPTO 50,000	50,001 - 100,000	100,001- 250,000	250,001- 500,000	500,001- 1,000,000	OVER 1,000,000	
MANUFACTURE OF FOOD PRODUCTS AND BEVERAGES.....	-	-	1	4	4	28	37
Production, processing and preserving of meat, fruit and vegetables .....	-	-	-	-	-	3	3
Manufacture of vegetable and animal oils and fats...	-	-	1	1	-	2	4
Manufacture of dairy products .....	-	-	-	-	-	1	1
Manufacture of grain mill products .....	-	-	-	1	-	4	5
Manufacture of prepared animal feeds .....	-	-	-	-	-	1	1
Manufacture of bakery products .....	-	-	-	-	1	3	4
Manufacture of sugar and sugar confectionery .....	-	-	-	1	-	3	4
Manufacture of macaroni and spaghetti.....	-	-	-	-	2	1	3
Manufacture of food products n.e.c. ....	-	-	-	-	1	-	1
Distilling, rectifying and blending of spirits .....	-	-	-	-	-	4	4
Manufacture of wines .....	-	-	-	-	-	1	1
Manufacture of malt liquors and malt .....	-	-	-	-	-	4	4
Manufacture of soft drinks & production of mineral waters .....	-	-	-	1	-	1	2
MANUFACTURE OF TOBACCO PRODUCTS .....	-	-	-	-	-	1	1
Manufacture of tobacco products.....	-	-	-	-	-	1	1
MANUFACTURE OF TEXTILES .....	-	-	-	1	2	11	14
Spinning, weaving and finishing of textiles .....	-	-	-	1	2	10	13
Manufacture of cordage, rope, twine and netting ....	-	-	-	-	-	1	1
Knitting mills .....	-	-	-	-	-	-	-
MANUFACTURE OF WEARING APPAREL, EXCEPT FUR APPAREL....	-	-	-	-	-	3	3
Manufacture of wearing apparel except fur apparel...	-	-	-	-	-	3	3
TANNING AND DRESSING OF LEATHER; MANUFACTURE OF FOOTWEAR, LUGGAGE AND HANDBAGS .....	-	-	2	-	-	4	6
Tanning and dressing of leather, luggage and handbags	-	-	1	-	-	2	3
Manufacture of footwear.....	-	-	1	-	-	2	3
MANUFACTURE OF WOOD AND OF PRODUCTS OF WOOD AND CORK, EXCEPT FURNITURE .....	-	-	2	-	1	4	7
Manufacture of wood and of products of wood and cork, except furniture.....	-	-	2	-	1	4	7
MANUFACTURE OF PAPER, PAPER PRODUCTS AND PRINTING ....	-	1	2	-	-	5	8
Manufacture of paper and paper products.....	-	-	1	-	-	1	2
Publishing and printing services.....	-	1	1	-	-	4	6
MANUFACTURE OF CHEMICALS AND CHEMICAL PRODUCTS.....	-	1	-	2	3	4	10
Manufacture of basic chemicals, except fertilizers and nitrogen compounds.....	-	-	-	-	1	3	4
Manufacture of paints, varnishes and mastics .....	-	-	-	-	1	1	2

NUMBER OF REPORTING ESTABLISHMENTS BY SIZE OF PAID-UP CAPITAL AND INDUSTRIAL GROUP - PUBLIC  
2001/2002 (1994 E.F.Y)

TABLE 4.4 (Contd..)

INDUSTRIAL GROUP	PAID-UP CAPITAL IN BIRR						TOTAL ESTAB.
	UPTO 50,000	50,001 - 100,000	100,001- 250,000	250,001- 500,000	500,001- 1,000,000	OVER 1,000,000	
Manufacture of pharmaceuticals, medicinal chemicals and botanical products.....	-	-	-	-	-	-	-
Manufacture of soap and detergents cleaning and polishing, perfumes and toilet preparations.....	-	-	-	2	-	-	2
Manufacture of chemical products n.e.c. ....	-	1	-	-	1	-	2
MANUFACTURE OF RUBBER AND PLASTIC PRODUCTS.....	1	-	-	1	-	1	3
Manufacture of rubber products.....	1	-	-	-	-	-	1
Manufacture of plastic products.....	-	-	-	1	-	1	2
MANUFACTURE OF OTHER NON-METALLIC MINERAL PRODUCTS ...	1	1	1	2	1	9	15
Manufacture of glass and glass products.....	-	-	-	-	-	1	1
Manufacture of structural clay products .....	-	-	-	-	-	-	-
Manufacture of cement, lime and plaster .....	-	-	1	1	-	3	5
Manufacture of articles of concrete, cement and plaster .....	1	1	-	-	1	4	7
Manufacture of non-metallic mineral products n.e.c..	-	-	-	1	-	1	2
MANUFACTURE OF BASIC IRON AND STEEL.....	-	-	-	-	-	3	3
Manufacture of basic iron and steel.....	-	-	-	-	-	3	3
MANUFACTURE OF FABRICATED METAL PRODUCTS EXCEPT MACHINERY AND EQUIPMENT .....	-	-	-	-	-	4	4
Manufacture of structural metal products, tanks, reservoirs and containers of metal .....	-	-	-	-	-	-	-
Manufacture of cutlery, hand tools and general hardware .....	-	-	-	-	-	1	1
Manufacture of other fabricated metal products .....	-	-	-	-	-	3	3
MANUFACTURE OF MACHINERY AND EQUIPMENT N.E.C. ....	-	-	-	-	-	-	-
Manufacture of pumps, compressors, taps and valves..	-	-	-	-	-	-	-
Manufacture of ovens, furnaces and furnace burners..	-	-	-	-	-	-	-
Manufacture of other general purpose machinery.....	-	-	-	-	-	-	-
Manufacture of machinery for food and beverage processing .....	-	-	-	-	-	-	-
Manufacture of accumulators, primary cells and and primary batteries .....	-	-	-	-	-	-	-
MANUFACTURE OF MOTOR VEHICLES, TRAILERS & SEMI-TRAILERS	-	-	-	-	-	2	2
Manufacture of bodies for motor vehicles.....	-	-	-	-	-	2	2
Manufacture of parts and accessories for motor vehicles and their engines.....	-	-	-	-	-	-	-
MANUFACTURE OF FURNITURE; MANUFACTURING N.E.C. ....	-	1	-	-	-	2	3
Manufacture of furniture; manufacturing n.e.c.....	-	1	-	-	-	2	3
T O T A L	2	4	8	10	11	81	116

NUMBER OF REPORTING ESTABLISHMENTS BY SIZE OF PAID-UP CAPITAL AND INDUSTRIAL GROUP - PRIVATE  
2001/2002 (1994 E.F.Y)

TABLE 4.5

INDUSTRIAL GROUP	PAID-UP CAPITAL IN BIRR						TOTAL ESTAB.
	UPTO 50,000	50,001 - 100,000	100,001- 250,000	250,001- 500,000	500,001- 1,000,000	OVER 1,000,000	
MANUFACTURE OF FOOD PRODUCTS AND BEVERAGES.....	59	23	22	24	23	68	219
Production, processing and preserving of meat, fruit and vegetables .....	-	-	-	-	-	5	5
Manufacture of vegetable and animal oils and fats...	5	7	3	3	3	2	23
Manufacture of dairy products .....	-	-	-	-	-	1	1
Manufacture of grain mill products .....	-	-	3	6	10	29	48
Manufacture of prepared animal feeds .....	-	-	1	-	-	1	2
Manufacture of bakery products .....	49	13	13	12	7	17	111
Manufacture of sugar and sugar confectionery .....	3	3	-	1	-	-	7
Manufacture of macaroni and spaghetti.....	-	-	-	-	-	-	-
Manufacture of food products n.e.c. ....	2	-	2	-	-	3	7
Distilling, rectifying and blending of spirits .....	-	-	-	2	2	2	6
Manufacture of wines .....	-	-	-	-	-	-	-
Manufacture of malt liquors and malt .....	-	-	-	-	-	3	3
Manufacture of soft drinks & production of mineral waters .....	-	-	-	-	1	5	6
MANUFACTURE OF TOBACCO PRODUCTS .....	-	-	-	-	-	-	-
Manufacture of tobacco products.....	-	-	-	-	-	-	-
MANUFACTURE OF TEXTILES .....	2	2	2	2	2	6	16
Spinning, weaving and finishing of textiles .....	1	-	1	1	1	5	9
Manufacture of cordage, rope, twine and netting ....	-	-	-	-	-	-	-
Knitting mills .....	1	2	1	1	1	1	7
MANUFACTURE OF WEARING APPAREL, EXCEPT FUR APPAREL....	11	4	1	1	2	3	22
Manufacture of wearing apparel except fur apparel...	11	4	1	1	2	3	22
TANNING AND DRESSING OF LEATHER; MANUFACTURE OF FOOTWEAR, LUGGAGE AND HANDBAGS .....	4	1	-	3	2	31	41
Tanning and dressing of leather, luggage and handbags	-	-	-	-	-	9	9
Manufacture of footwear.....	4	1	-	3	2	22	32
MANUFACTURE OF WOOD AND OF PRODUCTS OF WOOD AND CORK, EXCEPT FURNITURE .....	5	2	2	1	-	2	12
Manufacture of wood and of products of wood and cork, except furniture.....	5	2	2	1	-	2	12
MANUFACTURE OF PAPER, PAPER PRODUCTS AND PRINTING ....	10	5	11	11	7	19	63
Manufacture of paper and paper products.....	-	-	-	1	1	3	5
Publishing and printing services.....	10	5	11	10	6	16	58
MANUFACTURE OF CHEMICALS AND CHEMICAL PRODUCTS.....	1	1	2	3	2	17	26
Manufacture of basic chemicals, except fertilizers and nitrogen compounds.....	-	-	-	-	-	1	1
Manufacture of paints, varnishes and mastics .....	-	-	-	1	-	5	6

NUMBER OF REPORTING ESTABLISHMENTS BY SIZE OF PAID-UP CAPITAL AND INDUSTRIAL GROUP - PRIVATE  
2001/2002 (1994 E.F.Y)

TABLE 4.5 (Contd..)

INDUSTRIAL GROUP	PAID-UP CAPITAL IN BIRR						TOTAL ESTAB.
	UPTO 50,000	50,001 - 100,000	100,001- 250,000	250,001- 500,000	500,001- 1,000,000	OVER 1,000,000	
Manufacture of pharmaceuticals, medicinal chemicals and botanical products.....	-	-	-	-	-	5	5
Manufacture of soap and detergents cleaning and polishing, perfumes and toilet preparations.....	1	1	2	1	1	5	11
Manufacture of chemical products n.e.c. ....	-	-	-	1	1	1	3
MANUFACTURE OF RUBBER AND PLASTIC PRODUCTS.....	1	-	3	3	2	20	29
Manufacture of rubber products.....	1	-	-	-	-	1	2
Manufacture of plastic products.....	-	-	3	3	2	19	27
MANUFACTURE OF OTHER NON-METALLIC MINERAL PRODUCTS ...	37	13	15	7	3	4	79
Manufacture of glass and glass products.....	1	-	-	-	-	-	1
Manufacture of structural clay products .....	2	1	-	-	-	1	4
Manufacture of cement, lime and plaster .....	-	2	1	-	-	-	3
Manufacture of articles of concrete, cement and plaster .....	30	9	13	7	2	1	62
Manufacture of non-metallic mineral products n.e.c..	4	1	1	-	1	2	9
MANUFACTURE OF BASIC IRON AND STEEL.....	-	-	-	1	1	5	7
Manufacture of basic iron and steel.....	-	-	-	1	1	5	7
MANUFACTURE OF FABRICATED METAL PRODUCTS EXCEPT MACHINERY AND EQUIPMENT .....	19	6	7	1	5	15	53
Manufacture of structural metal products, tanks, reservoirs and containers of metal .....	16	5	3	-	3	4	31
Manufacture of cutlery, hand tools and general hardware .....	3	-	1	-	-	5	9
Manufacture of other fabricated metal products .....	-	1	3	1	2	6	13
MANUFACTURE OF MACHINERY AND EQUIPMENT N.E.C. ....	2	1	1	-	1	3	8
Manufacture of pumps, compressors, taps and valves..	-	-	-	-	-	-	-
Manufacture of ovens, furnaces and furnace burners..	1	1	1	-	-	1	4
Manufacture of other general purpose machinery.....	-	-	-	-	-	-	-
Manufacture of machinery for food and beverage processing .....	1	-	-	-	-	2	3
Manufacture of accumulators, primary cells and and primary batteries .....	-	-	-	-	1	-	1
MANUFACTURE OF MOTOR VEHICLES, TRAILERS & SEMI-TRAILERS	2	-	-	-	-	3	5
Manufacture of bodies for motor vehicles.....	2	-	-	-	-	2	4
Manufacture of parts and accessories for motor vehicles and their engines.....	-	-	-	-	-	1	1
MANUFACTURE OF FURNITURE; MANUFACTURING N.E.C. ....	76	13	21	13	5	13	141
Manufacture of furniture; manufacturing n.e.c.....	76	13	21	13	5	13	141
T O T A L	229	71	87	70	55	209	721



NUMBER OF ESTABLISHMENTS BY INDUSTRIAL GROUP AND FORM OF OWNERSHIP  
2001/2002 (1994 E.F.Y)

TABLE 4.6

INDUSTRIAL GROUP	FORM OF OWNERSHIP							TOTAL ESTAB.
	PUBLIC	INDIVIDUAL OWNERSHIP	PARTNER-SHIP	SHARE COMPANY	PRIVATE LIMITED COMPANY	CO-OPERATIVES	OTHERS	
MANUFACTURE OF FOOD PRODUCTS AND BEVERAGES.....	43	159	12	11	51	2	4	282
Production, processing and preserving of meat, fruit and vegetables .....	3	4	-	-	2	-	-	9
Manufacture of vegetable and animal oils and fats...	5	20	2	1	2	-	-	30
Manufacture of dairy products .....	1	-	-	-	1	-	-	2
Manufacture of grain mill products .....	8	31	5	-	16	-	-	60
Manufacture of prepared animal feeds .....	1	2	-	-	-	-	-	3
Manufacture of bakery products .....	6	83	2	9	21	2	1	124
Manufacture of sugar and sugar confectionery .....	4	8	-	-	-	-	-	12
Manufacture of macaroni and spaghetti.....	3	-	-	-	-	-	-	3
Manufacture of food products n.e.c. ....	1	7	-	1	-	-	-	9
Distilling, rectifying and blending of spirits .....	4	3	-	-	4	-	-	11
Manufacture of wines .....	1	-	-	-	-	-	-	1
Manufacture of malt liquors and malt .....	4	-	-	-	1	-	2	7
Manufacture of soft drinks & production of mineral waters .....	2	1	3	-	4	-	1	11
MANUFACTURE OF TOBACCO PRODUCTS .....	1	-	-	-	-	-	-	1
Manufacture of tobacco products.....	1	-	-	-	-	-	-	1
MANUFACTURE OF TEXTILES .....	19	7	-	1	6	-	3	36
Spinning, weaving and finishing of textiles .....	17	2	-	1	4	-	3	27
Manufacture of cordage, rope, twine and netting ....	2	-	-	-	-	-	-	2
Knitting mills .....	-	5	-	-	2	-	-	7
MANUFACTURE OF WEARING APPAREL, EXCEPT FUR APPAREL....	4	13	-	1	10	1	-	29
Manufacture of wearing apparel except fur apparel...	4	13	-	1	10	1	-	29
TANNING AND DRESSING OF LEATHER; MANUFACTURE OF FOOTWEAR, LUGGAGE AND HANDBAGS .....	7	12	4	2	25	2	-	52
Tanning and dressing of leather, luggage and handbags	4	1	-	-	9	-	-	14
Manufacture of footwear.....	3	11	4	2	16	2	-	38
MANUFACTURE OF WOOD AND OF PRODUCTS OF WOOD AND CORK, EXCEPT FURNITURE .....	8	10	1	1	-	1	-	21
Manufacture of wood and of products of wood and cork, except furniture.....	8	10	1	1	-	1	-	21
MANUFACTURE OF PAPER, PAPER PRODUCTS AND PRINTING ....	9	25	1	7	27	1	3	73
Manufacture of paper and paper products.....	2	2	-	-	3	-	-	7
Publishing and printing services.....	7	23	1	7	24	1	3	66
MANUFACTURE OF CHEMICALS AND CHEMICAL PRODUCTS.....	11	9	3	1	17	-	-	41
Manufacture of basic chemicals, except fertilizers and nitrogen compounds.....	4	-	-	-	1	-	-	5
Manufacture of paints, varnishes and mastics .....	2	-	1	1	5	-	-	9

NUMBER OF ESTABLISHMENTS BY INDUSTRIAL GROUP AND FORM OF OWNERSHIP  
2001/2002 (1994 E.F.Y)

TABLE 4.6 (Contd..)

INDUSTRIAL GROUP	FORM OF OWNERSHIP							TOTAL ESTAB.
	PUBLIC	INDIVIDUAL OWNERSHIP	PARTNER-SHIP	SHARE COMPANY	PRIVATE LIMITED COMPANY	CO-OPERATIVES	OTHERS	
Manufacture of pharmaceuticals, medicinal chemicals and botanical products.....	1	1	-	-	4	-	-	6
Manufacture of soap and detergents cleaning and polishing, perfumes and toilet preparations.....	2	8	1	-	5	-	-	16
Manufacture of chemical products n.e.c. ....	2	-	1	-	2	-	-	5
MANUFACTURE OF RUBBER AND PLASTIC PROCDUCTS.....	5	13	1	3	17	-	-	39
Manufacture of rubber products.....	1	1	-	1	2	-	-	5
Manufacture of plastic products.....	4	12	1	2	15	-	-	34
MANUFACTURE OF OTHER NON-METALLIC MINERAL PRODUCTS ...	21	59	4	3	8	3	2	100
Manufacture of glass and glass products.....	1	1	-	-	-	-	-	2
Manufacture of structural clay products .....	3	3	1	-	-	-	-	7
Manufacture of cement, lime and plaster .....	5	2	-	-	1	-	-	8
Manufacture of articles of concrete, cement and plaster .....	7	47	3	2	5	3	2	69
Manufacture of non-metallic mineral products n.e.c..	5	6	-	1	2	-	-	14
MANUFACTURE OF BASIC IRON AND STEEL.....	3	2	1	-	5	-	-	11
Manufacture of basic iron and steel.....	3	2	1	-	5	-	-	11
MANUFACTURE OF FABRICATED METAL PRODUCTS EXCEPT MACHINERY AND EQUIPMENT .....	5	34	3	4	13	1	1	61
Manufacture of structural metal products, tanks, reservoirs and containers of metal .....	-	23	2	2	5	-	-	32
Manufacture of cutlery, hand tools and general hardware .....	2	4	-	1	3	1	1	12
Manufacture of other fabricated metal products .....	3	7	1	1	5	-	-	17
MANUFACTURE OF MACHINERY AND EQUIPMENT N.E.C. ....	-	4	-	1	3	-	-	8
Manufacture of pumps, compressors, taps and valves..	-	-	-	-	-	-	-	-
Manufacture of ovens, furnaces and furnace burners..	-	2	-	1	1	-	-	4
Manufacture of other general purpose machinery.....	-	-	-	-	-	-	-	-
Manufacture of machinery for food and beverage processing .....	-	2	-	-	1	-	-	3
Manufacture of accumulators, primary cells and and primary batteries .....	-	-	-	-	1	-	-	1
MANUFACTURE OF MOTOR VEHICLES, TRAILERS & SEMI-TRAILERS	2	2	1	-	2	-	-	7
Manufacture of bodies for motor vehicles.....	2	2	-	-	2	-	-	6
Manufacture of parts and accessories for motor vehicles and their engines.....	-	-	1	-	-	-	-	1
MANUFACTURE OF FURNITURE; MANUFACTURING N.E.C. ....	5	103	8	3	18	9	2	148
Manufacture of furniture; manufacturing n.e.c.....	5	103	8	3	18	9	2	148
T O T A L	143	452	39	38	202	20	15	909

NUMBER OF OWNERS OF PRIVATE ESTABLISHMENTS BY FORM OF OWNERSHIP, SEX AND INDUSTRIAL GROUP  
2001/2002 (1994 E.F.Y)

TABLE 4.7

INDUSTRIAL GROUP	FORM OF OWNERSHIP AND SEX													
	INDIVIDUAL OWNERSHIP		PARTNER-SHIP		SHARE COMPANY		PRIVATE LIMITED COMPANY		CO-OPERATIVES		OTHERS		TOTAL ESTAB.	
	MALE	FEMALE	MALE	FEMALE	MALE	FEMALE	MALE	FEMALE	MALE	FEMALE	MALE	FEMALE	MALE	FEMALE
MANUFACTURE OF FOOD PRODUCTS AND BEVERAGES.....	115	38	28	17	14	6	115	61	18	10	6	-	296	132
Production, processing and preserving of meat, fruit and vegetables .....	3	-	-	-	-	-	2	-	-	-	-	-	5	-
Manufacture of vegetable and animal oils and fats...	20	1	2	2	-	-	10	-	-	-	-	-	32	3
Manufacture of dairy products .....	-	-	-	-	-	-	1	1	-	-	-	-	1	1
Manufacture of grain mill products .....	24	5	7	4	-	-	42	26	-	-	-	-	73	35
Manufacture of prepared animal feeds .....	2	-	-	-	-	-	-	-	-	-	-	-	2	-
Manufacture of bakery products .....	57	26	5	9	10	5	38	29	18	10	-	-	128	79
Manufacture of sugar and sugar confectionery .....	4	2	-	-	-	-	-	-	-	-	-	-	4	2
Manufacture of macaroni and spaghetti.....	-	-	-	-	-	-	-	-	-	-	-	-	-	-
Manufacture of food products n.e.c. ....	2	3	-	-	4	1	-	-	-	-	-	-	6	4
Distilling, rectifying and blending of spirits .....	2	1	-	-	-	-	7	4	-	-	-	-	9	5
Manufacture of wines .....	-	-	-	-	-	-	-	-	-	-	-	-	-	-
Manufacture of malt liquors and malt .....	-	-	-	-	-	-	1	1	-	-	-	-	1	1
Manufacture of soft drinks & production of mineral waters .....	1	-	14	2	-	-	14	-	-	-	6	-	35	2
MANUFACTURE OF TOBACCO PRODUCTS .....	-	-	-	-	-	-	-	-	-	-	-	-	-	-
Manufacture of tobacco products.....	-	-	-	-	-	-	-	-	-	-	-	-	-	-
MANUFACTURE OF TEXTILES .....	7	-	-	-	-	-	12	6	-	-	2	1	21	7
Spinning, weaving and finishing of textiles .....	2	-	-	-	-	-	6	3	-	-	2	1	10	4
Manufacture of cordage, rope, twine and netting ....	-	-	-	-	-	-	-	-	-	-	-	-	-	-
Knitting mills .....	5	-	-	-	-	-	6	3	-	-	-	-	11	3
MANUFACTURE OF WEARING APPAREL, EXCEPT FUR APPAREL....	9	4	-	-	-	-	19	10	47	2	-	-	75	16
Manufacture of wearing apparel except fur apparel...	9	4	-	-	-	-	19	10	47	2	-	-	75	16
TANNING AND DRESSING OF LEATHER; MANUFACTURE OF FOOTWEAR, LUGGAGE AND HANDBAGS .....	10	3	12	7	6	1	54	44	6	1	-	-	88	56
Tanning and dressing of leather, luggage and handbags .....	1	1	-	-	-	-	16	6	-	-	-	-	17	7
Manufacture of footwear.....	9	2	12	7	6	1	38	38	6	1	-	-	71	49
MANUFACTURE OF WOOD AND OF PRODUCTS OF WOOD AND CORK, EXCEPT FURNITURE .....	9	1	2	-	6	-	-	-	4	4	-	-	21	5
Manufacture of wood and of products of wood and cork, except furniture.....	9	1	2	-	6	-	-	-	4	4	-	-	21	5
MANUFACTURE OF PAPER, PAPER PRODUCTS AND PRINTING ....	22	4	1	1	36	23	55	52	3	1	-	-	117	81
Manufacture of paper and paper products.....	3	-	-	-	-	-	5	6	-	-	-	-	8	6
Publishing and printing services.....	19	4	1	1	36	23	50	46	3	1	-	-	109	75
MANUFACTURE OF CHEMICALS AND CHEMICAL PRODUCTS.....	9	6	4	2	3	1	30	18	-	-	-	-	46	27
Manufacture of basic chemicals, except fertilizers and nitrogen compounds.....	-	-	-	-	-	-	3	-	-	-	-	-	3	-
Manufacture of paints, varnishes and mastics .....	-	-	1	1	3	1	9	6	-	-	-	-	13	8

NUMBER OF OWNERS OF PRIVATE ESTABLISHMENTS BY FORM OF OWNERSHIP, SEX AND INDUSTRIAL GROUP  
2001/2002 (1994 E.F.Y)

TABLE 4.7 (Contd..)

INDUSTRIAL GROUP	FORM OF OWNERSHIP AND SEX													
	INDIVIDUAL OWNERSHIP		PARTNER-SHIP		SHARE COMPANY		PRIVATE LIMITED COMPANY		CO-OPERATIVES		OTHERS		TOTAL ESTAB.	
	MALE	FEMALE	MALE	FEMALE	MALE	FEMALE	MALE	FEMALE	MALE	FEMALE	MALE	FEMALE	MALE	FEMALE
Manufacture of pharmaceuticals, medicinal chemicals and botanical products.....	-	1	-	-	-	-	6	5	-	-	-	-	6	6
Manufacture of soap and detergents cleaning and polishing, perfumes and toilet preparations.....	9	5	2	-	-	-	9	3	-	-	-	-	20	8
Manufacture of chemical products n.e.c. ....	-	-	1	1	-	-	3	4	-	-	-	-	4	5
MANUFACTURE OF RUBBER AND PLASTIC PROCDUCTS.....	11	2	2	2	13	3	45	25	-	-	-	-	71	32
Manufacture of rubber products.....	1	-	-	-	4	2	6	7	-	-	-	-	11	9
Manufacture of plastic products.....	10	2	2	2	9	1	39	18	-	-	-	-	60	23
MANUFACTURE OF OTHER NON-METALLIC MINERAL PRODUCTS ...	43	15	12	4	3	2	14	7	19	50	-	-	91	78
Manufacture of glass and glass products.....	1	-	-	-	-	-	-	-	-	-	-	-	1	-
Manufacture of structural clay products .....	2	1	2	-	-	-	-	-	-	-	-	-	4	1
Manufacture of cement, lime and plaster .....	1	1	-	-	-	-	1	3	-	-	-	-	2	4
Manufacture of articles of concrete, cement and plaster .....	34	12	10	4	3	2	10	4	19	50	-	-	76	72
Manufacture of non-metallic mineral products n.e.c..	5	1	-	-	-	-	3	-	-	-	-	-	8	1
MANUFACTURE OF BASIC IRON AND STEEL.....	2	-	1	1	-	-	13	5	-	-	-	-	16	6
Manufacture of basic iron and steel.....	2	-	1	1	-	-	13	5	-	-	-	-	16	6
MANUFACTURE OF FABRICATED METAL PRODUCTS EXCEPT MACHINERY AND EQUIPMENT .....	32	2	48	2	15	8	22	17	21	-	2	-	140	29
Manufacture of structural metal products, tanks, reservoirs and containers of metal .....	23	-	44	2	3	1	8	6	-	-	-	-	78	9
Manufacture of cutlery, hand tools and general hardware .....	3	1	-	-	2	2	5	1	21	-	2	-	33	4
Manufacture of other fabricated metal products .....	6	1	4	-	10	5	9	10	-	-	-	-	29	16
MANUFACTURE OF MACHINERY AND EQUIPMENT N.E.C. ....	3	1	-	-	3	1	4	7	-	-	-	-	10	9
Manufacture of pumps, compressors, taps and valves..	-	-	-	-	-	-	-	-	-	-	-	-	-	-
Manufacture of ovens, furnaces and furnace burners..	1	1	-	-	3	1	1	4	-	-	-	-	5	6
Manufacture of other general purpose machinery.....	-	-	-	-	-	-	-	-	-	-	-	-	-	-
Manufacture of machinery for food and beverage processing .....	2	-	-	-	-	-	2	2	-	-	-	-	4	2
Manufacture of accumulators, primary cells and and primary batteries .....	-	-	-	-	-	-	1	1	-	-	-	-	1	1
MANUFACTURE OF MOTOR VEHICLES,TRAILERS & SEMI-TRAILERS	1	-	4	4	-	-	1	1	-	-	-	-	6	5
Manufacture of bodies for motor vehicles.....	1	-	-	-	-	-	1	1	-	-	-	-	2	1
Manufacture of parts and accessories for motor vehicles and their engines.....	-	-	4	4	-	-	-	-	-	-	-	-	4	4
MANUFACTURE OF FURNITURE; MANUFACTURING N.E.C. ....	95	9	17	6	5	3	43	19	131	5	-	-	291	42
Manufacture of furniture; manufacturing n.e.c.....	95	9	17	6	5	3	43	19	131	5	-	-	291	42
T O T A L	368	85	131	46	104	48	427	272	249	73	10	1	1,289	525

NUMBER OF ESTABLISHMENTS WITH AND WITHOUT BOOKS OF ACCOUNTS BY THE CALENDAR YEAR  
THEIR BOOKS OF ACCOUNTS ARE KEPT AND INDUSTRIAL GROUP - PUBLIC AND PRIVATE  
2001/2002 (1994 E.F.Y)

TABLE 4.8

INDUSTRIAL GROUP	NO. OF ESTABLISHMENTS WITH BOOKS OF ACCOUNTS					ESTAB. WITH NO BOOKS OF ACCOUNTS	GRAND TOTAL
	ETHIOPIAN BUDGET YEAR	ETHIOPIAN CALENDAR YEAR	GREGORIAN CALENDAR YEAR	OTHERS	TOTAL		
MANUFACTURE OF FOOD PRODUCTS AND BEVERAGES.....	148	-	8	2	158	124	282
Production, processing and preserving of meat, fruit and vegetables .....	8	-	-	1	9	-	9
Manufacture of vegetable and animal oils and fats...	14	-	-	-	14	16	30
Manufacture of dairy products .....	2	-	-	-	2	-	2
Manufacture of grain mill products .....	32	-	4	-	36	24	60
Manufacture of prepared animal feeds .....	2	-	-	-	2	1	3
Manufacture of bakery products .....	52	-	-	-	52	72	124
Manufacture of sugar and sugar confectionery .....	5	-	-	-	5	7	12
Manufacture of macaroni and spaghetti.....	3	-	-	-	3	-	3
Manufacture of food products n.e.c. ....	6	-	-	-	6	3	9
Distilling, rectifying and blending of spirits .....	10	-	-	-	10	1	11
Manufacture of wines .....	1	-	-	-	1	-	1
Manufacture of malt liquors and malt .....	5	-	2	-	7	-	7
Manufacture of soft drinks & production of mineral waters .....	8	-	2	1	11	-	11
MANUFACTURE OF TOBACCO PRODUCTS .....	1	-	-	-	1	-	1
Manufacture of tobacco products.....	1	-	-	-	1	-	1
MANUFACTURE OF TEXTILES .....	29	-	-	2	31	5	36
Spinning, weaving and finishing of textiles .....	24	-	-	2	26	1	27
Manufacture of cordage, rope, twine and netting .....	2	-	-	-	2	-	2
Knitting mills .....	3	-	-	-	3	4	7
MANUFACTURE OF WEARING APPAREL, EXCEPT FUR APPAREL....	18	1	-	-	19	10	29
Manufacture of wearing apparel except fur apparel...	18	1	-	-	19	10	29
TANNING AND DRESSING OF LEATHER; MANUFACTURE OF FOOTWEAR, LUGGAGE AND HANDBAGS .....	39	-	2	3	44	8	52
Tanning and dressing of leather, luggage and handbags	12	-	-	2	14	-	14
Manufacture of footwear.....	27	-	2	1	30	8	38
MANUFACTURE OF WOOD AND OF PRODUCTS OF WOOD AND CORK, EXCEPT FURNITURE .....	10	-	-	-	10	11	21
Manufacture of wood and of products of wood and cork, except furniture.....	10	-	-	-	10	11	21
MANUFACTURE OF PAPER, PAPER PRODUCTS AND PRINTING ....	51	-	5	3	59	14	73
Manufacture of paper and paper products.....	7	-	-	-	7	-	7
Publishing and printing services.....	44	-	5	3	52	14	66
MANUFACTURE OF CHEMICALS AND CHEMICAL PRODUCTS.....	30	1	4	2	37	4	41
Manufacture of basic chemicals, except fertilizers and nitrogen compounds.....	5	-	-	-	5	-	5
Manufacture of paints, varnishes and mastics .....	9	-	-	-	9	-	9

NUMBER OF ESTABLISHMENTS WITH AND WITHOUT BOOKS OF ACCOUNTS BY THE CALENDAR YEAR  
THEIR BOOKS OF ACCOUNTS ARE KEPT AND INDUSTRIAL GROUP - PUBLIC AND PRIVATE  
2001/2002 (1994 E.F.Y)

TABLE 4.8 (Contd..)

INDUSTRIAL GROUP	NO. OF ESTABLISHMENTS WITH BOOKS OF ACCOUNTS					ESTAB. WITH NO BOOKS OF ACCOUNTS	GRAND TOTAL
	ETHIOPIAN BUDGET YEAR	ETHIOPIAN CALENDAR YEAR	GREGORIAN CALENDAR YEAR	OTHERS	TOTAL		
Manufacture of pharmaceuticals, medicinal chemicals and botanical products.....	5	-	1	-	6	-	6
Manufacture of soap and detergents cleaning and polishing, perfumes and toilet preparations.....	7	1	2	2	12	4	16
Manufacture of chemical products n.e.c. ....	4	-	1	-	5	-	5
MANUFACTURE OF RUBBER AND PLASTIC PRODUCTS.....	29	-	4	1	34	5	39
Manufacture of rubber products.....	4	-	1	-	5	-	5
Manufacture of plastic products.....	25	-	3	1	29	5	34
MANUFACTURE OF OTHER NON-METALLIC MINERAL PRODUCTS ...	32	-	2	-	34	66	100
Manufacture of glass and glass products.....	1	-	-	-	1	1	2
Manufacture of structural clay products .....	4	-	-	-	4	3	7
Manufacture of cement, lime and plaster .....	6	-	-	-	6	2	8
Manufacture of articles of concrete, cement and plaster .....	14	-	1	-	15	54	69
Manufacture of non-metallic mineral products n.e.c..	7	-	1	-	8	6	14
MANUFACTURE OF BASIC IRON AND STEEL.....	10	-	1	-	11	-	11
Manufacture of basic iron and steel.....	10	-	1	-	11	-	11
MANUFACTURE OF FABRICATED METAL PRODUCTS EXCEPT MACHINERY AND EQUIPMENT .....	26	-	5	-	31	30	61
Manufacture of structural metal products, tanks, reservoirs and containers of metal .....	9	-	2	-	11	21	32
Manufacture of cutlery, hand tools and general hardware .....	4	-	2	-	6	6	12
Manufacture of other fabricated metal products .....	13	-	1	-	14	3	17
MANUFACTURE OF MACHINERY AND EQUIPMENT N.E.C. ....	4	-	-	-	4	4	8
Manufacture of pumps, compressors, taps and valves..	-	-	-	-	-	-	-
Manufacture of ovens, furnaces and furnace burners..	2	-	-	-	2	2	4
Manufacture of other general purpose machinery.....	-	-	-	-	-	-	-
Manufacture of machinery for food and beverage processing .....	1	-	-	-	1	2	3
Manufacture of accumulators, primary cells and and primary batteries .....	1	-	-	-	1	-	1
MANUFACTURE OF MOTOR VEHICLES, TRAILERS & SEMI-TRAILERS	7	-	-	-	7	-	7
Manufacture of bodies for motor vehicles.....	6	-	-	-	6	-	6
Manufacture of parts and accessories for motor vehicles and their engines.....	1	-	-	-	1	-	1
MANUFACTURE OF FURNITURE; MANUFACTURING N.E.C. ....	34	1	4	-	39	109	148
Manufacture of furniture; manufacturing n.e.c.....	34	1	4	-	39	109	148
T O T A L	468	3	35	13	519	390	909

NUMBER OF ESTABLISHMENTS WITH AND WITHOUT BOOKS OF ACCOUNTS BY THE CALENDAR YEAR  
THEIR BOOKS OF ACCOUNTS ARE KEPT AND INDUSTRIAL GROUP - PUBLIC  
2001/2002 (1994 E.F.Y)

TABLE 4.9

INDUSTRIAL GROUP	NO. OF ESTABLISHMENTS WITH BOOKS OF ACCOUNTS					ESTAB. WITH NO BOOKS OF ACCOUNTS	GRAND TOTAL
	ETHIOPIAN BUDGET YEAR	ETHIOPIAN CALENDAR YEAR	GREGORIAN CALENDAR YEAR	OTHERS	TOTAL		
MANUFACTURE OF FOOD PRODUCTS AND BEVERAGES.....	43	-	-	-	43	-	43
Production, processing and preserving of meat, fruit and vegetables .....	3	-	-	-	3	-	3
Manufacture of vegetable and animal oils and fats...	5	-	-	-	5	-	5
Manufacture of dairy products .....	1	-	-	-	1	-	1
Manufacture of grain mill products .....	8	-	-	-	8	-	8
Manufacture of prepared animal feeds .....	1	-	-	-	1	-	1
Manufacture of bakery products .....	6	-	-	-	6	-	6
Manufacture of sugar and sugar confectionery .....	4	-	-	-	4	-	4
Manufacture of macaroni and spaghetti.....	3	-	-	-	3	-	3
Manufacture of food products n.e.c. ....	1	-	-	-	1	-	1
Distilling, rectifying and blending of spirits .....	4	-	-	-	4	-	4
Manufacture of wines .....	1	-	-	-	1	-	1
Manufacture of malt liquors and malt .....	4	-	-	-	4	-	4
Manufacture of soft drinks & production of mineral waters .....	2	-	-	-	2	-	2
MANUFACTURE OF TOBACCO PRODUCTS .....	1	-	-	-	1	-	1
Manufacture of tobacco products.....	1	-	-	-	1	-	1
MANUFACTURE OF TEXTILES .....	19	-	-	-	19	-	19
Spinning, weaving and finishing of textiles .....	17	-	-	-	17	-	17
Manufacture of cordage, rope, twine and netting ....	2	-	-	-	2	-	2
Knitting mills .....	-	-	-	-	-	-	-
MANUFACTURE OF WEARING APPAREL, EXCEPT FUR APPAREL....	4	-	-	-	4	-	4
Manufacture of wearing apparel except fur apparel...	4	-	-	-	4	-	4
TANNING AND DRESSING OF LEATHER; MANUFACTURE OF FOOTWEAR, LUGGAGE AND HANDBAGS .....	7	-	-	-	7	-	7
Tanning and dressing of leather, luggage and handbags	4	-	-	-	4	-	4
Manufacture of footwear.....	3	-	-	-	3	-	3
MANUFACTURE OF WOOD AND OF PRODUCTS OF WOOD AND CORK, EXCEPT FURNITURE .....	8	-	-	-	8	-	8
Manufacture of wood and of products of wood and cork, except furniture.....	8	-	-	-	8	-	8
MANUFACTURE OF PAPER, PAPER PRODUCTS AND PRINTING ....	9	-	-	-	9	-	9
Manufacture of paper and paper products.....	2	-	-	-	2	-	2
Publishing and printing services.....	7	-	-	-	7	-	7
MANUFACTURE OF CHEMICALS AND CHEMICAL PRODUCTS.....	11	-	-	-	11	-	11
Manufacture of basic chemicals, except fertilizers and nitrogen compounds.....	4	-	-	-	4	-	4
Manufacture of paints, varnishes and mastics .....	2	-	-	-	2	-	2

NUMBER OF ESTABLISHMENTS WITH AND WITHOUT BOOKS OF ACCOUNTS BY THE CALENDAR YEAR  
THEIR BOOKS OF ACCOUNTS ARE KEPT AND INDUSTRIAL GROUP - PUBLIC  
2001/2002 (1994 E.F.Y)

TABLE 4.9 (Contd..)

INDUSTRIAL GROUP	NO. OF ESTABLISHMENTS WITH BOOKS OF ACCOUNTS					ESTAB. WITH NO BOOKS OF ACCOUNTS	GRAND TOTAL
	ETHIOPIAN BUDGET YEAR	ETHIOPIAN CALENDAR YEAR	GREGORIAN CALENDAR YEAR	OTHERS	TOTAL		
Manufacture of pharmaceuticals, medicinal chemicals and botanical products.....	1	-	-	-	1	-	1
Manufacture of soap and detergents cleaning and polishing, perfumes and toilet preparations.....	2	-	-	-	2	-	2
Manufacture of chemical products n.e.c. ....	2	-	-	-	2	-	2
MANUFACTURE OF RUBBER AND PLASTIC PRODUCTS.....	5	-	-	-	5	-	5
Manufacture of rubber products.....	1	-	-	-	1	-	1
Manufacture of plastic products.....	4	-	-	-	4	-	4
MANUFACTURE OF OTHER NON-METALLIC MINERAL PRODUCTS ...	21	-	-	-	21	-	21
Manufacture of glass and glass products.....	1	-	-	-	1	-	1
Manufacture of structural clay products .....	3	-	-	-	3	-	3
Manufacture of cement, lime and plaster .....	5	-	-	-	5	-	5
Manufacture of articles of concrete, cement and plaster .....	7	-	-	-	7	-	7
Manufacture of non-metallic mineral products n.e.c..	5	-	-	-	5	-	5
MANUFACTURE OF BASIC IRON AND STEEL.....	3	-	-	-	3	-	3
Manufacture of basic iron and steel.....	3	-	-	-	3	-	3
MANUFACTURE OF FABRICATED METAL PRODUCTS EXCEPT MACHINERY AND EQUIPMENT .....	5	-	-	-	5	-	5
Manufacture of structural metal products, tanks, reservoirs and containers of metal .....	-	-	-	-	-	-	-
Manufacture of cutlery, hand tools and general hardware .....	2	-	-	-	2	-	2
Manufacture of other fabricated metal products .....	3	-	-	-	3	-	3
MANUFACTURE OF MACHINERY AND EQUIPMENT N.E.C. ....	-	-	-	-	-	-	-
Manufacture of pumps, compressors, taps and valves..	-	-	-	-	-	-	-
Manufacture of ovens, furnaces and furnace burners..	-	-	-	-	-	-	-
Manufacture of other general purpose machinery.....	-	-	-	-	-	-	-
Manufacture of machinery for food and beverage processing .....	-	-	-	-	-	-	-
Manufacture of accumulators, primary cells and and primary batteries .....	-	-	-	-	-	-	-
MANUFACTURE OF MOTOR VEHICLES, TRAILERS & SEMI-TRAILERS	2	-	-	-	2	-	2
Manufacture of bodies for motor vehicles.....	2	-	-	-	2	-	2
Manufacture of parts and accessories for motor vehicles and their engines.....	-	-	-	-	-	-	-
MANUFACTURE OF FURNITURE; MANUFACTURING N.E.C. ....	5	-	-	-	5	-	5
Manufacture of furniture; manufacturing n.e.c.....	5	-	-	-	5	-	5
T O T A L	143	-	-	-	143	-	143



NUMBER OF ESTABLISHMENTS WITH AND WITHOUT BOOKS OF ACCOUNTS BY THE CALENDAR YEAR  
THEIR BOOKS OF ACCOUNTS ARE KEPT AND INDUSTRIAL GROUP - PRIVATE  
2001/2002 (1994 E.F.Y)

TABLE 4.10

INDUSTRIAL GROUP	NO. OF ESTABLISHMENTS WITH BOOKS OF ACCOUNTS					ESTAB. WITH NO BOOKS OF ACCOUNT	GRAND TOTAL
	ETHIOPIAN BUDGET YEAR	ETHIOPIAN CALENDAR YEAR	GREGORIAN CALENDAR YEAR	OTHERS	TOTAL		
MANUFACTURE OF FOOD PRODUCTS AND BEVERAGES.....	105	-	8	2	115	124	239
Production, processing and preserving of meat, fruit and vegetables .....	5	-	-	1	6	-	6
Manufacture of vegetable and animal oils and fats...	9	-	-	-	9	16	25
Manufacture of dairy products .....	1	-	-	-	1	-	1
Manufacture of grain mill products .....	24	-	4	-	28	24	52
Manufacture of prepared animal feeds .....	1	-	-	-	1	1	2
Manufacture of bakery products .....	46	-	-	-	46	72	118
Manufacture of sugar and sugar confectionery .....	1	-	-	-	1	7	8
Manufacture of macaroni and spaghetti.....	-	-	-	-	-	-	-
Manufacture of food products n.e.c. ....	5	-	-	-	5	3	8
Distilling, rectifying and blending of spirits .....	6	-	-	-	6	1	7
Manufacture of wines .....	-	-	-	-	-	-	-
Manufacture of malt liquors and malt .....	1	-	2	-	3	-	3
Manufacture of soft drinks & production of mineral waters .....	6	-	2	1	9	-	9
MANUFACTURE OF TOBACCO PRODUCTS .....	-	-	-	-	-	-	-
Manufacture of tobacco products.....	-	-	-	-	-	-	-
MANUFACTURE OF TEXTILES .....	10	-	-	2	12	5	17
Spinning, weaving and finishing of textiles .....	7	-	-	2	9	1	10
Manufacture of cordage, rope, twine and netting ....	-	-	-	-	-	-	-
Knitting mills .....	3	-	-	-	3	4	7
MANUFACTURE OF WEARING APPAREL, EXCEPT FUR APPAREL....	14	1	-	-	15	10	25
Manufacture of wearing apparel except fur apparel....	14	1	-	-	15	10	25
TANNING AND DRESSING OF LEATHER; MANUFACTURE OF FOOTWEAR, LUGGAGE AND HANDBAGS .....	32	-	2	3	37	8	45
Tanning and dressing of leather, luggage and handbags	8	-	-	2	10	-	10
Manufacture of footwear.....	24	-	2	1	27	8	35
MANUFACTURE OF WOOD AND OF PRODUCTS OF WOOD AND CORK, EXCEPT FURNITURE .....	2	-	-	-	2	11	13
Manufacture of wood and of products of wood and cork, except furniture.....	2	-	-	-	2	11	13
MANUFACTURE OF PAPER, PAPER PRODUCTS AND PRINTING ....	42	-	5	3	50	14	64
Manufacture of paper and paper products.....	5	-	-	-	5	-	5
Publishing and printing services.....	37	-	5	3	45	14	59
MANUFACTURE OF CHEMICALS AND CHEMICAL PRODUCTS.....	19	1	4	2	26	4	30
Manufacture of basic chemicals, except fertilizers and nitrogen compounds.....	1	-	-	-	1	-	1
Manufacture of paints, varnishes and mastics .....	7	-	-	-	7	-	7

NUMBER OF ESTABLISHMENTS WITH AND WITHOUT BOOKS OF ACCOUNTS BY THE CALENDAR YEAR  
THEIR BOOKS OF ACCOUNTS ARE KEPT AND INDUSTRIAL GROUP - PRIVATE  
2001/2002 (1994 E.F.Y)

TABLE 4.10 (Contd..)

INDUSTRIAL GROUP	NO. OF ESTABLISHMENTS WITH BOOKS OF ACCOUNTS					ESTAB. WITH NO BOOKS OF ACCOUNT	GRAND TOTAL
	ETHIOPIAN BUDGET YEAR	ETHIOPIAN CALENDAR YEAR	GREGORIAN CALENDAR YEAR	OTHERS	TOTAL		
Manufacture of pharmaceuticals, medicinal chemicals and botanical products.....	4	-	1	-	5	-	5
Manufacture of soap and detergents cleaning and polishing, perfumes and toilet preparations.....	5	1	2	2	10	4	14
Manufacture of chemical products n.e.c. ....	2	-	1	-	3	-	3
MANUFACTURE OF RUBBER AND PLASTIC PRODUCTS.....	24	-	4	1	29	5	34
Manufacture of rubber products.....	3	-	1	-	4	-	4
Manufacture of plastic products.....	21	-	3	1	25	5	30
MANUFACTURE OF OTHER NON-METALLIC MINERAL PRODUCTS ...	11	-	2	-	13	66	79
Manufacture of glass and glass products.....	-	-	-	-	-	1	1
Manufacture of structural clay products .....	1	-	-	-	1	3	4
Manufacture of cement, lime and plaster .....	1	-	-	-	1	2	3
Manufacture of articles of concrete, cement and plaster .....	7	-	1	-	8	54	62
Manufacture of non-metallic mineral products n.e.c..	2	-	1	-	3	6	9
MANUFACTURE OF BASIC IRON AND STEEL.....	7	-	1	-	8	-	8
Manufacture of basic iron and steel.....	7	-	1	-	8	-	8
MANUFACTURE OF FABRICATED METAL PRODUCTS EXCEPT MACHINERY AND EQUIPMENT .....	21	-	5	-	26	30	56
Manufacture of structural metal products, tanks, reservoirs and containers of metal .....	9	-	2	-	11	21	32
Manufacture of cutlery, hand tools and general hardware .....	2	-	2	-	4	6	10
Manufacture of other fabricated metal products .....	10	-	1	-	11	3	14
MANUFACTURE OF MACHINERY AND EQUIPMENT N.E.C. ....	4	-	-	-	4	4	8
Manufacture of pumps, compressors, taps and valves..	-	-	-	-	-	-	-
Manufacture of ovens, furnaces and furnace burners..	2	-	-	-	2	2	4
Manufacture of other general purpose machinery.....	-	-	-	-	-	-	-
Manufacture of machinery for food and beverage processing .....	1	-	-	-	1	2	3
Manufacture of accumulators, primary cells and and primary batteries .....	1	-	-	-	1	-	1
MANUFACTURE OF MOTOR VEHICLES, TRAILERS & SEMI-TRAILERS	5	-	-	-	5	-	5
Manufacture of bodies for motor vehicles.....	4	-	-	-	4	-	4
Manufacture of parts and accessories for motor vehicles and their engines.....	1	-	-	-	1	-	1
MANUFACTURE OF FURNITURE; MANUFACTURING N.E.C. ....	29	1	4	-	34	109	143
Manufacture of furniture; manufacturing n.e.c.....	29	1	4	-	34	109	143
T O T A L	325	3	35	13	376	390	766

NUMBER OF PERSONS ENGAGED BY SEX, NATIONALITY, TOTAL WAGES AND SALARIES  
AND INDUSTRIAL GROUP - PUBLIC AND PRIVATE 2001/2002 (1994 E.F.Y)

TABLE 4.11

INDUSTRIAL GROUP	NO.OF ESTAB.	NO. OF PERSONS ENGAGED				NO. OF EMPLOY.	1 WAGES AND SALARIES(IN'000 BIRR)			
		ETHIOPIANS		FOREIG- NERS	TOTAL		ETHIOPIANS		FOREIG- NERS	TOTAL
		MALE	FEMALE				MALE	FEMALE		
MANUFACTURE OF FOOD PRODUCTS AND BEVERAGES.....	282	23,399	5,654	80	29,133	28,860	190,890	40,613	665	269,470
Production, processing and preserving of meat, fruit and vegetables .....	9	1,695	536	-	2,231	2,231	9,457	4,568	-	17,105
Manufacture of vegetable and animal oils and fats...	30	1,039	168	-	1,207	1,175	5,980	1,359	-	7,729
Manufacture of dairy products .....	2	531	117	-	648	648	2,603	756	-	3,377
Manufacture of grain mill products .....	60	2,970	675	1	3,646	3,601	16,643	3,810	-	21,447
Manufacture of prepared animal feeds .....	3	132	30	-	162	162	405	292	-	705
Manufacture of bakery products .....	124	2,766	1,323	1	4,090	3,926	11,765	5,059	-	17,520
Manufacture of sugar and sugar confectionery .....	12	6,429	501	-	6,930	6,916	68,596	5,493	-	85,650
Manufacture of macaroni and spaghetti.....	3	288	116	72	476	476	2,697	637	-	3,528
Manufacture of food products n.e.c. ....	9	708	105	-	813	809	3,970	538	-	4,695
Distilling, rectifying and blending of spirits .....	11	534	365	-	899	885	5,087	2,085	-	9,294
Manufacture of wines .....	1	363	171	-	534	534	2,845	898	-	3,795
Manufacture of malt liquors and malt .....	7	2,817	628	4	3,449	3,449	25,888	6,374	405	41,141
Manufacture of soft drinks & production of mineral waters .....	11	3,127	919	2	4,048	4,048	34,954	8,742	260	53,485
MANUFACTURE OF TOBACCO PRODUCTS .....	1	465	327	-	792	792	3,251	6,996	-	13,692
Manufacture of tobacco products.....	1	465	327	-	792	792	3,251	6,996	-	13,692
MANUFACTURE OF TEXTILES .....	36	13,242	9,120	26	22,388	22,373	68,775	42,960	1,932	119,311
Spinning, weaving and finishing of textiles .....	27	11,752	8,031	26	19,809	19,807	61,105	39,131	1,932	106,879
Manufacture of cordage, rope, twine and netting ....	2	1,384	1,010	-	2,394	2,394	7,492	3,697	-	12,121
Knitting mills .....	7	106	79	-	185	172	177	133	-	311
MANUFACTURE OF WEARING APPAREL, EXCEPT FUR APPAREL....	29	1,216	2,494	6	3,716	3,681	5,890	9,527	468	16,707
Manufacture of wearing apparel except fur apparel....	29	1,216	2,494	6	3,716	3,681	5,890	9,527	468	16,707
TANNING AND DRESSING OF LEATHER; MANUFACTURE OF FOOTWEAR, LUGGAGE AND HANDBAGS .....	52	4,839	1,913	5	6,757	6,740	34,718	10,764	122	61,145
Tanning and dressing of leather, luggage and handbags	14	2,865	744	2	3,611	3,608	23,509	5,707	78	43,644
Manufacture of footwear.....	38	1,974	1,169	3	3,146	3,132	11,209	5,057	44	17,501
MANUFACTURE OF WOOD AND OF PRODUCTS OF WOOD AND CORK, EXCEPT FURNITURE .....	21	1,111	218	-	1,329	1,313	5,385	1,169	-	7,312
Manufacture of wood and of products of wood and cork, except furniture.....	21	1,111	218	-	1,329	1,313	5,385	1,169	-	7,312
MANUFACTURE OF PAPER, PAPER PRODUCTS AND PRINTING.....	73	3,850	2,322	7	6,179	6,142	30,263	17,456	210	52,577
Manufacture of paper and paper products.....	7	1,125	444	-	1,569	1,566	8,137	3,147	-	12,090
Publishing and printing services.....	66	2,725	1,878	7	4,610	4,576	22,127	14,309	210	40,487
MANUFACTURE OF CHEMICALS AND CHEMICAL PRODUCTS.....	41	3,716	1,363	-	5,079	5,072	24,102	8,258	-	37,282
Manufacture of basic chemicals, except fertilizers and nitrogen compounds.....	5	1,315	121	-	1,436	1,436	7,999	827	-	9,986
Manufacture of paints, varnishes and mastics .....	9	452	129	-	581	581	3,523	967	-	5,149

1. Details may not add to row total, because the total include other benefits paid to persons not classified by sex and nationality.

NUMBER OF PERSONS ENGAGED BY SEX, NATIONALITY, TOTAL WAGES AND SALARIES  
AND INDUSTRIAL GROUP - PUBLIC AND PRIVATE 2001/2002 (1994 E.F.Y)

TABLE 4.11 (Contd..)

INDUSTRIAL GROUP	NO.OF ESTAB.	NO. OF PERSONS ENGAGED				NO. OF EMPLOY.	1 WAGES AND SALARIES(IN'000 BIRR)			
		ETHIOPIANS		FOREIG- NERS	TOTAL		ETHIOPIANS		FOREIG- NERS	TOTAL
		MALE	FEMALE				MALE	FEMALE		
Manufacture of pharmaceuticals, medicinal chemicals and botanical products.....	6	589	500	-	1,089	1,089	5,637	3,714	-	11,626
Manufacture of soap and detergents cleaning and polishing, perfumes and toilet preparations.....	16	1,209	507	-	1,716	1,712	5,905	2,160	-	8,662
Manufacture of chemical products n.e.c. ....	5	151	106	-	257	254	1,037	590	-	1,860
MANUFACTURE OF RUBBER AND PLASTIC PROCDUCTS.....	39	3,088	1,238	5	4,331	4,326	21,715	6,733	114	32,191
Manufacture of rubber products.....	5	907	165	-	1,072	1,071	10,925	2,057	-	13,903
Manufacture of plastic products.....	34	2,181	1,073	5	3,259	3,255	10,791	4,676	114	18,288
MANUFACTURE OF OTHER NON-METALLIC MINERAL PRODUCTS ...	100	7,321	1,033	-	8,354	8,232	43,847	6,956	-	57,176
Manufacture of glass and glass products.....	2	347	85	-	432	430	1,926	832	-	2,982
Manufacture of structural clay products .....	7	611	94	-	705	702	2,435	627	-	3,101
Manufacture of cement, lime and plaster .....	8	2,354	207	-	2,561	2,558	19,181	2,103	-	25,175
Manufacture of articles of concrete, cement and plaster .....	69	2,087	324	-	2,411	2,303	9,240	1,117	-	10,569
Manufacture of non-metallic mineral products n.e.c..	14	1,922	323	-	2,245	2,239	11,065	2,277	-	15,350
MANUFACTURE OF BASIC IRON AND STEEL.....	11	1,236	210	3	1,449	1,448	11,902	1,832	372	16,829
Manufacture of basic iron and steel.....	11	1,236	210	3	1,449	1,448	11,902	1,832	372	16,829
MANUFACTURE OF FABRICATED METAL PRODUCTS EXCEPT MACHINERY AND EQUIPMENT .....	61	2,348	451	9	2,808	2,740	15,648	3,159	386	20,182
Manufacture of structural metal products, tanks, reservoirs and containers of metal .....	32	634	70	6	710	676	2,919	352	118	3,697
Manufacture of cutlery, hand tools and general hardware .....	12	539	130	1	670	638	2,618	610	148	3,591
Manufacture of other fabricated metal products .....	17	1,175	251	2	1,428	1,426	10,110	2,197	120	12,895
MANUFACTURE OF MACHINERY AND EQUIPMENT N.E.C. ....	8	174	23	5	202	190	814	82	97	1,051
Manufacture of pumps, compressors, taps and valves..	-	-	-	-	-	-	-	-	-	-
Manufacture of ovens, furnaces and furnace burners..	4	75	14	2	91	82	266	50	24	361
Manufacture of other general purpose machinery.....	-	-	-	-	-	-	-	-	-	-
Manufacture of machinery for food and beverage processing .....	3	78	7	3	88	87	479	25	73	612
Manufacture of accumulators, primary cells and and primary battries .....	1	21	2	-	23	21	70	7	-	77
MANUFACTURE OF MOTOR VEHICLES,TRAILERS & SEMI-TRAILERS	7	938	144	5	1,087	1,082	9,117	1,709	452	13,023
Manufacture of bodies for motor vehicles.....	6	875	132	5	1,012	1,009	8,540	1,616	452	12,354
Manufacture of parts and accessories for motor vehicles and their engines.....	1	63	12	-	75	73	577	93	-	669
MANUFACTURE OF FURNITURE; MANUFACTURING N.E.C. ....	148	4,710	661	11	5,382	5,145	19,649	4,340	373	25,414
Manufacture of furniture; manufacturing n.e.c.....	148	4,710	661	11	5,382	5,145	19,649	4,340	373	25,414
T O T A L	909	71,653	27,171	162	98,986	98,136	485,966	162,555	5,189	743,362

1. Details may not add to row total, because the total include other benifits paid to persons not classified by sex and nationality.

NUMBER OF PERSONS ENGAGED BY SEX, NATIONALITY, TOTAL WAGES AND SALARIES  
AND INDUSTRIAL GROUP - PUBLIC 2001/2002 (1994 E.F.Y)

TABLE 4.12

INDUSTRIAL GROUP	NO.OF ESTAB.	NO. OF PERSONS ENGAGED				NO. OF EMPLOY.	1 WAGES AND SALARIES(IN'000 BIRR)				
		ETHIOPIANS		FOREIG- NERS	TOTAL		ETHIOPIANS		FOREIG- NERS	TOTAL	
		MALE	FEMALE				MALE	FEMALE			
MANUFACTURE OF FOOD PRODUCTS AND BEVERAGES.....	43	13,988	2,703	72	16,763	16,763	124,945	24,554	-	174,129	
Production, processing and preserving of meat, fruit and vegetables .....	3	766	77	-	843	843	2,403	1,566	-	6,146	
Manufacture of vegetable and animal oils and fats...	5	541	116	-	657	657	4,127	1,228	-	5,684	
Manufacture of dairy products .....	1	410	97	-	507	507	1,721	593	-	2,332	
Manufacture of grain mill products .....	8	1,088	284	-	1,372	1,372	7,548	2,014	-	10,252	
Manufacture of prepared animal feeds .....	1	74	16	-	90	90	166	248	-	421	
Manufacture of bakery products .....	6	894	353	-	1,247	1,247	5,633	2,881	-	8,819	
Manufacture of sugar and sugar confectionery .....	4	6,366	470	-	6,836	6,836	68,447	5,451	-	85,457	
Manufacture of macaroni and spaghetti.....	3	288	116	72	476	476	2,697	637	-	3,528	
Manufacture of food products n.e.c. ....	1	76	17	-	93	93	978	164	-	1,142	
Distilling, rectifying and blending of spirits .....	4	415	251	-	666	666	4,563	1,816	-	8,475	
Manufacture of wines .....	1	363	171	-	534	534	2,845	898	-	3,795	
Manufacture of malt liquors and malt .....	4	2,020	509	-	2,529	2,529	18,903	5,258	-	30,065	
Manufacture of soft drinks & production of mineral waters .....	2	687	226	-	913	913	4,915	1,800	-	8,014	
MANUFACTURE OF TOBACCO PRODUCTS .....	1	465	327	-	792	792	3,251	6,996	-	13,692	
Manufacture of tobacco products.....	1	465	327	-	792	792	3,251	6,996	-	13,692	
MANUFACTURE OF TEXTILES .....	19	9,733	5,842	26	15,601	15,601	50,934	26,516	1,932	82,696	
Spinning, weaving and finishing of textiles .....	17	8,349	4,832	26	13,207	13,207	43,442	22,819	1,932	70,575	
Manufacture of cordage, rope, twine and netting .....	2	1,384	1,010	-	2,394	2,394	7,492	3,697	-	12,121	
Knitting mills .....	-	-	-	-	-	-	-	-	-	-	
MANUFACTURE OF WEARING APPAREL, EXCEPT FUR APPAREL....	4	442	1,283	-	1,725	1,725	2,029	4,607	-	7,156	
Manufacture of wearing apparel except fur apparel....	4	442	1,283	-	1,725	1,725	2,029	4,607	-	7,156	
TANNING AND DRESSING OF LEATHER; MANUFACTURE OF FOOTWEAR, LUGGAGE AND HANDBAGS .....	7	2,506	1,057	-	3,563	3,563	20,192	6,958	-	31,864	
Tanning and dressing of leather, luggage and handbags	4	1,460	300	-	1,760	1,760	13,448	3,240	-	20,482	
Manufacture of footwear.....	3	1,046	757	-	1,803	1,803	6,744	3,719	-	11,383	
MANUFACTURE OF WOOD AND OF PRODUCTS OF WOOD AND CORK, EXCEPT FURNITURE .....	8	817	209	-	1,026	1,026	4,693	1,156	-	6,542	
Manufacture of wood and of products of wood and cork, except furniture.....	8	817	209	-	1,026	1,026	4,693	1,156	-	6,542	
MANUFACTURE OF PAPER, PAPER PRODUCTS AND PRINTING.....	9	2,346	1,451	-	3,797	3,797	20,897	13,199	-	37,982	
Manufacture of paper and paper products.....	2	821	327	-	1,148	1,148	6,424	2,543	-	9,580	
Publishing and printing services.....	7	1,525	1,124	-	2,649	2,649	14,474	10,656	-	28,402	
MANUFACTURE OF CHEMICALS AND CHEMICAL PRODUCTS.....	11	2,129	555	-	2,684	2,684	14,701	4,203	-	22,485	
Manufacture of basic chemicals, except fertilizers and nitrogen compounds.....	4	1,268	114	-	1,382	1,382	7,296	776	-	9,135	
Manufacture of paints, varnishes and mastics .....	2	189	56	-	245	245	1,704	458	-	2,602	

1. Details may not add to row total, because the total include other benefits paid to persons not classified by sex and nationality.

NUMBER OF PERSONS ENGAGED BY SEX, NATIONALITY, TOTAL WAGES AND SALARIES  
AND INDUSTRIAL GROUP - PUBLIC 2001/2002 (1994 E.F.Y)

TABLE 4.12 (Contd..)

INDUSTRIAL GROUP	NO.OF ESTAB.	NO. OF PERSONS ENGAGED				NO. OF EMPLOY.	1 WAGES AND SALARIES(IN'000 BIRR)			
		ETHIOPIANS		FOREIG- NERS	TOTAL		ETHIOPIANS		FOREIG- NERS	TOTAL
		MALE	FEMALE				MALE	FEMALE		
Manufacture of pharmaceuticals, medicinal chemicals and botanical products.....	1	269	228	-	497	497	3,282	1,995	-	6,851
Manufacture of soap and detergents cleaning and polishing, perfumes and toilet preparations.....	2	318	97	-	415	415	1,964	662	-	2,956
Manufacture of chemical products n.e.c. ....	2	85	60	-	145	145	455	312	-	940
MANUFACTURE OF RUBBER AND PLASTIC PROCDUCTS.....	5	1,180	341	-	1,521	1,521	13,446	3,772	-	19,926
Manufacture of rubber products.....	1	776	131	-	907	907	10,223	1,847	-	12,808
Manufacture of plastic products.....	4	404	210	-	614	614	3,223	1,926	-	7,119
MANUFACTURE OF OTHER NON-METALLIC MINERAL PRODUCTS ...	21	5,311	769	-	6,080	6,080	35,929	6,302	-	47,920
Manufacture of glass and glass products.....	1	336	84	-	420	420	1,888	832	-	2,942
Manufacture of structural clay products .....	3	481	90	-	571	571	2,092	620	-	2,750
Manufacture of cement, lime and plaster .....	5	2,316	204	-	2,520	2,520	19,028	2,096	-	25,013
Manufacture of articles of concrete, cement and plaster .....	7	897	127	-	1,024	1,024	6,220	783	-	7,200
Manufacture of non-metallic mineral products n.e.c..	5	1,281	264	-	1,545	1,545	6,700	1,971	-	10,016
MANUFACTURE OF BASIC IRON AND STEEL.....	3	906	119	-	1,025	1,025	9,577	1,332	-	12,382
Manufacture of basic iron and steel.....	3	906	119	-	1,025	1,025	9,577	1,332	-	12,382
MANUFACTURE OF FABRICATED METAL PRODUCTS EXCEPT MACHINERY AND EQUIPMENT .....	5	1,022	263	-	1,285	1,285	8,255	2,169	-	11,049
Manufacture of structural metal products, tanks, reservoirs and containers of metal .....	-	-	-	-	-	-	-	-	-	-
Manufacture of cutlery, hand tools and general hardware .....	2	302	86	-	388	388	1,658	389	-	2,242
Manufacture of other fabricated metal products .....	3	720	177	-	897	897	6,597	1,780	-	8,806
MANUFACTURE OF MACHINERY AND EQUIPMENT N.E.C. ....	-	-	-	-	-	-	-	-	-	-
Manufacture of pumps, compressors, taps and valves..	-	-	-	-	-	-	-	-	-	-
Manufacture of ovens, furnaces and furnace burners..	-	-	-	-	-	-	-	-	-	-
Manufacture of other general purpose machinery.....	-	-	-	-	-	-	-	-	-	-
Manufacture of machinery for food and beverage processing .....	-	-	-	-	-	-	-	-	-	-
Manufacture of accumulators, primary cells and and primary batteries .....	-	-	-	-	-	-	-	-	-	-
MANUFACTURE OF MOTOR VEHICLES,TRAILERS & SEMI-TRAILERS	2	284	73	3	360	357	4,133	941	380	6,297
Manufacture of bodies for motor vehicles.....	2	284	73	3	360	357	4,133	941	380	6,297
Manufacture of parts and accessories for motor vehicles and their engines.....	-	-	-	-	-	-	-	-	-	-
MANUFACTURE OF FURNITURE; MANUFACTURING N.E.C. ....	5	236	130	-	366	366	1,856	785	-	2,853
Manufacture of furniture; manufacturing n.e.c.....	5	236	130	-	366	366	1,856	785	-	2,853
T O T A L	143	41,365	15,122	101	56,588	56,585	314,838	103,490	2,311	476,974

1. Details may not add to row total, because the total include other benifits paid to persons not classified by sex and nationality.

NUMBER OF PERSONS ENGAGED BY SEX, NATIONALITY, TOTAL WAGES AND SALARIES  
AND INDUSTRIAL GROUP - PRIVATE 2001/2002 (1994 E.F.Y)

TABLE 4.13

INDUSTRIAL GROUP	NO.OF ESTAB.	NO. OF PERSONS ENGAGED				NO. OF EMPLOY.	1 WAGES AND SALARIES(IN'000 BIRR)			
		ETHIOPIANS		FOREIG- NERS	TOTAL		ETHIOPIANS		FOREIG- NERS	TOTAL
		MALE	FEMALE				MALE	FEMALE		
MANUFACTURE OF FOOD PRODUCTS AND BEVERAGES.....	239	9,411	2,951	8	12,370	12,097	65,945	16,059	665	95,341
Production, processing and preserving of meat, fruit and vegetables .....	6	929	459	-	1,388	1,388	7,053	3,003	-	10,959
Manufacture of vegetable and animal oils and fats...	25	498	52	-	550	518	1,853	131	-	2,045
Manufacture of dairy products .....	1	121	20	-	141	141	882	163	-	1,045
Manufacture of grain mill products .....	52	1,882	391	1	2,274	2,229	9,096	1,796	-	11,195
Manufacture of prepared animal feeds .....	2	58	14	-	72	72	239	45	-	284
Manufacture of bakery products .....	118	1,872	970	1	2,843	2,679	6,132	2,178	-	8,701
Manufacture of sugar and sugar confectionery .....	8	63	31	-	94	80	150	42	-	193
Manufacture of macaroni and spaghetti.....	-	-	-	-	-	-	-	-	-	-
Manufacture of food products n.e.c. ....	8	632	88	-	720	716	2,992	374	-	3,553
Distilling, rectifying and blending of spirits .....	7	119	114	-	233	219	524	269	-	819
Manufacture of wines .....	-	-	-	-	-	-	-	-	-	-
Manufacture of malt liquors and malt .....	3	797	119	4	920	920	6,985	1,116	405	11,077
Manufacture of soft drinks & production of mineral waters .....	9	2,440	693	2	3,135	3,135	30,039	6,941	260	45,470
MANUFACTURE OF TOBACCO PRODUCTS .....	-	-	-	-	-	-	-	-	-	-
Manufacture of tobacco products.....	-	-	-	-	-	-	-	-	-	-
MANUFACTURE OF TEXTILES .....	17	3,509	3,278	-	6,787	6,772	17,840	16,445	-	36,615
Spinning, weaving and finishing of textiles .....	10	3,403	3,199	-	6,602	6,600	17,663	16,312	-	36,304
Manufacture of cordage, rope, twine and netting ....	-	-	-	-	-	-	-	-	-	-
Knitting mills .....	7	106	79	-	185	172	177	133	-	311
MANUFACTURE OF WEARING APPAREL, EXCEPT FUR APPAREL....	25	774	1,211	6	1,991	1,956	3,861	4,920	468	9,550
Manufacture of wearing apparel except fur apparel...	25	774	1,211	6	1,991	1,956	3,861	4,920	468	9,550
TANNING AND DRESSING OF LEATHER; MANUFACTURE OF FOOTWEAR, LUGGAGE AND HANDBAGS .....	45	2,333	856	5	3,194	3,177	14,527	3,806	122	29,281
Tanning and dressing of leather, luggage and handbags	10	1,405	444	2	1,851	1,848	10,062	2,467	78	23,162
Manufacture of footwear.....	35	928	412	3	1,343	1,329	4,465	1,339	44	6,118
MANUFACTURE OF WOOD AND OF PRODUCTS OF WOOD AND CORK, EXCEPT FURNITURE .....	13	294	9	-	303	287	692	13	-	770
Manufacture of wood and of products of wood and cork, except furniture.....	13	294	9	-	303	287	692	13	-	770
MANUFACTURE OF PAPER, PAPER PRODUCTS AND PRINTING.....	64	1,504	871	7	2,382	2,345	9,366	4,257	210	14,596
Manufacture of paper and paper products.....	5	304	117	-	421	418	1,713	604	-	2,511
Publishing and printing services.....	59	1,200	754	7	1,961	1,927	7,653	3,653	210	12,085
MANUFACTURE OF CHEMICALS AND CHEMICAL PRODUCTS.....	30	1,587	808	-	2,395	2,388	9,401	4,055	-	14,797
Manufacture of basic chemicals, except fertilizers and nitrogen compounds.....	1	47	7	-	54	54	703	51	-	850
Manufacture of paints, varnishes and mastics .....	7	263	73	-	336	336	1,819	509	-	2,546

1. Details may not add to row total, because the total include other benefits paid to persons not classified by sex and nationality.

NUMBER OF PERSONS ENGAGED BY SEX, NATIONALITY, TOTAL WAGES AND SALARIES  
AND INDUSTRIAL GROUP - PRIVATE 2001/2002 (1994 E.F.Y)

TABLE 4.13 (Contd..)

INDUSTRIAL GROUP	NO.OF ESTAB.	NO. OF PERSONS ENGAGED				NO. OF EMPLOY.	1 WAGES AND SALARIES(IN'000 BIRR)			
		ETHIOPIANS		FOREIG- NERS	TOTAL		ETHIOPIANS		FOREIG- NERS	TOTAL
		MALE	FEMALE				MALE	FEMALE		
Manufacture of pharmaceuticals, medicinal chemicals and botanical products.....	5	320	272	-	592	592	2,355	1,720	-	4,775
Manufacture of soap and detergents cleaning and polishing, perfumes and toilet preparations.....	14	891	410	-	1,301	1,297	3,941	1,498	-	5,706
Manufacture of chemical products n.e.c. ....	3	66	46	-	112	109	582	278	-	920
MANUFACTURE OF RUBBER AND PLASTIC PROCDUCTS.....	34	1,908	897	5	2,810	2,805	8,269	2,960	114	12,265
Manufacture of rubber products.....	4	131	34	-	165	164	701	210	-	1,095
Manufacture of plastic products.....	30	1,777	863	5	2,645	2,641	7,568	2,751	114	11,170
MANUFACTURE OF OTHER NON-METALLIC MINERAL PRODUCTS ...	79	2,010	264	-	2,274	2,152	7,918	654	-	9,255
Manufacture of glass and glass products.....	1	11	1	-	12	10	38	-	-	40
Manufacture of structural clay products .....	4	130	4	-	134	131	343	7	-	351
Manufacture of cement, lime and plaster .....	3	38	3	-	41	38	152	7	-	162
Manufacture of articles of concrete, cement and plaster .....	62	1,190	197	-	1,387	1,279	3,020	334	-	3,369
Manufacture of non-metallic mineral products n.e.c..	9	641	59	-	700	694	4,365	306	-	5,334
MANUFACTURE OF BASIC IRON AND STEEL.....	8	330	91	3	424	423	2,325	500	372	4,446
Manufacture of basic iron and steel.....	8	330	91	3	424	423	2,325	500	372	4,446
MANUFACTURE OF FABRICATED METAL PRODUCTS EXCEPT MACHINERY AND EQUIPMENT .....	56	1,326	188	9	1,523	1,455	7,393	990	386	9,134
Manufacture of structural metal products, tanks, reservoirs and containers of metal .....	32	634	70	6	710	676	2,919	352	118	3,697
Manufacture of cutlery, hand tools and general hardware .....	10	237	44	1	282	250	961	221	148	1,349
Manufacture of other fabricated metal products .....	14	455	74	2	531	529	3,513	417	120	4,089
MANUFACTURE OF MACHINERY AND EQUIPMENT N.E.C. ....	8	174	23	5	202	190	814	82	97	1,051
Manufacture of pumps, compressors, taps and valves..	-	-	-	-	-	-	-	-	-	-
Manufacture of ovens, furnaces and furnace burners..	4	75	14	2	91	82	266	50	24	361
Manufacture of other general purpose machinery.....	-	-	-	-	-	-	-	-	-	-
Manufacture of machinery for food and beverage processing .....	3	78	7	3	88	87	479	25	73	612
Manufacture of accumulators, primary cells and and primary batteries .....	1	21	2	-	23	21	70	7	-	77
MANUFACTURE OF MOTOR VEHICLES,TRAILERS & SEMI-TRAILERS	5	654	71	2	727	725	4,983	768	72	6,726
Manufacture of bodies for motor vehicles.....	4	591	59	2	652	652	4,407	675	72	6,057
Manufacture of parts and accessories for motor vehicles and their engines.....	1	63	12	-	75	73	577	93	-	669
MANUFACTURE OF FURNITURE; MANUFACTURING N.E.C. ....	143	4,474	531	11	5,016	4,779	17,793	3,556	373	22,561
Manufacture of furniture; manufacturing n.e.c.....	143	4,474	531	11	5,016	4,779	17,793	3,556	373	22,561
T O T A L	766	30,288	12,049	61	42,398	41,551	171,128	59,065	2,878	266,388

1. Details may not add to row total, because the total include other benifits paid to persons not classified by sex and nationality.



NUMBER OF PERMANENT EMPLOYEES\* BY WAGES AND SALARIES GROUP - PUBLIC AND PRIVATE  
2001/2002 (1994 E.F.Y)

TABLE 4.14

INDUSTRIAL GROUP	NO. OF ESTAB.	UNDER 105	105-299	300-499	500-699	700-999	1000- 1449	1500- 1999	2000 & OVER	TOTAL
MANUFACTURE OF FOOD PRODUCTS AND BEVERAGES.....	282	497	4,742	5,280	3,172	3,942	2,903	2,056	696	23,288
Production, processing and preserving of meat, fruit and vegetables .....	9	-	255	679	275	208	163	72	21	1,673
Manufacture of vegetable and animal oils and fats...	30	29	338	281	70	107	106	38	8	977
Manufacture of dairy products .....	2	-	177	198	87	87	14	22	7	592
Manufacture of grain mill products .....	60	34	988	749	404	435	270	120	44	3,044
Manufacture of prepared animal feeds .....	3	4	61	64	51	12	8	2	1	203
Manufacture of bakery products .....	124	389	1,591	570	429	266	185	60	24	3,514
Manufacture of sugar and sugar confectionery .....	12	20	534	824	464	1,060	896	1,021	327	5,146
Manufacture of macaroni and spaghetti.....	3	-	14	121	60	57	28	10	4	294
Manufacture of food products n.e.c. ....	9	19	121	164	88	48	45	21	14	520
Distilling, rectifying and blending of spirits .....	11	2	261	190	181	173	61	8	-	876
Manufacture of wines .....	1	-	-	51	216	162	42	16	8	495
Manufacture of malt liquors and malt .....	7	-	86	281	105	714	628	407	160	2,381
Manufacture of soft drinks & production of mineral waters .....	11	-	316	1,108	742	613	457	259	78	3,573
MANUFACTURE OF TOBACCO PRODUCTS .....	1	-	-	-	1	281	265	134	62	743
Manufacture of tobacco products.....	1	-	-	-	1	281	265	134	62	743
MANUFACTURE OF TEXTILES .....	36	20	6,317	9,511	3,191	2,242	1,214	512	109	23,116
Spinning, weaving and finishing of textiles .....	27	3	5,070	8,067	2,927	2,091	1,170	489	107	19,924
Manufacture of cordage, rope, twine and netting ....	2	-	1,162	1,433	261	146	43	22	2	3,069
Knitting mills .....	7	17	85	11	3	5	1	1	-	123
MANUFACTURE OF WEARING APPAREL, EXCEPT FUR APPAREL....	29	66	2,194	1,475	218	240	130	55	8	4,386
Manufacture of wearing apparel except fur apparel...	29	66	2,194	1,475	218	240	130	55	8	4,386
TANNING AND DRESSING OF LEATHER; MANUFACTURE OF FOOTWEAR, LUGGAGE AND HANDBAGS .....	52	43	1,336	987	590	1,486	1,273	473	99	6,287
Tanning and dressing of leather, luggage and handbags	14	4	652	381	225	726	861	374	80	3,303
Manufacture of footwear.....	38	39	684	606	365	760	412	99	19	2,984
MANUFACTURE OF WOOD AND OF PRODUCTS OF WOOD AND CORK, EXCEPT FURNITURE .....	21	8	170	345	154	136	77	33	9	932
Manufacture of wood and of products of wood and cork, except furniture.....	21	8	170	345	154	136	77	33	9	932
MANUFACTURE OF PAPER, PAPER PRODUCTS AND PRINTING.....	73	68	962	770	498	1,074	836	331	99	4,638
Manufacture of paper and paper products.....	7	4	223	194	164	312	301	91	33	1,322
Publishing and printing services.....	66	64	739	576	334	762	535	240	66	3,316
MANUFACTURE OF CHEMICALS AND CHEMICAL PRODUCTS.....	41	70	915	759	442	776	593	323	129	4,007
Manufacture of basic chemicals, except fertilizers and nitrogen compounds.....	5	-	242	197	76	223	163	89	21	1,011
Manufacture of paints, varnishes and mastics .....	9	4	53	86	50	105	82	69	31	480

\* The number of employees refers to the number of permanent employees in the month of June, according to the Ethiopian Fiscal Year

NUMBER OF PERMANENT EMPLOYEES\* BY WAGES AND SALARIES GROUP - PUBLIC AND PRIVATE  
2001/2002 (1994 E.F.Y)

TABLE 4.14 (Contd..)

INDUSTRIAL GROUP	NO. OF ESTAB.	UNDER 105	105-299	300-499	500-699	700-999	1000- 1449	1500- 1999	2000 & OVER	TOTAL
Manufacture of pharmaceuticals, medicinal chemicals and botanical products.....	6	-	119	174	144	246	228	108	60	1,079
Manufacture of soap and detergents cleaning and polishing, perfumes and toilet preparations.....	16	66	422	218	152	171	103	49	12	1,193
Manufacture of chemical products n.e.c. ....	5	-	79	84	20	31	17	8	5	244
MANUFACTURE OF RUBBER AND PLASTIC PRODUCTS.....	39	9	1,548	853	267	544	495	332	126	4,174
Manufacture of rubber products.....	5	-	158	162	75	159	231	215	79	1,079
Manufacture of plastic products.....	34	9	1,390	691	192	385	264	117	47	3,095
MANUFACTURE OF OTHER NON-METALLIC MINERAL PRODUCTS ...	100	55	1,239	892	617	980	684	454	133	5,054
Manufacture of glass and glass products.....	2	-	21	44	56	65	70	45	5	306
Manufacture of structural clay products .....	7	1	66	79	73	54	23	11	5	312
Manufacture of cement, lime and plaster .....	8	-	97	172	217	349	292	290	80	1,497
Manufacture of articles of concrete, cement and plaster .....	69	53	776	252	88	182	74	21	16	1,462
Manufacture of non-metallic mineral products n.e.c..	14	1	279	345	183	330	225	87	27	1,477
MANUFACTURE OF BASIC IRON AND STEEL.....	11	13	246	152	73	264	383	189	62	1,382
Manufacture of basic iron and steel.....	11	13	246	152	73	264	383	189	62	1,382
MANUFACTURE OF FABRICATED METAL PRODUCTS EXCEPT MACHINERY AND EQUIPMENT .....	61	41	683	585	299	373	370	185	51	2,587
Manufacture of structural metal products, tanks, reservoirs and containers of metal .....	32	12	241	137	55	55	52	17	5	574
Manufacture of cutlery, hand tools and general hardware .....	12	10	147	164	96	105	39	18	5	584
Manufacture of other fabricated metal products .....	17	19	295	284	148	213	279	150	41	1,429
MANUFACTURE OF MACHINERY AND EQUIPMENT N.E.C. ....	8	5	64	59	19	18	22	7	3	197
Manufacture of pumps, compressors, taps and valves..	-	-	-	-	-	-	-	-	-	-
Manufacture of ovens, furnaces and furnace burners..	4	4	39	28	8	7	-	5	1	92
Manufacture of other general purpose machinery.....	-	-	-	-	-	-	-	-	-	-
Manufacture of machinery for food and beverage processing .....	3	1	14	15	11	9	21	2	2	75
Manufacture of accumulators, primary cells and and primary batteries .....	1	-	11	16	-	2	1	-	-	30
MANUFACTURE OF MOTOR VEHICLES, TRAILERS & SEMI-TRAILERS	7	7	100	106	63	199	221	216	40	952
Manufacture of bodies for motor vehicles.....	6	-	76	90	57	188	214	211	40	876
Manufacture of parts and accessories for motor vehicles and their engines.....	1	7	24	16	6	11	7	5	-	76
MANUFACTURE OF FURNITURE; MANUFACTURING N.E.C. ....	148	167	1,199	777	401	624	430	154	26	3,778
Manufacture of furniture; manufacturing n.e.c.....	148	167	1,199	777	401	624	430	154	26	3,778
T O T A L	909	1,069	21,715	22,551	10,005	13,179	9,896	5,454	1,652	85,521

\* The number of employees refers to the number of permanent employees in the month of june, according to the Ethiopian Fiscal Year

NUMBER OF PRODUCTION, APPARENTECES AND TEMPORARY WORKERS BY SEX, NATIONALITY AND INDUSTRIAL GROUP - PUBLIC AND PRIVATE  
2001/2002 (1994 E.F.Y)

TABLE 4.15

INDUSTRIAL GROUP	NO. OF ESTAB.	NUMBER OF PERMANENT PRODUCTION WORKERS				NUMBER OF PAID APPARENTECES			NUMBER OF UNPAID APPARENTECES			NUMBER OF SEASONAL AND TEMPORARY WORKERS
		ETHIOPIANS		FOREIGNERS	TOTAL	MALE	FEMALE	TOTAL	MALE	FEMALE	TOTAL	
		MALE	FEMALE									
MANUFACTURE OF FOOD PRODUCTS AND BEVERAGES.....	282	8,120	2,821	72	11,013	10	4	14	37	22	59	6,064
Production, processing and preserving of meat, fruit and vegetables .....	9	738	282	-	1,020	-	-	-	-	-	-	387
Manufacture of vegetable and animal oils and fats...	30	398	38	-	436	-	-	-	2	-	2	285
Manufacture of dairy products .....	2	235	67	-	302	-	-	-	-	-	-	98
Manufacture of grain mill products .....	60	1,300	263	-	1,563	-	-	-	-	-	-	665
Manufacture of prepared animal feeds .....	3	57	18	-	75	-	-	-	-	-	-	5
Manufacture of bakery products .....	124	1,255	667	-	1,922	10	4	14	16	5	21	629
Manufacture of sugar and sugar confectionery .....	12	1,832	142	-	1,974	-	-	-	1	-	1	1,956
Manufacture of macaroni and spaghetti.....	3	183	75	72	330	-	-	-	-	-	-	-
Manufacture of food products n.e.c. ....	9	260	61	-	321	-	-	-	-	-	-	296
Distilling, rectifying and blending of spirits .....	11	285	203	-	488	-	-	-	-	1	1	82
Manufacture of wines .....	1	243	128	-	371	-	-	-	-	-	-	39
Manufacture of malt liquors and malt .....	7	546	322	-	868	-	-	-	18	16	34	990
Manufacture of soft drinks & production of mineral waters .....	11	788	555	-	1,343	-	-	-	-	-	-	632
MANUFACTURE OF TOBACCO PRODUCTS .....	1	163	188	-	351	-	-	-	-	-	-	8
Manufacture of tobacco products.....	1	163	188	-	351	-	-	-	-	-	-	8
MANUFACTURE OF TEXTILES .....	36	7,766	7,894	13	15,673	97	123	220	-	2	2	2,543
Spinning, weaving and finishing of textiles .....	27	6,743	6,916	13	13,672	97	123	220	-	2	2	2,428
Manufacture of cordage, rope, twine and netting ....	2	999	917	-	1,916	-	-	-	-	-	-	57
Knitting mills .....	7	24	61	-	85	-	-	-	-	-	-	58
MANUFACTURE OF WEARING APPAREL, EXCEPT FUR APPAREL....	29	594	2,145	-	2,739	2	4	6	6	19	25	167
Manufacture of wearing apparel except fur apparel....	29	594	2,145	-	2,739	2	4	6	6	19	25	167
TANNING AND DRESSING OF LEATHER; MANUFACTURE OF FOOTWEAR, LUGGAGE AND HANDBAGS .....	52	2,536	1,337	-	3,873	2	2	4	2	1	3	687
Tanning and dressing of leather, luggage and handbags .....	14	1,395	440	-	1,835	-	-	-	-	-	-	392
Manufacture of footwear.....	38	1,141	897	-	2,038	2	2	4	2	1	3	295
MANUFACTURE OF WOOD AND OF PRODUCTS OF WOOD AND CORK, EXCEPT FURNITURE .....	21	404	109	-	513	6	-	6	5	1	6	400
Manufacture of wood and of products of wood and cork, except furniture.....	21	404	109	-	513	6	-	6	5	1	6	400
MANUFACTURE OF PAPER, PAPER PRODUCTS AND PRINTING.....	73	1,909	1,478	2	3,389	19	13	32	19	23	42	648
Manufacture of paper and paper products.....	7	486	297	-	783	-	-	-	-	-	-	293
Publishing and printing services.....	66	1,423	1,181	2	2,606	19	13	32	19	23	42	355
MANUFACTURE OF CHEMICALS AND CHEMICAL PRODUCTS.....	41	1,128	862	-	1,990	-	-	-	-	-	-	1,228
Manufacture of basic chemicals, except fertilizers and nitrogen compounds.....	5	318	20	-	338	-	-	-	-	-	-	512
Manufacture of paints, varnishes and mastics .....	9	210	39	-	249	-	-	-	-	-	-	69

NUMBER OF PRODUCTION, APPARENTECES AND TEMPORARY WORKERS BY SEX, NATIONALITY AND INDUSTRIAL GROUP - PUBLIC AND PRIVATE  
2001/2002 (1994 E.F.Y)

TABLE 4.15 (Contd..)

INDUSTRIAL GROUP	NO. OF ESTAB.	NUMBER OF PERMANENT PRODUCTION WORKERS				NUMBER OF PAID APPARENTECES			NUMBER OF UNPAID APPARENTECES			NUMBER OF SEASONAL AND TEMPORARY WORKERS
		ETHIOPIANS		FOREIGNERS	TOTAL	MALE	FEMALE	TOTAL	MALE	FEMALE	TOTAL	
		MALE	FEMALE									
Manufacture of pharmaceuticals, medicinal chemicals and botanical products.....	6	249	346	-	595	-	-	-	-	-	-	35
Manufacture of soap and detergents cleaning and polishing, perfumes and toilet preparations.....	16	310	392	-	702	-	-	-	-	-	-	598
Manufacture of chemical products n.e.c. ....	5	41	65	-	106	-	-	-	-	-	-	14
MANUFACTURE OF RUBBER AND PLASTIC PRODCUTS.....	39	1,869	850	-	2,719	8	7	15	-	-	-	482
Manufacture of rubber products.....	5	645	60	-	705	-	-	-	-	-	-	16
Manufacture of plastic products.....	34	1,224	790	-	2,014	8	7	15	-	-	-	466
MANUFACTURE OF OTHER NON-METALLIC MINERAL PRODUCTS ...	100	2,263	409	-	2,672	-	-	-	-	-	-	3,342
Manufacture of glass and glass products.....	2	145	39	-	184	-	-	-	-	-	-	133
Manufacture of structural clay products .....	7	113	62	-	175	-	-	-	-	-	-	395
Manufacture of cement, lime and plaster .....	8	720	42	-	762	-	-	-	-	-	-	1,048
Manufacture of articles of concrete, cement and plaster .....	69	646	114	-	760	-	-	-	-	-	-	925
Manufacture of non-metallic mineral products n.e.c..	14	639	152	-	791	-	-	-	-	-	-	841
MANUFACTURE OF BASIC IRON AND STEEL.....	11	673	68	-	741	-	-	-	-	-	-	103
Manufacture of basic iron and steel.....	11	673	68	-	741	-	-	-	-	-	-	103
MANUFACTURE OF FABRICATED METAL PRODUCTS EXCEPT MACHINERY AND EQUIPMENT .....	61	1,206	194	2	1,402	23	1	24	27	8	35	324
Manufacture of structural metal products, tanks, reservoirs and containers of metal .....	32	359	19	2	380	9	-	9	24	3	27	118
Manufacture of cutlery, hand tools and general hardware .....	12	233	61	-	294	-	-	-	3	5	8	100
Manufacture of other fabricated metal products .....	17	614	114	-	728	14	1	15	-	-	-	106
MANUFACTURE OF MACHINERY AND EQUIPMENT N.E.C. ....	8	126	8	-	134	14	1	15	-	-	-	1
Manufacture of pumps, compressors, taps and valves..	-	-	-	-	-	-	-	-	-	-	-	-
Manufacture of ovens, furnaces and furnace burners..	4	56	7	-	63	-	-	-	-	-	-	-
Manufacture of other general purpose machinery.....	-	-	-	-	-	-	-	-	-	-	-	-
Manufacture of machinery for food and beverage processing .....	3	50	1	-	51	14	1	15	-	-	-	1
Manufacture of accumulators, primary cells and and primary batteries .....	1	20	-	-	20	-	-	-	-	-	-	-
MANUFACTURE OF MOTOR VEHICLES, TRAILERS & SEMI-TRAILERS	7	573	28	2	603	18	3	21	-	-	-	110
Manufacture of bodies for motor vehicles.....	6	542	28	2	572	11	3	14	-	-	-	110
Manufacture of parts and accessories for motor vehicles and their engines.....	1	31	-	-	31	7	-	7	-	-	-	-
MANUFACTURE OF FURNITURE; MANUFACTURING N.E.C. ....	148	2,154	241	-	2,395	111	3	114	74	6	80	1,444
Manufacture of furniture; manufacturing n.e.c.....	148	2,154	241	-	2,395	111	3	114	74	6	80	1,444
T O T A L	909	31,484	18,632	91	50,207	310	161	471	170	82	252	17,551

NUMBER OF ADMINISTRATIVE, TECHNICAL, CLERICAL AND OFFICE WORKERS BY SEX, NATIONALITY  
AND INDUSTRIAL GROUP - PUBLIC AND PRIVATE 2001/2002 (1994 E.F.Y)

TABLE 4.16

INDUSTRIAL GROUP	NO. OF ESTAB.	NO. OF ADMINISTRATIVE, TECHNICAL, CLERICAL AND OFFICE WORKERS			
		ETHIOPIANS		FOREIGNERS	TOTAL
		MALE	FEMALE		
MANUFACTURE OF FOOD PRODUCTS AND BEVERAGES.....	282	8,984	2,720	6	11,710
Production, processing and preserving of meat, fruit and vegetables .....	9	570	254	-	824
Manufacture of vegetable and animal oils and fats...	30	332	120	-	452
Manufacture of dairy products .....	2	198	50	-	248
Manufacture of grain mill products .....	60	968	405	-	1,373
Manufacture of prepared animal feeds .....	3	70	12	-	82
Manufacture of bakery products .....	124	755	585	-	1,340
Manufacture of sugar and sugar confectionery .....	12	2,629	356	-	2,985
Manufacture of macaroni and spaghetti.....	3	105	41	-	146
Manufacture of food products n.e.c. ....	9	149	43	-	192
Distilling, rectifying and blending of spirits .....	11	157	157	-	314
Manufacture of wines .....	1	81	43	-	124
Manufacture of malt liquors and malt .....	7	1,263	290	4	1,557
Manufacture of soft drinks & production of mineral waters .....	11	1,707	364	2	2,073
MANUFACTURE OF TOBACCO PRODUCTS .....	1	294	139	-	433
Manufacture of tobacco products.....	1	294	139	-	433
MANUFACTURE OF TEXTILES .....	36	2,827	1,095	13	3,935
Spinning, weaving and finishing of textiles .....	27	2,483	989	13	3,485
Manufacture of cordage, rope, twine and netting ....	2	328	93	-	421
Knitting mills .....	7	16	13	-	29
MANUFACTURE OF WEARING APPAREL, EXCEPT FUR APPAREL....	29	423	315	6	744
Manufacture of wearing apparel except fur apparel...	29	423	315	6	744
TANNING AND DRESSING OF LEATHER; MANUFACTURE OF FOOTWEAR, LUGGAGE AND HANDBAGS .....	52	1,601	569	3	2,173
Tanning and dressing of leather, luggage and handbags	14	1,075	304	2	1,381
Manufacture of footwear.....	38	526	265	1	792
MANUFACTURE OF WOOD AND OF PRODUCTS OF WOOD AND CORK, EXCEPT FURNITURE .....	21	282	106	-	388
Manufacture of wood and of products of wood and cork, except furniture.....	21	282	106	-	388
MANUFACTURE OF PAPER, PAPER PRODUCTS AND PRINTING.....	73	1,225	802	4	2,031
Manufacture of paper and paper products.....	7	343	147	-	490
Publishing and printing services.....	66	882	655	4	1,541
MANUFACTURE OF CHEMICALS AND CHEMICAL PRODUCTS.....	41	1,355	499	-	1,854
Manufacture of basic chemicals, except fertilizers and nitrogen compounds.....	5	485	101	-	586
Manufacture of paints, varnishes and mastics .....	9	173	90	-	263

NUMBER OF ADMINISTRATIVE, TECHNICAL, CLERICAL AND OFFICE WORKERS BY SEX, NATIONALITY  
AND INDUSTRIAL GROUP - PUBLIC AND PRIVATE 2001/2002 (1994 E.F.Y)

TABLE 4.16 (Contd..)

INDUSTRIAL GROUP	NO. OF ESTAB.	NO. OF ADMINISTRATIVE, TECHNICAL, CLERICAL AND OFFICE WORKERS			
		ETHIOPIANS		FOREIGNERS	TOTAL
		MALE	FEMALE		
Manufacture of pharmaceuticals, medicinal chemicals and botanical products.....	6	305	154	-	459
Manufacture of soap and detergents cleaning and polishing, perfumes and toilet preparations.....	16	297	115	-	412
Manufacture of chemical products n.e.c. ....	5	95	39	-	134
MANUFACTURE OF RUBBER AND PLASTIC PROCDUCTS.....	39	725	381	4	1,110
Manufacture of rubber products.....	5	245	105	-	350
Manufacture of plastic products.....	34	480	276	4	760
MANUFACTURE OF OTHER NON-METALLIC MINERAL PRODUCTS ...	100	1,653	565	-	2,218
Manufacture of glass and glass products.....	2	68	45	-	113
Manufacture of structural clay products .....	7	101	31	-	132
Manufacture of cement, lime and plaster .....	8	584	164	-	748
Manufacture of articles of concrete, cement and plaster .....	69	463	155	-	618
Manufacture of non-metallic mineral products n.e.c..	14	437	170	-	607
MANUFACTURE OF BASIC IRON AND STEEL.....	11	460	142	2	604
Manufacture of basic iron and steel.....	11	460	142	2	604
MANUFACTURE OF FABRICATED METAL PRODUCTS EXCEPT MACHINERY AND EQUIPMENT .....	61	709	241	5	955
Manufacture of structural metal products, tanks, reservoirs and containers of metal .....	32	96	44	2	142
Manufacture of cutlery, hand tools and general hardware .....	12	173	62	1	236
Manufacture of other fabricated metal products .....	17	440	135	2	577
MANUFACTURE OF MACHINERY AND EQUIPMENT N.E.C. ....	8	23	12	5	40
Manufacture of pumps, compressors, taps and valves..	-	-	-	-	-
Manufacture of ovens, furnaces and furnace burners..	4	11	6	2	19
Manufacture of other general purpose machinery.....	-	-	-	-	-
Manufacture of machinery for food and beverage processing .....	3	12	5	3	20
Manufacture of accumulators, primary cells and and primary battries .....	1	-	1	-	1
MANUFACTURE OF MOTOR VEHICLES,TRAILERS & SEMI-TRAILERS	7	235	113	-	348
Manufacture of bodies for motor vehicles.....	6	212	101	-	313
Manufacture of parts and accessories for motor vehicles and their engines.....	1	23	12	-	35
MANUFACTURE OF FURNITURE; MANUFACTURING N.E.C. ....	148	743	360	9	1,112
Manufacture of furniture; manufacturing n.e.c.....	148	743	360	9	1,112
T O T A L	909	21,539	8,059	57	29,655

NUMBER OF WORKING PROPRIETORS, ACTIVE PARTNERS AND FAMILY WORKERS BY SEX, NATIONALITY  
AND INDUSTRIAL GROUP - PRIVATE 2001/2002 (1994 E.F.Y)

TABLE 4.17

INDUSTRIAL GROUP	NO. OF ESTAB.	NUMBER OF WORKING PROPRIETORS, ACTIVE PARTNERS AND FAMILY WORKERS			
		ETHIOPIANS		FOREIGNERS	TOTAL
		MALE	FEMALE		
MANUFACTURE OF FOOD PRODUCTS AND BEVERAGES.....	239	184	87	2	273
Production, processing and preserving of meat, fruit and vegetables .....	6	-	-	-	-
Manufacture of vegetable and animal oils and fats...	25	22	10	-	32
Manufacture of dairy products .....	1	-	-	-	-
Manufacture of grain mill products .....	52	37	7	1	45
Manufacture of prepared animal feeds .....	2	-	-	-	-
Manufacture of bakery products .....	118	101	62	1	164
Manufacture of sugar and sugar confectionery .....	8	11	3	-	14
Manufacture of macaroni and spaghetti.....	-	-	-	-	-
Manufacture of food products n.e.c. ....	8	3	1	-	4
Distilling, rectifying and blending of spirits .....	7	10	4	-	14
Manufacture of wines .....	-	-	-	-	-
Manufacture of malt liquors and malt .....	3	-	-	-	-
Manufacture of soft drinks & production of mineral waters .....	9	-	-	-	-
MANUFACTURE OF TOBACCO PRODUCTS .....	-	-	-	-	-
Manufacture of tobacco products.....	-	-	-	-	-
MANUFACTURE OF TEXTILES .....	17	9	6	-	15
Spinning, weaving and finishing of textiles .....	10	1	1	-	2
Manufacture of cordage, rope, twine and netting .....	-	-	-	-	-
Knitting mills .....	7	8	5	-	13
MANUFACTURE OF WEARING APPAREL, EXCEPT FUR APPAREL....	25	24	11	-	35
Manufacture of wearing apparel except fur apparel...	25	24	11	-	35
TANNING AND DRESSING OF LEATHER; MANUFACTURE OF FOOTWEAR, LUGGAGE AND HANDBAGS .....	45	11	4	2	17
Tanning and dressing of leather, luggage and handbags	10	3	-	-	3
Manufacture of footwear.....	35	8	4	2	14
MANUFACTURE OF WOOD AND OF PRODUCTS OF WOOD AND CORK, EXCEPT FURNITURE .....	13	14	2	-	16
Manufacture of wood and of products of wood and cork, except furniture.....	13	14	2	-	16
MANUFACTURE OF PAPER, PAPER PRODUCTS AND PRINTING.....	64	30	6	1	37
Manufacture of paper and paper products.....	5	3	-	-	3
Publishing and printing services.....	59	27	6	1	34
MANUFACTURE OF CHEMICALS AND CHEMICAL PRODUCTS.....	30	5	2	-	7
Manufacture of basic chemicals, except fertilizers and nitrogen compounds.....	1	-	-	-	-
Manufacture of paints, varnishes and mastics .....	7	-	-	-	-

NUMBER OF WORKING PROPRIETORS, ACTIVE PARTNERS AND FAMILY WORKERS BY SEX, NATIONALITY  
AND INDUSTRIAL GROUP - PRIVATE 2001/2002 (1994 E.F.Y)

TABLE 4.17(Contd..)

INDUSTRIAL GROUP	NO. OF ESTAB.	NUMBER OF WORKING PROPRIETORS, ACTIVE PARTNERS AND FAMILY WORKERS			
		ETHIOPIANS		FOREIGNERS	TOTAL
		MALE	FEMALE		
Manufacture of pharmaceuticals, medicinal chemicals and botanical products.....	5	-	-	-	-
Manufacture of soap and detergents cleaning and polishing, perfumes and toilet preparations.....	14	4	-	-	4
Manufacture of chemical products n.e.c. ....	3	1	2	-	3
MANUFACTURE OF RUBBER AND PLASTIC PROCDUCTS.....	34	4	-	1	5
Manufacture of rubber products.....	4	1	-	-	1
Manufacture of plastic products.....	30	3	-	1	4
MANUFACTURE OF OTHER NON-METALLIC MINERAL PRODUCTS ...	79	63	59	-	122
Manufacture of glass and glass products.....	1	1	1	-	2
Manufacture of structural clay products .....	4	2	1	-	3
Manufacture of cement, lime and plaster .....	3	2	1	-	3
Manufacture of articles of concrete, cement and plaster .....	62	53	55	-	108
Manufacture of non-metallic mineral products n.e.c..	9	5	1	-	6
MANUFACTURE OF BASIC IRON AND STEEL.....	8	-	-	1	1
Manufacture of basic iron and steel.....	8	-	-	1	1
MANUFACTURE OF FABRICATED METAL PRODUCTS EXCEPT MACHINERY AND EQUIPMENT .....	56	59	7	2	68
Manufacture of structural metal products, tanks, reservoirs and containers of metal .....	32	28	4	2	34
Manufacture of cutlery, hand tools and general hardware .....	10	30	2	-	32
Manufacture of other fabricated metal products .....	14	1	1	-	2
MANUFACTURE OF MACHINERY AND EQUIPMENT N.E.C. ....	8	10	2	-	12
Manufacture of pumps, compressors, taps and valves..	-	-	-	-	-
Manufacture of ovens, furnaces and furnace burners..	4	8	1	-	9
Manufacture of other general purpose machinery.....	-	-	-	-	-
Manufacture of machinery for food and beverage processing .....	3	1	-	-	1
Manufacture of accumulators, primary cells and and primary batteries .....	1	1	1	-	2
MANUFACTURE OF MOTOR VEHICLES, TRAILERS & SEMI-TRAILERS	5	2	-	3	5
Manufacture of bodies for motor vehicles.....	4	-	-	3	3
Manufacture of parts and accessories for motor vehicles and their engines.....	1	2	-	-	2
MANUFACTURE OF FURNITURE; MANUFACTURING N.E.C. ....	143	184	51	2	237
Manufacture of furniture; manufacturing n.e.c.....	143	184	51	2	237
T O T A L	766	599	237	14	850



BASIC WAGES AND SALARIES, COMMISSION, BONUSES, ALLOWANCES, FOOD AND LODGING AND SUPPLEMENTS  
TO WAGES AND SALARIES BY INDUSTRIAL GROUP - PUBLIC AND PRIVATE  
2001/2002 (1994 E.F.Y)

TABLE 4.18

( IN '000 BIRR )

INDUSTRIAL GROUP	NO. OF ESTAB.	WAGES AND SALARIES				SUPPLEMENTS TO WAGES AND SALARIES
		BASIC WAGES & SALARIES	COMMISSION BONUSES AND ALLOWANCES	FOOD AND LODGING	TOTAL	
MANUFACTURE OF FOOD PRODUCTS AND BEVERAGES.....	282	232,168	21,442	15,860	269,470	8,839
Production, processing and preserving of meat, fruit and vegetables .....	9	14,025	1,735	1,345	17,105	504
Manufacture of vegetable and animal oils and fats...	30	7,339	119	271	7,729	303
Manufacture of dairy products .....	2	3,359	-	18	3,377	123
Manufacture of grain mill products .....	60	20,453	504	490	21,447	749
Manufacture of prepared animal feeds .....	3	697	-	8	705	24
Manufacture of bakery products .....	124	16,824	199	497	17,520	377
Manufacture of sugar and sugar confectionery .....	12	74,090	5,331	6,229	85,650	2,917
Manufacture of macaroni and spaghetti.....	3	3,334	143	50	3,528	137
Manufacture of food products n.e.c. ....	9	4,508	160	26	4,695	133
Distilling, rectifying and blending of spirits .....	11	7,172	1,702	421	9,294	54
Manufacture of wines .....	1	3,744	51	-	3,795	74
Manufacture of malt liquors and malt .....	7	32,667	5,997	2,477	41,141	1,832
Manufacture of soft drinks & production of mineral waters .....	11	43,956	5,501	4,028	53,485	1,612
MANUFACTURE OF TOBACCO PRODUCTS .....	1	10,248	2,861	583	13,692	433
Manufacture of tobacco products.....	1	10,248	2,861	583	13,692	433
MANUFACTURE OF TEXTILES .....	36	113,667	1,303	4,341	119,311	5,739
Spinning, weaving and finishing of textiles .....	27	102,168	941	3,771	106,879	5,006
Manufacture of cordage, rope, twine and netting .....	2	11,189	362	570	12,121	733
Knitting mills .....	7	310	-	1	311	-
MANUFACTURE OF WEARING APPAREL, EXCEPT FUR APPAREL....	29	15,884	247	575	16,707	695
Manufacture of wearing apparel except fur apparel....	29	15,884	247	575	16,707	695
TANNING AND DRESSING OF LEATHER; MANUFACTURE OF FOOTWEAR, LUGGAGE AND HANDBAGS .....	52	45,604	9,768	5,772	61,145	5,286
Tanning and dressing of leather, luggage and handbags .....	14	29,294	9,086	5,264	43,644	4,829
Manufacture of footwear.....	38	16,310	682	509	17,501	458
MANUFACTURE OF WOOD AND OF PRODUCTS OF WOOD AND CORK, EXCEPT FURNITURE .....	21	6,554	486	272	7,312	237
Manufacture of wood and of products of wood and cork, except furniture.....	21	6,554	486	272	7,312	237
MANUFACTURE OF PAPER, PAPER PRODUCTS AND PRINTING.....	73	47,930	1,431	3,216	52,577	1,500
Manufacture of paper and paper products.....	7	11,284	255	551	12,090	562
Publishing and printing services.....	66	36,646	1,176	2,665	40,487	938
MANUFACTURE OF CHEMICALS AND CHEMICAL PRODUCTS.....	41	32,360	2,075	2,848	37,282	1,661
Manufacture of basic chemicals, except fertilizers and nitrogen compounds.....	5	8,826	220	939	9,986	422
Manufacture of paints, varnishes and mastics .....	9	4,490	446	213	5,149	203

BASIC WAGES AND SALARIES, COMMISSION, BONUSES, ALLOWANCES, FOOD AND LODGING AND SUPPLEMENTS  
TO WAGES AND SALARIES BY INDUSTRIAL GROUP - PUBLIC AND PRIVATE  
2001/2002 (1994 E.F.Y)

TABLE 4.18(Contd..)

( IN '000 BIRR )

INDUSTRIAL GROUP	NO. OF ESTAB.	WAGES AND SALARIES				SUPPLEMENTS TO WAGES AND SALARIES
		BASIC WAGES & SALARIES	COMMISSION BONUSES AND ALLOWANCES	FOOD AND LODGING	TOTAL	
and botanical products.....	6	9,352	1,037	1,238	11,626	591
Manufacture of soap and detergents cleaning and polishing, perfumes and toilet preparations.....	16	8,065	317	281	8,662	289
Manufacture of chemical products n.e.c. ....	5	1,627	55	178	1,860	156
MANUFACTURE OF RUBBER AND PLASTIC PRODUCTS.....	39	28,562	1,464	2,165	32,191	454
Manufacture of rubber products.....	5	12,981	764	157	13,903	222
Manufacture of plastic products.....	34	15,581	700	2,008	18,288	232
MANUFACTURE OF OTHER NON-METALLIC MINERAL PRODUCTS ...	100	50,804	3,774	2,598	57,176	1,960
Manufacture of glass and glass products.....	2	2,758	116	107	2,982	133
Manufacture of structural clay products .....	7	3,063	12	26	3,101	172
Manufacture of cement, lime and plaster .....	8	21,283	2,664	1,227	25,175	744
Manufacture of articles of concrete, cement and plaster .....	69	10,358	47	164	10,569	153
Manufacture of non-metallic mineral products n.e.c..	14	13,342	935	1,073	15,350	758
MANUFACTURE OF BASIC IRON AND STEEL.....	11	14,106	2,068	655	16,829	744
Manufacture of basic iron and steel.....	11	14,106	2,068	655	16,829	744
MANUFACTURE OF FABRICATED METAL PRODUCTS EXCEPT MACHINERY AND EQUIPMENT .....	61	19,193	325	665	20,182	1,082
Manufacture of structural metal products, tanks, reservoirs and containers of metal .....	32	3,389	103	204	3,697	196
Manufacture of cutlery, hand tools and general hardware .....	12	3,376	48	167	3,591	203
Manufacture of other fabricated metal products .....	17	12,427	174	294	12,895	683
MANUFACTURE OF MACHINERY AND EQUIPMENT N.E.C. ....	8	994	23	34	1,051	6
Manufacture of pumps, compressors, taps and valves..	-	-	-	-	-	-
Manufacture of ovens, furnaces and furnace burners..	4	340	3	19	361	-
Manufacture of other general purpose machinery.....	-	-	-	-	-	-
Manufacture of machinery for food and beverage processing .....	3	577	21	14	612	6
Manufacture of accumulators, primary cells and and primary batteries .....	1	77	-	-	77	-
MANUFACTURE OF MOTOR VEHICLES, TRAILERS & SEMI-TRAILERS	7	11,277	744	1,002	13,023	975
Manufacture of bodies for motor vehicles.....	6	10,608	744	1,002	12,354	975
Manufacture of parts and accessories for motor vehicles and their engines.....	1	669	-	-	669	-
MANUFACTURE OF FURNITURE; MANUFACTURING N.E.C. ....	148	24,362	670	382	25,414	307
Manufacture of furniture; manufacturing n.e.c.....	148	24,362	670	382	25,414	307
T O T A L	909	653,711	48,683	40,969	743,362	29,917

BASIC WAGES AND SALARIES OF PRODUCTION WORKERS AND SEASONAL AND TEMPORARY WORKERS BY SEX,  
NATIONALITY AND INDUSTRIAL GROUP - PUBLIC AND PRIVATE 2001/2002 (1994 E.F.Y)

TABLE 4.19

( IN '000 BIRR )

INDUSTRIAL GROUP	NO. OF ESTAB.	WAGES AND SALARIES OF PRODUCTION WORKERS				SALARY OF PAID APPARENTICES			WAGES AND SALARIES OF SEASONAL AND TEMPORARY WORKERS
		ETHIOPIANS		FOREIGNERS	TOTAL	MALE	FEMALE	TOTAL	
		MALE	FEMALE						
MANUFACTURE OF FOOD PRODUCTS AND BEVERAGES.....	282	67,281	18,603	-	85,884	7	3	10	20,076
Production, processing and preserving of meat, fruit and vegetables .....	9	3,848	1,848	-	5,696	-	-	-	940
Manufacture of vegetable and animal oils and fats...	30	2,354	378	-	2,731	-	-	-	583
Manufacture of dairy products .....	2	1,044	192	-	1,237	-	-	-	96
Manufacture of grain mill products .....	60	6,920	1,402	-	8,322	-	-	-	2,018
Manufacture of prepared animal feeds .....	3	189	64	-	254	-	-	-	14
Manufacture of bakery products .....	124	5,882	2,997	-	8,879	7	3	10	1,375
Manufacture of sugar and sugar confectionery .....	12	26,322	1,532	-	27,854	-	-	-	8,006
Manufacture of macaroni and spaghetti.....	3	1,712	329	-	2,040	-	-	-	-
Manufacture of food products n.e.c. ....	9	1,841	285	-	2,126	-	-	-	605
Distilling, rectifying and blending of spirits .....	11	2,744	962	-	3,706	-	-	-	161
Manufacture of wines .....	1	1,725	577	-	2,302	-	-	-	150
Manufacture of malt liquors and malt .....	7	7,969	3,405	-	11,374	-	-	-	3,639
Manufacture of soft drinks & production of mineral waters .....	11	4,732	4,631	-	9,363	-	-	-	2,489
MANUFACTURE OF TOBACCO PRODUCTS .....	1	687	4,482	-	5,170	-	-	-	47
Manufacture of tobacco products.....	1	687	4,482	-	5,170	-	-	-	47
MANUFACTURE OF TEXTILES .....	36	39,718	34,537	693	74,948	1,564	342	1,905	6,834
Spinning, weaving and finishing of textiles .....	27	35,300	31,331	693	67,325	1,564	342	1,905	5,251
Manufacture of cordage, rope, twine and netting ....	2	4,372	3,110	-	7,482	-	-	-	1,516
Knitting mills .....	7	46	96	-	142	-	-	-	68
MANUFACTURE OF WEARING APPAREL, EXCEPT FUR APPAREL....	29	2,893	7,392	-	10,284	1	1	2	677
Manufacture of wearing apparel except fur apparel...	29	2,893	7,392	-	10,284	1	1	2	677
TANNING AND DRESSING OF LEATHER; MANUFACTURE OF FOOTWEAR, LUGGAGE AND HANDBAGS .....	52	17,276	6,720	-	23,996	-	-	-	1,647
Tanning and dressing of leather, luggage and handbags	14	11,298	3,215	-	14,513	-	-	-	1,009
Manufacture of footwear.....	38	5,978	3,505	-	9,483	-	-	-	637
MANUFACTURE OF WOOD AND OF PRODUCTS OF WOOD AND CORK, EXCEPT FURNITURE .....	21	2,372	540	-	2,913	-	-	-	1,069
Manufacture of wood and of products of wood and cork, except furniture.....	21	2,372	540	-	2,913	-	-	-	1,069
MANUFACTURE OF PAPER, PAPER PRODUCTS AND PRINTING.....	73	18,049	11,314	86	29,449	5	3	8	2,025
Manufacture of paper and paper products.....	7	4,381	2,055	-	6,436	-	-	-	711
Publishing and printing services.....	66	13,668	9,260	86	23,014	5	3	8	1,315
MANUFACTURE OF CHEMICALS AND CHEMICAL PRODUCTS.....	41	8,609	3,985	-	12,594	-	-	-	3,429
Manufacture of basic chemicals, except fertilizers and nitrogen compounds.....	5	2,600	95	-	2,695	-	-	-	1,287
Manufacture of paints, varnishes and mastics .....	9	1,795	226	-	2,021	-	-	-	190

BASIC WAGES AND SALARIES OF PRODUCTION WORKERS AND SEASONAL AND TEMPORARY WORKERS BY SEX,  
NATIONALITY AND INDUSTRIAL GROUP - PUBLIC AND PRIVATE 2001/2002 (1994 E.F.Y)

TABLE 4.19(Contd..)

( IN '000 BIRR )

INDUSTRIAL GROUP	NO. OF ESTAB.	WAGES AND SALARIES OF PRODUCTION WORKERS				SALARY OF PAID APPARENTECES			WAGES AND SALARIES OF SEASONAL AND TEMPORARY WORKERS
		ETHIOPIANS		FOREIGNERS	TOTAL	MALE	FEMALE	TOTAL	
		MALE	FEMALE						
and botanical products.....	6	2,019	2,092	-	4,111	-	-	-	176
Manufacture of soap and detergents cleaning and polishing, perfumes and toilet preparations.....	16	1,959	1,237	-	3,196	-	-	-	1,693
Manufacture of chemical products n.e.c. ....	5	237	335	-	572	-	-	-	82
MANUFACTURE OF RUBBER AND PLASTIC PROCDUCTS.....	39	13,989	4,091	-	18,080	8	7	16	881
Manufacture of rubber products.....	5	8,498	1,252	-	9,750	-	-	-	55
Manufacture of plastic products.....	34	5,491	2,838	-	8,330	8	7	16	826
MANUFACTURE OF OTHER NON-METALLIC MINERAL PRODUCTS ...	100	18,926	2,156	-	21,082	12	2	14	10,425
Manufacture of glass and glass products.....	2	582	150	-	733	-	-	-	277
Manufacture of structural clay products .....	7	806	330	-	1,136	-	-	-	663
Manufacture of cement, lime and plaster .....	8	8,599	447	-	9,046	-	-	-	3,885
Manufacture of articles of concrete, cement and plaster .....	69	3,131	309	-	3,439	4	-	4	3,500
Manufacture of non-metallic mineral products n.e.c..	14	5,809	920	-	6,729	7	2	10	2,100
MANUFACTURE OF BASIC IRON AND STEEL.....	11	6,672	396	-	7,068	-	-	-	463
Manufacture of basic iron and steel.....	11	6,672	396	-	7,068	-	-	-	463
MANUFACTURE OF FABRICATED METAL PRODUCTS EXCEPT MACHINERY AND EQUIPMENT .....	61	8,769	1,247	22	10,037	21	-	21	952
Manufacture of structural metal products, tanks, reservoirs and containers of metal .....	32	1,828	86	22	1,936	8	-	8	397
Manufacture of cutlery, hand tools and general hardware .....	12	1,600	327	-	1,927	-	-	-	146
Manufacture of other fabricated metal products .....	17	5,341	833	-	6,175	13	-	13	409
MANUFACTURE OF MACHINERY AND EQUIPMENT N.E.C. ....	8	571	26	-	597	10	-	10	2
Manufacture of pumps, compressors, taps and valves..	-	-	-	-	-	-	-	-	-
Manufacture of ovens, furnaces and furnace burners..	4	190	22	-	211	-	-	-	-
Manufacture of other general purpose machinery.....	-	-	-	-	-	-	-	-	-
Manufacture of machinery for food and beverage processing .....	3	311	4	-	316	10	-	10	2
Manufacture of accumulators, primary cells and and primary batteries .....	1	70	-	-	70	-	-	-	-
MANUFACTURE OF MOTOR VEHICLES,TRAILERS & SEMI-TRAILERS	7	5,302	413	72	5,787	27	13	40	416
Manufacture of bodies for motor vehicles.....	6	5,000	413	72	5,485	23	13	35	416
Manufacture of parts and accessories for motor vehicles and their engines.....	1	302	-	-	302	4	-	4	-
MANUFACTURE OF FURNITURE; MANUFACTURING N.E.C. ....	148	11,361	1,618	-	12,979	161	3	164	3,644
Manufacture of furniture; manufacturing n.e.c.....	148	11,361	1,618	-	12,979	161	3	164	3,644
T O T A L	909	222,475	97,521	873	320,869	1,815	374	2,189	52,587

**BASIC WAGES AND SALARIES OF ADMINISTRATIVE, TECHNICAL, CLERICAL AND OFFICE WORKERS  
BY SEX, NATIONALITY AND INDUSTRIAL GROUP - PUBLIC AND PRIVATE 2001/2002 (1994 E.F.Y)**

**TABLE 4.20**

( IN '000 BIRR )

INDUSTRIAL GROUP	NO. OF ESTAB.	WAGES AND SALARIES OF ADMINISTRATIVE, TECHNICAL, CLERICAL AND OFFICE WORKERS			
		ETHIOPIANS		FOREIGNERS	TOTAL
		MALE	FEMALE		
MANUFACTURE OF FOOD PRODUCTS AND BEVERAGES.....	234	103,526	22,006	665	126,197
Production, processing and preserving of meat, fruit and vegetables .....	7	4,669	2,721	-	7,389
Manufacture of vegetable and animal oils and fats...	25	3,044	981	-	4,025
Manufacture of dairy products .....	2	1,462	564	-	2,026
Manufacture of grain mill products .....	57	7,705	2,408	-	10,113
Manufacture of prepared animal feeds .....	3	201	228	-	429
Manufacture of bakery products .....	92	4,501	2,059	-	6,560
Manufacture of sugar and sugar confectionery .....	10	34,268	3,961	-	38,229
Manufacture of macaroni and spaghetti.....	2	985	308	-	1,293
Manufacture of food products n.e.c. ....	9	1,525	253	-	1,778
Distilling, rectifying and blending of spirits .....	8	2,182	1,123	-	3,305
Manufacture of wines .....	1	970	321	-	1,292
Manufacture of malt liquors and malt .....	7	14,280	2,969	405	17,654
Manufacture of soft drinks & production of mineral waters .....	11	27,733	4,111	260	32,104
MANUFACTURE OF TOBACCO PRODUCTS .....	1	2,517	2,514	-	5,031
Manufacture of tobacco products.....	1	2,517	2,514	-	5,031
MANUFACTURE OF TEXTILES .....	30	20,659	8,082	1,238	29,979
Spinning, weaving and finishing of textiles .....	24	18,991	7,458	1,238	27,687
Manufacture of cordage, rope, twine and netting ....	2	1,604	587	-	2,191
Knitting mills .....	4	64	37	-	101
MANUFACTURE OF WEARING APPAREL, EXCEPT FUR APPAREL....	23	2,320	2,134	468	4,922
Manufacture of wearing apparel except fur apparel...	23	2,320	2,134	468	4,922
TANNING AND DRESSING OF LEATHER; MANUFACTURE OF FOOTWEAR, LUGGAGE AND HANDBAGS .....	50	15,796	4,044	122	19,961
Tanning and dressing of leather, luggage and handbags	14	11,202	2,491	78	13,772
Manufacture of footwear.....	36	4,594	1,552	44	6,190
MANUFACTURE OF WOOD AND OF PRODUCTS OF WOOD AND CORK, EXCEPT FURNITURE .....	19	1,943	629	-	2,572
Manufacture of wood and of products of wood and cork, except furniture.....	19	1,943	629	-	2,572
MANUFACTURE OF PAPER, PAPER PRODUCTS AND PRINTING....	70	10,184	6,139	124	16,447
Manufacture of paper and paper products.....	6	3,045	1,093	-	4,138
Publishing and printing services.....	64	7,139	5,046	124	12,309
MANUFACTURE OF CHEMICALS AND CHEMICAL PRODUCTS.....	39	12,064	4,273	-	16,337
Manufacture of basic chemicals, except fertilizers and nitrogen compounds.....	5	4,112	731	-	4,844
Manufacture of paints, varnishes and mastics .....	9	1,538	741	-	2,279

BASIC WAGES AND SALARIES OF ADMINISTRATIVE, TECHNICAL, CLERICAL AND OFFICE WORKERS  
BY SEX, NATIONALITY AND INDUSTRIAL GROUP - PUBLIC AND PRIVATE 2001/2002 (1994 E.F.Y)  
TABLE 4.20(Contd..)

( IN '000 BIRR )

INDUSTRIAL GROUP	NO. OF ESTAB.	WAGES AND SALARIES OF ADMINISTRATIVE, TECHNICAL, CLERICAL AND OFFICE WORKERS			
		ETHIOPIANS		FOREIGNERS	TOTAL
		MALE	FEMALE		
Manufacture of pharmaceuticals, medicinal chemicals and botanical products.....	6	3,442	1,623	-	5,065
Manufacture of soap and detergents cleaning and polishing, perfumes and toilet preparations.....	14	2,254	923	-	3,176
Manufacture of chemical products n.e.c. ....	5	719	254	-	973
MANUFACTURE OF RUBBER AND PLASTIC PRODUCTS.....	37	6,837	2,635	114	9,586
Manufacture of rubber products.....	5	2,372	804	-	3,176
Manufacture of plastic products.....	32	4,465	1,831	114	6,409
MANUFACTURE OF OTHER NON-METALLIC MINERAL PRODUCTS ...	78	14,484	4,798	-	19,283
Manufacture of glass and glass products.....	1	1,067	682	-	1,749
Manufacture of structural clay products .....	4	967	298	-	1,264
Manufacture of cement, lime and plaster .....	7	6,697	1,656	-	8,353
Manufacture of articles of concrete, cement and plaster .....	56	2,605	809	-	3,414
Manufacture of non-metallic mineral products n.e.c..	10	3,149	1,354	-	4,503
MANUFACTURE OF BASIC IRON AND STEEL.....	11	4,766	1,436	372	6,574
Manufacture of basic iron and steel.....	11	4,766	1,436	372	6,574
MANUFACTURE OF FABRICATED METAL PRODUCTS EXCEPT MACHINERY AND EQUIPMENT .....	54	5,906	1,913	364	8,182
Manufacture of structural metal products, tanks, reservoirs and containers of metal .....	28	687	266	96	1,049
Manufacture of cutlery, hand tools and general hardware .....	9	872	283	148	1,303
Manufacture of other fabricated metal products .....	17	4,347	1,363	120	5,830
MANUFACTURE OF MACHINERY AND EQUIPMENT N.E.C. ....	7	232	56	97	385
Manufacture of pumps, compressors, taps and valves..	-	-	-	-	-
Manufacture of ovens, furnaces and furnace burners..	3	76	28	24	128
Manufacture of other general purpose machinery.....	-	-	-	-	-
Manufacture of machinery for food and beverage processing .....	3	155	21	73	250
Manufacture of accumulators, primary cells and and primary batteries .....	1	-	7	-	7
MANUFACTURE OF MOTOR VEHICLES, TRAILERS & SEMI-TRAILERS	6	3,372	1,283	380	5,034
Manufacture of bodies for motor vehicles.....	5	3,101	1,191	380	4,671
Manufacture of parts and accessories for motor vehicles and their engines.....	1	271	93	-	363
MANUFACTURE OF FURNITURE; MANUFACTURING N.E.C. ....	121	4,483	2,719	373	7,575
Manufacture of furniture; manufacturing n.e.c.....	121	4,483	2,719	373	7,575
T O T A L	780	209,089	64,661	4,316	278,066

NUMBER OF ESTABLISHMENTS AND NUMBER OF PERSONS ENGAGED BY SIZE OF PERSONS ENGAGED  
AND INDUSTRIAL GROUP-PUBLIC AND PRIVATE 2001/2002 (1994 E.F.Y)

TABLE 4.21

INDUSTRIAL GROUP	NO. OF ESTABLISHMENTS BY SIZE OF PERSONS ENGAGED				NO. OF PERSONS ENGAGED BY SIZE GROUP			
	10 - 19	20 - 49	50 AND OVER	TOTAL	10 - 19	20 - 49	50 AND OVER	TOTAL
MANUFACTURE OF FOOD PRODUCTS AND BEVERAGES.....	123	66	93	282	1,594	1,884	25,654	29,132
Production, processing and preserving of meat, fruit and vegetables .....	-	-	9	9	-	-	2,231	2,231
Manufacture of vegetable and animal oils and fats...	20	3	7	30	229	64	914	1,207
Manufacture of dairy products .....	-	-	2	2	-	-	648	648
Manufacture of grain mill products .....	17	23	20	60	237	634	2,788	3,659
Manufacture of prepared animal feeds .....	1	-	2	3	11	-	151	162
Manufacture of bakery products .....	75	30	19	124	1,009	855	2,212	4,076
Manufacture of sugar and sugar confectionery .....	7	2	3	12	71	66	6,793	6,930
Manufacture of macaroni and spaghetti.....	-	-	3	3	-	-	476	476
Manufacture of food products n.e.c. ....	2	2	5	9	19	63	731	813
Distilling, rectifying and blending of spirits .....	1	5	5	11	18	160	721	899
Manufacture of wines .....	-	-	1	1	-	-	534	534
Manufacture of malt liquors and malt .....	-	-	7	7	-	-	3,449	3,449
Manufacture of soft drinks & production of mineral waters .....	-	1	10	11	-	42	4,006	4,048
MANUFACTURE OF TOBACCO PRODUCTS .....	-	-	1	1	-	-	792	792
Manufacture of tobacco products.....	-	-	1	1	-	-	792	792
MANUFACTURE OF TEXTILES .....	6	4	26	36	82	111	22,195	22,388
Spinning, weaving and finishing of textiles .....	3	1	23	27	47	21	19,741	19,809
Manufacture of cordage, rope, twine and netting ....	-	-	2	2	-	-	2,394	2,394
Knitting mills .....	3	3	1	7	35	90	60	185
MANUFACTURE OF WEARING APPAREL, EXCEPT FUR APPAREL....	9	8	12	29	122	240	3,354	3,716
Manufacture of wearing apparel except fur apparel...	9	8	12	29	122	240	3,354	3,716
TANNING AND DRESSING OF LEATHER; MANUFACTURE OF FOOTWEAR, LUGGAGE AND HANDBAGS .....	11	18	23	52	140	568	6,049	6,757
Tanning and dressing of leather, luggage and handbags .....	-	1	13	14	-	46	3,565	3,611
Manufacture of footwear.....	11	17	10	38	140	522	2,484	3,146
MANUFACTURE OF WOOD AND OF PRODUCTS OF WOOD AND CORK, EXCEPT FURNITURE .....	11	3	7	21	140	83	1,076	1,299
Manufacture of wood and of products of wood and cork, except furniture.....	11	3	7	21	140	83	1,076	1,299
MANUFACTURE OF PAPER, PAPER PRODUCTS AND PRINTING.....	27	22	24	73	383	658	4,266	5,307
Manufacture of paper and paper products.....	2	-	5	7	25	-	1,544	1,569
Publishing and printing services.....	25	22	19	66	358	658	2,722	3,738
MANUFACTURE OF CHEMICALS AND CHEMICAL PRODUCTS.....	7	12	22	41	98	395	4,586	5,079
Manufacture of basic chemicals, except fertilizers and nitrogen compounds.....	-	-	5	5	-	-	1,436	1,436
Manufacture of paints, varnishes and mastics .....	2	3	4	9	28	111	442	581

NUMBER OF ESTABLISHMENTS AND NUMBER OF PERSONS ENGAGED BY SIZE OF PERSONS ENGAGED.  
AND INDUSTRIAL GROUP-PUBLIC AND PRIVATE 2001/2002 (1994 E.F.Y)

TABLE 4.21(Contd..)

INDUSTRIAL GROUP	NO. OF ESTABLISHMENTS BY SIZE OF PERSONS ENGAGED				NO. OF PERSONS ENGAGED BY SIZE GROUP			
	10 - 19	20 - 49	50 AND OVER	TOTAL	10 - 19	20 - 49	50 AND OVER	TOTAL
Manufacture of pharmaceuticals, medicinal chemicals and botanical products.....	-	2	4	6	-	85	1,004	1,089
Manufacture of soap and detergents cleaning and polishing, perfumes and toilet preparations.....	4	5	7	16	53	143	1,520	1,716
Manufacture of chemical products n.e.c. ....	1	2	2	5	17	56	184	257
MANUFACTURE OF RUBBER AND PLASTIC PROCDUCTS.....	5	12	22	39	67	409	3,855	4,331
Manufacture of rubber products.....	1	1	3	5	15	36	1,021	1,072
Manufacture of plastic products.....	4	11	19	34	52	373	2,834	3,259
MANUFACTURE OF OTHER NON-METALLIC MINERAL PRODUCTS ...	49	27	24	100	577	814	6,963	8,354
Manufacture of glass and glass products.....	1	-	1	2	12	-	420	432
Manufacture of structural clay products .....	1	2	4	7	9	63	633	705
Manufacture of cement, lime and plaster .....	3	-	5	8	41	-	2,520	2,561
Manufacture of articles of concrete, cement and plaster .....	43	18	8	69	509	503	1,399	2,411
Manufacture of non-metallic mineral products n.e.c..	1	7	6	14	6	248	1,991	2,245
MANUFACTURE OF BASIC IRON AND STEEL.....	1	4	6	11	12	160	1,277	1,449
Manufacture of basic iron and steel.....	1	4	6	11	12	160	1,277	1,449
MANUFACTURE OF FABRICATED METAL PRODUCTS EXCEPT MACHINERY AND EQUIPMENT .....	32	16	13	61	403	444	1,961	2,808
Manufacture of structural metal products, tanks, reservoirs and containers of metal .....	22	6	4	32	266	146	298	710
Manufacture of cutlery, hand tools and general hardware .....	5	4	3	12	77	136	457	670
Manufacture of other fabricated metal products .....	5	6	6	17	60	162	1,206	1,428
MANUFACTURE OF MACHINERY AND EQUIPMENT N.E.C. ....	2	6	-	8	21	152	-	173
Manufacture of pumps, compressors, taps and valves..	-	-	-	-	-	-	-	-
Manufacture of ovens, furnaces and furnace burners..	2	2	-	4	21	70	-	91
Manufacture of other general purpose machinery.....	-	-	-	-	-	-	-	-
Manufacture of machinery for food and beverage processing .....	-	3	-	3	-	59	-	59
Manufacture of accumulators, primary cells and and primary batteries .....	-	1	-	1	-	23	-	23
MANUFACTURE OF MOTOR VEHICLES, TRAILERS & SEMI-TRAILERS	-	1	6	7	-	44	1,043	1,087
Manufacture of bodies for motor vehicles.....	-	1	5	6	-	44	968	1,012
Manufacture of parts and accessories for motor vehicles and their engines.....	-	-	1	1	-	-	75	75
MANUFACTURE OF FURNITURE; MANUFACTURING N.E.C. ....	92	31	25	148	1,268	881	3,233	5,382
Manufacture of furniture; manufacturing n.e.c.....	92	31	25	148	1,268	881	3,233	5,382
T O T A L	375	230	304	909	4,907	6,843	86,304	98,054



NUMBER OF ESTABLISHMENTS AND NUMBER OF PERSONS ENGAGED BY SIZE OF PERSONS ENGAGED  
AND INDUSTRIAL GROUP - PUBLIC 2001/2002 (1994 E.F.Y)

TABLE 4.22

INDUSTRIAL GROUP	NO. OF ESTABLISHMENTS BY SIZE OF PERSONS ENGAGED				NO. OF PERSONS ENGAGED BY SIZE GROUP			
	10 - 19	20 - 49	50 AND OVER	TOTAL	10 - 19	20 - 49	50 AND OVER	TOTAL
MANUFACTURE OF FOOD PRODUCTS AND BEVERAGES.....	2	2	39	43	26	90	16,647	16,763
Production, processing and preserving of meat, fruit and vegetables .....	-	-	3	3	-	-	843	843
Manufacture of vegetable and animal oils and fats...	1	-	4	5	9	-	648	657
Manufacture of dairy products .....	-	-	1	1	-	-	507	507
Manufacture of grain mill products .....	-	-	8	8	-	-	1,372	1,372
Manufacture of prepared animal feeds .....	-	-	1	1	-	-	90	90
Manufacture of bakery products .....	1	1	4	6	17	47	1,183	1,247
Manufacture of sugar and sugar confectionery .....	-	1	3	4	-	43	6,793	6,836
Manufacture of macaroni and spaghetti.....	-	-	3	3	-	-	476	476
Manufacture of food products n.e.c. ....	-	-	1	1	-	-	93	93
Distilling, rectifying and blending of spirits .....	-	-	4	4	-	-	666	666
Manufacture of wines .....	-	-	1	1	-	-	534	534
Manufacture of malt liquors and malt .....	-	-	4	4	-	-	2,529	2,529
Manufacture of soft drinks & production of mineral waters .....	-	-	2	2	-	-	913	913
MANUFACTURE OF TOBACCO PRODUCTS .....	-	-	1	1	-	-	792	792
Manufacture of tobacco products.....	-	-	1	1	-	-	792	792
MANUFACTURE OF TEXTILES .....	1	-	18	19	19	-	15,582	15,601
Spinning, weaving and finishing of textiles .....	1	-	16	17	19	-	13,188	13,207
Manufacture of cordage, rope, twine and netting ....	-	-	2	2	-	-	2,394	2,394
Knitting mills .....	-	-	-	-	-	-	-	-
MANUFACTURE OF WEARING APPAREL, EXCEPT FUR APPAREL....	-	-	4	4	-	-	1,725	1,725
Manufacture of wearing apparel except fur apparel...	-	-	4	4	-	-	1,725	1,725
TANNING AND DRESSING OF LEATHER; MANUFACTURE OF FOOTWEAR, LUGGAGE AND HANDBAGS .....	-	-	7	7	-	-	3,563	3,563
Tanning and dressing of leather, luggage and handbags .....	-	-	4	4	-	-	1,760	1,760
Manufacture of footwear.....	-	-	3	3	-	-	1,803	1,803
MANUFACTURE OF WOOD AND OF PRODUCTS OF WOOD AND CORK, EXCEPT FURNITURE .....	1	1	6	8	15	27	984	1,026
Manufacture of wood and of products of wood and cork, except furniture.....	1	1	6	8	15	27	984	1,026
MANUFACTURE OF PAPER, PAPER PRODUCTS AND PRINTING.....	-	-	9	9	-	-	2,925	2,925
Manufacture of paper and paper products.....	-	-	2	2	-	-	1,148	1,148
Publishing and printing services.....	-	-	7	7	-	-	1,777	1,777
MANUFACTURE OF CHEMICALS AND CHEMICAL PRODUCTS.....	-	1	10	11	-	29	2,655	2,684
Manufacture of basic chemicals, except fertilizers and nitrogen compounds.....	-	-	4	4	-	-	1,382	1,382
Manufacture of paints, varnishes and mastics .....	-	-	2	2	-	-	245	245

NUMBER OF ESTABLISHMENTS AND NUMBER OF PERSONS ENGAGED BY SIZE OF PERSONS ENGAGED  
AND INDUSTRIAL GROUP - PUBLIC 2001/2002 (1994 E.F.Y)

TABLE 4.22(Contd..)

INDUSTRIAL GROUP	NO. OF ESTABLISHMENTS BY SIZE OF PERSONS ENGAGED				NO. OF PERSONS ENGAGED BY SIZE GROUP			
	10 - 19	20 - 49	50 AND OVER	TOTAL	10 - 19	20 - 49	50 AND OVER	TOTAL
Manufacture of pharmaceuticals, medicinal chemicals and botanical products.....	-	-	1	1	-	-	497	497
Manufacture of soap and detergents cleaning and polishing, perfumes and toilet preparations.....	-	-	2	2	-	-	415	415
Manufacture of chemical products n.e.c. ....	-	1	1	2	-	29	116	145
MANUFACTURE OF RUBBER AND PLASTIC PROCDUCTS.....	-	1	4	5	-	38	1,483	1,521
Manufacture of rubber products.....	-	-	1	1	-	-	907	907
Manufacture of plastic products.....	-	1	3	4	-	38	576	614
MANUFACTURE OF OTHER NON-METALLIC MINERAL PRODUCTS ...	2	1	18	21	25	38	6,017	6,080
Manufacture of glass and glass products.....	-	-	1	1	-	-	420	420
Manufacture of structural clay products .....	-	-	3	3	-	-	571	571
Manufacture of cement, lime and plaster .....	-	-	5	5	-	-	2,520	2,520
Manufacture of articles of concrete, cement and plaster .....	2	-	5	7	25	-	999	1,024
Manufacture of non-metallic mineral products n.e.c..	-	1	4	5	-	38	1,507	1,545
MANUFACTURE OF BASIC IRON AND STEEL.....	-	-	3	3	-	-	1,025	1,025
Manufacture of basic iron and steel.....	-	-	3	3	-	-	1,025	1,025
MANUFACTURE OF FABRICATED METAL PRODUCTS EXCEPT MACHINERY AND EQUIPMENT .....	-	-	5	5	-	-	1,285	1,285
Manufacture of structural metal products, tanks, reservoirs and containers of metal .....	-	-	-	-	-	-	-	-
Manufacture of cutlery, hand tools and general hardware .....	-	-	2	2	-	-	388	388
Manufacture of other fabricated metal products .....	-	-	3	3	-	-	897	897
MANUFACTURE OF MACHINERY AND EQUIPMENT N.E.C. ....	-	-	-	-	-	-	-	-
Manufacture of pumps, compressors, taps and valves..	-	-	-	-	-	-	-	-
Manufacture of ovens, furnaces and furnace burners..	-	-	-	-	-	-	-	-
Manufacture of other general purpose machinery.....	-	-	-	-	-	-	-	-
Manufacture of machinery for food and beverage processing .....	-	-	-	-	-	-	-	-
Manufacture of accumulators, primary cells and and primary batteries .....	-	-	-	-	-	-	-	-
MANUFACTURE OF MOTOR VEHICLES,TRAILERS & SEMI-TRAILERS	-	-	2	2	-	-	360	360
Manufacture of bodies for motor vehicles.....	-	-	2	2	-	-	360	360
Manufacture of parts and accessories for motor vehicles and their engines.....	-	-	-	-	-	-	-	-
MANUFACTURE OF FURNITURE; MANUFACTURING N.E.C. ....	1	1	3	5	16	45	305	366
Manufacture of furniture; manufacturing n.e.c.....	1	1	3	5	16	45	305	366
T O T A L	7	7	129	143	101	267	55,348	55,716

NUMBER OF ESTABLISHMENTS AND NUMBER OF PERSONS ENGAGED BY SIZE OF PERSONS ENGAGED  
AND INDUSTRIAL GROUP - PRIVATE 2001/2002 (1994 E.F.Y)

TABLE 4.23

INDUSTRIAL GROUP	NO. OF ESTABLISHMENTS BY SIZE OF PERSONS ENGAGED				NO. OF PERSONS ENGAGED BY SIZE GROUP			
	10 - 19	20 - 49	50 AND OVER	TOTAL	10 - 19	20 - 49	50 AND OVER	TOTAL
MANUFACTURE OF FOOD PRODUCTS AND BEVERAGES.....	121	64	54	239	1,568	1,794	9,007	12,369
Production, processing and preserving of meat, fruit and vegetables .....	-	-	6	6	-	-	1,388	1,388
Manufacture of vegetable and animal oils and fats...	19	3	3	25	220	64	266	550
Manufacture of dairy products .....	-	-	1	1	-	-	141	141
Manufacture of grain mill products .....	17	23	12	52	237	634	1,416	2,287
Manufacture of prepared animal feeds .....	1	-	1	2	11	-	61	72
Manufacture of bakery products .....	74	29	15	118	992	808	1,029	2,829
Manufacture of sugar and sugar confectionery .....	7	1	-	8	71	23	-	94
Manufacture of macaroni and spaghetti.....	-	-	-	-	-	-	-	-
Manufacture of food products n.e.c. ....	2	2	4	8	19	63	638	720
Distilling, rectifying and blending of spirits .....	1	5	1	7	18	160	55	233
Manufacture of wines .....	-	-	-	-	-	-	-	-
Manufacture of malt liquors and malt .....	-	-	3	3	-	-	920	920
Manufacture of soft drinks & production of mineral waters .....	-	1	8	9	-	42	3,093	3,135
MANUFACTURE OF TOBACCO PRODUCTS .....	-	-	-	-	-	-	-	-
Manufacture of tobacco products.....	-	-	-	-	-	-	-	-
MANUFACTURE OF TEXTILES .....	5	4	8	17	63	111	6,613	6,787
Spinning, weaving and finishing of textiles .....	2	1	7	10	28	21	6,553	6,602
Manufacture of cordage, rope, twine and netting ....	-	-	-	-	-	-	-	-
Knitting mills .....	3	3	1	7	35	90	60	185
MANUFACTURE OF WEARING APPAREL, EXCEPT FUR APPAREL....	9	8	8	25	122	240	1,629	1,991
Manufacture of wearing apparel except fur apparel...	9	8	8	25	122	240	1,629	1,991
TANNING AND DRESSING OF LEATHER; MANUFACTURE OF FOOTWEAR, LUGGAGE AND HANDBAGS .....	11	18	16	45	140	568	2,486	3,194
Tanning and dressing of leather, luggage and handbags .....	-	1	9	10	-	46	1,805	1,851
Manufacture of footwear.....	11	17	7	35	140	522	681	1,343
MANUFACTURE OF WOOD AND OF PRODUCTS OF WOOD AND CORK, EXCEPT FURNITURE .....	10	2	1	13	125	56	92	273
Manufacture of wood and of products of wood and cork, except furniture.....	10	2	1	13	125	56	92	273
MANUFACTURE OF PAPER, PAPER PRODUCTS AND PRINTING.....	27	22	15	64	383	658	1,341	2,382
Manufacture of paper and paper products.....	2	-	3	5	25	-	396	421
Publishing and printing services.....	25	22	12	59	358	658	945	1,961
MANUFACTURE OF CHEMICALS AND CHEMICAL PRODUCTS.....	7	11	12	30	98	366	1,931	2,395
Manufacture of basic chemicals, except fertilizers and nitrogen compounds.....	-	-	1	1	-	-	54	54
Manufacture of paints, varnishes and mastics .....	2	3	2	7	28	111	197	336

NUMBER OF ESTABLISHMENTS AND NUMBER OF PERSONS ENGAGED BY SIZE OF PERSONS ENGAGED  
AND INDUSTRIAL GROUP - PRIVATE 2001/2002 (1994 E.F.Y)

TABLE 4.23 ( Contd..)

INDUSTRIAL GROUP	NO. OF ESTABLISHMENTS BY SIZE OF PERSONS ENGAGED				NO. OF PERSONS ENGAGED BY SIZE GROUP			
	10 - 19	20 - 49	50 AND OVER	TOTAL	10 - 19	20 - 49	50 AND OVER	TOTAL
Manufacture of pharmaceuticals, medicinal chemicals and botanical products.....	-	2	3	5	-	85	507	592
Manufacture of soap and detergents cleaning and polishing, perfumes and toilet preparations.....	4	5	5	14	53	143	1,105	1,301
Manufacture of chemical products n.e.c. ....	1	1	1	3	17	27	68	112
MANUFACTURE OF RUBBER AND PLASTIC PROCDUCTS.....	5	11	18	34	67	371	2,372	2,810
Manufacture of rubber products.....	1	1	2	4	15	36	114	165
Manufacture of plastic products.....	4	10	16	30	52	335	2,258	2,645
MANUFACTURE OF OTHER NON-METALLIC MINERAL PRODUCTS ...	47	26	6	79	552	776	946	2,274
Manufacture of glass and glass products.....	1	-	-	1	12	-	-	12
Manufacture of structural clay products .....	1	2	1	4	9	63	62	134
Manufacture of cement, lime and plaster .....	3	-	-	3	41	-	-	41
Manufacture of articles of concrete, cement and plaster .....	41	18	3	62	484	503	400	1,387
Manufacture of non-metallic mineral products n.e.c..	1	6	2	9	6	210	484	700
MANUFACTURE OF BASIC IRON AND STEEL.....	1	4	3	8	12	160	252	424
Manufacture of basic iron and steel.....	1	4	3	8	12	160	252	424
MANUFACTURE OF FABRICATED METAL PRODUCTS EXCEPT MACHINERY AND EQUIPMENT .....	32	16	8	56	403	444	676	1,523
Manufacture of structural metal products, tanks, reservoirs and containers of metal .....	22	6	4	32	266	146	298	710
Manufacture of cutlery, hand tools and general hardware .....	5	4	1	10	77	136	69	282
Manufacture of other fabricated metal products .....	5	6	3	14	60	162	309	531
MANUFACTURE OF MACHINERY AND EQUIPMENT N.E.C. ....	2	6	-	8	21	152	-	173
Manufacture of pumps, compressors, taps and valves..	-	-	-	-	-	-	-	-
Manufacture of ovens, furnaces and furnace burners..	2	2	-	4	21	70	-	91
Manufacture of other general purpose machinery.....	-	-	-	-	-	-	-	-
Manufacture of machinery for food and beverage processing .....	-	3	-	3	-	59	-	59
Manufacture of accumulators, primary cells and and primary battries .....	-	1	-	1	-	23	-	23
MANUFACTURE OF MOTOR VEHICLES, TRAILERS & SEMI-TRAILERS	-	1	4	5	-	44	683	727
Manufacture of bodies for motor vehicles.....	-	1	3	4	-	44	608	652
Manufacture of parts and accessories for motor vehicles and their engines.....	-	-	1	1	-	-	75	75
MANUFACTURE OF FURNITURE; MANUFACTURING N.E.C. ....	91	30	22	143	1,252	836	2,928	5,016
Manufacture of furniture; manufacturing n.e.c.....	91	30	22	143	1,252	836	2,928	5,016
T O T A L	368	223	175	766	4,806	6,576	30,956	42,338

NUMBER OF ESTABLISHMENTS, GROSS VALUE OF PRODUCTION, INDUSTRIAL COSTS, INDIRECT TAXES NET  
AND CENSUS VALUE ADDED BY INDUSTRIAL GROUP - PUBLIC AND PRIVATE, 2001/2002 (1994 E.F.Y)

TABLE 4.24

(IN '000 BIRR)

INDUSTRIAL GROUP	NO.OF ESTAB.	GROSS VALUE OF PRODUCTION	INDUSTRIAL COSTS	INDIRECT TAXES NET	CENSUS VALUE ADDED	
					AT MARKET PRICE	AT FACTOR COST
MANUFACTURE OF FOOD PRODUCTS AND BEVERAGES.....	282	3,136,320	1,218,500	563,138	1,917,820	1,354,682
Production, processing and preserving of meat, fruit and vegetables .....	9	110,546	55,416	4,456	55,130	50,674
Manufacture of vegetable and animal oils and fats...	30	81,450	57,163	7,598	24,287	16,689
Manufacture of dairy products .....	2	40,439	20,028	1,914	20,411	18,497
Manufacture of grain mill products .....	60	363,751	259,594	15,191	104,157	88,965
Manufacture of prepared animal feeds .....	3	4,230	2,172	319	2,059	1,739
Manufacture of bakery products .....	124	204,254	129,179	9,963	75,075	65,112
Manufacture of sugar and sugar confectionery .....	12	887,507	209,560	150,449	677,946	527,497
Manufacture of macaroni and spaghetti.....	3	77,905	49,186	2,055	28,719	26,665
Manufacture of food products n.e.c. ....	9	62,145	30,714	4,301	31,431	27,130
Distilling, rectifying and blending of spirits .....	11	70,810	12,643	28,100	58,167	30,067
Manufacture of wines .....	1	26,650	8,413	7,580	18,237	10,657
Manufacture of malt liquors and malt .....	7	686,414	194,382	192,121	492,032	299,911
Manufacture of soft drinks & production of mineral waters .....	11	520,220	190,051	139,089	330,169	191,080
MANUFACTURE OF TOBACCO PRODUCTS .....	1	256,768	96,124	52,281	160,644	108,363
Manufacture of tobacco products.....	1	256,768	96,124	52,281	160,644	108,363
MANUFACTURE OF TEXTILES .....	36	675,447	443,517	83,426	231,930	148,504
Spinning, weaving and finishing of textiles .....	27	620,033	412,193	77,742	207,840	130,098
Manufacture of cordage, rope, twine and netting ....	2	53,643	30,367	5,527	23,276	17,749
Knitting mills .....	7	1,771	957	157	814	657
MANUFACTURE OF WEARING APPAREL, EXCEPT FUR APPAREL....	29	57,565	29,710	6,292	27,855	21,563
Manufacture of wearing apparel except fur apparel....	29	57,565	29,710	6,292	27,855	21,563
TANNING AND DRESSING OF LEATHER; MANUFACTURE OF FOOTWEAR, LUGGAGE AND HANDBAGS .....	52	825,313	600,716	38,280	224,597	186,317
Tanning and dressing of leather,luggage and handbags	14	627,354	480,054	16,501	147,300	130,799
Manufacture of footwear.....	38	197,959	120,662	21,779	77,297	55,518
MANUFACTURE OF WOOD AND OF PRODUCTS OF WOOD AND CORK, EXCEPT FURNITURE .....	21	41,227	17,225	4,478	24,002	19,524
Manufacture of wood and of products of wood and cork, except furniture.....	21	41,227	17,225	4,478	24,002	19,524
MANUFACTURE OF PAPER, PAPER PRODUCTS AND PRINTING.....	73	431,230	226,973	36,679	204,257	167,579
Manufacture of paper and paper products.....	7	141,172	98,537	11,390	42,635	31,245
Publishing and printing services.....	66	290,058	128,436	25,289	161,622	136,333
MANUFACTURE OF CHEMICALS AND CHEMICAL PRODUCTS.....	41	513,493	308,343	47,248	205,150	157,901
Manufacture of basic chemicals, except fertilizers and nitrogen compounds.....	5	49,671	21,418	4,310	28,252	23,942
Manufacture of paints, varnishes and mastics .....	9	147,504	89,303	18,530	58,202	39,672

NUMBER OF ESTABLISHMENTS, GROSS VALUE OF PRODUCTION, INDUSTRIAL COSTS, INDIRECT TAXES NET  
AND CENSUS VALUE ADDED BY INDUSTRIAL GROUP - PUBLIC AND PRIVATE, 2001/2002 (1994 E.F.Y)

TABLE 4.24 (Cont...)

(IN '000 BIRR)

INDUSTRIAL GROUP	NO.OF ESTAB.	GROSS VALUE OF PRODUCTION	INDUSTRIAL COSTS	INDIRECT TAXES NET	CENSUS VALUE ADDED	
					AT MARKET PRICE	AT FACTOR COST
Manufacture of pharmaceuticals, medicinal chemicals and botanical products.....	6	112,612	66,306	4,533	46,306	41,773
Manufacture of soap and detergents cleaning and polishing, perfumes and toilet preparations.....	16	191,919	123,821	18,896	68,098	49,202
Manufacture of chemical products n.e.c. ....	5	11,786	7,495	980	4,292	3,312
MANUFACTURE OF RUBBER AND PLASTIC PROCDUCTS.....	39	467,137	238,750	62,754	228,387	165,632
Manufacture of rubber products.....	5	218,907	96,403	36,326	122,504	86,178
Manufacture of plastic products.....	34	248,230	142,347	26,428	105,883	79,454
MANUFACTURE OF OTHER NON-METALLIC MINERAL PRODUCTS ...	100	694,410	332,301	85,928	362,109	276,181
Manufacture of glass and glass products.....	2	23,741	7,657	2,767	16,084	13,317
Manufacture of structural clay products .....	7	17,318	6,362	3,247	10,956	7,709
Manufacture of cement, lime and plaster .....	8	500,569	242,366	64,866	258,203	193,337
Manufacture of articles of concrete, cement and plaster .....	69	70,004	35,290	5,460	34,713	29,253
Manufacture of non-metallic mineral products n.e.c..	14	82,779	40,625	9,588	42,154	32,566
MANUFACTURE OF BASIC IRON AND STEEL.....	11	454,473	319,346	54,342	135,127	80,785
Manufacture of basic iron and steel.....	11	454,473	319,346	54,342	135,127	80,785
MANUFACTURE OF FABRICATED METAL PRODUCTS EXCEPT MACHINERY AND EQUIPMENT .....	61	163,022	89,175	19,567	73,847	54,280
Manufacture of structural metal products, tanks, reservoirs and containers of metal .....	32	22,924	11,005	2,250	11,919	9,669
Manufacture of cutlery, hand tools and general hardware .....	12	35,511	22,195	4,379	13,316	8,937
Manufacture of other fabricated metal products .....	17	104,587	55,976	12,938	48,612	35,674
MANUFACTURE OF MACHINERY AND EQUIPMENT N.E.C. ....	8	6,026	3,349	578	2,677	2,099
Manufacture of pumps, compressors, taps and valves..	-	-	-	-	-	-
Manufacture of ovens, furnaces and furnace burners..	4	2,999	1,627	321	1,371	1,051
Manufacture of other general purpose machinery.....	-	-	-	-	-	-
Manufacture of machinery for food and beverage processing .....	3	1,774	526	106	1,247	1,141
Manufacture of accumulators, primary cells and and primary batteries .....	1	1,253	1,195	152	58	-93
MANUFACTURE OF MOTOR VEHICLES, TRAILERS & SEMI-TRAILERS	7	228,586	148,328	13,904	80,258	66,354
Manufacture of bodies for motor vehicles.....	6	226,267	147,475	13,811	78,792	64,981
Manufacture of parts and accessories for motor vehicles and their engines.....	1	2,320	854	92	1,466	1,374
MANUFACTURE OF FURNITURE; MANUFACTURING N.E.C. ....	148	140,720	71,059	11,989	69,661	57,672
Manufacture of furniture; manufacturing n.e.c.....	148	140,720	71,059	11,989	69,661	57,672
T O T A L	909	8,091,737	4,143,416	1,080,885	3,948,321	2,867,436

NUMBER OF ESTABLISHMENTS, GROSS VALUE OF PRODUCTION, INDUSTRIAL COSTS, INDIRECT TAXES NET  
AND CENSUS VALUE ADDED BY INDUSTRIAL GROUP - PUBLIC, 2001/2002 (1994 E.F.Y)

TABLE 4.25 (IN '000 BIRR)

INDUSTRIAL GROUP	NO.OF ESTAB.	GROSS VALUE OF PRODUCTION	INDUSTRIAL COSTS	INDIRECT TAXES NET	CENSUS VALUE ADDED	
					AT MARKET PRICE	AT FACTOR COST
MANUFACTURE OF FOOD PRODUCTS AND BEVERAGES.....	43	2,006,004	681,882	352,608	1,324,123	971,514
Production, processing and preserving of meat, fruit and vegetables .....	3	45,639	20,307	3,279	25,332	22,054
Manufacture of vegetable and animal oils and fats...	5	43,209	30,160	6,394	13,049	6,655
Manufacture of dairy products .....	1	14,883	6,152	666	8,732	8,066
Manufacture of grain mill products .....	8	186,146	130,024	5,608	56,121	50,513
Manufacture of prepared animal feeds .....	1	2,536	1,234	113	1,302	1,189
Manufacture of bakery products .....	6	89,961	54,061	6,978	35,900	28,922
Manufacture of sugar and sugar confectionery .....	4	885,567	208,184	150,316	677,382	527,066
Manufacture of macaroni and spaghetti.....	3	77,905	49,186	2,055	28,719	26,665
Manufacture of food products n.e.c. ....	1	15,336	11,318	83	4,018	3,935
Distilling, rectifying and blending of spirits .....	4	61,536	7,725	25,409	53,811	28,402
Manufacture of wines .....	1	26,650	8,413	7,580	18,237	10,657
Manufacture of malt liquors and malt .....	4	480,222	139,447	124,881	340,774	215,893
Manufacture of soft drinks & production of mineral waters .....	2	76,414	15,670	19,246	60,744	41,498
MANUFACTURE OF TOBACCO PRODUCTS .....	1	256,768	96,124	52,281	160,644	108,363
Manufacture of tobacco products.....	1	256,768	96,124	52,281	160,644	108,363
MANUFACTURE OF TEXTILES .....	19	458,769	299,050	59,771	159,719	99,948
Spinning, weaving and finishing of textiles .....	17	405,126	268,683	54,244	136,443	82,198
Manufacture of cordage, rope, twine and netting .....	2	53,643	30,367	5,527	23,276	17,749
Knitting mills .....	-	-	-	-	-	-
MANUFACTURE OF WEARING APPAREL, EXCEPT FUR APPAREL....	4	24,344	13,083	2,510	11,261	8,751
Manufacture of wearing apparel except fur apparel....	4	24,344	13,083	2,510	11,261	8,751
TANNING AND DRESSING OF LEATHER; MANUFACTURE OF FOOTWEAR, LUGGAGE AND HANDBAGS .....	7	322,632	227,726	25,276	94,906	69,630
Tanning and dressing of leather, luggage and handbags	4	235,135	177,768	14,386	57,368	42,982
Manufacture of footwear.....	3	87,497	49,959	10,890	37,539	26,648
MANUFACTURE OF WOOD AND OF PRODUCTS OF WOOD AND CORK, EXCEPT FURNITURE .....	8	36,735	14,185	4,267	22,550	18,283
Manufacture of wood and of products of wood and cork, except furniture.....	8	36,735	14,185	4,267	22,550	18,283
MANUFACTURE OF PAPER, PAPER PRODUCTS AND PRINTING ....	9	282,081	140,005	31,015	142,075	111,061
Manufacture of paper and paper products.....	2	90,708	61,271	10,628	29,437	18,809
Publishing and printing services.....	7	191,373	78,735	20,386	112,638	92,252
MANUFACTURE OF CHEMICALS AND CHEMICAL PRODUCTS.....	11	231,460	128,936	20,496	102,524	82,028
Manufacture of basic chemicals, except fertilizers and nitrogen compounds.....	4	43,605	19,453	3,597	24,152	20,556
Manufacture of paints, varnishes and mastics .....	2	62,083	34,917	8,316	27,166	18,850

NUMBER OF ESTABLISHMENTS, GROSS VALUE OF PRODUCTION, INDUSTRIAL COSTS, INDIRECT TAXES NET  
AND CENSUS VALUE ADDED BY INDUSTRIAL GROUP - PUBLIC, 2001/2002 (1994 E.F.Y)

(IN '000 BIRR)

TABLE 4.25 (Cont...)

INDUSTRIAL GROUP	NO.OF ESTAB.	GROSS VALUE OF PRODUCTION	INDUSTRIAL COSTS	INDIRECT TAXES NET	CENSUS VALUE ADDED	
					AT MARKET PRICE	AT FACTOR COST
Manufacture of pharmaceuticals, medicinal chemicals and botanical products.....	1	77,114	44,375	3,642	32,739	29,097
Manufacture of soap and detergents cleaning and polishing, perfumes and toilet preparations.....	2	45,218	27,882	4,748	17,336	12,589
Manufacture of chemical products n.e.c. ....	2	3,439	2,310	193	1,130	936
MANUFACTURE OF RUBBER AND PLASTIC PROCDUCTS.....	5	279,883	131,238	42,915	148,645	105,730
Manufacture of rubber products.....	1	212,365	93,662	35,604	118,703	83,099
Manufacture of plastic products.....	4	67,518	37,576	7,312	29,943	22,631
MANUFACTURE OF OTHER NON-METALLIC MINERAL PRODUCTS ...	21	639,665	305,712	80,086	333,953	253,868
Manufacture of glass and glass products.....	1	23,488	7,464	2,765	16,024	13,259
Manufacture of structural clay products .....	3	15,883	5,860	3,105	10,023	6,918
Manufacture of cement, lime and plaster .....	5	499,505	241,982	64,776	257,523	192,747
Manufacture of articles of concrete, cement and plaster .....	7	48,068	24,733	4,111	23,335	19,224
Manufacture of non-metallic mineral products n.e.c..	5	52,721	25,673	5,329	27,049	21,719
MANUFACTURE OF BASIC IRON AND STEEL.....	3	185,088	107,661	24,227	77,428	53,201
Manufacture of basic iron and steel.....	3	185,088	107,661	24,227	77,428	53,201
MANUFACTURE OF FABRICATED METAL PRODUCTS EXCEPT MACHINERY AND EQUIPMENT .....	5	79,804	38,892	9,853	40,912	31,059
Manufacture of structural metal products, tanks, reservoirs and containers of metal .....	-	-	-	-	-	-
Manufacture of cutlery, hand tools and general hardware .....	2	12,468	6,698	1,402	5,770	4,367
Manufacture of other fabricated metal products .....	3	67,336	32,193	8,450	35,143	26,692
MANUFACTURE OF MACHINERY AND EQUIPMENT N.E.C. ....	-	-	-	-	-	-
Manufacture of pumps, compressors, taps and valves..	-	-	-	-	-	-
Manufacture of ovens, furnaces and furnace burners..	-	-	-	-	-	-
Manufacture of other general purpose machinery.....	-	-	-	-	-	-
Manufacture of machinery for food and beverage processing .....	-	-	-	-	-	-
Manufacture of accumulators, primary cells and and primary batteries .....	-	-	-	-	-	-
MANUFACTURE OF MOTOR VEHICLES, TRAILERS & SEMI-TRAILERS	2	132,072	89,198	12,749	42,874	30,125
Manufacture of bodies for motor vehicles.....	2	132,072	89,198	12,749	42,874	30,125
Manufacture of parts and accessories for motor vehicles and their engines.....	-	-	-	-	-	-
MANUFACTURE OF FURNITURE; MANUFACTURING N.E.C. ....	5	11,645	6,622	916	5,023	4,108
Manufacture of furniture; manufacturing n.e.c.....	5	11,645	6,622	916	5,023	4,108
T O T A L	143	4,946,951	2,280,313	718,970	2,666,638	1,947,668



NUMBER OF ESTABLISHMENTS, GROSS VALUE OF PRODUCTION, INDUSTRIAL COSTS, INDIRECT TAXES NET  
AND CENSUS VALUE ADDED BY INDUSTRIAL GROUP - PRIVATE, 2001/2002 (1994 E.F.Y)

TABLE 4.26

(IN '000 BIRR)

INDUSTRIAL GROUP	NO.OF ESTAB.	GROSS VALUE OF PRODUCTION	INDUSTRIAL COSTS	INDIRECT TAXES NET	CENSUS VALUE ADDED	
					AT MARKET PRICE	AT FACTOR COST
MANUFACTURE OF FOOD PRODUCTS AND BEVERAGES.....	239	1,130,316	536,619	210,530	593,697	383,167
Production, processing and preserving of meat, fruit and vegetables .....	6	64,907	35,109	1,178	29,798	28,620
Manufacture of vegetable and animal oils and fats...	25	38,241	27,002	1,204	11,239	10,034
Manufacture of dairy products .....	1	25,556	13,876	1,248	11,680	10,431
Manufacture of grain mill products .....	52	177,605	129,570	9,583	48,035	38,452
Manufacture of prepared animal feeds .....	2	1,695	938	206	757	551
Manufacture of bakery products .....	118	114,293	75,118	2,985	39,174	36,189
Manufacture of sugar and sugar confectionery .....	8	1,940	1,376	133	564	431
Manufacture of macaroni and spaghetti.....	-	-	-	-	-	-
Manufacture of food products n.e.c. ....	8	46,808	19,395	4,218	27,413	23,195
Distilling, rectifying and blending of spirits .....	7	9,273	4,918	2,691	4,356	1,665
Manufacture of wines .....	-	-	-	-	-	-
Manufacture of malt liquors and malt .....	3	206,192	54,935	67,240	151,257	84,018
Manufacture of soft drinks & production of mineral waters .....	9	443,806	174,381	119,843	269,425	149,582
MANUFACTURE OF TOBACCO PRODUCTS .....	-	-	-	-	-	-
Manufacture of tobacco products.....	-	-	-	-	-	-
MANUFACTURE OF TEXTILES .....	17	216,678	144,467	23,655	72,211	48,556
Spinning, weaving and finishing of textiles .....	10	214,907	143,510	23,498	71,397	47,899
Manufacture of cordage, rope, twine and netting ....	-	-	-	-	-	-
Knitting mills .....	7	1,771	957	157	814	657
MANUFACTURE OF WEARING APPAREL, EXCEPT FUR APPAREL....	25	33,221	16,627	3,782	16,594	12,812
Manufacture of wearing apparel except fur apparel...	25	33,221	16,627	3,782	16,594	12,812
TANNING AND DRESSING OF LEATHER; MANUFACTURE OF FOOTWEAR, LUGGAGE AND HANDBAGS .....	45	502,680	372,990	13,004	129,690	116,687
Tanning and dressing of leather, luggage and handbags	10	392,219	302,286	2,116	89,933	87,817
Manufacture of footwear.....	35	110,461	70,703	10,888	39,758	28,870
MANUFACTURE OF WOOD AND OF PRODUCTS OF WOOD AND CORK, EXCEPT FURNITURE .....	13	4,492	3,040	211	1,452	1,241
Manufacture of wood and of products of wood and cork, except furniture.....	13	4,492	3,040	211	1,452	1,241
MANUFACTURE OF PAPER, PAPER PRODUCTS AND PRINTING ....	64	149,149	86,967	5,664	62,182	56,518
Manufacture of paper and paper products.....	5	50,464	37,266	762	13,198	12,436
Publishing and printing services.....	59	98,685	49,701	4,902	48,984	44,082
MANUFACTURE OF CHEMICALS AND CHEMICAL PRODUCTS.....	30	282,033	179,407	26,752	102,626	75,874
Manufacture of basic chemicals, except fertilizers and nitrogen compounds.....	1	6,066	1,966	714	4,100	3,386
Manufacture of paints, varnishes and mastics .....	7	85,422	54,386	10,213	31,035	20,822

NUMBER OF ESTABLISHMENTS, GROSS VALUE OF PRODUCTION, INDUSTRIAL COSTS, INDIRECT TAXES NET  
AND CENSUS VALUE ADDED BY INDUSTRIAL GROUP - PRIVATE, 2001/2002 (1994 E.F.Y)

(IN '000 BIRR)

TABLE 4.26 (Cont..)

INDUSTRIAL GROUP	NO.OF ESTAB.	GROSS VALUE OF PRODUCTION	INDUSTRIAL COSTS	INDIRECT TAXES NET	CENSUS VALUE ADDED	
					AT MARKET PRICE	AT FACTOR COST
Manufacture of pharmaceuticals, medicinal chemicals and botanical products.....	5	35,498	21,931	891	13,567	12,676
Manufacture of soap and detergents cleaning and polishing, perfumes and toilet preparations.....	14	146,701	95,939	14,148	50,762	36,614
Manufacture of chemical products n.e.c. ....	3	8,347	5,185	786	3,162	2,375
MANUFACTURE OF RUBBER AND PLASTIC PROCDUCTS.....	34	187,254	107,512	19,839	79,742	59,903
Manufacture of rubber products.....	4	6,543	2,741	723	3,802	3,079
Manufacture of plastic products.....	30	180,712	104,771	19,116	75,940	56,824
MANUFACTURE OF OTHER NON-METALLIC MINERAL PRODUCTS ...	79	54,745	26,590	5,842	28,156	22,313
Manufacture of glass and glass products.....	1	253	193	2	59	57
Manufacture of structural clay products .....	4	1,435	502	142	933	791
Manufacture of cement, lime and plaster .....	3	1,064	384	89	680	590
Manufacture of articles of concrete, cement and plaster .....	62	21,936	10,558	1,350	11,378	10,029
Manufacture of non-metallic mineral products n.e.c..	9	30,058	14,952	4,259	15,106	10,846
MANUFACTURE OF BASIC IRON AND STEEL.....	8	269,385	211,685	30,115	57,700	27,585
Manufacture of basic iron and steel.....	8	269,385	211,685	30,115	57,700	27,585
MANUFACTURE OF FABRICATED METAL PRODUCTS EXCEPT MACHINERY AND EQUIPMENT .....	56	83,218	50,283	9,714	32,935	23,220
Manufacture of structural metal products, tanks, reservoirs and containers of metal .....	32	22,924	11,005	2,250	11,919	9,669
Manufacture of cutlery, hand tools and general hardware .....	10	23,043	15,497	2,977	7,546	4,570
Manufacture of other fabricated metal products .....	14	37,251	23,782	4,488	13,469	8,981
MANUFACTURE OF MACHINERY AND EQUIPMENT N.E.C. ....	8	6,026	3,349	578	2,677	2,099
Manufacture of pumps, compressors, taps and valves..	-	-	-	-	-	-
Manufacture of ovens, furnaces and furnace burners..	4	2,999	1,627	321	1,371	1,051
Manufacture of other general purpose machinery.....	-	-	-	-	-	-
Manufacture of machinery for food and beverage processing .....	3	1,774	526	106	1,247	1,141
Manufacture of accumulators, primary cells and and primary batteries .....	1	1,253	1,195	152	58	-93
MANUFACTURE OF MOTOR VEHICLES, TRAILERS & SEMI-TRAILERS	5	96,514	59,130	1,154	37,384	36,230
Manufacture of bodies for motor vehicles.....	4	94,194	58,276	1,062	35,918	34,856
Manufacture of parts and accessories for motor vehicles and their engines.....	1	2,320	854	92	1,466	1,374
MANUFACTURE OF FURNITURE; MANUFACTURING N.E.C. ....	143	129,075	64,437	11,074	64,638	53,564
Manufacture of furniture; manufacturing n.e.c.....	143	129,075	64,437	11,074	64,638	53,564
T O T A L	766	3,144,786	1,863,103	361,914	1,281,683	919,768

NUMBER OF ESTABLISHMENTS, GROSS VALUE OF PRODUCTION, INDUSTRIAL AND NON-INDUSTRIAL COSTS, INDIRECT TAXES  
NET AND VALUE ADDED IN THE NATIONAL ACCOUNT CONCEPT BY INDUSTRIAL GROUP  
PUBLIC AND PRIVATE - 2001/2002 (1994 E.F.Y)

TABLE 4.27

(IN '000 BIRR)

INDUSTRIAL GROUP	NO.OF ESTAB.	GROSS VALUE OF PRODUCTION	INDUSTRIAL AND NON- INDUSTRIAL COSTS	INDIRECT TAXES NET	VALUE ADDED IN THE NATIONAL ACCOUNT CONCEPT	
					AT MARKET PRICE	AT FACTOR COST
MANUFACTURE OF FOOD PRODUCTS AND BEVERAGES.....	282	3,136,320	1,567,946	563,138	1,568,373	1,005,236
Production, processing and preserving of meat, fruit and vegetables .....	9	110,546	63,172	4,456	47,373	42,917
Manufacture of vegetable and animal oils and fats...	30	81,450	62,060	7,598	19,391	11,792
Manufacture of dairy products .....	2	40,439	25,995	1,914	14,444	12,530
Manufacture of grain mill products .....	60	363,751	279,416	15,191	84,335	69,143
Manufacture of prepared animal feeds .....	3	4,230	2,826	319	1,404	1,085
Manufacture of bakery products .....	124	204,254	146,264	9,963	57,990	48,027
Manufacture of sugar and sugar confectionery .....	12	887,507	304,966	150,449	582,541	432,092
Manufacture of macaroni and spaghetti.....	3	77,905	53,152	2,055	24,753	22,699
Manufacture of food products n.e.c. ....	9	62,145	35,412	4,301	26,732	22,431
Distilling, rectifying and blending of spirits .....	11	70,810	17,691	28,100	53,118	25,018
Manufacture of wines .....	1	26,650	10,975	7,580	15,675	8,095
Manufacture of malt liquors and malt .....	7	686,414	290,287	192,121	396,127	204,006
Manufacture of soft drinks & production of mineral waters .....	11	520,220	275,730	139,089	244,490	105,401
MANUFACTURE OF TOBACCO PRODUCTS .....	1	256,768	114,432	52,281	142,336	90,056
Manufacture of tobacco products.....	1	256,768	114,432	52,281	142,336	90,056
MANUFACTURE OF TEXTILES .....	36	675,447	482,734	83,426	192,713	109,286
Spinning, weaving and finishing of textiles .....	27	620,033	447,188	77,742	172,845	95,103
Manufacture of cordage, rope, twine and netting ....	2	53,643	34,480	5,527	19,164	13,637
Knitting mills .....	7	1,771	1,067	157	704	547
MANUFACTURE OF WEARING APPAREL, EXCEPT FUR APPAREL....	29	57,565	37,126	6,292	20,440	14,148
Manufacture of wearing apparel except fur apparel....	29	57,565	37,126	6,292	20,440	14,148
TANNING AND DRESSING OF LEATHER; MANUFACTURE OF FOOTWEAR, LUGGAGE AND HANDBAGS .....	52	825,313	636,576	38,280	188,737	150,457
Tanning and dressing of leather, luggage and handbags	14	627,354	505,991	16,501	121,363	104,861
Manufacture of footwear.....	38	197,959	130,585	21,779	67,374	45,595
MANUFACTURE OF WOOD AND OF PRODUCTS OF WOOD AND CORK, EXCEPT FURNITURE .....	21	41,227	19,898	4,478	21,329	16,851
Manufacture of wood and of products of wood and cork, except furniture.....	21	41,227	19,898	4,478	21,329	16,851
MANUFACTURE OF PAPER, PAPER PRODUCTS AND PRINTING ....	73	431,230	249,100	36,679	182,130	145,452
Manufacture of paper and paper products.....	7	141,172	103,710	11,390	37,462	26,072
Publishing and printing services.....	66	290,058	145,389	25,289	144,668	119,380
MANUFACTURE OF CHEMICALS AND CHEMICAL PRODUCTS.....	41	513,493	348,242	47,248	165,251	118,002
Manufacture of basic chemicals, except fertilizers and nitrogen compounds.....	5	49,671	25,667	4,310	24,004	19,694
Manufacture of paints, varnishes and mastics .....	9	147,504	97,242	18,530	50,263	31,733

NUMBER OF ESTABLISHMENTS, GROSS VALUE OF PRODUCTION, INDUSTRIAL AND NON-INDUSTRIAL COSTS, INDIRECT TAXES  
NET AND VALUE ADDED IN THE NATIONAL ACCOUNT CONCEPT BY INDUSTRIAL GROUP  
PUBLIC AND PRIVATE - 2001/2002 (1994 E.F.Y)

TABLE 4.27 (Contd..)

(IN '000 BIRR)

INDUSTRIAL GROUP	NO.OF ESTAB.	GROSS VALUE OF PRODUCTION	INDUSTRIAL AND NON- INDUSTRIAL COSTS	INDIRECT TAXES NET	VALUE ADDED IN THE NATIONAL ACCOUNT CONCEPT	
					AT MARKET PRICE	AT FACTOR COST
Manufacture of pharmaceuticals, medicinal chemicals and botanical products.....	6	112,612	74,931	4,533	37,682	33,149
Manufacture of soap and detergents cleaning and polishing, perfumes and toilet preparations.....	16	191,919	141,523	18,896	50,396	31,500
Manufacture of chemical products n.e.c. ....	5	11,786	8,880	980	2,906	1,926
MANUFACTURE OF RUBBER AND PLASTIC PROCDUCTS.....	39	467,137	269,707	62,754	197,430	134,676
Manufacture of rubber products.....	5	218,907	111,186	36,326	107,722	71,396
Manufacture of plastic products.....	34	248,230	158,521	26,428	89,708	63,280
MANUFACTURE OF OTHER NON-METALLIC MINERAL PRODUCTS ...	100	694,410	393,788	85,928	300,623	214,694
Manufacture of glass and glass products.....	2	23,741	9,365	2,767	14,376	11,609
Manufacture of structural clay products .....	7	17,318	8,115	3,247	9,203	5,956
Manufacture of cement, lime and plaster .....	8	500,569	279,700	64,866	220,869	156,003
Manufacture of articles of concrete, cement and plaster .....	69	70,004	42,431	5,460	27,572	22,112
Manufacture of non-metallic mineral products n.e.c..	14	82,779	54,177	9,588	28,602	19,014
MANUFACTURE OF BASIC IRON AND STEEL.....	11	454,473	331,919	54,342	122,554	68,212
Manufacture of basic iron and steel.....	11	454,473	331,919	54,342	122,554	68,212
MANUFACTURE OF FABRICATED METAL PRODUCTS EXCEPT MACHINERY AND EQUIPMENT .....	61	163,022	99,245	19,567	63,777	44,210
Manufacture of structural metal products, tanks, reservoirs and containers of metal .....	32	22,924	12,983	2,250	9,941	7,691
Manufacture of cutlery, hand tools and general hardware .....	12	35,511	24,844	4,379	10,667	6,288
Manufacture of other fabricated metal products .....	17	104,587	61,419	12,938	43,169	30,231
MANUFACTURE OF MACHINERY AND EQUIPMENT N.E.C. ....	8	6,026	3,864	578	2,161	1,583
Manufacture of pumps, compressors, taps and valves..	-	-	-	-	-	-
Manufacture of ovens, furnaces and furnace burners..	4	2,999	1,753	321	1,246	925
Manufacture of other general purpose machinery.....	-	-	-	-	-	-
Manufacture of machinery for food and beverage processing .....	3	1,774	642	106	1,131	1,025
Manufacture of accumulators, primary cells and and primary batteries .....	1	1,253	1,469	152	-216	-367
MANUFACTURE OF MOTOR VEHICLES, TRAILERS & SEMI-TRAILERS	7	228,586	159,166	13,904	69,420	55,516
Manufacture of bodies for motor vehicles.....	6	226,267	158,172	13,811	68,095	54,284
Manufacture of parts and accessories for motor vehicles and their engines.....	1	2,320	995	92	1,325	1,233
MANUFACTURE OF FURNITURE; MANUFACTURING N.E.C. ....	148	140,720	83,419	11,989	57,301	45,312
Manufacture of furniture; manufacturing n.e.c.....	148	140,720	83,419	11,989	57,301	45,312
T O T A L	909	8,091,737	4,797,163	1,080,885	3,294,574	2,213,690

NUMBER OF ESTABLISHMENTS, GROSS VALUE OF PRODUCTION, INDUSTRIAL AND NON-INDUSTRIAL COSTS, INDIRECT TAXES  
NET AND VALUE ADDED IN THE NATIONAL ACCOUNT CONCEPT BY INDUSTRIAL GROUP  
PUBLIC - 2001/2002 (1994 E.F.Y)

TABLE 4.28

(IN '000 BIRR)

INDUSTRIAL GROUP	NO.OF ESTAB.	GROSS VALUE OF PRODUCTION	INDUSTRIAL AND NON- INDUSTRIAL COSTS	INDIRECT TAXES NET	VALUE ADDED IN THE NATIONAL ACCOUNT CONCEPT	
					AT MARKET PRICE	AT FACTOR COST
MANUFACTURE OF FOOD PRODUCTS AND BEVERAGES.....	43	2,006,004	863,643	352,608	1,142,361	789,753
Production, processing and preserving of meat, fruit and vegetables .....	3	45,639	22,569	3,279	23,070	19,792
Manufacture of vegetable and animal oils and fats...	5	43,209	33,137	6,394	10,072	3,678
Manufacture of dairy products .....	1	14,883	9,714	666	5,169	4,503
Manufacture of grain mill products .....	8	186,146	140,095	5,608	46,050	40,442
Manufacture of prepared animal feeds .....	1	2,536	1,678	113	858	744
Manufacture of bakery products .....	6	89,961	59,109	6,978	30,853	23,875
Manufacture of sugar and sugar confectionery .....	4	885,567	303,535	150,316	582,031	431,715
Manufacture of macaroni and spaghetti.....	3	77,905	53,152	2,055	24,753	22,699
Manufacture of food products n.e.c. ....	1	15,336	12,693	83	2,643	2,560
Distilling, rectifying and blending of spirits .....	4	61,536	11,698	25,409	49,839	24,430
Manufacture of wines .....	1	26,650	10,975	7,580	15,675	8,095
Manufacture of malt liquors and malt .....	4	480,222	178,998	124,881	301,223	176,342
Manufacture of soft drinks & production of mineral waters .....	2	76,414	26,289	19,246	50,125	30,879
MANUFACTURE OF TOBACCO PRODUCTS .....	1	256,768	114,432	52,281	142,336	90,056
Manufacture of tobacco products.....	1	256,768	114,432	52,281	142,336	90,056
MANUFACTURE OF TEXTILES .....	19	458,769	321,744	59,771	137,025	77,254
Spinning, weaving and finishing of textiles .....	17	405,126	287,264	54,244	117,861	63,617
Manufacture of cordage, rope, twine and netting ....	2	53,643	34,480	5,527	19,164	13,637
Knitting mills .....	-	-	-	-	-	-
MANUFACTURE OF WEARING APPAREL, EXCEPT FUR APPAREL....	4	24,344	14,814	2,510	9,530	7,020
Manufacture of wearing apparel except fur apparel....	4	24,344	14,814	2,510	9,530	7,020
TANNING AND DRESSING OF LEATHER; MANUFACTURE OF FOOTWEAR, LUGGAGE AND HANDBAGS .....	7	322,632	239,088	25,276	83,545	58,269
Tanning and dressing of leather, luggage and handbags	4	235,135	183,446	14,386	51,689	37,304
Manufacture of footwear.....	3	87,497	55,642	10,890	31,855	20,965
MANUFACTURE OF WOOD AND OF PRODUCTS OF WOOD AND CORK, EXCEPT FURNITURE .....	8	36,735	16,679	4,267	20,056	15,789
Manufacture of wood and of products of wood and cork, except furniture.....	8	36,735	16,679	4,267	20,056	15,789
MANUFACTURE OF PAPER, PAPER PRODUCTS AND PRINTING ....	9	282,081	151,339	31,015	130,741	99,727
Manufacture of paper and paper products.....	2	90,708	63,747	10,628	26,961	16,332
Publishing and printing services.....	7	191,373	87,592	20,386	103,781	83,394
MANUFACTURE OF CHEMICALS AND CHEMICAL PRODUCTS.....	11	231,460	140,431	20,496	91,028	70,532
Manufacture of basic chemicals, except fertilizers and nitrogen compounds.....	4	43,605	22,751	3,597	20,854	17,257
Manufacture of paints, varnishes and mastics .....	2	62,083	37,011	8,316	25,072	16,756

NUMBER OF ESTABLISHMENTS, GROSS VALUE OF PRODUCTION, INDUSTRIAL AND NON-INDUSTRIAL COSTS, INDIRECT TAXES  
NET AND VALUE ADDED IN THE NATIONAL ACCOUNT CONCEPT BY INDUSTRIAL GROUP  
PUBLIC - 2001/2002 (1994 E.F.Y)

TABLE 4.28 (Contd..)

(IN '000 BIRR)

INDUSTRIAL GROUP	NO.OF ESTAB.	GROSS VALUE OF PRODUCTION	INDUSTRIAL AND NON- INDUSTRIAL COSTS	INDIRECT TAXES NET	VALUE ADDED IN THE NATIONAL ACCOUNT CONCEPT	
					AT MARKET PRICE	AT FACTOR COST
Manufacture of pharmaceuticals, medicinal chemicals and botanical products.....	1	77,114	48,172	3,642	28,943	25,301
Manufacture of soap and detergents cleaning and polishing, perfumes and toilet preparations.....	2	45,218	29,783	4,748	15,435	10,687
Manufacture of chemical products n.e.c. ....	2	3,439	2,715	193	725	531
MANUFACTURE OF RUBBER AND PLASTIC PROCDUCTS.....	5	279,883	150,934	42,915	128,949	86,034
Manufacture of rubber products.....	1	212,365	107,739	35,604	104,626	69,023
Manufacture of plastic products.....	4	67,518	43,195	7,312	24,323	17,011
MANUFACTURE OF OTHER NON-METALLIC MINERAL PRODUCTS ...	21	639,665	356,257	80,086	283,408	203,322
Manufacture of glass and glass products.....	1	23,488	9,165	2,765	14,324	11,559
Manufacture of structural clay products .....	3	15,883	7,561	3,105	8,322	5,217
Manufacture of cement, lime and plaster .....	5	499,505	279,245	64,776	220,260	155,484
Manufacture of articles of concrete, cement and plaster .....	7	48,068	29,357	4,111	18,710	14,599
Manufacture of non-metallic mineral products n.e.c..	5	52,721	30,929	5,329	21,792	16,463
MANUFACTURE OF BASIC IRON AND STEEL.....	3	185,088	113,601	24,227	71,488	47,261
Manufacture of basic iron and steel.....	3	185,088	113,601	24,227	71,488	47,261
MANUFACTURE OF FABRICATED METAL PRODUCTS EXCEPT MACHINERY AND EQUIPMENT .....	5	79,804	42,726	9,853	37,078	27,225
Manufacture of structural metal products, tanks, reservoirs and containers of metal .....	-	-	-	-	-	-
Manufacture of cutlery, hand tools and general hardware .....	2	12,468	7,578	1,402	4,890	3,488
Manufacture of other fabricated metal products .....	3	67,336	35,148	8,450	32,188	23,737
MANUFACTURE OF MACHINERY AND EQUIPMENT N.E.C. ....	-	-	-	-	-	-
Manufacture of pumps, compressors, taps and valves..	-	-	-	-	-	-
Manufacture of ovens, furnaces and furnace burners..	-	-	-	-	-	-
Manufacture of other general purpose machinery.....	-	-	-	-	-	-
Manufacture of machinery for food and beverage processing .....	-	-	-	-	-	-
Manufacture of accumulators, primary cells and and primary batteries .....	-	-	-	-	-	-
MANUFACTURE OF MOTOR VEHICLES, TRAILERS & SEMI-TRAILERS	2	132,072	95,678	12,749	36,394	23,645
Manufacture of bodies for motor vehicles.....	2	132,072	95,678	12,749	36,394	23,645
Manufacture of parts and accessories for motor vehicles and their engines.....	-	-	-	-	-	-
MANUFACTURE OF FURNITURE; MANUFACTURING N.E.C. ....	5	11,645	7,806	916	3,840	2,924
Manufacture of furniture; manufacturing n.e.c.....	5	11,645	7,806	916	3,840	2,924
T O T A L	143	4,946,951	2,629,172	718,970	2,317,780	1,598,809

NUMBER OF ESTABLISHMENTS, GROSS VALUE OF PRODUCTION, INDUSTRIAL AND NON-INDUSTRIAL COSTS, INDIRECT TAXES  
NET AND VALUE ADDED IN THE NATIONAL ACCOUNT CONCEPT BY INDUSTRIAL GROUP  
PRIVATE - 2001/2002 (1994 E.F.Y)

TABLE 4.29

(IN '000 BIRR)

INDUSTRIAL GROUP	NO.OF ESTAB.	GROSS VALUE OF PRODUCTION	INDUSTRIAL AND NON- INDUSTRIAL COSTS	INDIRECT TAXES NET	VALUE ADDED IN THE NATIONAL ACCOUNT CONCEPT	
					AT MARKET PRICE	AT FACTOR COST
MANUFACTURE OF FOOD PRODUCTS AND BEVERAGES.....	239	1,130,316	704,304	210,530	426,012	215,482
Production, processing and preserving of meat, fruit and vegetables .....	6	64,907	40,604	1,178	24,303	23,125
Manufacture of vegetable and animal oils and fats...	25	38,241	28,923	1,204	9,319	8,114
Manufacture of dairy products .....	1	25,556	16,281	1,248	9,275	8,027
Manufacture of grain mill products .....	52	177,605	139,321	9,583	38,284	28,701
Manufacture of prepared animal feeds .....	2	1,695	1,148	206	547	341
Manufacture of bakery products .....	118	114,293	87,155	2,985	27,137	24,153
Manufacture of sugar and sugar confectionery .....	8	1,940	1,430	133	510	377
Manufacture of macaroni and spaghetti.....	-	-	-	-	-	-
Manufacture of food products n.e.c. ....	8	46,808	22,719	4,218	24,089	19,871
Distilling, rectifying and blending of spirits .....	7	9,273	5,994	2,691	3,280	589
Manufacture of wines .....	-	-	-	-	-	-
Manufacture of malt liquors and malt .....	3	206,192	111,288	67,240	94,904	27,664
Manufacture of soft drinks & production of mineral waters .....	9	443,806	249,441	119,843	194,365	74,522
MANUFACTURE OF TOBACCO PRODUCTS .....	-	-	-	-	-	-
Manufacture of tobacco products.....	-	-	-	-	-	-
MANUFACTURE OF TEXTILES .....	17	216,678	160,990	23,655	55,688	32,033
Spinning, weaving and finishing of textiles .....	10	214,907	159,924	23,498	54,984	31,486
Manufacture of cordage, rope, twine and netting .....	-	-	-	-	-	-
Knitting mills .....	7	1,771	1,067	157	704	547
MANUFACTURE OF WEARING APPAREL, EXCEPT FUR APPAREL....	25	33,221	22,311	3,782	10,910	7,128
Manufacture of wearing apparel except fur apparel...	25	33,221	22,311	3,782	10,910	7,128
TANNING AND DRESSING OF LEATHER; MANUFACTURE OF FOOTWEAR, LUGGAGE AND HANDBAGS .....	45	502,680	397,488	13,004	105,192	92,188
Tanning and dressing of leather, luggage and handbags	10	392,219	322,546	2,116	69,673	67,558
Manufacture of footwear.....	35	110,461	74,943	10,888	35,518	24,630
MANUFACTURE OF WOOD AND OF PRODUCTS OF WOOD AND CORK, EXCEPT FURNITURE .....	13	4,492	3,219	211	1,273	1,062
Manufacture of wood and of products of wood and cork, except furniture.....	13	4,492	3,219	211	1,273	1,062
MANUFACTURE OF PAPER, PAPER PRODUCTS AND PRINTING ....	64	149,149	97,761	5,664	51,389	45,725
Manufacture of paper and paper products.....	5	50,464	39,963	762	10,501	9,740
Publishing and printing services.....	59	98,685	57,797	4,902	40,888	35,985
MANUFACTURE OF CHEMICALS AND CHEMICAL PRODUCTS.....	30	282,033	207,811	26,752	74,222	47,470
Manufacture of basic chemicals, except fertilizers and nitrogen compounds.....	1	6,066	2,916	714	3,150	2,436
Manufacture of paints, varnishes and mastics .....	7	85,422	60,231	10,213	25,191	14,978

NUMBER OF ESTABLISHMENTS, GROSS VALUE OF PRODUCTION, INDUSTRIAL AND NON-INDUSTRIAL COSTS, INDIRECT TAXES  
NET AND VALUE ADDED IN THE NATIONAL ACCOUNT CONCEPT BY INDUSTRIAL GROUP  
PRIVATE - 2001/2002 (1994 E.F.Y)

TABLE 4.29 (Contd..)

(IN '000 BIRR)

INDUSTRIAL GROUP	NO.OF ESTAB.	GROSS VALUE OF PRODUCTION	INDUSTRIAL AND NON- INDUSTRIAL COSTS	INDIRECT TAXES NET	VALUE ADDED IN THE NATIONAL ACCOUNT CONCEPT	
					AT MARKET PRICE	AT FACTOR COST
Manufacture of pharmaceuticals, medicinal chemicals and botanical products.....	5	35,498	26,759	891	8,739	7,848
Manufacture of soap and detergents cleaning and polishing, perfumes and toilet preparations.....	14	146,701	111,740	14,148	34,961	20,813
Manufacture of chemical products n.e.c. ....	3	8,347	6,165	786	2,181	1,395
MANUFACTURE OF RUBBER AND PLASTIC PROCDUCTS.....	34	187,254	118,773	19,839	68,481	48,642
Manufacture of rubber products.....	4	6,543	3,447	723	3,096	2,373
Manufacture of plastic products.....	30	180,712	115,326	19,116	65,385	46,269
MANUFACTURE OF OTHER NON-METALLIC MINERAL PRODUCTS ...	79	54,745	37,531	5,842	17,215	11,372
Manufacture of glass and glass products.....	1	253	200	2	53	50
Manufacture of structural clay products .....	4	1,435	554	142	881	739
Manufacture of cement, lime and plaster .....	3	1,064	455	89	609	519
Manufacture of articles of concrete, cement and plaster .....	62	21,936	13,074	1,350	8,862	7,513
Manufacture of non-metallic mineral products n.e.c..	9	30,058	23,248	4,259	6,810	2,551
MANUFACTURE OF BASIC IRON AND STEEL.....	8	269,385	218,318	30,115	51,066	20,951
Manufacture of basic iron and steel.....	8	269,385	218,318	30,115	51,066	20,951
MANUFACTURE OF FABRICATED METAL PRODUCTS EXCEPT MACHINERY AND EQUIPMENT .....	56	83,218	56,519	9,714	26,699	16,985
Manufacture of structural metal products, tanks, reservoirs and containers of metal .....	32	22,924	12,983	2,250	9,941	7,691
Manufacture of cutlery, hand tools and general hardware .....	10	23,043	17,266	2,977	5,777	2,800
Manufacture of other fabricated metal products .....	14	37,251	26,270	4,488	10,981	6,493
MANUFACTURE OF MACHINERY AND EQUIPMENT N.E.C. ....	8	6,026	3,864	578	2,161	1,583
Manufacture of pumps, compressors, taps and valves..	-	-	-	-	-	-
Manufacture of ovens, furnaces and furnace burners..	4	2,999	1,753	321	1,246	925
Manufacture of other general purpose machinery.....	-	-	-	-	-	-
Manufacture of machinery for food and beverage processing .....	3	1,774	642	106	1,131	1,025
Manufacture of accumulators, primary cells and and primary batteries .....	1	1,253	1,469	152	-216	-367
MANUFACTURE OF MOTOR VEHICLES, TRAILERS & SEMI-TRAILERS	5	96,514	63,488	1,154	33,026	31,872
Manufacture of bodies for motor vehicles.....	4	94,194	62,493	1,062	31,701	30,639
Manufacture of parts and accessories for motor vehicles and their engines.....	1	2,320	995	92	1,325	1,233
MANUFACTURE OF FURNITURE; MANUFACTURING N.E.C. ....	143	129,075	75,614	11,074	53,461	42,388
Manufacture of furniture; manufacturing n.e.c.....	143	129,075	75,614	11,074	53,461	42,388
T O T A L	766	3,144,786	2,167,991	361,914	976,795	614,880



GROSS VALUE OF PRODUCTION IN PRODUCERS' VALUES BY INDUSTRIAL GROUP - PUBLIC AND PRIVATE  
2001/2002 (1994 E.F.Y)

TABLE 4.30

(IN '000 BIRR)

INDUSTRIAL GROUP	NO.OF ESTAB.	REVENUE FROM SALES	RECEIPTS FROM INDUSTRIAL SERVICES RENDERED TO OTHERS	RECEIPTS OF PRODUCTS BOUGHT AND RESOLD	OTHER RECEIPTS	DIFFERENCE OF STOCKS IN		GROSS VALUE OF PRODUCTION IN PRODUCERS' VALUES
						FINISHED GOODS	SEMI- FINISHED GOODS	
MANUFACTURE OF FOOD PRODUCTS AND BEVERAGES.....	282	2,962,411	8,482	10,845	48,430	113,840	-7,688	3,136,320
Production, processing and preserving of meat, fruit and vegetables .....	9	95,615	8,367	-	5,932	3,408	-2,776	110,546
Manufacture of vegetable and animal oils and fats...	30	91,093	-	14	2,454	-3,610	-8,502	81,450
Manufacture of dairy products .....	2	38,428	-	-	2,010	-	-	40,439
Manufacture of grain mill products .....	60	349,298	40	870	10,366	1,976	1,202	363,751
Manufacture of prepared animal feeds .....	3	4,062	-	41	134	-7	-	4,230
Manufacture of bakery products .....	124	199,928	46	99	3,552	648	-19	204,254
Manufacture of sugar and sugar confectionery .....	12	798,041	18	-	4,747	84,677	24	887,507
Manufacture of macaroni and spaghetti.....	3	78,386	-	-	179	-660	-	77,905
Manufacture of food products n.e.c. ....	9	43,500	-	-	4,406	14,295	-56	62,145
Distilling, rectifying and blending of spirits .....	11	69,359	-	-	110	1,073	268	70,810
Manufacture of wines .....	1	24,514	-	-	261	95	1,780	26,650
Manufacture of malt liquors and malt .....	7	668,036	12	-	8,795	9,102	469	686,414
Manufacture of soft drinks & production of mineral waters .....	11	502,148	-	9,821	5,483	2,844	-75	520,220
MANUFACTURE OF TOBACCO PRODUCTS .....	1	213,245	-	54,234	978	-11,600	-90	256,768
Manufacture of tobacco products.....	1	213,245	-	54,234	978	-11,600	-90	256,768
MANUFACTURE OF TEXTILES .....	36	641,498	3,714	108	14,498	8,801	6,828	675,447
Spinning, weaving and finishing of textiles .....	27	584,026	3,714	108	13,103	12,737	6,346	620,033
Manufacture of cordage, rope, twine and netting ....	2	55,921	-	-	1,386	-4,133	470	53,643
Knitting mills .....	7	1,551	-	-	10	198	11	1,771
MANUFACTURE OF WEARING APPAREL, EXCEPT FUR APPAREL....	29	56,663	3,215	80	773	-2,888	-279	57,565
Manufacture of wearing apparel except fur apparel....	29	56,663	3,215	80	773	-2,888	-279	57,565
TANNING AND DRESSING OF LEATHER; MANUFACTURE OF FOOTWEAR, LUGGAGE AND HANDBAGS .....	52	726,458	-	7,501	7,868	49,443	34,043	825,313
Tanning and dressing of leather, luggage and handbags	14	543,621	-	-	5,309	45,070	33,354	627,354
Manufacture of footwear.....	38	182,837	-	7,501	2,559	4,373	689	197,959
MANUFACTURE OF WOOD AND OF PRODUCTS OF WOOD AND CORK, EXCEPT FURNITURE .....	21	41,596	47	-	616	-984	-49	41,227
Manufacture of wood and of products of wood and cork, except furniture.....	21	41,596	47	-	616	-984	-49	41,227
MANUFACTURE OF PAPER, PAPER PRODUCTS AND PRINTING.....	73	408,400	555	5,016	5,800	14,110	-2,652	431,230
Manufacture of paper and paper products.....	7	121,960	18	4,911	2,302	13,441	-1,460	141,172
Publishing and printing services.....	66	286,439	538	105	3,498	670	-1,192	290,058
MANUFACTURE OF CHEMICALS AND CHEMICAL PRODUCTS.....	41	466,959	88	33,271	7,676	90	5,409	513,493
Manufacture of basic chemicals, except fertilizers and nitrogen compounds.....	5	45,227	88	9	2,533	739	1,076	49,671
Manufacture of paints, varnishes and mastics .....	9	139,651	-	2,834	1,222	3,382	416	147,504

GROSS VALUE OF PRODUCTION IN PRODUCERS' VALUES BY INDUSTRIAL GROUP - PUBLIC AND PRIVATE  
2001/2002 (1994 E.F.Y)

TABLE 4.30 (Contd..)

(IN '000 BIRR)

INDUSTRIAL GROUP	NO.OF ESTAB.	REVENUE FROM SALES	RECEIPTS FROM INDUSTRIAL SERVICES RENDERED TO OTHERS	RECEIPTS OF PRODUCTS BOUGHT AND RESOLD	OTHER RECEIPTS	DIFFERENCE OF STOCKS IN		GROSS VALUE OF PRODUCTION IN PRODUCERS' VALUES
						FINISHED GOODS	SEMI- FINISHED GOODS	
Manufacture of pharmaceuticals, medicinal chemicals and botanical products.....	6	114,369	-	-	365	-4,498	2,377	112,612
Manufacture of soap and detergents cleaning and polishing, perfumes and toilet preparations.....	16	158,001	-	27,965	3,539	833	1,581	191,919
Manufacture of chemical products n.e.c. ....	5	9,713	-	2,463	17	-365	-41	11,786
MANUFACTURE OF RUBBER AND PLASTIC PROCDUCTS.....	39	458,046	335	2,674	4,140	3,256	-1,314	467,137
Manufacture of rubber products.....	5	217,389	279	-	1,281	1,710	-1,752	218,907
Manufacture of plastic products.....	34	240,658	56	2,674	2,859	1,545	438	248,230
MANUFACTURE OF OTHER NON-METALLIC MINERAL PRODUCTS ...	100	668,148	700	16,889	11,789	6,253	-9,368	694,410
Manufacture of glass and glass products.....	2	21,444	-	-	69	2,330	-103	23,741
Manufacture of structural clay products .....	7	16,200	-	-	1,218	-68	-32	17,318
Manufacture of cement, lime and plaster .....	8	502,372	623	739	2,900	1,852	-7,917	500,569
Manufacture of articles of concrete, cement and plaster .....	69	51,318	11	16,150	2,523	119	-117	70,004
Manufacture of non-metallic mineral products n.e.c..	14	76,814	66	1	5,079	2,020	-1,200	82,779
MANUFACTURE OF BASIC IRON AND STEEL.....	11	421,009	438	27,567	1,856	6,076	-2,472	454,473
Manufacture of basic iron and steel.....	11	421,009	438	27,567	1,856	6,076	-2,472	454,473
MANUFACTURE OF FABRICATED METAL PRODUCTS EXCEPT MACHINERY AND EQUIPMENT .....	61	144,686	5,614	5,933	1,900	1,752	3,137	163,022
Manufacture of structural metal products, tanks, reservoirs and containers of metal .....	32	20,216	315	62	164	299	1,867	22,924
Manufacture of cutlery, hand tools and general hardware .....	12	33,097	275	532	541	472	595	35,511
Manufacture of other fabricated metal products .....	17	91,374	5,023	5,340	1,195	981	675	104,587
MANUFACTURE OF MACHINERY AND EQUIPMENT N.E.C. ....	8	5,088	166	-	118	676	-22	6,026
Manufacture of pumps, compressors, taps and valves..	-	-	-	-	-	-	-	-
Manufacture of ovens, furnaces and furnace burners..	4	2,801	88	-	118	31	-39	2,999
Manufacture of other general purpose machinery.....	-	-	-	-	-	-	-	-
Manufacture of machinery for food and beverage processing .....	3	1,276	79	-	-	402	17	1,774
Manufacture of accumulators, primary cells and and primary batteries .....	1	1,010	-	-	-	243	-	1,253
MANUFACTURE OF MOTOR VEHICLES, TRAILERS & SEMI-TRAILERS	7	186,908	7,381	31,831	3,159	-1,724	1,032	228,586
Manufacture of bodies for motor vehicles.....	6	186,908	5,385	31,831	2,835	-1,724	1,032	226,267
Manufacture of parts and accessories for motor vehicles and their engines.....	1	-	1,996	-	324	-	-	2,320
MANUFACTURE OF FURNITURE; MANUFACTURING N.E.C. ....	148	127,895	1,512	4,229	2,317	3,400	1,367	140,720
Manufacture of furniture; manufacturing n.e.c.....	148	127,895	1,512	4,229	2,317	3,400	1,367	140,720
T O T A L	909	7,529,009	32,247	200,177	111,918	190,502	27,884	8,091,737

ACTUAL VALUE OF PRODUCTION AS PERCENTAGE OF YEARLY CAPACITY BY INDUSTRIAL GROUP  
PUBLIC AND PRIVATE - 2001/2002 (1994 E.F.Y)

(IN '000 BIRR)

TABLE 4.31

INDUSTRIAL GROUP	ACTUAL VALUE OF PRODUCTION	VALUE OF PRODUCTION AT FULL CAPACITY (AT MARKET PRICE)	ACTUAL VALUE OF PRODUCTION AS % OF YEARLY CAPACITY	DEMAND OF RAW MATERIALS CONSUMPTION AT FULL CAPACITY
MANUFACTURE OF FOOD PRODUCTS AND BEVERAGES.....	3,068,563	5,782,604	53.07	1,936,524
Production, processing and preserving of meat, fruit and vegetables .....	96,247	262,585	36.65	100,288
Manufacture of vegetable and animal oils and fats...	78,981	568,175	13.90	96,276
Manufacture of dairy products .....	38,428	95,346	40.30	46,670
Manufacture of grain mill products .....	352,476	712,599	49.46	529,111
Manufacture of prepared animal feeds .....	4,055	23,252	17.44	9,665
Manufacture of bakery products .....	200,557	343,769	58.34	226,723
Manufacture of sugar and sugar confectionery .....	882,742	1,101,672	80.13	191,571
Manufacture of macaroni and spaghetti.....	77,726	92,677	83.87	87,061
Manufacture of food products n.e.c. ....	57,739	716,754	8.06	72,880
Distilling, rectifying and blending of spirits .....	70,700	110,385	64.05	25,853
Manufacture of wines .....	26,388	34,059	77.48	9,723
Manufacture of malt liquors and malt .....	677,607	910,309	74.44	264,208
Manufacture of soft drinks & production of mineral waters .....	504,917	811,022	62.26	276,497
MANUFACTURE OF TOBACCO PRODUCTS .....	201,555	279,864	72.02	55,817
Manufacture of tobacco products.....	201,555	279,864	72.02	55,817
MANUFACTURE OF TEXTILES .....	657,127	1,675,566	39.22	916,746
Spinning, weaving and finishing of textiles .....	603,109	1,586,743	38.01	861,045
Manufacture of cordage, rope, twine and netting .....	52,258	85,422	61.18	54,125
Knitting mills .....	1,761	3,401	51.77	1,576
MANUFACTURE OF WEARING APPAREL, EXCEPT FUR APPAREL....	53,497	147,614	36.24	80,840
Manufacture of wearing apparel except fur apparel...	53,497	147,614	36.24	80,840
TANNING AND DRESSING OF LEATHER; MANUFACTURE OF FOOTWEAR, LUGGAGE AND HANDBAGS .....	809,944	1,242,595	65.18	925,596
Tanning and dressing of leather, luggage and handbags	622,045	938,290	66.30	743,470
Manufacture of footwear.....	187,899	304,305	61.75	182,126
MANUFACTURE OF WOOD AND OF PRODUCTS OF WOOD AND CORK, EXCEPT FURNITURE .....	40,563	76,745	52.85	27,738
Manufacture of wood and of products of wood and cork, except furniture.....	40,563	76,745	52.85	27,738
MANUFACTURE OF PAPER, PAPER PRODUCTS AND PRINTING.....	419,858	614,035	68.38	293,817
Manufacture of paper and paper products.....	133,942	255,560	52.41	147,329
Publishing and printing services.....	285,917	358,475	79.76	146,488
MANUFACTURE OF CHEMICALS AND CHEMICAL PRODUCTS.....	472,459	1,293,816	36.52	450,247
Manufacture of basic chemicals, except fertilizers and nitrogen compounds.....	47,041	296,808	15.85	84,241
Manufacture of paints, varnishes and mastics .....	143,449	215,231	66.65	126,818

ACTUAL VALUE OF PRODUCTION AS PERCENTAGE OF YEARLY CAPACITY BY INDUSTRIAL GROUP  
PUBLIC AND PRIVATE - 2001/2002 (1994 E.F.Y)

TABLE 4.31 (Contd..)

(IN '000 BIRR)

INDUSTRIAL GROUP	ACTUAL VALUE OF PRODUCTION	VALUE OF PRODUCTION AT FULL CAPACITY (AT MARKET PRICE)	ACTUAL VALUE OF PRODUCTION AS % OF YEARLY CAPACITY	DEMAND OF RAW MATERIALS CONSUMPTION AT FULL CAPACITY
Manufacture of pharmaceuticals, medicinal chemicals and botanical products.....	112,247	256,038	43.84	103,340
Manufacture of soap and detergents cleaning and polishing, perfumes and toilet preparations.....	160,415	502,445	31.93	121,989
Manufacture of chemical products n.e.c. ....	9,307	23,293	39.95	13,858
MANUFACTURE OF RUBBER AND PLASTIC PRODUCTS.....	459,988	832,785	55.23	367,161
Manufacture of rubber products.....	217,348	457,791	47.48	153,731
Manufacture of plastic products.....	242,641	374,993	64.71	213,430
MANUFACTURE OF OTHER NON-METALLIC MINERAL PRODUCTS ...	665,033	1,147,120	57.97	170,423
Manufacture of glass and glass products.....	23,672	25,416	93.14	2,961
Manufacture of structural clay products .....	16,100	19,449	82.78	1,709
Manufacture of cement, lime and plaster .....	496,307	671,532	73.91	79,640
Manufacture of articles of concrete, cement and plaster .....	51,320	106,622	48.13	33,949
Manufacture of non-metallic mineral products n.e.c..	77,634	324,101	23.95	52,164
MANUFACTURE OF BASIC IRON AND STEEL.....	424,613	1,431,786	29.66	1,095,419
Manufacture of basic iron and steel.....	424,613	1,431,786	29.66	1,095,419
MANUFACTURE OF FABRICATED METAL PRODUCTS EXCEPT MACHINERY AND EQUIPMENT .....	149,574	376,946	39.68	168,192
Manufacture of structural metal products, tanks, reservoirs and containers of metal .....	22,382	45,040	49.69	23,966
Manufacture of cutlery, hand tools and general hardware .....	34,163	36,779	92.89	26,686
Manufacture of other fabricated metal products .....	93,029	295,127	31.52	117,539
MANUFACTURE OF MACHINERY AND EQUIPMENT N.E.C. ....	5,742	26,193	21.92	14,790
Manufacture of pumps, compressors, taps and valves..	-	-	-	-
Manufacture of ovens, furnaces and furnace burners..	2,793	9,009	31.01	4,948
Manufacture of other general purpose machinery.....	-	-	-	-
Manufacture of machinery for food and beverage processing .....	1,695	6,049	28.02	3,492
Manufacture of accumulators, primary cells and and primary batteries .....	1,253	11,135	11.26	6,350
MANUFACTURE OF MOTOR VEHICLES, TRAILERS & SEMI-TRAILERS	186,215	1,031,993	18.04	575,615
Manufacture of bodies for motor vehicles.....	186,215	1,031,993	18.04	575,615
Manufacture of parts and accessories for motor vehicles and their engines.....	-	-	-	-
MANUFACTURE OF FURNITURE; MANUFACTURING N.E.C. ....	132,662	237,510	55.86	123,640
Manufacture of furniture; manufacturing n.e.c.....	132,662	237,510	55.86	123,640
T O T A L	7,747,395	16,197,172	47.83	7,202,565

ACTUAL VALUE OF PRODUCTION AS PERCENTAGE OF YEARLY CAPACITY BY INDUSTRIAL GROUP  
PUBLIC - 2001/2002 (1994 E.F.Y)

TABLE 4.32

(IN '000 BIRR)

INDUSTRIAL GROUP	ACTUAL VALUE OF PRODUCTION	VALUE OF PRODUCTION AT FULL CAPACITY (AT MARKET PRICE)	ACTUAL VALUE OF PRODUCTION AS % OF YEARLY CAPACITY	DEMAND OF RAW MATERIALS CONSUMPTION AT FULL CAPACITY
MANUFACTURE OF FOOD PRODUCTS AND BEVERAGES.....	1,970,345	2,933,887	67.16	910,577
Production, processing and preserving of meat, fruit and vegetables .....	32,335	58,444	55.33	34,244
Manufacture of vegetable and animal oils and fats...	41,171	494,366	8.33	35,691
Manufacture of dairy products .....	14,151	41,842	33.82	21,068
Manufacture of grain mill products .....	180,834	246,463	73.37	185,250
Manufacture of prepared animal feeds .....	2,374	8,983	26.42	4,810
Manufacture of bakery products .....	89,296	159,260	56.07	113,961
Manufacture of sugar and sugar confectionery .....	880,803	1,097,062	80.29	188,477
Manufacture of macaroni and spaghetti.....	77,726	92,677	83.87	87,061
Manufacture of food products n.e.c. ....	15,196	18,111	83.90	17,987
Distilling, rectifying and blending of spirits .....	61,472	74,146	82.91	6,978
Manufacture of wines .....	26,388	34,059	77.48	9,723
Manufacture of malt liquors and malt .....	473,644	498,479	95.02	178,182
Manufacture of soft drinks & production of mineral waters .....	74,956	109,994	68.15	27,148
MANUFACTURE OF TOBACCO PRODUCTS .....	201,555	279,864	72.02	55,817
Manufacture of tobacco products.....	201,555	279,864	72.02	55,817
MANUFACTURE OF TEXTILES .....	448,781	902,111	49.75	557,112
Spinning, weaving and finishing of textiles .....	396,524	816,688	48.55	502,987
Manufacture of cordage, rope, twine and netting ....	52,258	85,422	61.18	54,125
Knitting mills .....	-	-	-	-
MANUFACTURE OF WEARING APPAREL, EXCEPT FUR APPAREL....	22,537	76,012	29.65	42,804
Manufacture of wearing apparel except fur apparel...	22,537	76,012	29.65	42,804
TANNING AND DRESSING OF LEATHER; MANUFACTURE OF FOOTWEAR, LUGGAGE AND HANDBAGS .....	320,435	340,410	94.13	273,482
Tanning and dressing of leather, luggage and handbags	233,638	233,165	100.20	210,548
Manufacture of footwear.....	86,797	107,245	80.93	62,933
MANUFACTURE OF WOOD AND OF PRODUCTS OF WOOD AND CORK, EXCEPT FURNITURE .....	36,177	57,762	62.63	15,027
Manufacture of wood and of products of wood and cork, except furniture.....	36,177	57,762	62.63	15,027
MANUFACTURE OF PAPER, PAPER PRODUCTS AND PRINTING.....	279,991	373,752	74.91	153,485
Manufacture of paper and paper products.....	90,302	135,238	66.77	72,031
Publishing and printing services.....	189,689	238,515	79.53	81,454
MANUFACTURE OF CHEMICALS AND CHEMICAL PRODUCTS.....	226,940	530,782	42.76	166,563
Manufacture of basic chemicals, except fertilizers and nitrogen compounds.....	41,021	271,977	15.08	76,306
Manufacture of paints, varnishes and mastics .....	61,227	70,195	87.22	38,811

ACTUAL VALUE OF PRODUCTION AS PERCENTAGE OF YEARLY CAPACITY BY INDUSTRIAL GROUP  
PUBLIC - 2001/2002 (1994 E.F.Y)

TABLE 4.32 (Contd..)

(IN '000 BIRR)

INDUSTRIAL GROUP	ACTUAL VALUE OF PRODUCTION	VALUE OF PRODUCTION AT FULL CAPACITY (AT MARKET PRICE)	ACTUAL VALUE OF PRODUCTION AS % OF YEARLY CAPACITY	DEMAND OF RAW MATERIALS CONSUMPTION AT FULL CAPACITY
Manufacture of pharmaceuticals, medicinal chemicals and botanical products.....	76,844	108,134	71.06	6,076
Manufacture of soap and detergents cleaning and polishing, perfumes and toilet preparations.....	44,425	65,960	67.35	36,839
Manufacture of chemical products n.e.c. ....	3,423	14,516	23.58	8,531
MANUFACTURE OF RUBBER AND PLASTIC PRODUCTS.....	278,310	549,815	50.62	209,950
Manufacture of rubber products.....	211,306	446,455	47.33	149,024
Manufacture of plastic products.....	67,004	103,359	64.83	60,925
MANUFACTURE OF OTHER NON-METALLIC MINERAL PRODUCTS ...	613,046	1,035,343	59.21	126,787
Manufacture of glass and glass products.....	23,424	25,107	93.30	2,729
Manufacture of structural clay products .....	14,715	17,628	83.47	1,501
Manufacture of cement, lime and plaster .....	495,243	669,626	73.96	79,285
Manufacture of articles of concrete, cement and plaster .....	30,633	61,027	50.20	14,940
Manufacture of non-metallic mineral products n.e.c..	49,031	261,954	18.72	28,332
MANUFACTURE OF BASIC IRON AND STEEL.....	184,273	281,187	65.53	178,785
Manufacture of basic iron and steel.....	184,273	281,187	65.53	178,785
MANUFACTURE OF FABRICATED METAL PRODUCTS EXCEPT MACHINERY AND EQUIPMENT .....	78,247	198,457	39.43	46,840
Manufacture of structural metal products, tanks, reservoirs and containers of metal .....	-	-	-	-
Manufacture of cutlery, hand tools and general hardware .....	11,698	16,289	71.81	10,427
Manufacture of other fabricated metal products .....	66,550	182,168	36.53	36,412
MANUFACTURE OF MACHINERY AND EQUIPMENT N.E.C. ....	-	-	-	-
Manufacture of pumps, compressors, taps and valves..	-	-	-	-
Manufacture of ovens, furnaces and furnace burners..	-	-	-	-
Manufacture of other general purpose machinery.....	-	-	-	-
Manufacture of machinery for food and beverage processing .....	-	-	-	-
Manufacture of accumulators, primary cells and and primary batteries .....	-	-	-	-
MANUFACTURE OF MOTOR VEHICLES, TRAILERS & SEMI-TRAILERS	98,096	520,897	18.83	428,792
Manufacture of bodies for motor vehicles.....	98,096	520,897	18.83	428,792
Manufacture of parts and accessories for motor vehicles and their engines.....	-	-	-	-
MANUFACTURE OF FURNITURE; MANUFACTURING N.E.C. ....	6,687	15,504	43.13	4,557
Manufacture of furniture; manufacturing n.e.c.....	6,687	15,504	43.13	4,557
T O T A L	4,765,421	8,095,783	58.86	3,170,576

ACTUAL VALUE OF PRODUCTION AS PERCENTAGE OF YEARLY CAPACITY BY INDUSTRIAL GROUP  
PRIVATE - 2001/2002 (1994 E.F.Y)

TABLE 4.33

(IN '000 BIRR)

INDUSTRIAL GROUP	ACTUAL VALUE OF PRODUCTION	VALUE OF PRODUCTION AT FULL CAPACITY (AT MARKET PRICE)	ACTUAL VALUE OF PRODUCTION AS % OF YEARLY CAPACITY	DEMAND OF RAW MATERIALS CONSUMPTION AT FULL CAPACITY
MANUFACTURE OF FOOD PRODUCTS AND BEVERAGES.....	1,098,218	2,848,717	38.55	1,025,948
Production, processing and preserving of meat, fruit and vegetables .....	63,913	204,141	31.31	66,044
Manufacture of vegetable and animal oils and fats...	37,810	73,809	51.23	60,585
Manufacture of dairy products .....	24,278	53,504	45.38	25,602
Manufacture of grain mill products .....	171,641	466,136	36.82	343,862
Manufacture of prepared animal feeds .....	1,681	14,269	11.78	4,855
Manufacture of bakery products .....	111,261	184,509	60.30	112,762
Manufacture of sugar and sugar confectionery .....	1,939	4,610	42.07	3,094
Manufacture of macaroni and spaghetti.....	-	-	-	-
Manufacture of food products n.e.c. ....	42,543	698,644	6.09	54,893
Distilling, rectifying and blending of spirits .....	9,228	36,239	25.46	18,876
Manufacture of wines .....	-	-	-	-
Manufacture of malt liquors and malt .....	203,963	411,830	49.53	86,026
Manufacture of soft drinks & production of mineral waters .....	429,961	701,028	61.33	249,350
MANUFACTURE OF TOBACCO PRODUCTS .....	-	-	-	-
Manufacture of tobacco products.....	-	-	-	-
MANUFACTURE OF TEXTILES .....	208,346	773,455	26.94	359,634
Spinning, weaving and finishing of textiles .....	206,585	770,054	26.83	358,058
Manufacture of cordage, rope, twine and netting ....	-	-	-	-
Knitting mills .....	1,761	3,401	51.77	1,576
MANUFACTURE OF WEARING APPAREL, EXCEPT FUR APPAREL....	30,960	71,603	43.24	38,036
Manufacture of wearing apparel except fur apparel...	30,960	71,603	43.24	38,036
TANNING AND DRESSING OF LEATHER; MANUFACTURE OF FOOTWEAR, LUGGAGE AND HANDBAGS .....	489,509	902,185	54.26	652,114
Tanning and dressing of leather, luggage and handbags	388,407	705,125	55.08	532,922
Manufacture of footwear.....	101,102	197,061	51.31	119,193
MANUFACTURE OF WOOD AND OF PRODUCTS OF WOOD AND CORK, EXCEPT FURNITURE .....	4,386	18,983	23.11	12,711
Manufacture of wood and of products of wood and cork, except furniture.....	4,386	18,983	23.11	12,711
MANUFACTURE OF PAPER, PAPER PRODUCTS AND PRINTING.....	139,867	240,283	58.21	140,332
Manufacture of paper and paper products.....	43,640	120,322	36.27	75,299
Publishing and printing services.....	96,228	119,961	80.22	65,034
MANUFACTURE OF CHEMICALS AND CHEMICAL PRODUCTS.....	245,519	763,033	32.18	283,684
Manufacture of basic chemicals, except fertilizers and nitrogen compounds.....	6,020	24,831	24.25	7,935
Manufacture of paints, varnishes and mastics .....	82,222	145,036	56.69	88,007

ACTUAL VALUE OF PRODUCTION AS PERCENTAGE OF YEARLY CAPACITY BY INDUSTRIAL GROUP  
PRIVATE - 2001/2002 (1994 E.F.Y)

TABLE 4.33 (Contd..)

(IN '000 BIRR)

INDUSTRIAL GROUP	ACTUAL VALUE OF PRODUCTION	VALUE OF PRODUCTION AT FULL CAPACITY (AT MARKET PRICE)	ACTUAL VALUE OF PRODUCTION AS % OF YEARLY CAPACITY	DEMAND OF RAW MATERIALS CONSUMPTION AT FULL CAPACITY
Manufacture of pharmaceuticals, medicinal chemicals and botanical products.....	35,403	147,904	23.94	97,265
Manufacture of soap and detergents cleaning and polishing, perfumes and toilet preparations.....	115,989	436,485	26.57	85,150
Manufacture of chemical products n.e.c. ....	5,884	8,777	67.04	5,328
MANUFACTURE OF RUBBER AND PLASTIC PRODUCTS.....	181,679	282,970	64.20	157,212
Manufacture of rubber products.....	6,041	11,336	53.30	4,707
Manufacture of plastic products.....	175,637	271,634	64.66	152,505
MANUFACTURE OF OTHER NON-METALLIC MINERAL PRODUCTS ...	51,987	111,778	46.51	43,635
Manufacture of glass and glass products.....	248	309	79.99	232
Manufacture of structural clay products .....	1,385	1,821	76.07	208
Manufacture of cement, lime and plaster .....	1,064	1,905	55.83	355
Manufacture of articles of concrete, cement and plaster .....	20,687	45,595	45.37	19,009
Manufacture of non-metallic mineral products n.e.c..	28,603	62,147	46.02	23,832
MANUFACTURE OF BASIC IRON AND STEEL.....	240,340	1,150,599	20.89	916,634
Manufacture of basic iron and steel.....	240,340	1,150,599	20.89	916,634
MANUFACTURE OF FABRICATED METAL PRODUCTS EXCEPT MACHINERY AND EQUIPMENT .....	71,327	178,490	39.96	121,352
Manufacture of structural metal products, tanks, reservoirs and containers of metal .....	22,382	45,040	49.69	23,966
Manufacture of cutlery, hand tools and general hardware .....	22,465	20,490	109.64	16,259
Manufacture of other fabricated metal products .....	26,480	112,960	23.44	81,127
MANUFACTURE OF MACHINERY AND EQUIPMENT N.E.C. ....	5,742	26,193	21.92	14,790
Manufacture of pumps, compressors, taps and valves..	-	-	-	-
Manufacture of ovens, furnaces and furnace burners..	2,793	9,009	31.01	4,948
Manufacture of other general purpose machinery.....	-	-	-	-
Manufacture of machinery for food and beverage processing .....	1,695	6,049	28.02	3,492
Manufacture of accumulators, primary cells and and primary batteries .....	1,253	11,135	11.26	6,350
MANUFACTURE OF MOTOR VEHICLES, TRAILERS & SEMI-TRAILERS	88,120	511,095	17.24	146,824
Manufacture of bodies for motor vehicles.....	88,120	511,095	17.24	146,824
Manufacture of parts and accessories for motor vehicles and their engines.....	-	-	-	-
MANUFACTURE OF FURNITURE; MANUFACTURING N.E.C. ....	125,975	222,005	56.74	119,083
Manufacture of furniture; manufacturing n.e.c.....	125,975	222,005	56.74	119,083
T O T A L	2,981,973	8,101,389	36.81	4,031,989



**GROSS VALUE OF PRODUCTION BY SIZE OF PERSONS ENGAGED AND INDUSTRIAL GROUP  
PUBLIC AND PRIVATE - 2001/2002 (1994 E.F.Y)**

**TABLE 4.34**

( IN '000 BIRR)

INDUSTRIAL GROUP	SIZE - GROUP			
	10 - 19	20 - 49	50 & OVER	TOTAL
MANUFACTURE OF FOOD PRODUCTS AND BEVERAGES.....	42,328	86,213	3,007,778	3,136,320
Production, processing and preserving of meat, fruit and vegetables .....	-	-	110,546	110,546
Manufacture of vegetable and animal oils and fats...	5,422	2,929	73,099	81,450
Manufacture of dairy products .....	-	-	40,439	40,439
Manufacture of grain mill products .....	8,878	38,939	315,933	363,751
Manufacture of prepared animal feeds .....	166	-	4,064	4,230
Manufacture of bakery products .....	26,007	24,029	154,218	204,254
Manufacture of sugar and sugar confectionery .....	1,333	1,712	884,462	887,507
Manufacture of macaroni and spaghetti.....	-	-	77,905	77,905
Manufacture of food products n.e.c. ....	213	6,409	55,523	62,145
Distilling, rectifying and blending of spirits .....	309	7,720	62,781	70,810
Manufacture of wines .....	-	-	26,650	26,650
Manufacture of malt liquors and malt .....	-	-	686,414	686,414
Manufacture of soft drinks & production of mineral waters .....	-	4,475	515,745	520,220
MANUFACTURE OF TOBACCO PRODUCTS .....	-	-	256,768	256,768
Manufacture of tobacco products.....	-	-	256,768	256,768
MANUFACTURE OF TEXTILES .....	1,424	2,494	671,530	675,447
Spinning, weaving and finishing of textiles .....	1,199	1,134	617,700	620,033
Manufacture of cordage, rope, twine and netting ....	-	-	53,643	53,643
Knitting mills .....	224	1,360	187	1,771
MANUFACTURE OF WEARING APPAREL, EXCEPT FUR APPAREL....	2,724	7,504	47,337	57,565
Manufacture of wearing apparel except fur apparel...	2,724	7,504	47,337	57,565
TANNING AND DRESSING OF LEATHER; MANUFACTURE OF FOOTWEAR, LUGGAGE AND HANDBAGS .....	9,453	65,934	749,926	825,313
Tanning and dressing of leather, luggage and handbags .....	-	5,810	621,544	627,354
Manufacture of footwear.....	9,453	60,124	128,382	197,959
MANUFACTURE OF WOOD AND OF PRODUCTS OF WOOD AND CORK, EXCEPT FURNITURE .....	2,710	1,229	37,287	41,227
Manufacture of wood and of products of wood and cork, except furniture.....	2,710	1,229	37,287	41,227
MANUFACTURE OF PAPER, PAPER PRODUCTS AND PRINTING.....	14,579	21,749	394,902	431,230
Manufacture of paper and paper products.....	2,215	-	138,958	141,172
Publishing and printing services.....	12,364	21,749	255,945	290,058
MANUFACTURE OF CHEMICALS AND CHEMICAL PRODUCTS.....	5,749	50,371	457,373	513,493
Manufacture of basic chemicals, except fertilizers and nitrogen compounds.....	-	-	49,671	49,671
Manufacture of paints, varnishes and mastics .....	3,546	34,090	109,869	147,504

GROSS VALUE OF PRODUCTION BY SIZE OF PERSONS ENGAGED AND INDUSTRIAL GROUP  
PUBLIC AND PRIVATE - 2001/2002 (1994 E.F.Y)

TABLE 4.34(Contd..)

( IN '000 BIRR)

INDUSTRIAL GROUP	SIZE - GROUP			
	10 - 19	20 - 49	50 & OVER	TOTAL
Manufacture of pharmaceuticals, medicinal chemicals and botanical products.....	-	5,242	107,370	112,612
Manufacture of soap and detergents cleaning and polishing, perfumes and toilet preparations.....	1,198	7,088	183,634	191,919
Manufacture of chemical products n.e.c. ....	1,005	3,951	6,830	11,786
MANUFACTURE OF RUBBER AND PLASTIC PRODCUTS.....	3,973	48,870	414,295	467,137
Manufacture of rubber products.....	542	766	217,600	218,907
Manufacture of plastic products.....	3,431	48,104	196,695	248,230
MANUFACTURE OF OTHER NON-METALLIC MINERAL PRODUCTS ...	10,424	8,444	675,543	694,410
Manufacture of glass and glass products.....	253	-	23,488	23,741
Manufacture of structural clay products .....	49	882	16,387	17,318
Manufacture of cement, lime and plaster .....	1,064	-	499,505	500,569
Manufacture of articles of concrete, cement and plaster .....	8,989	6,308	54,707	70,004
Manufacture of non-metallic mineral products n.e.c..	70	1,254	81,456	82,779
MANUFACTURE OF BASIC IRON AND STEEL.....	33,898	139,045	281,531	454,473
Manufacture of basic iron and steel.....	33,898	139,045	281,531	454,473
MANUFACTURE OF FABRICATED METAL PRODUCTS EXCEPT MACHINERY AND EQUIPMENT .....	7,355	41,426	114,241	163,022
Manufacture of structural metal products, tanks, reservoirs and containers of metal .....	4,885	2,784	15,255	22,924
Manufacture of cutlery, hand tools and general hardware .....	1,821	19,452	14,237	35,511
Manufacture of other fabricated metal products .....	648	19,191	84,748	104,587
MANUFACTURE OF MACHINERY AND EQUIPMENT N.E.C. ....	170	5,855	-	6,026
Manufacture of pumps, compressors, taps and valves..	-	-	-	-
Manufacture of ovens, furnaces and furnace burners..	170	2,828	-	2,999
Manufacture of other general purpose machinery.....	-	-	-	-
Manufacture of machinery for food and beverage processing .....	-	1,774	-	1,774
Manufacture of accumulators, primary cells and and primary batteries .....	-	1,253	-	1,253
MANUFACTURE OF MOTOR VEHICLES, TRAILERS & SEMI-TRAILERS	-	1,469	227,118	228,586
Manufacture of bodies for motor vehicles.....	-	1,469	224,798	226,267
Manufacture of parts and accessories for motor vehicles and their engines.....	-	-	2,320	2,320
MANUFACTURE OF FURNITURE; MANUFACTURING N.E.C. ....	19,403	14,640	106,677	140,720
Manufacture of furniture; manufacturing n.e.c.....	19,403	14,640	106,677	140,720
T O T A L	154,189	495,242	7,442,306	8,091,737

GROSS VALUE OF PRODUCTION BY SIZE OF PERSONS ENGAGED AND INDUSTRIAL GROUP  
PUBLIC - 2001/2002 (1994 E.F.Y)

TABLE 4.35

( IN '000 BIRR)

INDUSTRIAL GROUP	SIZE - GROUP			
	10 - 19	20 - 49	50 & OVER	TOTAL
MANUFACTURE OF FOOD PRODUCTS AND BEVERAGES.....	7,536	7,340	1,991,128	2,006,004
Production, processing and preserving of meat, fruit and vegetables .....	-	-	45,639	45,639
Manufacture of vegetable and animal oils and fats...	40	-	43,169	43,209
Manufacture of dairy products .....	-	-	14,883	14,883
Manufacture of grain mill products .....	-	-	186,146	186,146
Manufacture of prepared animal feeds .....	-	-	2,536	2,536
Manufacture of bakery products .....	7,496	6,236	76,229	89,961
Manufacture of sugar and sugar confectionery .....	-	1,105	884,462	885,567
Manufacture of macaroni and spaghetti.....	-	-	77,905	77,905
Manufacture of food products n.e.c. ....	-	-	15,336	15,336
Distilling, rectifying and blending of spirits .....	-	-	61,536	61,536
Manufacture of wines .....	-	-	26,650	26,650
Manufacture of malt liquors and malt .....	-	-	480,222	480,222
Manufacture of soft drinks & production of mineral waters .....	-	-	76,414	76,414
MANUFACTURE OF TOBACCO PRODUCTS .....	-	-	256,768	256,768
Manufacture of tobacco products.....	-	-	256,768	256,768
MANUFACTURE OF TEXTILES .....	743	-	458,026	458,769
Spinning, weaving and finishing of textiles .....	743	-	404,383	405,126
Manufacture of cordage, rope, twine and netting ....	-	-	53,643	53,643
Knitting mills .....	-	-	-	-
MANUFACTURE OF WEARING APPAREL, EXCEPT FUR APPAREL....	-	-	24,344	24,344
Manufacture of wearing apparel except fur apparel...	-	-	24,344	24,344
TANNING AND DRESSING OF LEATHER; MANUFACTURE OF FOOTWEAR, LUGGAGE AND HANDBAGS .....	-	-	322,632	322,632
Tanning and dressing of leather, luggage and handbags .....	-	-	235,135	235,135
Manufacture of footwear.....	-	-	87,497	87,497
MANUFACTURE OF WOOD AND OF PRODUCTS OF WOOD AND CORK, EXCEPT FURNITURE .....	381	562	35,792	36,735
Manufacture of wood and of products of wood and cork, except furniture.....	381	562	35,792	36,735
MANUFACTURE OF PAPER, PAPER PRODUCTS AND PRINTING.....	-	-	282,081	282,081
Manufacture of paper and paper products.....	-	-	90,708	90,708
Publishing and printing services.....	-	-	191,373	191,373
MANUFACTURE OF CHEMICALS AND CHEMICAL PRODUCTS.....	-	2,561	228,899	231,460
Manufacture of basic chemicals, except fertilizers and nitrogen compounds.....	-	-	43,605	43,605
Manufacture of paints, varnishes and mastics .....	-	-	62,083	62,083

**GROSS VALUE OF PRODUCTION BY SIZE OF PERSONS ENGAGED AND INDUSTRIAL GROUP**  
PUBLIC - 2001/2002 (1994 E.F.Y)

TABLE 4.35(Contd..)

( IN '000 BIRR)

INDUSTRIAL GROUP	SIZE - GROUP			
	10 - 19	20 - 49	50 & OVER	TOTAL
Manufacture of pharmaceuticals, medicinal chemicals and botanical products.....	-	-	77,114	77,114
Manufacture of soap and detergents cleaning and polishing, perfumes and toilet preparations.....	-	-	45,218	45,218
Manufacture of chemical products n.e.c. ....	-	2,561	879	3,439
MANUFACTURE OF RUBBER AND PLASTIC PRODCUTS.....	-	1,150	278,733	279,883
Manufacture of rubber products.....	-	-	212,365	212,365
Manufacture of plastic products.....	-	1,150	66,368	67,518
MANUFACTURE OF OTHER NON-METALLIC MINERAL PRODUCTS ...	170	86	639,408	639,665
Manufacture of glass and glass products.....	-	-	23,488	23,488
Manufacture of structural clay products .....	-	-	15,883	15,883
Manufacture of cement, lime and plaster .....	-	-	499,505	499,505
Manufacture of articles of concrete, cement and plaster .....	170	-	47,897	48,068
Manufacture of non-metallic mineral products n.e.c..	-	86	52,635	52,721
MANUFACTURE OF BASIC IRON AND STEEL.....	-	-	185,088	185,088
Manufacture of basic iron and steel.....	-	-	185,088	185,088
MANUFACTURE OF FABRICATED METAL PRODUCTS EXCEPT MACHINERY AND EQUIPMENT .....	-	-	79,804	79,804
Manufacture of structural metal products, tanks, reservoirs and containers of metal .....	-	-	-	-
Manufacture of cutlery, hand tools and general hardware .....	-	-	12,468	12,468
Manufacture of other fabricated metal products .....	-	-	67,336	67,336
MANUFACTURE OF MACHINERY AND EQUIPMENT N.E.C. ....	-	-	-	-
Manufacture of pumps, compressors, taps and valves..	-	-	-	-
Manufacture of ovens, furnaces and furnace burners..	-	-	-	-
Manufacture of other general purpose machinery.....	-	-	-	-
Manufacture of machinery for food and beverage processing .....	-	-	-	-
Manufacture of accumulators, primary cells and and primary batteries .....	-	-	-	-
MANUFACTURE OF MOTOR VEHICLES, TRAILERS & SEMI-TRAILERS	-	-	132,072	132,072
Manufacture of bodies for motor vehicles.....	-	-	132,072	132,072
Manufacture of parts and accessories for motor vehicles and their engines.....	-	-	-	-
MANUFACTURE OF FURNITURE; MANUFACTURING N.E.C. ....	-	373	11,273	11,645
Manufacture of furniture; manufacturing n.e.c.....	-	373	11,273	11,645
T O T A L	8,830	12,073	4,926,049	4,946,951

GROSS VALUE OF PRODUCTION BY SIZE OF PERSONS ENGAGED AND INDUSTRIAL GROUP  
PRIVATE - 2001/2002 (1994 E.F.Y)

TABLE 4.36

( IN '000 BIRR)

I N D U S T R I A L   G R O U P	S I Z E - G R O U P			
	10 - 19	20 - 49	50 & OVER	T O T A L
MANUFACTURE OF FOOD PRODUCTS AND BEVERAGES.....	34,792	78,873	1,016,651	1,130,316
Production, processing and preserving of meat, fruit and vegetables .....	-	-	64,907	64,907
Manufacture of vegetable and animal oils and fats...	5,382	2,929	29,929	38,241
Manufacture of dairy products .....	-	-	25,556	25,556
Manufacture of grain mill products .....	8,878	38,939	129,788	177,605
Manufacture of prepared animal feeds .....	166	-	1,529	1,695
Manufacture of bakery products .....	18,511	17,793	77,988	114,293
Manufacture of sugar and sugar confectionery .....	1,333	608	-	1,940
Manufacture of macaroni and spaghetti.....	-	-	-	-
Manufacture of food products n.e.c. ....	213	6,409	40,186	46,808
Distilling, rectifying and blending of spirits .....	309	7,720	1,245	9,273
Manufacture of wines .....	-	-	-	-
Manufacture of malt liquors and malt .....	-	-	206,192	206,192
Manufacture of soft drinks & production of mineral waters .....	-	4,475	439,331	443,806
MANUFACTURE OF TOBACCO PRODUCTS .....	-	-	-	-
Manufacture of tobacco products.....	-	-	-	-
MANUFACTURE OF TEXTILES .....	681	2,494	213,503	216,678
Spinning, weaving and finishing of textiles .....	457	1,134	213,316	214,907
Manufacture of cordage, rope, twine and netting ....	-	-	-	-
Knitting mills .....	224	1,360	187	1,771
MANUFACTURE OF WEARING APPAREL, EXCEPT FUR APPAREL....	2,724	7,504	22,993	33,221
Manufacture of wearing apparel except fur apparel...	2,724	7,504	22,993	33,221
TANNING AND DRESSING OF LEATHER; MANUFACTURE OF FOOTWEAR, LUGGAGE AND HANDBAGS .....	9,453	65,934	427,293	502,680
Tanning and dressing of leather, luggage and handbags .....	-	5,810	386,409	392,219
Manufacture of footwear.....	9,453	60,124	40,884	110,461
MANUFACTURE OF WOOD AND OF PRODUCTS OF WOOD AND CORK, EXCEPT FURNITURE .....	2,329	667	1,495	4,492
Manufacture of wood and of products of wood and cork, except furniture.....	2,329	667	1,495	4,492
MANUFACTURE OF PAPER, PAPER PRODUCTS AND PRINTING.....	14,579	21,749	112,822	149,149
Manufacture of paper and paper products.....	2,215	-	48,250	50,464
Publishing and printing services.....	12,364	21,749	64,572	98,685
MANUFACTURE OF CHEMICALS AND CHEMICAL PRODUCTS.....	5,749	47,810	228,474	282,033
Manufacture of basic chemicals, except fertilizers and nitrogen compounds.....	-	-	6,066	6,066
Manufacture of paints, varnishes and mastics .....	3,546	34,090	47,786	85,422

GROSS VALUE OF PRODUCTION BY SIZE OF PERSONS ENGAGED AND INDUSTRIAL GROUP  
PRIVATE - 2001/2002 (1994 E.F.Y)

TABLE 4.36(Contd..)

( IN '000 BIRR)

I N D U S T R I A L   G R O U P	S I Z E - G R O U P			
	10 - 19	20 - 49	50 & OVER	T O T A L
Manufacture of pharmaceuticals, medicinal chemicals and botanical products.....	-	5,242	30,255	35,498
Manufacture of soap and detergents cleaning and polishing, perfumes and toilet preparations.....	1,198	7,088	138,416	146,701
Manufacture of chemical products n.e.c. ....	1,005	1,390	5,951	8,347
MANUFACTURE OF RUBBER AND PLASTIC PROCDUCTS.....	3,973	47,720	135,562	187,254
Manufacture of rubber products.....	542	766	5,235	6,543
Manufacture of plastic products.....	3,431	46,954	130,327	180,712
MANUFACTURE OF OTHER NON-METALLIC MINERAL PRODUCTS ...	10,254	8,357	36,135	54,745
Manufacture of glass and glass products.....	253	-	-	253
Manufacture of structural clay products .....	49	882	504	1,435
Manufacture of cement, lime and plaster .....	1,064	-	-	1,064
Manufacture of articles of concrete, cement and plaster .....	8,818	6,308	6,810	21,936
Manufacture of non-metallic mineral products n.e.c..	70	1,168	28,821	30,058
MANUFACTURE OF BASIC IRON AND STEEL.....	33,898	139,045	96,442	269,385
Manufacture of basic iron and steel.....	33,898	139,045	96,442	269,385
MANUFACTURE OF FABRICATED METAL PRODUCTS EXCEPT MACHINERY AND EQUIPMENT .....	7,355	41,426	34,437	83,218
Manufacture of structural metal products, tanks, reservoirs and containers of metal .....	4,885	2,784	15,255	22,924
Manufacture of cutlery, hand tools and general hardware .....	1,821	19,452	1,769	23,043
Manufacture of other fabricated metal products .....	648	19,191	17,412	37,251
MANUFACTURE OF MACHINERY AND EQUIPMENT N.E.C. ....	170	5,855	-	6,026
Manufacture of pumps, compressors, taps and valves..	-	-	-	-
Manufacture of ovens, furnaces and furnace burners..	170	2,828	-	2,999
Manufacture of other general purpose machinery.....	-	-	-	-
Manufacture of machinery for food and beverage processing .....	-	1,774	-	1,774
Manufacture of accumulators, primary cells and and primary battries .....	-	1,253	-	1,253
MANUFACTURE OF MOTOR VEHICLES,TRAILERS & SEMI-TRAILERS	-	1,469	95,045	96,514
Manufacture of bodies for motor vehicles.....	-	1,469	92,726	94,194
Manufacture of parts and accessories for motor vehicles and their engines.....	-	-	2,320	2,320
MANUFACTURE OF FURNITURE; MANUFACTURING N.E.C. ....	19,403	14,267	95,404	129,075
Manufacture of furniture; manufacturing n.e.c.....	19,403	14,267	95,404	129,075
T O T A L	145,360	483,169	2,516,257	3,144,786

VALUE ADDED\* BY SIZE OF PERSONS ENGAGED AND INDUSTRIAL GROUP  
PUBLIC AND PRIVATE - 2001/2002 (1994 E.F.Y)

TABLE 4.37

(IN '000 BIRR)

INDUSTRIAL GROUP	SIZE - GROUP			
	10 - 19	20 - 49	50 & OVER	TOTAL
MANUFACTURE OF FOOD PRODUCTS AND BEVERAGES.....	8,845	19,157	977,233	1,005,236
Production, processing and preserving of meat, fruit and vegetables .....	-	-	42,917	42,917
Manufacture of vegetable and animal oils and fats...	858	297	10,637	11,792
Manufacture of dairy products .....	-	-	12,530	12,530
Manufacture of grain mill products .....	1,622	8,510	59,011	69,143
Manufacture of prepared animal feeds .....	36	-	1,049	1,085
Manufacture of bakery products .....	5,920	6,209	35,898	48,027
Manufacture of sugar and sugar confectionery .....	194	683	431,215	432,092
Manufacture of macaroni and spaghetti.....	-	-	22,699	22,699
Manufacture of food products n.e.c. ....	74	1,800	20,557	22,431
Distilling, rectifying and blending of spirits .....	140	341	24,538	25,018
Manufacture of wines .....	-	-	8,095	8,095
Manufacture of malt liquors and malt .....	-	-	204,006	204,006
Manufacture of soft drinks & production of mineral waters .....	-	1,318	104,083	105,401
MANUFACTURE OF TOBACCO PRODUCTS .....	-	-	90,056	90,056
Manufacture of tobacco products.....	-	-	90,056	90,056
MANUFACTURE OF TEXTILES .....	457	790	108,039	109,286
Spinning, weaving and finishing of textiles .....	373	406	94,324	95,103
Manufacture of cordage, rope, twine and netting ....	-	-	13,637	13,637
Knitting mills .....	84	384	79	547
MANUFACTURE OF WEARING APPAREL, EXCEPT FUR APPAREL....	698	3,758	9,692	14,148
Manufacture of wearing apparel except fur apparel...	698	3,758	9,692	14,148
TANNING AND DRESSING OF LEATHER; MANUFACTURE OF FOOTWEAR, LUGGAGE AND HANDBAGS .....	2,441	13,284	134,731	150,457
Tanning and dressing of leather, luggage and handbags .....	-	336	104,526	104,861
Manufacture of footwear.....	2,441	12,948	30,206	45,595
MANUFACTURE OF WOOD AND OF PRODUCTS OF WOOD AND CORK, EXCEPT FURNITURE .....	682	376	15,792	16,851
Manufacture of wood and of products of wood and cork, except furniture.....	682	376	15,792	16,851
MANUFACTURE OF PAPER, PAPER PRODUCTS AND PRINTING.....	4,378	7,473	133,600	145,452
Manufacture of paper and paper products.....	244	-	25,828	26,072
Publishing and printing services.....	4,134	7,473	107,773	119,380
MANUFACTURE OF CHEMICALS AND CHEMICAL PRODUCTS.....	560	10,604	106,838	118,002
Manufacture of basic chemicals, except fertilizers and nitrogen compounds.....	-	-	19,694	19,694
Manufacture of paints, varnishes and mastics .....	202	7,280	24,251	31,733

\* IN THE NATIONAL ACCOUNT CONCEPT AT FACTOR COST

VALUE ADDED\* BY SIZE OF PERSONS ENGAGED AND INDUSTRIAL GROUP  
PUBLIC AND PRIVATE - 2001/2002 (1994 E.F.Y)

TABLE 4.37(Contd..)

(IN '000 BIRR)

INDUSTRIAL GROUP	SIZE - GROUP			
	10 - 19	20 - 49	50 & OVER	TOTAL
Manufacture of pharmaceuticals, medicinal chemicals and botanical products.....	-	1,438	31,711	33,149
Manufacture of soap and detergents cleaning and polishing, perfumes and toilet preparations.....	229	981	30,290	31,500
Manufacture of chemical products n.e.c. ....	130	904	893	1,926
MANUFACTURE OF RUBBER AND PLASTIC PRODUCTS.....	1,014	9,680	123,981	134,676
Manufacture of rubber products.....	184	604	70,607	71,396
Manufacture of plastic products.....	830	9,076	53,374	63,280
MANUFACTURE OF OTHER NON-METALLIC MINERAL PRODUCTS ...	3,653	2,941	208,100	214,694
Manufacture of glass and glass products.....	50	-	11,559	11,609
Manufacture of structural clay products .....	27	470	5,460	5,956
Manufacture of cement, lime and plaster .....	519	-	155,484	156,003
Manufacture of articles of concrete, cement and plaster .....	3,035	1,989	17,089	22,112
Manufacture of non-metallic mineral products n.e.c..	22	483	18,509	19,014
MANUFACTURE OF BASIC IRON AND STEEL.....	8,534	3,737	55,941	68,212
Manufacture of basic iron and steel.....	8,534	3,737	55,941	68,212
MANUFACTURE OF FABRICATED METAL PRODUCTS EXCEPT MACHINERY AND EQUIPMENT .....	2,306	6,865	35,038	44,210
Manufacture of structural metal products, tanks, reservoirs and containers of metal .....	1,572	1,098	5,021	7,691
Manufacture of cutlery, hand tools and general hardware .....	358	2,179	3,750	6,288
Manufacture of other fabricated metal products .....	376	3,588	26,267	30,231
MANUFACTURE OF MACHINERY AND EQUIPMENT N.E.C. ....	74	1,509	-	1,583
Manufacture of pumps, compressors, taps and valves..	-	-	-	-
Manufacture of ovens, furnaces and furnace burners..	74	851	-	925
Manufacture of other general purpose machinery.....	-	-	-	-
Manufacture of machinery for food and beverage processing .....	-	1,025	-	1,025
Manufacture of accumulators, primary cells and and primary batteries .....	-	-367	-	-367
MANUFACTURE OF MOTOR VEHICLES, TRAILERS & SEMI-TRAILERS	-	642	54,875	55,516
Manufacture of bodies for motor vehicles.....	-	642	53,642	54,284
Manufacture of parts and accessories for motor vehicles and their engines.....	-	-	1,233	1,233
MANUFACTURE OF FURNITURE; MANUFACTURING N.E.C. ....	7,283	4,656	33,372	45,312
Manufacture of furniture; manufacturing n.e.c.....	7,283	4,656	33,372	45,312
T O T A L	40,927	85,472	2,087,290	2,213,690

\* IN THE NATIONAL ACCOUNT CONCEPT AT FACTOR COST



VALUE ADDED\* BY SIZE OF PERSONS ENGAGED AND INDUSTRIAL GROUP  
PUBLIC - 2001/2002 (1994 E.F.Y)

TABLE 4.38

(IN '000 BIRR)

INDUSTRIAL GROUP	SIZE - GROUP			
	10 - 19	20 - 49	50 & OVER	TOTAL
MANUFACTURE OF FOOD PRODUCTS AND BEVERAGES.....	1,787	3,033	784,933	789,753
Production, processing and preserving of meat, fruit and vegetables .....	-	-	19,792	19,792
Manufacture of vegetable and animal oils and fats...	16	-	3,662	3,678
Manufacture of dairy products .....	-	-	4,503	4,503
Manufacture of grain mill products .....	-	-	40,442	40,442
Manufacture of prepared animal feeds .....	-	-	744	744
Manufacture of bakery products .....	1,770	2,533	19,571	23,875
Manufacture of sugar and sugar confectionery .....	-	500	431,215	431,715
Manufacture of macaroni and spaghetti.....	-	-	22,699	22,699
Manufacture of food products n.e.c. ....	-	-	2,560	2,560
Distilling, rectifying and blending of spirits .....	-	-	24,430	24,430
Manufacture of wines .....	-	-	8,095	8,095
Manufacture of malt liquors and malt .....	-	-	176,342	176,342
Manufacture of soft drinks & production of mineral waters .....	-	-	30,879	30,879
MANUFACTURE OF TOBACCO PRODUCTS .....	-	-	90,056	90,056
Manufacture of tobacco products.....	-	-	90,056	90,056
MANUFACTURE OF TEXTILES .....	226	-	77,028	77,254
Spinning, weaving and finishing of textiles .....	226	-	63,391	63,617
Manufacture of cordage, rope, twine and netting ....	-	-	13,637	13,637
Knitting mills .....	-	-	-	-
MANUFACTURE OF WEARING APPAREL, EXCEPT FUR APPAREL....	-	-	7,020	7,020
Manufacture of wearing apparel except fur apparel...	-	-	7,020	7,020
TANNING AND DRESSING OF LEATHER; MANUFACTURE OF FOOTWEAR, LUGGAGE AND HANDBAGS .....	-	-	58,269	58,269
Tanning and dressing of leather, luggage and handbags .....	-	-	37,304	37,304
Manufacture of footwear.....	-	-	20,965	20,965
MANUFACTURE OF WOOD AND OF PRODUCTS OF WOOD AND CORK, EXCEPT FURNITURE .....	139	204	15,446	15,789
Manufacture of wood and of products of wood and cork, except furniture.....	139	204	15,446	15,789
MANUFACTURE OF PAPER, PAPER PRODUCTS AND PRINTING.....	-	-	99,727	99,727
Manufacture of paper and paper products.....	-	-	16,332	16,332
Publishing and printing services.....	-	-	83,394	83,394
MANUFACTURE OF CHEMICALS AND CHEMICAL PRODUCTS.....	-	693	69,839	70,532
Manufacture of basic chemicals, except fertilizers and nitrogen compounds.....	-	-	17,257	17,257
Manufacture of paints, varnishes and mastics .....	-	-	16,756	16,756

\* IN THE NATIONAL ACCOUNT CONCEPT AT FACTOR COST

VALUE ADDED\* BY SIZE OF PERSONS ENGAGED AND INDUSTRIAL GROUP  
PUBLIC - 2001/2002 (1994 E.F.Y)

TABLE 4.38(Contd..)

(IN '000 BIRR)

INDUSTRIAL GROUP	SIZE - GROUP			
	10 - 19	20 - 49	50 & OVER	TOTAL
Manufacture of pharmaceuticals, medicinal chemicals and botanical products.....	-	-	25,301	25,301
Manufacture of soap and detergents cleaning and polishing, perfumes and toilet preparations.....	-	-	10,687	10,687
Manufacture of chemical products n.e.c. ....	-	693	-162	531
MANUFACTURE OF RUBBER AND PLASTIC PRODUCTS.....	-	275	85,759	86,034
Manufacture of rubber products.....	-	-	69,023	69,023
Manufacture of plastic products.....	-	275	16,737	17,011
MANUFACTURE OF OTHER NON-METALLIC MINERAL PRODUCTS ...	95	68	203,159	203,322
Manufacture of glass and glass products.....	-	-	11,559	11,559
Manufacture of structural clay products .....	-	-	5,217	5,217
Manufacture of cement, lime and plaster .....	-	-	155,484	155,484
Manufacture of articles of concrete, cement and plaster .....	95	-	14,504	14,599
Manufacture of non-metallic mineral products n.e.c..	-	68	16,395	16,463
MANUFACTURE OF BASIC IRON AND STEEL.....	-	-	47,261	47,261
Manufacture of basic iron and steel.....	-	-	47,261	47,261
MANUFACTURE OF FABRICATED METAL PRODUCTS EXCEPT MACHINERY AND EQUIPMENT .....	-	-	27,225	27,225
Manufacture of structural metal products, tanks, reservoirs and containers of metal .....	-	-	-	-
Manufacture of cutlery, hand tools and general hardware .....	-	-	3,488	3,488
Manufacture of other fabricated metal products .....	-	-	23,737	23,737
MANUFACTURE OF MACHINERY AND EQUIPMENT N.E.C. ....	-	-	-	-
Manufacture of pumps, compressors, taps and valves..	-	-	-	-
Manufacture of ovens, furnaces and furnace burners..	-	-	-	-
Manufacture of other general purpose machinery.....	-	-	-	-
Manufacture of machinery for food and beverage processing .....	-	-	-	-
Manufacture of accumulators, primary cells and and primary batteries .....	-	-	-	-
MANUFACTURE OF MOTOR VEHICLES, TRAILERS & SEMI-TRAILERS	-	-	23,645	23,645
Manufacture of bodies for motor vehicles.....	-	-	23,645	23,645
Manufacture of parts and accessories for motor vehicles and their engines.....	-	-	-	-
MANUFACTURE OF FURNITURE; MANUFACTURING N.E.C. ....	-30	160	2,795	2,924
Manufacture of furniture; manufacturing n.e.c.....	-30	160	2,795	2,924
T O T A L	2,216	4,433	1,592,160	1,598,809

\* IN THE NATIONAL ACCOUNT CONCEPT AT FACTOR COST

VALUE ADDED\* BY SIZE OF PERSONS ENGAGED AND INDUSTRIAL GROUP  
PRIVATE - 2001/2002 (1994 E.F.Y)

TABLE 4.39

(IN '000 BIRR)

INDUSTRIAL GROUP	SIZE - GROUP			
	10 - 19	20 - 49	50 & OVER	TOTAL
MANUFACTURE OF FOOD PRODUCTS AND BEVERAGES.....	7,058	16,124	192,300	215,482
Production, processing and preserving of meat, fruit and vegetables .....	-	-	23,125	23,125
Manufacture of vegetable and animal oils and fats...	842	297	6,975	8,114
Manufacture of dairy products .....	-	-	8,027	8,027
Manufacture of grain mill products .....	1,622	8,510	18,569	28,701
Manufacture of prepared animal feeds .....	36	-	304	341
Manufacture of bakery products .....	4,150	3,676	16,327	24,153
Manufacture of sugar and sugar confectionery .....	194	183	-	377
Manufacture of macaroni and spaghetti.....	-	-	-	-
Manufacture of food products n.e.c. ....	74	1,800	17,997	19,871
Distilling, rectifying and blending of spirits .....	140	341	108	589
Manufacture of wines .....	-	-	-	-
Manufacture of malt liquors and malt .....	-	-	27,664	27,664
Manufacture of soft drinks & production of mineral waters .....	-	1,318	73,204	74,522
MANUFACTURE OF TOBACCO PRODUCTS .....	-	-	-	-
Manufacture of tobacco products.....	-	-	-	-
MANUFACTURE OF TEXTILES .....	231	790	31,011	32,033
Spinning, weaving and finishing of textiles .....	147	406	30,932	31,486
Manufacture of cordage, rope, twine and netting ....	-	-	-	-
Knitting mills .....	84	384	79	547
MANUFACTURE OF WEARING APPAREL, EXCEPT FUR APPAREL....	698	3,758	2,672	7,128
Manufacture of wearing apparel except fur apparel...	698	3,758	2,672	7,128
TANNING AND DRESSING OF LEATHER; MANUFACTURE OF FOOTWEAR, LUGGAGE AND HANDBAGS .....	2,441	13,284	76,462	92,188
Tanning and dressing of leather, luggage and handbags .....	-	336	67,222	67,558
Manufacture of footwear.....	2,441	12,948	9,241	24,630
MANUFACTURE OF WOOD AND OF PRODUCTS OF WOOD AND CORK, EXCEPT FURNITURE .....	544	172	346	1,062
Manufacture of wood and of products of wood and cork, except furniture.....	544	172	346	1,062
MANUFACTURE OF PAPER, PAPER PRODUCTS AND PRINTING.....	4,378	7,473	33,873	45,725
Manufacture of paper and paper products.....	244	-	9,495	9,740
Publishing and printing services.....	4,134	7,473	24,378	35,985
MANUFACTURE OF CHEMICALS AND CHEMICAL PRODUCTS.....	560	9,910	36,999	47,470
Manufacture of basic chemicals, except fertilizers and nitrogen compounds.....	-	-	2,436	2,436
Manufacture of paints, varnishes and mastics .....	202	7,280	7,495	14,978

\* IN THE NATIONAL ACCOUNT CONCEPT AT FACTOR COST

VALUE ADDED\* BY SIZE OF PERSONS ENGAGED AND INDUSTRIAL GROUP  
PRIVATE - 2001/2002 (1994 E.F.Y)

TABLE 4.39(Contd..)

(IN '000 BIRR)

INDUSTRIAL GROUP	SIZE - GROUP			
	10 - 19	20 - 49	50 & OVER	TOTAL
Manufacture of pharmaceuticals, medicinal chemicals and botanical products.....	-	1,438	6,410	7,848
Manufacture of soap and detergents cleaning and polishing, perfumes and toilet preparations.....	229	981	19,603	20,813
Manufacture of chemical products n.e.c. ....	130	210	1,055	1,395
MANUFACTURE OF RUBBER AND PLASTIC PRODUCTS.....	1,014	9,405	38,222	48,642
Manufacture of rubber products.....	184	604	1,585	2,373
Manufacture of plastic products.....	830	8,801	36,637	46,269
MANUFACTURE OF OTHER NON-METALLIC MINERAL PRODUCTS ...	3,558	2,873	4,942	11,372
Manufacture of glass and glass products.....	50	-	-	50
Manufacture of structural clay products .....	27	470	243	739
Manufacture of cement, lime and plaster .....	519	-	-	519
Manufacture of articles of concrete, cement and plaster .....	2,939	1,989	2,585	7,513
Manufacture of non-metallic mineral products n.e.c..	22	414	2,114	2,551
MANUFACTURE OF BASIC IRON AND STEEL.....	8,534	3,737	8,680	20,951
Manufacture of basic iron and steel.....	8,534	3,737	8,680	20,951
MANUFACTURE OF FABRICATED METAL PRODUCTS EXCEPT MACHINERY AND EQUIPMENT .....	2,306	6,865	7,813	16,985
Manufacture of structural metal products, tanks, reservoirs and containers of metal .....	1,572	1,098	5,021	7,691
Manufacture of cutlery, hand tools and general hardware .....	358	2,179	262	2,800
Manufacture of other fabricated metal products .....	376	3,588	2,530	6,493
MANUFACTURE OF MACHINERY AND EQUIPMENT N.E.C. ....	74	1,509	-	1,583
Manufacture of pumps, compressors, taps and valves..	-	-	-	-
Manufacture of ovens, furnaces and furnace burners..	74	851	-	925
Manufacture of other general purpose machinery.....	-	-	-	-
Manufacture of machinery for food and beverage processing .....	-	1,025	-	1,025
Manufacture of accumulators, primary cells and and primary batteries .....	-	-367	-	-367
MANUFACTURE OF MOTOR VEHICLES, TRAILERS & SEMI-TRAILERS	-	642	31,230	31,872
Manufacture of bodies for motor vehicles.....	-	642	29,997	30,639
Manufacture of parts and accessories for motor vehicles and their engines.....	-	-	1,233	1,233
MANUFACTURE OF FURNITURE; MANUFACTURING N.E.C. ....	7,313	4,497	30,578	42,388
Manufacture of furniture; manufacturing n.e.c.....	7,313	4,497	30,578	42,388
T O T A L	38,711	81,039	495,130	614,880

\* IN THE NATIONAL ACCOUNT CONCEPT AT FACTOR COST

SUMMARY OF OPERATIONS OF LARGE AND MEDIUM SCALE MANUFACTURING INDUSTRIES BY REGIONAL STATES  
AND URBAN CENTERS, PUBLIC AND PRIVATE - 2001/2002 (1994 E.F.Y)

TABLE 4.40

ALL VALUES (IN '000 BIRR)

REGIONAL STATES AND URBAN CENTERS	NO. OF ESTAB.	NO. OF PERSONS ENGAGED	WAGES AND SALARIES	GROSS VALUE OF PRODUCTION	VALUE ADDED IN NATIONAL ACCOUNT CONCEPT (FACTOR COST)	1 FIXED ASSETS	2 NEW CAPITAL EXPENDITURE
TIGRAY .....	38	4,936	28,668	236,613	43,342	696,959	6,301
ADIGRAT.....	6	450	2,993	22,320	4,759	172,272	331
AXUME .....	2	116	402	1,451	355	2,510	-
MEKELE.....	19	1,028	6,558	102,119	31,798	63,461	4,501
QUIHA.....	4	561	3,248	28,418	7,260	10,594	1,225
OTHER TOWNS .....	7	2,781	15,468	82,306	-831	448,123	244
AFAR.....	8	1,181	7,276	97,349	3,683	36,279	1,359
AWASH.....	6	900	6,532	60,264	647	36,161	1,334
DUPTI.....	2	281	744	37,085	3,036	119	25
AMHARA.....	57	8,519	50,446	587,259	136,009	597,578	25,501
BAHIR DAR .....	18	2,857	13,268	77,077	24,285	90,647	8,493
BURE.....	3	40	115	958	177	453	63
COMBOLCHA .....	8	3,261	20,953	285,876	61,652	195,776	10,827
DESSIE .....	8	282	1,510	12,780	766	7,498	863
GONDAR .....	9	984	7,426	160,853	36,169	279,361	2,685
WOLDIA .....	2	26	31	448	82	95	7
OTHER TOWNS ...	9	1,069	7,143	49,268	12,878	23,747	2,562
OROMIYA.....	111	18,262	168,435	1,999,053	621,461	888,226	103,342
AMBO .....	4	733	6,537	71,627	28,936	19,890	2,927
ASSELA .....	4	285	2,071	60,506	14,750	12,700	455
DEBRE ZEIT .....	13	1,725	8,602	151,466	19,130	38,038	2,289
DERRA .....	1	47	235	4,874	1,134	1,757	429
JIMMA .....	14	316	1,389	3,855	1,870	4,007	90
MERTI .....	1	2,272	36,286	345,507	115,395	44,880	26,649
MODJO .....	4	907	8,453	59,444	1,808	27,975	3,761
NAZARETH .....	16	1,263	6,907	84,482	17,984	31,061	1,819
WONJI .....	2	4,010	44,254	310,829	120,836	197,202	31,868
OTHER TOWNS ...	52	6,704	53,702	906,463	299,618	510,717	33,057
SOMALIE .....	3	49	281	3,095	913	673	5
JIJJIGA.....	3	49	281	3,095	913	673	5
S.N.N.P.....	72	4,902	27,755	159,200	29,884	320,711	3,480
ARBA MINCH .....	4	924	5,214	23,707	5,235	58,355	61
AWASSA .....	30	3,086	20,015	113,128	14,102	217,355	2,515
DILA .....	8	168	416	2,868	564	3,516	770
SODO .....	11	152	316	1,710	856	1,315	111
OTHER TOWNS....	19	572	1,793	17,787	9,128	40,169	25
GAMBELLA	1	57	296	1,652	991	602	-
OTHER TOWNS	1	57	296	1,652	991	602	-
HARARI.....	10	1,411	12,297	141,996	49,020	166,400	17,345
ADDIS ABABA.....	545	51,683	388,528	4,036,749	990,029	2,402,424	214,382
DIRE DAWA .....	21	4,121	25,706	215,983	61,065	137,898	2,304
OTHER REGION * ..	43	3,865	33,675	612,787	277,292	942,020	87,270
T O T A L	909	98,986	743,362	8,091,737	2,213,690	6,189,771	461,290

1. 873 ESTABLISHMENTS  
2. 393 ESTABLISHMENTS

**SUMMARY OF OPERATIONS OF LARGE AND MEDIUM SCALE MANUFACTURING INDUSTRIES BY REGIONAL STATES  
AND URBAN CENTERS, PUBLIC - 2001/2002 (1994 E.F.Y)**

TABLE 4.41

ALL VALUES (IN '000 BIRR)

REGIONAL STATES AND URBAN CENTERS	NO. OF ESTAB.	NO. OF PERSONS ENGAGED	WAGES AND SALARIES	GROSS VALUE OF PRODUCTION	VALUE ADDED IN NATIONAL ACCOUNT CONCEPT (FACTOR COST)	1 FIXED ASSETS	2 NEW CAPITAL EXPENDITURE
TIGRAY .....	2	242	2,157	22,199	4,913	3,931	555
QUIHA .....	2	242	2,157	22,199	4,913	3,931	555
AFAR .....	2	758	2,055	71,334	1,382	3,217	872
DUPTI .....	1	270	732	36,941	2,970	2	-
AMHARA .....	7	5,372	32,738	192,232	47,853	112,802	18,020
BAHIR DAR .....	2	1,844	10,666	45,973	13,656	26,717	8,221
COMBOLCHA .....	3	2,524	14,519	101,512	21,011	69,934	7,235
GONDAR .....	1	117	889	4,327	1,923	862	15
OTHER TOWNS .....	1	887	6,663	40,419	11,263	15,288	2,549
OROMIYA .....	29	14,322	152,648	1,708,966	565,788	703,006	90,960
AMBO .....	2	688	6,417	69,143	28,170	16,532	2,720
ASSELA .....	2	250	1,869	58,846	14,395	12,269	455
DEBRE ZEIT .....	2	432	3,324	35,623	6,504	3,775	955
JIMMA .....	1	119	880	1,805	1,067	-	-
MERTI .....	1	2,272	36,286	345,507	115,395	44,880	26,649
MODJO .....	2	797	7,868	44,244	1,717	17,222	14
NAZARETH .....	5	888	5,637	69,354	13,304	20,995	1,616
WONJI .....	2	4,010	44,254	310,829	120,836	197,202	31,868
OTHER TOWNS .....	12	4,866	46,113	773,617	264,401	390,131	26,683
S.N.N.P. ....	8	2,970	18,756	120,000	14,484	226,555	2,201
ARBA MINCH .....	2	898	5,174	23,145	5,104	57,973	-
AWASSA .....	6	2,072	13,582	96,855	9,380	168,582	2,201
GAMBELLA .....	1	57	296	1,652	991	602	-
OTHER TOWNS .....	1	57	296	1,652	991	602	-
HARARI .....	4	1,267	11,700	137,856	47,366	164,715	17,344
ADDIS ABABA .....	77	28,279	223,430	2,021,343	618,672	962,304	51,597
DIRE DAWA .....	3	367	3,215	103,996	28,412	21,084	1,926
OTHER REGION * .....	10	2,954	29,981	567,374	268,948	795,870	62,568
<b>T O T A L</b>	<b>143</b>	<b>56,588</b>	<b>476,974</b>	<b>4,946,951</b>	<b>1,598,809</b>	<b>2,994,085</b>	<b>246,043</b>

\* OTHER REGIONS INCLUDES TIGRAY AND GAMBELLA EACH WITH ONE ESTABLISHMENT  
1. 131 ESTABLISHMENTS  
2. 95 ESTABLISHMENTS

SUMMARY OF OPERATIONS OF LARGE AND MEDIUM SCALE MANUFACTURING INDUSTRIES BY REGIONAL STATES  
AND URBAN CENTERS, PRIVATE - 2001/2002 (1994 E.F.Y)

TABLE 4.42

(IN '000 BIRR)

REGIONAL STATES AND URBAN CENTERS	NO. OF ESTAB.	NO. OF PERSONS ENGAGED	WAGES AND SALARIES	GROSS VALUE OF PRODUCTION	VALUE ADDED IN NATIONAL ACCOUNT CONCEPT(FACTOR COST)	1 FIXED ASSETS	2 NEW CAPITAL EXPENDITURE
TIGRAY .....	36	4,694	26,511	214,415	38,429	693,028	5,746
ADIGRAT .....	6	450	2,993	22,320	4,759	172,272	331
AXUME .....	2	116	402	1,451	355	2,510	-
MEKELE .....	19	1,028	6,558	102,119	31,798	63,461	4,501
QUIHA .....	2	319	1,091	6,219	2,347	6,663	670
OTHER TOWNS .....	7	2,781	15,468	82,306	-831	448,123	244
AFAR .....	6	423	5,221	26,015	2,300	33,062	487
AWASH .....	5	412	5,209	25,872	2,234	32,945	462
DUPTI .....	1	11	12	143	66	117	25
AMHARA .....	50	3,147	17,708	395,027	88,156	484,777	7,481
BAHIR DAR .....	16	1,013	2,601	31,104	10,629	63,930	272
BURE .....	3	40	115	958	177	453	63
COMBOLCHA .....	5	737	6,433	184,364	40,641	125,842	3,592
DESSIE .....	8	282	1,510	12,780	766	7,498	863
GONDAR .....	8	867	6,538	156,526	34,246	278,499	2,670
WOLDIA .....	2	26	31	448	82	95	7
OTHER TOWNS .....	8	182	480	8,848	1,615	8,459	13
OROMIYA .....	82	3,940	15,787	290,086	55,673	185,220	12,382
AMBO .....	2	45	120	2,484	766	3,357	207
ASSELA .....	2	35	202	1,659	356	431	-
DEBRE ZEIT .....	11	1,293	5,278	115,843	12,626	34,262	1,333
DERRA .....	1	47	235	4,874	1,134	1,757	429
JIMMA .....	13	197	509	2,050	804	4,007	90
MODJO .....	2	110	585	15,200	91	10,752	3,747
NAZARETH .....	11	375	1,269	15,129	4,680	10,066	203
OTHER TOWNS .....	40	1,838	7,589	132,847	35,217	120,586	6,374
SOMALIE .....	3	49	281	3,095	913	673	5
JIJJIGA .....	3	49	281	3,095	913	673	5
S.N.N.P. ....	64	1,932	8,999	39,200	15,400	94,156	1,279
ARBA MINCH .....	2	26	40	562	131	382	61
AWASSA .....	24	1,014	6,433	16,273	4,722	48,773	314
DILA .....	8	168	416	2,868	564	3,516	770
SODO .....	11	152	316	1,710	856	1,315	111
OTHER TOWNS .....	19	572	1,793	17,787	9,128	40,169	25
HARARI .....	6	144	597	4,140	1,654	1,685	1
ADDIS ABABA .....	468	23,404	165,098	2,015,406	371,357	1,440,121	162,785
DIRE DAWA .....	18	3,754	22,492	111,987	32,654	116,815	378
OTHER REGION * ..	33	911	3,694	45,414	8,344	146,150	24,703
T O T A L	766	42,398	266,388	3,144,786	614,880	3,195,686	215,247

1. 742 ESTABLISHMENTS  
2. 298 ESTABLISHMENTS

FIXED ASSETS AND NEW CAPITAL EXPENDITURE BY INDUSTRIAL GROUP AND OWNERSHIP  
2001/2002 (1994 E.F.Y)

TABLE 4.43

( IN '000 BIRR)

INDUSTRIAL GROUP	1 FIXED ASSETS			2 NEW CAPITAL EXPENDITURE		
	PUBLIC	PRIVATE	TOTAL	PUBLIC	PRIVATE	TOTAL
MANUFACTURE OF FOOD PRODUCTS AND BEVERAGES.....	1,600,858	1,184,955	2,785,813	167,783	98,541	266,324
Production, processing and preserving of meat, fruit and vegetables .....	22,663	86,825	109,487	1,660	112	1,772
Manufacture of vegetable and animal oils and fats...	165,028	51,655	216,683	1,403	918	2,321
Manufacture of dairy products .....	13,867	17,520	31,386	1,121	1,731	2,853
Manufacture of grain mill products .....	53,207	203,744	256,951	3,792	28,748	32,540
Manufacture of prepared animal feeds .....	60	761	821	-	183	184
Manufacture of bakery products .....	69,374	48,398	117,772	3,243	2,644	5,887
Manufacture of sugar and sugar confectionery .....	925,696	1,840	927,537	119,076	30	119,106
Manufacture of macaroni and spaghetti.....	23,169	-	23,169	868	-	868
Manufacture of food products n.e.c. ....	2,154	192,128	194,282	34	12,460	12,494
Distilling, rectifying and blending of spirits .....	7,902	3,096	10,998	3,384	97	3,481
Manufacture of wines .....	16,814	-	16,814	1,174	-	1,174
Manufacture of malt liquors and malt .....	281,939	333,321	615,261	29,261	18,020	47,281
Manufacture of soft drinks & production of mineral waters .....	18,985	245,668	264,653	2,766	33,597	36,363
MANUFACTURE OF TOBACCO PRODUCTS .....	61,551	-	61,551	1,507	-	1,507
Manufacture of tobacco products.....	61,551	-	61,551	1,507	-	1,507
MANUFACTURE OF TEXTILES .....	286,881	607,389	894,271	20,099	516	20,615
Spinning, weaving and finishing of textiles .....	264,535	604,419	868,954	19,528	316	19,844
Manufacture of cordage, rope, twine and netting ....	22,347	-	22,347	572	-	572
Knitting mills .....	-	2,970	2,970	-	200	200
MANUFACTURE OF WEARING APPAREL, EXCEPT FUR APPAREL....	13,530	34,087	47,616	30	58	88
Manufacture of wearing apparel except fur apparel...	13,530	34,087	47,616	30	58	88
TANNING AND DRESSING OF LEATHER; MANUFACTURE OF FOOTWEAR, LUGGAGE AND HANDBAGS .....	134,735	324,469	459,204	3,563	43,270	46,833
Tanning and dressing of leather, luggage and handbags	106,623	152,853	259,476	1,591	30,222	31,813
Manufacture of footwear.....	28,112	171,616	199,728	1,972	13,048	15,020
MANUFACTURE OF WOOD AND OF PRODUCTS OF WOOD AND CORK, EXCEPT FURNITURE .....	3,790	7,862	11,653	149	6,949	7,098
Manufacture of wood and of products of wood and cork, except furniture.....	3,790	7,862	11,653	149	6,949	7,098
MANUFACTURE OF PAPER, PAPER PRODUCTS AND PRINTING ....	62,484	100,226	162,710	9,331	17,238	26,569
Manufacture of paper and paper products.....	12,926	38,349	51,275	739	7,426	8,166
Publishing and printing services.....	49,558	61,877	111,435	8,592	9,812	18,404
MANUFACTURE OF CHEMICALS AND CHEMICAL PRODUCTS.....	140,077	349,559	489,636	6,737	9,612	16,349
Manufacture of basic chemicals, except fertilizers and nitrogen compounds.....	104,420	31,103	135,523	4,431	10	4,441
Manufacture of paints, varnishes and mastics .....	5,905	24,195	30,100	1,233	4,139	5,372



FIXED ASSETS AND NEW CAPITAL EXPENDITURE BY INDUSTRIAL GROUP AND OWNERSHIP  
2001/2002 (1994 E.F.Y)

TABLE 4.43(Contd..)

(IN '000 BIRR)

INDUSTRIAL GROUP	1 FIXED ASSETS			2 NEW CAPITAL EXPENDITURE		
	PUBLIC	PRIVATE	TOTAL	PUBLIC	PRIVATE	TOTAL
Manufacture of pharmaceuticals, medicinal chemicals and botanical products.....	24,657	232,943	257,601	41	2,082	2,123
Manufacture of soap and detergents cleaning and polishing, perfumes and toilet preparations.....	3,594	54,897	58,491	1,032	2,462	3,495
Manufacture of chemical products n.e.c. ....	1,502	6,421	7,922	-	919	919
MANUFACTURE OF RUBBER AND PLASTIC PRODUCTS.....	147,666	179,303	326,970	6,273	14,296	20,569
Manufacture of rubber products.....	127,275	8,210	135,486	4,880	1,056	5,936
Manufacture of plastic products.....	20,391	171,093	191,484	1,393	13,240	14,633
MANUFACTURE OF OTHER NON-METALLIC MINERAL PRODUCTS ...	373,689	30,338	404,027	20,265	2,282	22,547
Manufacture of glass and glass products.....	18,591	3	18,594	67	2	68
Manufacture of structural clay products .....	7,904	1,730	9,634	489	16	505
Manufacture of cement, lime and plaster .....	168,207	115	168,322	15,497	-	15,497
Manufacture of articles of concrete, cement and plaster .....	10,336	14,954	25,290	1,484	1,077	2,560
Manufacture of non-metallic mineral products n.e.c..	168,650	13,536	182,187	2,729	1,187	3,916
MANUFACTURE OF BASIC IRON AND STEEL.....	18,151	98,074	116,225	2,298	3,199	5,496
Manufacture of basic iron and steel.....	18,151	98,074	116,225	2,298	3,199	5,496
MANUFACTURE OF FABRICATED METAL PRODUCTS EXCEPT MACHINERY AND EQUIPMENT .....	119,419	84,263	203,682	2,047	4,505	6,552
Manufacture of structural metal products, tanks, reservoirs and containers of metal .....	-	20,953	20,953	-	1,873	1,873
Manufacture of cutlery, hand tools and general hardware .....	1,344	28,964	30,308	110	1,278	1,388
Manufacture of other fabricated metal products .....	118,074	34,347	152,421	1,937	1,354	3,291
MANUFACTURE OF MACHINERY AND EQUIPMENT N.E.C. ....	-	17,952	17,952	-	661	661
Manufacture of pumps, compressors, taps and valves..	-	-	-	-	-	-
Manufacture of ovens, furnaces and furnace burners..	-	7,413	7,413	-	619	619
Manufacture of other general purpose machinery.....	-	-	-	-	-	-
Manufacture of machinery for food and beverage processing .....	-	7,400	7,400	-	43	43
Manufacture of accumulators, primary cells and and primary batteries .....	-	3,139	3,139	-	-	-
MANUFACTURE OF MOTOR VEHICLES, TRAILERS & SEMI-TRAILERS	28,074	75,189	103,262	5,633	2,655	8,288
Manufacture of bodies for motor vehicles.....	28,074	71,942	100,016	5,633	2,655	8,288
Manufacture of parts and accessories for motor vehicles and their engines.....	-	3,246	3,246	-	-	-
MANUFACTURE OF FURNITURE; MANUFACTURING N.E.C. ....	3,180	102,019	105,199	325	11,467	11,792
Manufacture of furniture; manufacturing n.e.c.....	3,180	102,019	105,199	325	11,467	11,792
T O T A L	2,994,085	3,195,686	6,189,771	246,043	215,247	461,290

1. 873 ESTABLISHMENTS

2. 393 ESTABLISHMENTS

FIXED ASSETS OF REPORTING ESTABLISHMENTS BY TYPE AND INDUSTRIAL GROUP  
PUBLIC AND PRIVATE - 2001/2002 (1994 E.F.Y)

(IN '000 BIRR)

TABLE 4.44

INDUSTRIAL GROUP	NO. OF ESTAB.	BUILDING AND OTHER CONST- RUCTION WORKS	MACHINERY AND EQUIPMENT	VEHICLES	OTHERS	TOTAL
MANUFACTURE OF FOOD PRODUCTS AND BEVERAGES.....	263	1,091,062	1,380,861	206,390	107,501	2,785,813
Production, processing and preserving of meat, fruit and vegetables .....	7	45,796	48,603	10,248	4,840	109,487
Manufacture of vegetable and animal oils and fats...	29	77,126	134,774	3,904	879	216,683
Manufacture of dairy products .....	2	17,653	9,292	4,084	358	31,386
Manufacture of grain mill products .....	59	140,371	80,798	30,733	5,048	256,951
Manufacture of prepared animal feeds .....	3	473	47	246	55	821
Manufacture of bakery products .....	113	47,656	58,307	5,934	5,874	117,772
Manufacture of sugar and sugar confectionery .....	11	331,184	514,606	71,059	10,688	927,537
Manufacture of macaroni and spaghetti.....	3	7,272	13,750	1,101	1,046	23,169
Manufacture of food products n.e.c. ....	9	127,579	60,132	5,176	1,395	194,282
Distilling, rectifying and blending of spirits .....	8	1,800	4,425	4,280	493	10,998
Manufacture of wines .....	1	7,089	8,276	1,085	364	16,814
Manufacture of malt liquors and malt .....	7	207,982	358,553	23,029	25,697	615,261
Manufacture of soft drinks & production of mineral waters .....	11	79,082	89,298	45,511	50,762	264,653
MANUFACTURE OF TOBACCO PRODUCTS .....	1	45,447	9,586	3,517	3,001	61,551
Manufacture of tobacco products.....	1	45,447	9,586	3,517	3,001	61,551
MANUFACTURE OF TEXTILES .....	34	298,435	566,743	12,316	16,778	894,271
Spinning, weaving and finishing of textiles .....	25	284,973	556,793	10,843	16,345	868,954
Manufacture of cordage, rope, twine and netting ....	2	12,518	8,251	1,217	361	22,347
Knitting mills .....	7	944	1,698	256	72	2,970
MANUFACTURE OF WEARING APPAREL, EXCEPT FUR APPAREL....	27	30,937	13,362	1,051	2,267	47,616
Manufacture of wearing apparel except fur apparel...	27	30,937	13,362	1,051	2,267	47,616
TANNING AND DRESSING OF LEATHER; MANUFACTURE OF FOOTWEAR, LUGGAGE AND HANDBAGS .....	52	164,848	241,329	29,069	23,959	459,204
Tanning and dressing of leather, luggage and handbags	14	116,346	110,453	25,557	7,120	259,476
Manufacture of footwear.....	38	48,502	130,876	3,511	16,839	199,728
MANUFACTURE OF WOOD AND OF PRODUCTS OF WOOD AND CORK, EXCEPT FURNITURE .....	20	2,319	8,098	892	344	11,653
Manufacture of wood and of products of wood and cork, except furniture.....	20	2,319	8,098	892	344	11,653
MANUFACTURE OF PAPER, PAPER PRODUCTS AND PRINTING.....	72	40,884	101,471	7,698	12,658	162,710
Manufacture of paper and paper products.....	7	21,584	24,525	2,592	2,573	51,275
Publishing and printing services.....	65	19,299	76,946	5,106	10,085	111,435
MANUFACTURE OF CHEMICALS AND CHEMICAL PRODUCTS.....	41	166,276	292,730	11,830	18,801	489,636
Manufacture of basic chemicals, except fertilizers and nitrogen compounds.....	5	49,911	77,231	2,192	6,189	135,523
Manufacture of paints, varnishes and mastics .....	9	16,524	9,466	1,488	2,621	30,100

FIXED ASSETS OF REPORTING ESTABLISHMENTS BY TYPE AND INDUSTRIAL GROUP  
PUBLIC AND PRIVATE - 2001/2002 (1994 E.F.Y)

TABLE 4.44(Contd..)

(IN '000 BIRR)

INDUSTRIAL GROUP	NO. OF ESTAB.	BUILDING AND OTHER CONST- RUCTION WORKS	MACHINERY AND EQUIPMENT	VEHICLES	OTHERS	TOTAL
Manufacture of pharmaceuticals, medicinal chemicals and botanical products.....	6	62,115	182,650	4,868	7,968	257,601
Manufacture of soap and detergents cleaning and polishing, perfumes and toilet preparations.....	16	33,662	20,584	2,313	1,932	58,491
Manufacture of chemical products n.e.c. ....	5	4,064	2,799	970	90	7,922
MANUFACTURE OF RUBBER AND PLASTIC PRODUCTS.....	37	112,746	199,384	7,460	7,380	326,970
Manufacture of rubber products.....	5	49,630	82,190	1,481	2,185	135,486
Manufacture of plastic products.....	32	63,116	117,194	5,979	5,196	191,484
MANUFACTURE OF OTHER NON-METALLIC MINERAL PRODUCTS ...	95	166,744	204,709	25,613	6,961	404,027
Manufacture of glass and glass products.....	2	6,932	10,222	897	544	18,594
Manufacture of structural clay products .....	6	4,618	3,034	1,669	313	9,634
Manufacture of cement, lime and plaster .....	8	96,035	61,334	8,131	2,821	168,322
Manufacture of articles of concrete, cement and plaster .....	66	12,504	4,337	6,917	1,532	25,290
Manufacture of non-metallic mineral products n.e.c..	13	46,655	125,781	7,999	1,751	182,187
MANUFACTURE OF BASIC IRON AND STEEL.....	11	51,570	56,187	4,312	4,155	116,225
Manufacture of basic iron and steel.....	11	51,570	56,187	4,312	4,155	116,225
MANUFACTURE OF FABRICATED METAL PRODUCTS EXCEPT MACHINERY AND EQUIPMENT .....	61	95,267	92,962	6,206	9,247	203,682
Manufacture of structural metal products, tanks, reservoirs and containers of metal .....	32	12,562	6,803	1,001	588	20,953
Manufacture of cutlery, hand tools and general hardware .....	12	17,062	10,337	1,649	1,261	30,308
Manufacture of other fabricated metal products .....	17	65,644	75,823	3,556	7,398	152,421
MANUFACTURE OF MACHINERY AND EQUIPMENT N.E.C. ....	8	8,236	8,454	710	552	17,952
Manufacture of pumps, compressors, taps and valves..	-	-	-	-	-	-
Manufacture of ovens, furnaces and furnace burners..	4	4,206	2,997	126	84	7,413
Manufacture of other general purpose machinery.....	-	-	-	-	-	-
Manufacture of machinery for food and beverage processing .....	3	4,030	2,655	482	234	7,400
Manufacture of accumulators, primary cells and and primary batteries .....	1	-	2,802	102	234	3,139
MANUFACTURE OF MOTOR VEHICLES, TRAILERS & SEMI-TRAILERS	6	52,897	36,724	8,043	5,598	103,262
Manufacture of bodies for motor vehicles.....	5	52,897	33,629	8,007	5,483	100,016
Manufacture of parts and accessories for motor vehicles and their engines.....	1	-	3,094	36	115	3,246
MANUFACTURE OF FURNITURE; MANUFACTURING N.E.C. ....	145	52,050	30,766	11,186	11,197	105,199
Manufacture of furniture; manufacturing n.e.c.....	145	52,050	30,766	11,186	11,197	105,199
T O T A L	873	2,379,717	3,243,365	336,291	230,398	6,189,771

FIXED ASSETS OF REPORTING ESTABLISHMENTS BY TYPE AND INDUSTRIAL GROUP  
PUBLIC - 2001/2002 (1994 E.F.Y)

TABLE 4.45

(IN '000 BIRR)

INDUSTRIAL GROUP	NO. OF ESTAB.	BULDING AND OTHER CONST- RUCTION WORKS	MACHINERY AND EQUIPMENT	VEHICLES	OTHERS	TOTAL
MANUFACTURE OF FOOD PRODUCTS AND BEVERAGES.....	38	577,562	882,359	111,560	29,377	1,600,858
Production, processing and preserving of meat, fruit and vegetables .....	2	7,218	10,438	4,348	658	22,663
Manufacture of vegetable and animal oils and fats...	5	43,061	119,096	2,502	370	165,028
Manufacture of dairy products .....	1	10,271	1,301	2,096	199	13,867
Manufacture of grain mill products .....	8	26,875	18,736	5,114	2,481	53,207
Manufacture of prepared animal feeds .....	1	42	1	15	2	60
Manufacture of bakery products .....	5	20,319	42,590	2,717	3,748	69,374
Manufacture of sugar and sugar confectionery .....	4	330,299	514,003	70,772	10,623	925,696
Manufacture of macaroni and spaghetti.....	3	7,272	13,750	1,101	1,046	23,169
Manufacture of food products n.e.c. ....	1	1,613	243	101	197	2,154
Distilling, rectifying and blending of spirits .....	1	1,204	3,371	2,958	369	7,902
Manufacture of wines .....	1	7,089	8,276	1,085	364	16,814
Manufacture of malt liquors and malt .....	4	112,395	146,007	15,206	8,332	281,939
Manufacture of soft drinks & production of mineral waters .....	2	9,903	4,548	3,545	989	18,985
MANUFACTURE OF TOBACCO PRODUCTS .....	1	45,447	9,586	3,517	3,001	61,551
Manufacture of tobacco products.....	1	45,447	9,586	3,517	3,001	61,551
MANUFACTURE OF TEXTILES .....	17	138,807	129,764	6,689	11,622	286,881
Spinning, weaving and finishing of textiles .....	15	126,289	121,513	5,472	11,261	264,535
Manufacture of cordage, rope, twine and netting ....	2	12,518	8,251	1,217	361	22,347
Knitting mills .....	-	-	-	-	-	-
MANUFACTURE OF WEARING APPAREL, EXCEPT FUR APPAREL....	4	9,146	2,928	582	873	13,530
Manufacture of wearing apparel except fur apparel....	4	9,146	2,928	582	873	13,530
TANNING AND DRESSING OF LEATHER; MANUFACTURE OF FOOTWEAR, LUGGAGE AND HANDBAGS .....	7	50,472	75,286	5,323	3,654	134,735
Tanning and dressing of leather, luggage and handbags	4	42,594	57,673	4,026	2,330	106,623
Manufacture of footwear.....	3	7,878	17,613	1,297	1,323	28,112
MANUFACTURE OF WOOD AND OF PRODUCTS OF WOOD AND CORK, EXCEPT FURNITURE .....	7	1,672	1,025	806	288	3,790
Manufacture of wood and of products of wood and cork, except furniture.....	7	1,672	1,025	806	288	3,790
MANUFACTURE OF PAPER, PAPER PRODUCTS AND PRINTING.....	9	12,269	41,472	2,591	6,153	62,484
Manufacture of paper and paper products.....	2	4,494	6,792	293	1,347	12,926
Publishing and printing services.....	7	7,775	34,680	2,298	4,806	49,558
MANUFACTURE OF CHEMICALS AND CHEMICAL PRODUCTS.....	11	48,096	79,679	4,494	7,808	140,077
Manufacture of basic chemicals, except fertilizers and nitrogen compounds.....	4	41,715	54,602	2,120	5,983	104,420
Manufacture of paints, varnishes and mastics .....	2	3,315	1,250	747	592	5,905

FIXED ASSETS OF REPORTING ESTABLISHMENTS BY TYPE AND INDUSTRIAL GROUP  
PUBLIC - 2001/2002 (1994 E.F.Y)

TABLE 4.45(Contd..)

(IN '000 BIRR)

INDUSTRIAL GROUP	NO. OF ESTAB.	BUILDING AND OTHER CONST- RUCTION WORKS	MACHINERY AND EQUIPMENT	VEHICLES	OTHERS	TOTAL
Manufacture of pharmaceuticals, medicinal chemicals and botanical products.....	1	1,559	21,487	912	699	24,657
Manufacture of soap and detergents cleaning and polishing, perfumes and toilet preparations.....	2	693	1,743	670	487	3,594
Manufacture of chemical products n.e.c. ....	2	813	597	45	46	1,502
MANUFACTURE OF RUBBER AND PLASTIC PRODUCTS.....	4	51,967	91,817	2,035	1,847	147,666
Manufacture of rubber products.....	1	44,473	80,594	1,293	916	127,275
Manufacture of plastic products.....	3	7,494	11,223	743	931	20,391
MANUFACTURE OF OTHER NON-METALLIC MINERAL PRODUCTS ...	18	153,915	192,202	21,465	6,106	373,689
Manufacture of glass and glass products.....	1	6,932	10,221	897	542	18,591
Manufacture of structural clay products .....	2	4,312	1,811	1,501	280	7,904
Manufacture of cement, lime and plaster .....	5	95,985	61,272	8,131	2,818	168,207
Manufacture of articles of concrete, cement and plaster .....	6	4,460	1,278	3,467	1,131	10,336
Manufacture of non-metallic mineral products n.e.c..	4	42,226	117,619	7,470	1,335	168,650
MANUFACTURE OF BASIC IRON AND STEEL.....	3	3,269	11,978	1,205	1,699	18,151
Manufacture of basic iron and steel.....	3	3,269	11,978	1,205	1,699	18,151
MANUFACTURE OF FABRICATED METAL PRODUCTS EXCEPT MACHINERY AND EQUIPMENT .....	5	44,423	66,931	2,673	5,392	119,419
Manufacture of structural metal products, tanks, reservoirs and containers of metal .....	-	-	-	-	-	-
Manufacture of cutlery, hand tools and general hardware .....	2	622	529	1	192	1,344
Manufacture of other fabricated metal products .....	3	43,801	66,402	2,671	5,200	118,074
MANUFACTURE OF MACHINERY AND EQUIPMENT N.E.C. ....	-	-	-	-	-	-
Manufacture of pumps, compressors, taps and valves..	-	-	-	-	-	-
Manufacture of ovens, furnaces and furnace burners..	-	-	-	-	-	-
Manufacture of other general purpose machinery.....	-	-	-	-	-	-
Manufacture of machinery for food and beverage processing .....	-	-	-	-	-	-
Manufacture of accumulators, primary cells and and primary batteries .....	-	-	-	-	-	-
MANUFACTURE OF MOTOR VEHICLES, TRAILERS & SEMI-TRAILERS	2	21,456	1,020	3,020	2,578	28,074
Manufacture of bodies for motor vehicles.....	2	21,456	1,020	3,020	2,578	28,074
Manufacture of parts and accessories for motor vehicles and their engines.....	-	-	-	-	-	-
MANUFACTURE OF FURNITURE; MANUFACTURING N.E.C. ....	5	2,311	731	-	137	3,180
Manufacture of furniture; manufacturing n.e.c.....	5	2,311	731	-	137	3,180
T O T A L	131	1,160,811	1,586,779	165,960	80,535	2,994,085

FIXED ASSETS OF REPORTING ESTABLISHMENTS BY TYPE AND INDUSTRIAL GROUP  
PRIVATE - 2001/2002 (1994 E.F.Y)

TABLE 4.46

(IN '000 BIRR)

INDUSTRIAL GROUP	NO. OF ESTAB.	BULDING AND OTHER CONST- RUCTION WORKS	MACHINERY AND EQUIPMENT	VEHICLES	OTHERS	TOTAL
MANUFACTURE OF FOOD PRODUCTS AND BEVERAGES.....	225	513,500	498,502	94,830	78,123	1,184,955
Production, processing and preserving of meat, fruit and vegetables .....	5	38,578	38,165	5,900	4,182	86,825
Manufacture of vegetable and animal oils and fats...	24	34,064	15,678	1,403	509	51,655
Manufacture of dairy products .....	1	7,382	7,991	1,987	159	17,520
Manufacture of grain mill products .....	51	113,496	62,062	25,619	2,567	203,744
Manufacture of prepared animal feeds .....	2	431	46	231	52	761
Manufacture of bakery products .....	108	27,337	15,718	3,217	2,127	48,398
Manufacture of sugar and sugar confectionery .....	7	885	603	286	65	1,840
Manufacture of macaroni and spaghetti.....	-	-	-	-	-	-
Manufacture of food products n.e.c. ....	8	125,966	59,889	5,075	1,198	192,128
Distilling, rectifying and blending of spirits ....	7	595	1,054	1,322	124	3,096
Manufacture of wines .....	-	-	-	-	-	-
Manufacture of malt liquors and malt .....	3	95,587	212,546	7,823	17,366	333,321
Manufacture of soft drinks & production of mineral waters .....	9	69,179	84,750	41,966	49,773	245,668
MANUFACTURE OF TOBACCO PRODUCTS .....	-	-	-	-	-	-
Manufacture of tobacco products.....	-	-	-	-	-	-
MANUFACTURE OF TEXTILES .....	17	159,628	436,978	5,627	5,156	607,389
Spinning, weaving and finishing of textiles .....	10	158,684	435,280	5,371	5,084	604,419
Manufacture of cordage, rope, twine and netting ....	-	-	-	-	-	-
Knitting mills .....	7	944	1,698	256	72	2,970
MANUFACTURE OF WEARING APPAREL, EXCEPT FUR APPAREL....	23	21,791	10,433	468	1,394	34,087
Manufacture of wearing apparel except fur apparel....	23	21,791	10,433	468	1,394	34,087
TANNING AND DRESSING OF LEATHER; MANUFACTURE OF FOOTWEAR, LUGGAGE AND HANDBAGS .....	45	114,376	166,043	23,745	20,305	324,469
Tanning and dressing of leather, luggage and handbags	10	73,752	52,780	21,532	4,789	152,853
Manufacture of footwear.....	35	40,624	113,263	2,214	15,515	171,616
MANUFACTURE OF WOOD AND OF PRODUCTS OF WOOD AND CORK, EXCEPT FURNITURE .....	13	647	7,074	86	55	7,862
Manufacture of wood and of products of wood and cork, except furniture.....	13	647	7,074	86	55	7,862
MANUFACTURE OF PAPER, PAPER PRODUCTS AND PRINTING.....	63	28,615	59,999	5,107	6,505	100,226
Manufacture of paper and paper products.....	5	17,090	17,733	2,299	1,227	38,349
Publishing and printing services.....	58	11,524	42,266	2,808	5,279	61,877
MANUFACTURE OF CHEMICALS AND CHEMICAL PRODUCTS.....	30	118,180	213,051	7,335	10,993	349,559
Manufacture of basic chemicals, except fertilizers and nitrogen compounds.....	1	8,196	22,629	72	206	31,103
Manufacture of paints, varnishes and mastics .....	7	13,209	8,216	741	2,029	24,195

FIXED ASSETS OF REPORTING ESTABLISHMENTS BY TYPE AND INDUSTRIAL GROUP  
PRIVATE - 2001/2002 (1994 E.F.Y)

TABLE 4.46(Contd..)

(IN '000 BIRR)

INDUSTRIAL GROUP	NO. OF ESTAB.	BUILDING AND OTHER CONST- RUCTION WORKS	MACHINERY AND EQUIPMENT	VEHICLES	OTHERS	TOTAL
Manufacture of pharmaceuticals, medicinal chemicals and botanical products.....	5	60,556	161,163	3,955	7,270	232,943
Manufacture of soap and detergents cleaning and polishing, perfumes and toilet preparations.....	14	32,969	18,841	1,643	1,445	54,897
Manufacture of chemical products n.e.c. ....	3	3,251	2,202	924	44	6,421
MANUFACTURE OF RUBBER AND PLASTIC PRODUCTS.....	33	60,779	107,567	5,424	5,533	179,303
Manufacture of rubber products.....	4	5,157	1,596	188	1,269	8,210
Manufacture of plastic products.....	29	55,622	105,970	5,236	4,264	171,093
MANUFACTURE OF OTHER NON-METALLIC MINERAL PRODUCTS ...	77	12,829	12,507	4,148	855	30,338
Manufacture of glass and glass products.....	1	-	1	-	2	3
Manufacture of structural clay products .....	4	306	1,224	168	32	1,730
Manufacture of cement, lime and plaster .....	3	50	62	-	3	115
Manufacture of articles of concrete, cement and plaster .....	60	8,044	3,058	3,451	400	14,954
Manufacture of non-metallic mineral products n.e.c..	9	4,429	8,162	529	417	13,536
MANUFACTURE OF BASIC IRON AND STEEL.....	8	48,301	44,209	3,107	2,456	98,074
Manufacture of basic iron and steel.....	8	48,301	44,209	3,107	2,456	98,074
MANUFACTURE OF FABRICATED METAL PRODUCTS EXCEPT MACHINERY AND EQUIPMENT .....	56	50,844	26,031	3,533	3,855	84,263
Manufacture of structural metal products, tanks, reservoirs and containers of metal .....	32	12,562	6,803	1,001	588	20,953
Manufacture of cutlery, hand tools and general hardware .....	10	16,439	9,808	1,648	1,069	28,964
Manufacture of other fabricated metal products .....	14	21,843	9,421	885	2,198	34,347
MANUFACTURE OF MACHINERY AND EQUIPMENT N.E.C. ....	8	8,236	8,454	710	552	17,952
Manufacture of pumps, compressors, taps and valves..	-	-	-	-	-	-
Manufacture of ovens, furnaces and furnace burners..	4	4,206	2,997	126	84	7,413
Manufacture of other general purpose machinery.....	-	-	-	-	-	-
Manufacture of machinery for food and beverage processing .....	3	4,030	2,655	482	234	7,400
Manufacture of accumulators, primary cells and and primary batteries .....	1	-	2,802	102	234	3,139
MANUFACTURE OF MOTOR VEHICLES, TRAILERS & SEMI-TRAILERS	4	31,441	35,704	5,023	3,020	75,189
Manufacture of bodies for motor vehicles.....	3	31,441	32,609	4,987	2,905	71,942
Manufacture of parts and accessories for motor vehicles and their engines.....	1	-	3,094	36	115	3,246
MANUFACTURE OF FURNITURE; MANUFACTURING N.E.C. ....	140	49,738	30,035	11,185	11,061	102,019
Manufacture of furniture; manufacturing n.e.c.....	140	49,738	30,035	11,185	11,061	102,019
T O T A L	742	1,218,906	1,656,586	170,330	149,864	3,195,686

FIXED ASSETS BY SIZE OF PERSONS ENGAGED AND INDUSTRIAL GROUP  
PUBLIC AND PRIVATE - 2001/2002 (1994 E.F.Y)

TABLE 4.47

(IN '000 BIRR)

INDUSTRIAL GROUP	SIZE - GROUP			
	10 - 19	20 - 49	50 & OVER	TOTAL
MANUFACTURE OF FOOD PRODUCTS AND BEVERAGES.....	30,248	148,070	2,607,495	2,785,813
Production, processing and preserving of meat, fruit and vegetables .....	-	-	109,487	109,487
Manufacture of vegetable and animal oils and fats...	5,260	1,554	209,869	216,683
Manufacture of dairy products .....	-	-	31,386	31,386
Manufacture of grain mill products .....	10,199	81,647	165,105	256,951
Manufacture of prepared animal feeds .....	150	-	671	821
Manufacture of bakery products .....	12,112	14,779	90,881	117,772
Manufacture of sugar and sugar confectionery .....	1,582	277	925,678	927,537
Manufacture of macaroni and spaghetti.....	-	-	23,169	23,169
Manufacture of food products n.e.c. ....	458	35,686	158,138	194,282
Distilling, rectifying and blending of spirits .....	487	2,554	7,956	10,998
Manufacture of wines .....	-	-	16,814	16,814
Manufacture of malt liquors and malt .....	-	-	615,261	615,261
Manufacture of soft drinks & production of mineral waters .....	-	11,572	253,082	264,653
MANUFACTURE OF TOBACCO PRODUCTS .....	-	-	61,551	61,551
Manufacture of tobacco products.....	-	-	61,551	61,551
MANUFACTURE OF TEXTILES .....	1,108	3,713	889,450	894,271
Spinning, weaving and finishing of textiles .....	1,054	797	867,103	868,954
Manufacture of cordage, rope, twine and netting ....	-	-	22,347	22,347
Knitting mills .....	54	2,917	-	2,970
MANUFACTURE OF WEARING APPAREL, EXCEPT FUR APPAREL....	3,140	2,080	42,396	47,616
Manufacture of wearing apparel except fur apparel...	3,140	2,080	42,396	47,616
TANNING AND DRESSING OF LEATHER; MANUFACTURE OF FOOTWEAR, LUGGAGE AND HANDBAGS .....	20,900	101,137	337,167	459,204
Tanning and dressing of leather, luggage and handbags .....	-	4,436	255,041	259,476
Manufacture of footwear.....	20,900	96,701	82,127	199,728
MANUFACTURE OF WOOD AND OF PRODUCTS OF WOOD AND CORK, EXCEPT FURNITURE .....	803	146	10,435	11,384
Manufacture of wood and of products of wood and cork, except furniture.....	803	146	10,435	11,384
MANUFACTURE OF PAPER, PAPER PRODUCTS AND PRINTING.....	9,660	27,628	125,423	162,710
Manufacture of paper and paper products.....	1,296	-	49,978	51,275
Publishing and printing services.....	8,363	27,628	75,444	111,435
MANUFACTURE OF CHEMICALS AND CHEMICAL PRODUCTS.....	4,857	22,902	461,878	489,636
Manufacture of basic chemicals, except fertilizers and nitrogen compounds.....	-	-	135,523	135,523
Manufacture of paints, varnishes and mastics .....	3,555	6,302	20,244	30,100



FIXED ASSETS BY SIZE OF PERSONS ENGAGED AND INDUSTRIAL GROUP  
PUBLIC AND PRIVATE - 2001/2002 (1994 E.F.Y)

TABLE 4.47(Contd..)

( IN '000 BIRR)

I N D U S T R I A L   G R O U P	S I Z E - G R O U P			
	10 - 19	20 - 49	50 & OVER	T O T A L
Manufacture of pharmaceuticals, medicinal chemicals and botanical products.....	-	12,824	244,777	257,601
Manufacture of soap and detergents cleaning and polishing, perfumes and toilet preparations.....	333	2,351	55,807	58,491
Manufacture of chemical products n.e.c. ....	969	1,426	5,528	7,922
MANUFACTURE OF RUBBER AND PLASTIC PROCDUCTS.....	8,506	33,138	285,326	326,970
Manufacture of rubber products.....	169	2,230	133,087	135,486
Manufacture of plastic products.....	8,337	30,909	152,239	191,484
MANUFACTURE OF OTHER NON-METALLIC MINERAL PRODUCTS ...	5,977	7,646	390,403	404,027
Manufacture of glass and glass products.....	3	-	18,591	18,594
Manufacture of structural clay products .....	61	1,665	7,908	9,634
Manufacture of cement, lime and plaster .....	115	-	168,207	168,322
Manufacture of articles of concrete, cement and plaster .....	5,738	2,734	16,818	25,290
Manufacture of non-metallic mineral products n.e.c..	60	3,247	178,879	182,187
MANUFACTURE OF BASIC IRON AND STEEL.....	2,429	20,557	93,239	116,225
Manufacture of basic iron and steel.....	2,429	20,557	93,239	116,225
MANUFACTURE OF FABRICATED METAL PRODUCTS EXCEPT MACHINERY AND EQUIPMENT .....	9,193	45,830	148,660	203,682
Manufacture of structural metal products, tanks, reservoirs and containers of metal .....	6,427	2,511	12,014	20,953
Manufacture of cutlery, hand tools and general hardware .....	710	22,924	6,675	30,308
Manufacture of other fabricated metal products .....	2,056	20,395	129,971	152,421
MANUFACTURE OF MACHINERY AND EQUIPMENT N.E.C. ....	35	17,917	-	17,952
Manufacture of pumps, compressors, taps and valves..	-	-	-	-
Manufacture of ovens, furnaces and furnace burners..	35	7,378	-	7,413
Manufacture of other general purpose machinery.....	-	-	-	-
Manufacture of machinery for food and beverage processing .....	-	7,400	-	7,400
Manufacture of accumulators, primary cells and and primary batteries .....	-	3,139	-	3,139
MANUFACTURE OF MOTOR VEHICLES, TRAILERS & SEMI-TRAILERS	-	1,586	101,677	103,262
Manufacture of bodies for motor vehicles.....	-	1,586	98,430	100,016
Manufacture of parts and accessories for motor vehicles and their engines.....	-	-	3,246	3,246
MANUFACTURE OF FURNITURE; MANUFACTURING N.E.C. ....	12,058	12,222	80,919	105,199
Manufacture of furniture; manufacturing n.e.c.....	12,058	12,222	80,919	105,199
T O T A L	108,913	444,572	5,636,018	6,189,502

FIXED ASSETS BY SIZE OF PERSONS ENGAGED AND INDUSTRIAL GROUP  
PUBLIC - 2001/2002 (1994 E.F.Y)

(IN '000 BIRR)

TABLE 4.48

INDUSTRIAL GROUP	SIZE - GROUP			
	10 - 19	20 - 49	50 & OVER	TOTAL
MANUFACTURE OF FOOD PRODUCTS AND BEVERAGES.....	3,602	4,774	1,592,483	1,600,858
Production, processing and preserving of meat, fruit and vegetables .....	-	-	22,663	22,663
Manufacture of vegetable and animal oils and fats...	97	-	164,931	165,028
Manufacture of dairy products .....	-	-	13,867	13,867
Manufacture of grain mill products .....	-	-	53,207	53,207
Manufacture of prepared animal feeds .....	-	-	60	60
Manufacture of bakery products .....	3,505	4,755	61,114	69,374
Manufacture of sugar and sugar confectionery .....	-	19	925,678	925,696
Manufacture of macaroni and spaghetti.....	-	-	23,169	23,169
Manufacture of food products n.e.c. ....	-	-	2,154	2,154
Distilling, rectifying and blending of spirits .....	-	-	7,902	7,902
Manufacture of wines .....	-	-	16,814	16,814
Manufacture of malt liquors and malt .....	-	-	281,939	281,939
Manufacture of soft drinks & production of mineral waters .....	-	-	18,985	18,985
MANUFACTURE OF TOBACCO PRODUCTS .....	-	-	61,551	61,551
Manufacture of tobacco products.....	-	-	61,551	61,551
MANUFACTURE OF TEXTILES .....	927	-	285,954	286,881
Spinning, weaving and finishing of textiles .....	927	-	263,607	264,535
Manufacture of cordage, rope, twine and netting ....	-	-	22,347	22,347
Knitting mills .....	-	-	-	-
MANUFACTURE OF WEARING APPAREL, EXCEPT FUR APPAREL....	-	-	13,530	13,530
Manufacture of wearing apparel except fur apparel...	-	-	13,530	13,530
TANNING AND DRESSING OF LEATHER; MANUFACTURE OF FOOTWEAR, LUGGAGE AND HANDBAGS .....	-	-	134,735	134,735
Tanning and dressing of leather, luggage and handbags .....	-	-	106,623	106,623
Manufacture of footwear.....	-	-	28,112	28,112
MANUFACTURE OF WOOD AND OF PRODUCTS OF WOOD AND CORK, EXCEPT FURNITURE .....	-	43	3,747	3,790
Manufacture of wood and of products of wood and cork, except furniture.....	-	43	3,747	3,790
MANUFACTURE OF PAPER, PAPER PRODUCTS AND PRINTING.....	-	-	62,484	62,484
Manufacture of paper and paper products.....	-	-	12,926	12,926
Publishing and printing services.....	-	-	49,558	49,558
MANUFACTURE OF CHEMICALS AND CHEMICAL PRODUCTS.....	-	513	139,565	140,077
Manufacture of basic chemicals, except fertilizers and nitrogen compounds.....	-	-	104,420	104,420
Manufacture of paints, varnishes and mastics .....	-	-	5,905	5,905

FIXED ASSETS BY SIZE OF PERSONS ENGAGED AND INDUSTRIAL GROUP  
PUBLIC - 2001/2002 (1994 E.F.Y)

TABLE 4.48(Contd..)

( IN '000 BIRR)

I N D U S T R I A L   G R O U P	S I Z E - G R O U P			
	10 - 19	20 - 49	50 & OVER	T O T A L
Manufacture of pharmaceuticals, medicinal chemicals and botanical products.....	-	-	24,657	24,657
Manufacture of soap and detergents cleaning and polishing, perfumes and toilet preparations.....	-	-	3,594	3,594
Manufacture of chemical products n.e.c. ....	-	513	989	1,502
MANUFACTURE OF RUBBER AND PLASTIC PROCDUCTS.....	-	1,688	145,978	147,666
Manufacture of rubber products.....	-	-	127,275	127,275
Manufacture of plastic products.....	-	1,688	18,703	20,391
MANUFACTURE OF OTHER NON-METALLIC MINERAL PRODUCTS ...	172	411	373,106	373,689
Manufacture of glass and glass products.....	-	-	18,591	18,591
Manufacture of structural clay products .....	-	-	7,904	7,904
Manufacture of cement, lime and plaster .....	-	-	168,207	168,207
Manufacture of articles of concrete, cement and plaster .....	172	-	10,164	10,336
Manufacture of non-metallic mineral products n.e.c..	-	411	168,240	168,650
MANUFACTURE OF BASIC IRON AND STEEL.....	-	-	18,151	18,151
Manufacture of basic iron and steel.....	-	-	18,151	18,151
MANUFACTURE OF FABRICATED METAL PRODUCTS EXCEPT MACHINERY AND EQUIPMENT .....	-	-	119,419	119,419
Manufacture of structural metal products, tanks, reservoirs and containers of metal .....	-	-	-	-
Manufacture of cutlery, hand tools and general hardware .....	-	-	1,344	1,344
Manufacture of other fabricated metal products .....	-	-	118,074	118,074
MANUFACTURE OF MACHINERY AND EQUIPMENT N.E.C. ....	-	-	-	-
Manufacture of pumps, compressors, taps and valves..	-	-	-	-
Manufacture of ovens, furnaces and furnace burners..	-	-	-	-
Manufacture of other general purpose machinery.....	-	-	-	-
Manufacture of machinery for food and beverage processing .....	-	-	-	-
Manufacture of accumulators, primary cells and and primary batteries .....	-	-	-	-
MANUFACTURE OF MOTOR VEHICLES, TRAILERS & SEMI-TRAILERS	-	-	28,074	28,074
Manufacture of bodies for motor vehicles.....	-	-	28,074	28,074
Manufacture of parts and accessories for motor vehicles and their engines.....	-	-	-	-
MANUFACTURE OF FURNITURE; MANUFACTURING N.E.C. ....	71	244	2,864	3,180
Manufacture of furniture; manufacturing n.e.c.....	71	244	2,864	3,180
T O T A L	4,773	7,673	2,981,639	2,994,085

FIXED ASSETS BY SIZE OF PERSONS ENGAGED AND INDUSTRIAL GROUP  
PRIVATE - 2001/2002 (1994 E.F.Y)

TABLE 4.49

(IN '000 BIRR)

INDUSTRIAL GROUP	SIZE - GROUP			
	10 - 19	20 - 49	50 & OVER	TOTAL
MANUFACTURE OF FOOD PRODUCTS AND BEVERAGES.....	26,646	143,296	1,015,013	1,184,955
Production, processing and preserving of meat, fruit and vegetables .....	-	-	86,825	86,825
Manufacture of vegetable and animal oils and fats...	5,163	1,554	44,937	51,655
Manufacture of dairy products .....	-	-	17,520	17,520
Manufacture of grain mill products .....	10,199	81,647	111,898	203,744
Manufacture of prepared animal feeds .....	150	-	611	761
Manufacture of bakery products .....	8,608	10,024	29,766	48,398
Manufacture of sugar and sugar confectionery .....	1,582	258	-	1,840
Manufacture of macaroni and spaghetti.....	-	-	-	-
Manufacture of food products n.e.c. ....	458	35,686	155,984	192,128
Distilling, rectifying and blending of spirits .....	487	2,554	54	3,096
Manufacture of wines .....	-	-	-	-
Manufacture of malt liquors and malt .....	-	-	333,321	333,321
Manufacture of soft drinks & production of mineral waters .....	-	11,572	234,096	245,668
MANUFACTURE OF TOBACCO PRODUCTS .....	-	-	-	-
Manufacture of tobacco products.....	-	-	-	-
MANUFACTURE OF TEXTILES .....	181	3,713	603,495	607,389
Spinning, weaving and finishing of textiles .....	127	797	603,495	604,419
Manufacture of cordage, rope, twine and netting ....	-	-	-	-
Knitting mills .....	54	2,917	-	2,970
MANUFACTURE OF WEARING APPAREL, EXCEPT FUR APPAREL....	3,140	2,080	28,867	34,087
Manufacture of wearing apparel except fur apparel...	3,140	2,080	28,867	34,087
TANNING AND DRESSING OF LEATHER; MANUFACTURE OF FOOTWEAR, LUGGAGE AND HANDBAGS .....	20,900	101,137	202,432	324,469
Tanning and dressing of leather, luggage and handbags	-	4,436	148,417	152,853
Manufacture of footwear.....	20,900	96,701	54,015	171,616
MANUFACTURE OF WOOD AND OF PRODUCTS OF WOOD AND CORK, EXCEPT FURNITURE .....	803	102	6,688	7,593
Manufacture of wood and of products of wood and cork, except furniture.....	803	102	6,688	7,593
MANUFACTURE OF PAPER, PAPER PRODUCTS AND PRINTING.....	9,660	27,628	62,938	100,226
Manufacture of paper and paper products.....	1,296	-	37,052	38,349
Publishing and printing services.....	8,363	27,628	25,886	61,877
MANUFACTURE OF CHEMICALS AND CHEMICAL PRODUCTS.....	4,857	22,389	322,314	349,559
Manufacture of basic chemicals, except fertilizers and nitrogen compounds.....	-	-	31,103	31,103
Manufacture of paints, varnishes and mastics .....	3,555	6,302	14,339	24,195

FIXED ASSETS BY SIZE OF PERSONS ENGAGED AND INDUSTRIAL GROUP  
PRIVATE - 2001/2002 (1994 E.F.Y)

TABLE 4.49(Contd..)

(IN '000 BIRR)

INDUSTRIAL GROUP	SIZE - GROUP			
	10 - 19	20 - 49	50 & OVER	TOTAL
Manufacture of pharmaceuticals, medicinal chemicals and botanical products.....	-	12,824	220,120	232,943
Manufacture of soap and detergents cleaning and polishing, perfumes and toilet preparations.....	333	2,351	52,214	54,897
Manufacture of chemical products n.e.c. ....	969	913	4,539	6,421
MANUFACTURE OF RUBBER AND PLASTIC PRODUCTS.....	8,506	31,450	139,347	179,303
Manufacture of rubber products.....	169	2,230	5,811	8,210
Manufacture of plastic products.....	8,337	29,220	133,536	171,093
MANUFACTURE OF OTHER NON-METALLIC MINERAL PRODUCTS ...	5,805	7,235	17,298	30,338
Manufacture of glass and glass products.....	3	-	-	3
Manufacture of structural clay products .....	61	1,665	4	1,730
Manufacture of cement, lime and plaster .....	115	-	-	115
Manufacture of articles of concrete, cement and plaster .....	5,565	2,734	6,654	14,954
Manufacture of non-metallic mineral products n.e.c..	60	2,836	10,640	13,536
MANUFACTURE OF BASIC IRON AND STEEL.....	2,429	20,557	75,088	98,074
Manufacture of basic iron and steel.....	2,429	20,557	75,088	98,074
MANUFACTURE OF FABRICATED METAL PRODUCTS EXCEPT MACHINERY AND EQUIPMENT .....	9,193	45,830	29,241	84,263
Manufacture of structural metal products, tanks, reservoirs and containers of metal .....	6,427	2,511	12,014	20,953
Manufacture of cutlery, hand tools and general hardware .....	710	22,924	5,330	28,964
Manufacture of other fabricated metal products .....	2,056	20,395	11,896	34,347
MANUFACTURE OF MACHINERY AND EQUIPMENT N.E.C. ....	35	17,917	-	17,952
Manufacture of pumps, compressors, taps and valves..	-	-	-	-
Manufacture of ovens, furnaces and furnace burners..	35	7,378	-	7,413
Manufacture of other general purpose machinery.....	-	-	-	-
Manufacture of machinery for food and beverage processing .....	-	7,400	-	7,400
Manufacture of accumulators, primary cells and and primary batteries .....	-	3,139	-	3,139
MANUFACTURE OF MOTOR VEHICLES, TRAILERS & SEMI-TRAILERS	-	1,586	73,603	75,189
Manufacture of bodies for motor vehicles.....	-	1,586	70,357	71,942
Manufacture of parts and accessories for motor vehicles and their engines.....	-	-	3,246	3,246
MANUFACTURE OF FURNITURE; MANUFACTURING N.E.C. ....	11,987	11,977	78,055	102,019
Manufacture of furniture; manufacturing n.e.c.....	11,987	11,977	78,055	102,019
T O T A L	104,140	436,898	2,654,379	3,195,417

INVESTMENT IN FIXED ASSETS OF REPORTING ESTABLISHMENTS\* BY SOURCE AND  
INDUSTRIAL GROUP-PUBLIC AND PRIVATE 2001/2002 (1994 E.F.Y)

TABLE 4.50

(IN '000 BIRR)

INDUSTRIAL GROUP 1	DOMESTIC SOURCE				FOREIGN SOURCE	GRAND TOTAL
	OWN FUND	BANK LOAN	OTHERS	TOTAL		
	2	3	4	5=(2+3+4)		
MANUFACTURE OF FOOD PRODUCTS AND BEVERAGES.....	225,816	23,252	2,637	251,705	14,619	266,324
MANUFACTURE OF TOBACCO PRODUCTS .....	1,419	88	-	1,507	-	1,507
MANUFACTURE OF TEXTILES .....	20,615	-	-	20,615	-	20,615
MANUFACTURE OF WEARING APPAREL, EXCEPT FUR APPAREL....	88	-	-	88	-	88
TANNING AND DRESSING OF LEATHER; MANUFACTURE OF FOOTWEAR, LUGGAGE AND HANDBAGS .....	32,088	13,829	917	46,833	-	46,833
MANUFACTURE OF WOOD AND OF PRODUCTS OF WOOD AND CORK, EXCEPT FURNITURE .....	6,980	-	118	7,098	-	7,098
MANUFACTURE OF PAPER, PAPER PRODUCTS AND PRINTING .....	20,781	2,192	3,596	26,569	-	26,569
MANUFACTURE OF CHEMICALS AND CHEMICAL PRODUCTS.....	15,362	953	34	16,349	-	16,349
MANUFACTURE OF RUBBER AND PLASTIC PRODUCTS.....	16,195	4,334	40	20,569	-	20,569
MANUFACTURE OF OTHER NON-METALLIC MINERAL PRODUCTS ...	21,778	27	742	22,547	-	22,547
MANUFACTURE OF BASIC IRON AND STEEL.....	5,419	77	-	5,496	-	5,496
MANUFACTURE OF FABRICATED METAL PRODUCTS EXCEPT MACHINERY AND EQUIPMENT .....	5,411	1,141	-	6,552	-	6,552
MANUFACTURE OF MACHINERY AND EQUIPMENT N.E.C. ....	654	8	-	661	-	661
MANUFACTURE OF MOTOR VEHICLES, TRAILERS & SEMI-TRAILERS	8,288	-	-	8,288	-	8,288
MANUFACTURE OF FURNITURE; MANUFACTURING N.E.C. ....	3,498	8,060	234	11,792	-	11,662
T O T A L	384,394	53,961	8,316	446,669	14,619	461,290

\* 393 ESTABLISHMENTS

QUANTITY OF MAJOR RAW MATERIALS CONSUMED FOR REPORTING ESTABLISHMENTS  
BY INDUSTRIAL GROUP - PUBLIC AND PRIVATE  
2001/2002 (1994 E.F.Y)

TABLE 4.51

INDUSTRIAL GROUP	DESCRIPTION OF ARTICLES	UNIT	QUANTITY OF MAJOR RAW MATERIALS CONSUMED		
			LOCAL	IMPORTED	TOTAL
FOOD AND BEVERAGE	CATTLE -----	HEAD	24,646	-	24,646
	MEAT-----	TONS	20	-	20
	PULSES-----	TONS	341	-	341
	VEGETABLES-----	TONS	13,775	-	13,775
	EDIBLE OIL-----	TONS	343	23	366
	FLOUR-----	TONS	46,161	2,137	48,298
	WHEAT(UNMILLED)-----	TONS	175,577	13,388	188,965
	MAIZE(UNMILLED)-----	TONS	5,294	-	5,294
	MILK (RAW)-----	H.L.	102,281	-	102,281
	MILK (POWDER)-----	TONS	10	17	27
	OIL SEEDS-----	TONS	26,034	-	26,034
	ORANGE -----	TONS	439	-	439
	SUGAR CANE-----	('000 TONS)	2,072	-	2,072
	SUGAR-----	TONS	60,484	2	60,486
	GLUCOSE -----	TONS	66	518	584
	COFFEE(UNMILLED)-----	TONS	462	-	462
	TEA LEAVES-----	TONS	14,746	-	14,746
	ALCOHOL-----	H.L.	13,616	-	13,616
	CARBON DIOXIDE-----	TONS	1,103	-	1,103
	ESSENCE-----	TONS	72	997	1,069
	GRAPES AND RAISINS-----	TONS	24	56	80
	HOPS-----	TONS	31	350	381
	MALT-----	TONS	12,905	6,736	19,641
	MOLASSES-----	TONS	11,345	-	11,345
	BARLEY-----	TONS	18,395	-	18,395
	YEAST-----	TONS	-	-	-
TOBACCO	TOBACCO LEAVES-----	TONS	682	718	1,400
TEXTILES	RAW COTTON-----	TONS	37,416	-	37,416
	COTTON YARN -----	TONS	312	-	312
	FABRICS -----	('000 M)	2,736	52	2,788
	FIBRE (POLYSTER)-----	TONS	13	1,263	1,276
	FIBRE (ACRYLIC)-----	TONS	8	-	8
	JUTE (FIBRE)-----	TONS	451	2,973	3,424
	SISAL (LEAVES)-----	CUB. M.	7,354	-	7,354
	WOOL (WASTE)-----	TONS	-	1,729	1,729
	ACRYLIC (YARN)-----	TONS	137	27	164
	COTTON (LINT) -----	TONS	17,622	-	17,622
	NYLON YARN-----	TONS	1	95	96
	CHEMICAL DYESTAFF-----	TONS	529	1,771	2,300
LEATHER AND FOOTWEAR	SHEEP AND GOAT SKIN-----	('000 PCS)	12,963	-	12,963
	HIDES AND SKINS-----	TONS	4,821	-	4,821
	LEATHER UPPER-----	('000 SQ.FT)	3,376	-	3,376
	LEATHER LINNING-----	('000 SQ.FT)	1,209	-	1,209
	LEATHER SOLE-----	TONS	3	1,440	1,443
	LEATHER GARMENT -----	SQ. FT.	764,168	-	764,168
	PLASTIC SOLE-----	PAIRS	568,753	331,844	900,597
	P.V.C FOR SOLE-----	TONS	1,499	4,545	6,044
	CHEMICALS-----	TONS	6,482	51,733	58,215

QUANTITY OF MAJOR RAW MATERIALS CONSUMED FOR REPORTING ESTABLISHMENTS  
BY INDUSTRIAL GROUP - PUBLIC AND PRIVATE  
2001/2002 (1994 E.F.Y)

TABLE 4.51 (Contd..)

INDUSTRIAL GROUP	DESCRIPTION OF ARTICLES	UNIT	QUANTITY OF MAJOR RAW MATERIALS CONSUMED		
			LOCAL	IMPORTED	TOTAL
	LOG-----	CUB. M	27,982	-	27,982
	PLUNK-----	CUB.M	2,536	-	2,536
PAPER AND PRINTING	PULP-----	TONS	-	3,971	3,971
	BOXING PAPER-----	TONS	-	368	368
	WASTE PAPER-----	TONS	250	-	250
	CHEMICALS-----	TONS	74	1,334	1,408
	PAPER-----	TONS	5,642	7,879	13,521
CHEMICAL	CAUSTIC SODA-----	TONS	606	712	1,318
	NATURAL AND SYNTHETIC RUBBER	TONS	2	3,298	3,300
	SODIUM COMPOUND-----	TONS	955	419	1,374
	TALLOW-----	TONS	740	763	1,503
	PARAFFINE WAX-----	TONS	189	397	586
	RESINE-----	TONS	1,239	491	1,730
	FATTY ACID-----	TONS	-	5,571	5,571
	POLYTHELENE-----	TONS	428	2,767	3,195
	COPPER(ELECRIC WIRE)-----	TONS	-	-	-
	PETROLEUM JELLY(VASELINE)---	TONS	76	269	345
	PARAFFINE-----	TONS	39	513	552
	POLYETHER POLYOL-----	KG	596	962	1,558
	T.D.I(TOLUERE ISOLYANTE)----	KG	233	479	712
	TIN CATALYST	KG	-	-	-
NON-METAL	CEMENT-----	TONS	19,802	60	19,862
	CLAY-----	CUB.M	152,773	-	152,773
	GRAVEL-----	CUB.M	21,854	-	21,854
	GYPNUM-----	TONS	58,556	-	58,556
	LIME STONE-----	TONS	864,712	-	864,712
	MARBLE-----	TONS	18,267	-	18,267
	PUMICE-----	CUB.M	316,641	-	316,641
	SAND-----	CUB.M	76,501	-	76,501
	SILICA SAND-----	TONS	4,813	-	4,813
	SODA ASH-----	TONS	1,279	-	1,279
	STONE(FOR GRAVEL)	CUB.M	38,497	-	38,497
METAL	ALUMINIUM-----	TONS	19	572	591
	CROWN TIN PLATE-----	('000 SHEETS)	-	2,626	2,626
	GALVANIZED COILS-----	TONS	-	25,010	25,010
	IRON SCARP-----	TONS	6,004	-	6,004
	STEEL SHEETS-----	TONS	232	18,917	19,149
	WIRE ROD-----	TONS	-	5,223	5,223
	ZINC-----	TONS	-	1,295	1,295
	IRON (BILLET)-----	TONS	-	818	818
	PIG IRON-----	TONS	-	109	109
	IRON BARS-----	TONS	176	455	631
	CHEMICALS FOR METAL-----	TONS	-	-	-
FURNITURE	CHIPWOOD-----	PCS.	9,557	15,198	24,755
	FORMICA-----	PCS.	340	1,646	1,986
	LOG-----	CUB. M	1,387	104	1,491
	PLYWOOD-----	PCS.	45,746	40,390	86,136
	VENEER-----	SQ.M	25,275	46,000	71,275
	PLUNK-----	CUB.M	15,561	693	16,254



COST OF RAW MATERIALS, ENERGY CONSUMED AND PAYMENTS FOR INDUSTRIAL AND NON-INDUSTRIAL  
SERVICES RENDERED BY INDUSTRIAL GROUP - PUBLIC AND PRIVATE  
2001/2002 (1994 E.F.Y)

TABLE 4.52

IN ('000 BIRR)

INDUSTRIAL GROUP	NO. OF ESTAB	COST OF RAW MATERIALS CONSUMED			COST OF ENERGY CONSUMED	PAYMENTS FOR INDUS- TRIAL SERVICE	TOTAL INDUS- TRIAL COST	TRANS- PORT COST	PAYMENTS FOR NON-IND- USTRIAL SERVICE	TOTAL INDUSTRIAL AND NON-INDUS- TRIAL COST
		LOCAL	IMPO- RTED	TOTAL						
MANUFACTURE OF FOOD PRODUCTS AND BEVERAGES.....	282	813,834	270,967	1,084,801	90,652	43,047	1,218,500	88,629	260,817	1,567,946
Production, processing and preserving of meat, fruit and vegetables .....	9	42,667	6,402	49,069	4,120	2,227	55,416	1,175	6,582	63,172
Manufacture of vegetable and animal oils and fats...	30	51,052	42	51,095	5,263	805	57,163	2,084	2,813	62,060
Manufacture of dairy products .....	2	15,424	3,072	18,496	1,021	510	20,028	1,991	3,977	25,995
Manufacture of grain mill products .....	60	212,278	35,127	247,405	8,797	3,392	259,594	5,519	14,303	279,416
Manufacture of prepared animal feeds .....	3	2,077	-	2,077	90	5	2,172	135	519	2,826
Manufacture of bakery products .....	124	100,229	13,549	113,778	12,515	2,886	129,179	3,594	13,491	146,264
Manufacture of sugar and sugar confectionery .....	12	144,562	50,063	194,625	13,252	1,683	209,560	17,893	77,513	304,966
Manufacture of macaroni and spaghetti.....	3	47,020	-	47,020	2,021	146	49,186	693	3,273	53,152
Manufacture of food products n.e.c. ....	9	25,966	1,306	27,272	2,992	450	30,714	2,089	2,610	35,412
Distilling, rectifying and blending of spirits .....	11	7,154	976	8,130	3,840	673	12,643	881	4,167	17,691
Manufacture of wines .....	1	3,617	3,497	7,114	62	1,237	8,413	170	2,392	10,975
Manufacture of malt liquors and malt .....	7	103,533	57,786	161,319	26,100	6,962	194,382	35,533	60,371	290,287
Manufacture of soft drinks & production of mineral waters .....	11	58,255	99,146	157,401	10,580	22,071	190,051	16,872	68,806	275,730
MANUFACTURE OF TOBACCO PRODUCTS .....	1	10,759	42,609	53,367	721	42,035	96,124	1,619	16,689	114,432
Manufacture of tobacco products.....	1	10,759	42,609	53,367	721	42,035	96,124	1,619	16,689	114,432
MANUFACTURE OF TEXTILES .....	36	277,508	96,926	374,434	62,375	6,707	443,517	10,624	28,593	482,734
Spinning, weaving and finishing of textiles .....	27	272,470	76,159	348,629	60,141	3,423	412,193	10,217	24,778	447,188
Manufacture of cordage, rope, twine and netting ....	2	4,881	20,144	25,025	2,067	3,275	30,367	389	3,724	34,480
Knitting mills .....	7	157	623	780	166	10	957	18	92	1,067
MANUFACTURE OF WEARING APPAREL, EXCEPT FUR APPAREL....	29	25,472	2,786	28,258	902	550	29,710	2,385	5,030	37,126
Manufacture of wearing apparel except fur apparel...	29	25,472	2,786	28,258	902	550	29,710	2,385	5,030	37,126
TANNING AND DRESSING OF LEATHER; MANUFACTURE OF FOOTWEAR, LUGGAGE AND HANDBAGS .....	52	444,520	133,108	577,629	10,801	12,286	600,716	9,931	25,930	636,576
Tanning and dressing of leather, luggage and handbags	14	388,894	79,560	468,454	6,502	5,098	480,054	8,152	17,785	505,991
Manufacture of footwear.....	38	55,626	53,549	109,175	4,299	7,188	120,662	1,778	8,144	130,585
MANUFACTURE OF WOOD AND OF PRODUCTS OF WOOD AND CORK, EXCEPT FURNITURE .....	21	5,626	7,398	13,024	3,857	343	17,225	873	1,800	19,898
Manufacture of wood and of products of wood and cork, except furniture.....	21	5,626	7,398	13,024	3,857	343	17,225	873	1,800	19,898
MANUFACTURE OF PAPER, PAPER PRODUCTS AND PRINTING.....	73	55,298	151,018	206,317	12,490	8,166	226,973	3,789	18,338	249,100
Manufacture of paper and paper products.....	7	3,501	79,565	83,066	10,260	5,211	98,537	1,172	4,001	103,710
Publishing and printing services.....	66	51,798	71,453	123,251	2,230	2,955	128,436	2,617	14,337	145,389
MANUFACTURE OF CHEMICALS AND CHEMICAL PRODUCTS.....	41	60,674	204,972	265,645	10,667	32,031	308,343	6,293	33,606	348,242
Manufacture of basic chemicals, except fertilizers and nitrogen compounds.....	5	8,725	3,572	12,297	6,209	2,913	21,418	1,425	2,823	25,667
Manufacture of paints, varnishes and mastics .....	9	34,067	52,232	86,298	520	2,484	89,303	845	7,094	97,242

COST OF RAW MATERIALS, ENERGY CONSUMED AND PAYMENTS FOR INDUSTRIAL AND NON-INDUSTRIAL  
SERVICES RENDERED BY INDUSTRIAL GROUP - PUBLIC AND PRIVATE  
2001/2002 (1994 E.F.Y)

TABLE / 4.52 (Contd..)

IN ('000 BIRR)

INDUSTRIAL GROUP	NO.OF ESTAB	COST OF RAW MATERIALS CONSUMED			COST OF ENERGY CONSUMED	PAYMENTS FOR INDUS- TRIAL SERVICE	TOTAL INDUS- TRIAL COST	TRANS- PORT COST	PAYMENTS FOR NON-IND- USTRIAL SERVICE	TOTAL INDUSTRIAL AND NON-INDUS- TRIAL COST
		LOCAL	IMPO- RTED	TOTAL						
Manufacture of pharmaceuticals, medicinal chemicals and botanical products.....	6	2,268	62,472	64,740	1,163	404	66,306	1,581	7,043	74,931
Manufacture of soap and detergents cleaning and polishing, perfumes and toilet preparations.....	16	13,952	83,059	97,011	2,636	24,174	123,821	1,936	15,766	141,523
Manufacture of chemical products n.e.c. ....	5	1,662	3,637	5,299	140	2,056	7,495	506	879	8,880
MANUFACTURE OF RUBBER AND PLASTIC PRODCUTS.....	39	35,845	170,315	206,160	22,262	10,328	238,750	4,490	26,467	269,707
Manufacture of rubber products.....	5	9,409	67,277	76,686	13,564	6,153	96,403	2,052	12,731	111,186
Manufacture of plastic products.....	34	26,436	103,038	129,474	8,698	4,175	142,347	2,438	13,736	158,521
MANUFACTURE OF OTHER NON-METALLIC MINERAL PRODUCTS ...	100	141,696	6,970	148,666	160,920	22,715	332,301	28,697	32,789	393,788
Manufacture of glass and glass products.....	2	2,797	168	2,965	4,165	527	7,657	1,036	672	9,365
Manufacture of structural clay products .....	7	246	47	292	5,620	449	6,362	521	1,232	8,115
Manufacture of cement, lime and plaster .....	8	90,991	4,667	95,658	141,277	5,431	242,366	19,553	17,781	279,700
Manufacture of articles of concrete, cement and plaster .....	69	19,703	155	19,858	1,713	13,720	35,290	2,507	4,634	42,431
Manufacture of non-metallic mineral products n.e.c..	14	27,959	1,934	29,893	8,145	2,587	40,625	5,081	8,471	54,177
MANUFACTURE OF BASIC IRON AND STEEL.....	11	2,312	280,137	282,449	7,038	29,859	319,346	2,372	10,202	331,919
Manufacture of basic iron and steel.....	11	2,312	280,137	282,449	7,038	29,859	319,346	2,372	10,202	331,919
MANUFACTURE OF FABRICATED METAL PRODUCTS EXCEPT MACHINERY AND EQUIPMENT .....	61	7,943	70,336	78,279	5,630	5,266	89,175	2,334	7,736	99,245
Manufacture of structural metal products, tanks, reservoirs and containers of metal .....	32	2,536	7,621	10,157	496	352	11,005	359	1,619	12,983
Manufacture of cutlery, hand tools and general hardware .....	12	2,063	18,903	20,966	585	643	22,195	498	2,151	24,844
Manufacture of other fabricated metal products .....	17	3,343	43,812	47,155	4,549	4,271	55,976	1,477	3,966	61,419
MANUFACTURE OF MACHINERY AND EQUIPMENT N.E.C. ....	8	169	2,895	3,064	215	70	3,349	51	465	3,864
Manufacture of pumps, compressors, taps and valves..	-	-	-	-	-	-	-	-	-	-
Manufacture of ovens, furnaces and furnace burners..	4	11	1,453	1,464	128	35	1,627	40	86	1,753
Manufacture of other general purpose machinery.....	-	-	-	-	-	-	-	-	-	-
Manufacture of machinery for food and beverage processing .....	3	158	312	470	40	16	526	11	105	642
Manufacture of accumulators, primary cells and and primary batteries .....	1	-	1,129	1,129	47	19	1,195	-	274	1,469
MANUFACTURE OF MOTOR VEHICLES, TRAILERS & SEMI-TRAILERS	7	15,525	128,887	144,412	1,526	2,391	148,328	2,280	8,558	159,166
Manufacture of bodies for motor vehicles.....	6	15,525	128,115	143,640	1,448	2,387	147,475	2,225	8,472	158,172
Manufacture of parts and accessories for motor vehicles and their engines.....	1	-	772	772	78	3	854	55	86	995
MANUFACTURE OF FURNITURE; MANUFACTURING N.E.C. ....	148	36,956	26,319	63,274	1,614	6,171	71,059	3,098	9,262	83,419
Manufacture of furniture; manufacturing n.e.c.....	148	36,956	26,319	63,274	1,614	6,171	71,059	3,098	9,262	83,419
T O T A L	909	1,934,137	1,595,643	3,529,780	391,671	221,965	4,143,416	167,464	486,282	4,797,163

COST OF RAW MATERIALS, ENERGY CONSUMED AND PAYMENTS FOR INDUSTRIAL AND NON-INDUSTRIAL  
SERVICES RENDERED BY INDUSTRIAL GROUP - PUBLIC  
2001/2002 (1994 E.F.Y)

TABLE 4.53

(IN '000 BIRR)

INDUSTRIAL GROUP	NO.OF ESTAB	COST OF RAW MATERIALS CONSUMED			COST OF ENERGY CONSUMED	PAYMENTS FOR INDUS- TRIAL SERVICE	TOTAL INDUS- TRIAL COST	TRANS- PORT COST	PAYMENTS FOR NON-IND- USTRIAL SERVICE	TOTAL INDUSTRIAL AND NON-INDUS- TRIAL COST
		LOCAL	IMPO- RTED	TOTAL						
MANUFACTURE OF FOOD PRODUCTS AND BEVERAGES.....	43	487,240	123,943	611,183	55,940	14,758	681,882	41,514	140,248	863,643
Production, processing and preserving of meat, fruit and vegetables .....	3	11,735	6,314	18,049	1,601	658	20,307	179	2,082	22,569
Manufacture of vegetable and animal oils and fats...	5	26,029	18	26,047	3,611	502	30,160	1,033	1,944	33,137
Manufacture of dairy products .....	1	4,688	704	5,392	531	229	6,152	1,503	2,060	9,714
Manufacture of grain mill products .....	8	92,338	33,928	126,266	2,912	846	130,024	1,740	8,331	140,095
Manufacture of prepared animal feeds .....	1	1,227	-	1,227	4	2	1,234	12	433	1,678
Manufacture of bakery products .....	6	41,283	6,455	47,737	4,920	1,403	54,061	2,442	2,606	59,109
Manufacture of sugar and sugar confectionery .....	4	143,429	49,875	193,304	13,204	1,677	208,184	17,878	77,473	303,535
Manufacture of macaroni and spaghetti.....	3	47,020	-	47,020	2,021	146	49,186	693	3,273	53,152
Manufacture of food products n.e.c. ....	1	9,065	826	9,891	1,145	283	11,318	972	403	12,693
Distilling, rectifying and blending of spirits .....	4	2,785	635	3,420	3,710	596	7,725	416	3,556	11,698
Manufacture of wines .....	1	3,617	3,497	7,114	62	1,237	8,413	170	2,392	10,975
Manufacture of malt liquors and malt .....	4	95,843	19,007	114,851	19,989	4,608	139,447	12,333	27,219	178,998
Manufacture of soft drinks & production of mineral waters .....	2	8,181	2,686	10,866	2,231	2,573	15,670	2,142	8,476	26,289
MANUFACTURE OF TOBACCO PRODUCTS .....	1	10,759	42,609	53,367	721	42,035	96,124	1,619	16,689	114,432
Manufacture of tobacco products.....	1	10,759	42,609	53,367	721	42,035	96,124	1,619	16,689	114,432
MANUFACTURE OF TEXTILES .....	19	184,063	68,046	252,109	42,034	4,907	299,050	4,555	18,139	321,744
Spinning, weaving and finishing of textiles .....	17	179,182	47,902	227,084	39,967	1,632	268,683	4,166	14,415	287,264
Manufacture of cordage, rope, twine and netting ....	2	4,881	20,144	25,025	2,067	3,275	30,367	389	3,724	34,480
Knitting mills .....	-	-	-	-	-	-	-	-	-	-
MANUFACTURE OF WEARING APPAREL, EXCEPT FUR APPAREL....	4	12,303	214	12,517	346	220	13,083	753	978	14,814
Manufacture of wearing apparel except fur apparel...	4	12,303	214	12,517	346	220	13,083	753	978	14,814
TANNING AND DRESSING OF LEATHER; MANUFACTURE OF FOOTWEAR, LUGGAGE AND HANDBAGS .....	7	189,981	31,011	220,992	3,691	3,042	227,726	2,839	8,523	239,088
Tanning and dressing of leather, luggage and handbags	4	149,193	23,023	172,217	2,834	2,717	177,768	1,793	3,885	183,446
Manufacture of footwear.....	3	40,788	7,987	48,776	858	325	49,959	1,046	4,638	55,642
MANUFACTURE OF WOOD AND OF PRODUCTS OF WOOD AND CORK, EXCEPT FURNITURE .....	8	2,833	7,336	10,169	3,728	288	14,185	847	1,647	16,679
Manufacture of wood and of products of wood and cork, except furniture.....	8	2,833	7,336	10,169	3,728	288	14,185	847	1,647	16,679
MANUFACTURE OF PAPER, PAPER PRODUCTS AND PRINTING.....	9	40,461	85,843	126,305	11,071	2,629	140,005	1,934	9,400	151,339
Manufacture of paper and paper products.....	2	1,438	49,273	50,711	9,791	769	61,271	435	2,042	63,747
Publishing and printing services.....	7	39,023	36,571	75,594	1,280	1,861	78,735	1,499	7,358	87,592
MANUFACTURE OF CHEMICALS AND CHEMICAL PRODUCTS.....	11	24,710	92,797	117,507	8,093	3,336	128,936	2,377	9,118	140,431
Manufacture of basic chemicals, except fertilizers and nitrogen compounds.....	4	7,327	3,287	10,615	6,058	2,780	19,453	1,280	2,019	22,751
Manufacture of paints, varnishes and mastics .....	2	11,629	22,798	34,426	347	144	34,917	348	1,747	37,011

COST OF RAW MATERIALS, ENERGY CONSUMED AND PAYMENTS FOR INDUSTRIAL AND NON-INDUSTRIAL  
SERVICES RENDERED BY INDUSTRIAL GROUP - PUBLIC  
2001/2002 (1994 E.F.Y)

TABLE 4.53 (Contd..)

(IN '000 BIRR)

INDUSTRIAL GROUP	NO.OF ESTAB	COST OF RAW MATERIALS CONSUMED			COST OF ENERGY CONSUMED	PAYMENTS FOR INDUS- TRIAL SERVICE	TOTAL INDUS- TRIAL COST	TRANS- PORT COST	PAYMENTS FOR NON-IND- USTRIAL SERVICE	TOTAL INDUSTRIAL AND NON-INDUS- TRIAL COST
		LOCAL	IMPO- RTED	TOTAL						
Manufacture of pharmaceuticals, medicinal chemicals and botanical products.....	1	458	42,987	43,445	783	147	44,375	339	3,457	48,172
Manufacture of soap and detergents cleaning and polishing, perfumes and toilet preparations.....	2	3,928	22,838	26,765	873	243	27,882	346	1,555	29,783
Manufacture of chemical products n.e.c. ....	2	1,369	888	2,256	31	22	2,310	64	341	2,715
MANUFACTURE OF RUBBER AND PLASTIC PROCDUCTS.....	5	29,703	80,238	109,941	14,354	6,942	131,238	2,013	17,683	150,934
Manufacture of rubber products.....	1	9,246	65,266	74,512	13,157	5,994	93,662	1,779	12,298	107,739
Manufacture of plastic products.....	4	20,458	14,972	35,429	1,198	949	37,576	234	5,386	43,195
MANUFACTURE OF OTHER NON-METALLIC MINERAL PRODUCTS ...	21	119,098	6,198	125,296	158,447	21,969	305,712	25,583	24,963	356,257
Manufacture of glass and glass products.....	1	2,779	-	2,779	4,161	524	7,464	1,035	665	9,165
Manufacture of structural clay products .....	3	117	-	117	5,318	425	5,860	492	1,210	7,561
Manufacture of cement, lime and plaster .....	5	90,766	4,667	95,433	141,149	5,400	241,982	19,496	17,767	279,245
Manufacture of articles of concrete, cement and plaster .....	7	10,433	112	10,545	1,007	13,180	24,733	1,483	3,141	29,357
Manufacture of non-metallic mineral products n.e.c..	5	15,002	1,420	16,421	6,812	2,439	25,673	3,077	2,180	30,929
MANUFACTURE OF BASIC IRON AND STEEL.....	3	2,312	95,463	97,775	6,230	3,656	107,661	1,375	4,566	113,601
Manufacture of basic iron and steel.....	3	2,312	95,463	97,775	6,230	3,656	107,661	1,375	4,566	113,601
MANUFACTURE OF FABRICATED METAL PRODUCTS EXCEPT MACHINERY AND EQUIPMENT .....	5	3,324	30,465	33,789	4,101	1,002	38,892	914	2,921	42,726
Manufacture of structural metal products, tanks, reservoirs and containers of metal .....	-	-	-	-	-	-	-	-	-	-
Manufacture of cutlery, hand tools and general hardware .....	2	512	5,588	6,100	184	414	6,698	200	680	7,578
Manufacture of other fabricated metal products .....	3	2,812	24,877	27,689	3,918	587	32,193	714	2,241	35,148
MANUFACTURE OF MACHINERY AND EQUIPMENT N.E.C. ....	-	-	-	-	-	-	-	-	-	-
Manufacture of pumps, compressors, taps and valves..	-	-	-	-	-	-	-	-	-	-
Manufacture of ovens, furnaces and furnace burners..	-	-	-	-	-	-	-	-	-	-
Manufacture of other general purpose machinery.....	-	-	-	-	-	-	-	-	-	-
Manufacture of machinery for food and beverage processing .....	-	-	-	-	-	-	-	-	-	-
Manufacture of accumulators, primary cells and and primary batteries .....	-	-	-	-	-	-	-	-	-	-
MANUFACTURE OF MOTOR VEHICLES, TRAILERS & SEMI-TRAILERS	2	14,091	72,192	86,282	899	2,017	89,198	1,119	5,361	95,678
Manufacture of bodies for motor vehicles.....	2	14,091	72,192	86,282	899	2,017	89,198	1,119	5,361	95,678
Manufacture of parts and accessories for motor vehicles and their engines.....	-	-	-	-	-	-	-	-	-	-
MANUFACTURE OF FURNITURE; MANUFACTURING N.E.C. ....	5	2,067	235	2,302	269	4,051	6,622	141	1,043	7,806
Manufacture of furniture; manufacturing n.e.c.....	5	2,067	235	2,302	269	4,051	6,622	141	1,043	7,806
T O T A L	143	1,122,945	736,590	1,859,535	309,925	110,852	2,280,313	87,583	261,276	2,629,172

COST OF RAW MATERIALS, ENERGY CONSUMED AND PAYMENTS FOR INDUSTRIAL AND NON-INDUSTRIAL  
SERVICES RENDERED BY INDUSTRIAL GROUP - PRIVATE  
2001/2002 (1994 E.F.Y)

TABLE 4.54

(IN '000 BIRR)

INDUSTRIAL GROUP	NO.OF ESTAB	COST OF RAW MATERIALS CONSUMED			COST OF ENERGY CONSUMED	PAYMENTS FOR INDUS- TRIAL SERVICE	TOTAL INDUST- RIAL COST	TRANS- PORT COST	PAYMENTS FOR NON-IND- USTRIAL SERVICE	TOTAL INDUSTRIAL AND NON-INDUS TRIAL COST
		LOCAL	IMPO- RTED	TOTAL						
MANUFACTURE OF FOOD PRODUCTS AND BEVERAGES.....	239	326,594	147,024	473,618	34,712	28,289	536,619	47,115	120,569	704,304
Production, processing and preserving of meat, fruit and vegetables .....	6	30,932	88	31,021	2,519	1,569	35,109	995	4,499	40,604
Manufacture of vegetable and animal oils and fats...	25	25,024	24	25,048	1,652	303	27,002	1,051	869	28,923
Manufacture of dairy products .....	1	10,736	2,369	13,104	491	281	13,876	487	1,917	16,281
Manufacture of grain mill products .....	52	119,940	1,200	121,140	5,885	2,546	129,570	3,779	5,972	139,321
Manufacture of prepared animal feeds .....	2	850	-	850	85	3	938	124	86	1,148
Manufacture of bakery products .....	118	58,946	7,094	66,040	7,595	1,483	75,118	1,152	10,885	87,155
Manufacture of sugar and sugar confectionery .....	8	1,134	188	1,321	48	6	1,376	14	40	1,430
Manufacture of macaroni and spaghetti.....	-	-	-	-	-	-	-	-	-	-
Manufacture of food products n.e.c. ....	8	16,900	481	17,381	1,847	167	19,395	1,117	2,207	22,719
Distilling, rectifying and blending of spirits .....	7	4,369	341	4,710	130	78	4,918	465	611	5,994
Manufacture of wines .....	-	-	-	-	-	-	-	-	-	-
Manufacture of malt liquors and malt .....	3	7,690	38,779	46,469	6,111	2,355	54,935	23,201	33,153	111,288
Manufacture of soft drinks & production of mineral waters .....	9	50,074	96,461	146,535	8,348	19,498	174,381	14,730	60,330	249,441
MANUFACTURE OF TOBACCO PRODUCTS .....	-	-	-	-	-	-	-	-	-	-
Manufacture of tobacco products.....	-	-	-	-	-	-	-	-	-	-
MANUFACTURE OF TEXTILES .....	17	93,445	28,880	122,325	20,341	1,800	144,467	6,069	10,454	160,990
Spinning, weaving and finishing of textiles .....	10	93,288	28,257	121,545	20,175	1,790	143,510	6,051	10,363	159,924
Manufacture of cordage, rope, twine and netting .....	-	-	-	-	-	-	-	-	-	-
Knitting mills .....	7	157	623	780	166	10	957	18	92	1,067
MANUFACTURE OF WEARING APPAREL, EXCEPT FUR APPAREL....	25	13,169	2,571	15,741	556	331	16,627	1,631	4,053	22,311
Manufacture of wearing apparel except fur apparel....	25	13,169	2,571	15,741	556	331	16,627	1,631	4,053	22,311
TANNING AND DRESSING OF LEATHER; MANUFACTURE OF FOOTWEAR, LUGGAGE AND HANDBAGS .....	45	254,539	102,098	356,637	7,109	9,244	372,990	7,092	17,407	397,488
Tanning and dressing of leather, luggage and handbags	10	239,701	56,536	296,237	3,668	2,381	302,286	6,359	13,900	322,546
Manufacture of footwear.....	35	14,838	45,561	60,399	3,441	6,862	70,703	733	3,507	74,943
MANUFACTURE OF WOOD AND OF PRODUCTS OF WOOD AND CORK, EXCEPT FURNITURE .....	13	2,793	62	2,855	129	56	3,040	26	153	3,219
Manufacture of wood and of products of wood and cork, except furniture.....	13	2,793	62	2,855	129	56	3,040	26	153	3,219
MANUFACTURE OF PAPER, PAPER PRODUCTS AND PRINTING.....	64	14,837	65,175	80,012	1,419	5,537	86,967	1,855	8,938	97,761
Manufacture of paper and paper products.....	5	2,062	30,292	32,355	469	4,443	37,266	737	1,960	39,963
Publishing and printing services.....	59	12,774	34,883	47,657	950	1,094	49,701	1,117	6,979	57,797
MANUFACTURE OF CHEMICALS AND CHEMICAL PRODUCTS.....	30	35,964	112,174	148,138	2,574	28,694	179,407	3,916	24,488	207,811
Manufacture of basic chemicals, except fertilizers and nitrogen compounds.....	1	1,398	285	1,683	150	133	1,966	145	805	2,916
Manufacture of paints, varnishes and mastics .....	7	22,438	29,434	51,872	174	2,340	54,386	497	5,347	60,231

COST OF RAW MATERIALS, ENERGY CONSUMED AND PAYMENTS FOR INDUSTRIAL AND NON-INDUSTRIAL  
SERVICES RENDERED BY INDUSTRIAL GROUP - PRIVATE  
2001/2002 (1994 E.F.Y)

TABLE 4.54 (Contd..)

(IN '000 BIRR)

INDUSTRIAL GROUP	NO.OF ESTAB	COST OF RAW MATERIALS CONSUMED			COST OF ENERGY CONSUMED	PAYMENTS FOR INDUS- TRIAL SERVICE	TOTAL INDUST- RIAL COST	TRANS- PORT COST	PAYMENTS FOR NON-IND- USTRIAL SERVICE	TOTAL INDUSTRIAL AND NON-INDUS TRIAL COST
		LOCAL	IMPO- RTED	TOTAL						
Manufacture of pharmaceuticals, medicinal chemicals and botanical products.....	5	1,810	19,485	21,295	379	256	21,931	1,241	3,587	26,759
Manufacture of soap and detergents cleaning and polishing, perfumes and toilet preparations.....	14	10,025	60,221	70,246	1,763	23,931	95,939	1,590	14,211	111,740
Manufacture of chemical products n.e.c. ....	3	293	2,750	3,043	108	2,034	5,185	442	539	6,165
MANUFACTURE OF RUBBER AND PLASTIC PROCDUCTS.....	34	6,142	90,077	96,219	7,908	3,386	107,512	2,477	8,784	118,773
Manufacture of rubber products.....	4	163	2,011	2,174	407	159	2,741	273	433	3,447
Manufacture of plastic products.....	30	5,978	88,067	94,045	7,500	3,226	104,771	2,204	8,351	115,326
MANUFACTURE OF OTHER NON-METALLIC MINERAL PRODUCTS ...	79	22,599	772	23,370	2,473	746	26,590	3,114	7,827	37,531
Manufacture of glass and glass products.....	1	18	168	186	4	3	193	-	6	200
Manufacture of structural clay products .....	4	129	47	175	303	25	502	29	22	554
Manufacture of cement, lime and plaster .....	3	225	-	225	128	31	384	57	14	455
Manufacture of articles of concrete, cement and plaster .....	62	9,270	43	9,313	705	539	10,558	1,024	1,493	13,074
Manufacture of non-metallic mineral products n.e.c..	9	12,958	514	13,472	1,333	148	14,952	2,004	6,291	23,248
MANUFACTURE OF BASIC IRON AND STEEL.....	8	-	184,674	184,674	808	26,203	211,685	997	5,636	218,318
Manufacture of basic iron and steel.....	8	-	184,674	184,674	808	26,203	211,685	997	5,636	218,318
MANUFACTURE OF FABRICATED METAL PRODUCTS EXCEPT MACHINERY AND EQUIPMENT .....	56	4,619	39,871	44,490	1,529	4,264	50,283	1,420	4,815	56,519
Manufacture of structural metal products, tanks, reservoirs and containers of metal .....	32	2,536	7,621	10,157	496	352	11,005	359	1,619	12,983
Manufacture of cutlery, hand tools and general hardware .....	10	1,551	13,315	14,866	402	229	15,497	298	1,472	17,266
Manufacture of other fabricated metal products .....	14	531	18,935	19,467	631	3,684	23,782	764	1,725	26,270
MANUFACTURE OF MACHINERY AND EQUIPMENT N.E.C. ....	8	169	2,895	3,064	215	70	3,349	51	465	3,864
Manufacture of pumps, compressors, taps and valves..	-	-	-	-	-	-	-	-	-	-
Manufacture of ovens, furnaces and furnace burners..	4	11	1,453	1,464	128	35	1,627	40	86	1,753
Manufacture of other general purpose machinery.....	-	-	-	-	-	-	-	-	-	-
Manufacture of machinery for food and beverage processing .....	3	158	312	470	40	16	526	11	105	642
Manufacture of accumulators, primary cells and and primary batteries .....	1	-	1,129	1,129	47	19	1,195	-	274	1,469
MANUFACTURE OF MOTOR VEHICLES, TRAILERS & SEMI-TRAILERS	5	1,434	56,696	58,130	627	374	59,130	1,161	3,197	63,488
Manufacture of bodies for motor vehicles.....	4	1,434	55,923	57,357	549	370	58,276	1,106	3,111	62,493
Manufacture of parts and accessories for motor vehicles and their engines.....	1	-	772	772	78	3	854	55	86	995
MANUFACTURE OF FURNITURE; MANUFACTURING N.E.C. ....	143	34,889	26,083	60,972	1,345	2,119	64,437	2,957	8,219	75,614
Manufacture of furniture; manufacturing n.e.c.....	143	34,889	26,083	60,972	1,345	2,119	64,437	2,957	8,219	75,614
T O T A L	766	811,192	859,053	1,670,245	81,746	111,112	1,863,103	79,882	225,006	2,167,991

NUMBER OF ESTABLISHMENTS AND COST OF ENERGY CONSUMED BY INDUSTRIAL GROUP  
PUBLIC AND PRIVATE - 2001/2002 (1994 E.F.Y)

TABLE 4.55

INDUSTRIAL GROUP	NO. OF ESTABLISHMENTS BY TYPE OF ENERGY CONSUMED			TOTAL COST OF ENERGY CONSUMED ( IN '000 BIRR )			
	ELECTR- ICITY	WOOD AND CHARCOAL	OTHER FUELS	ELECTRICITY	WOOD AND CHARCOAL	OTHER FUELS	TOTAL
MANUFACTURE OF FOOD PRODUCTS AND BEVERAGES.....	273	43	171	38,352	1,376	50,924	90,652
Production, processing and preserving of meat, fruit and vegetables .....	9	2	7	1,205	35	2,880	4,120
Manufacture of vegetable and animal oils and fats...	28	3	23	2,386	1	2,876	5,263
Manufacture of dairy products .....	2	-	1	747	-	274	1,021
Manufacture of grain mill products .....	57	2	39	7,442	6	1,348	8,797
Manufacture of prepared animal feeds .....	3	-	2	25	-	64	90
Manufacture of bakery products .....	122	32	63	6,986	461	5,068	12,515
Manufacture of sugar and sugar confectionery .....	11	2	8	2,776	25	10,452	13,252
Manufacture of macaroni and spaghetti.....	3	-	3	1,282	-	739	2,021
Manufacture of food products n.e.c. ....	9	2	6	1,849	847	295	2,992
Distilling, rectifying and blending of spirits .....	11	-	2	3,735	-	105	3,840
Manufacture of wines .....	-	-	1	-	-	62	62
Manufacture of malt liquors and malt .....	7	-	6	5,366	-	20,734	26,100
Manufacture of soft drinks & production of mineral waters .....	11	-	10	4,553	-	6,027	10,580
MANUFACTURE OF TOBACCO PRODUCTS .....	1	-	1	716	-	5	721
Manufacture of tobacco products.....	1	-	1	716	-	5	721
MANUFACTURE OF TEXTILES .....	36	-	30	34,290	-	28,085	62,375
Spinning, weaving and finishing of textiles .....	27	-	24	32,960	-	27,182	60,141
Manufacture of cordage, rope, twine and netting ....	2	-	2	1,182	-	885	2,067
Knitting mills .....	7	-	4	148	-	18	166
MANUFACTURE OF WEARING APPAREL, EXCEPT FUR APPAREL....	29	-	13	562	-	341	902
Manufacture of wearing apparel except fur apparel...	29	-	13	562	-	341	902
TANNING AND DRESSING OF LEATHER; MANUFACTURE OF FOOTWEAR, LUGGAGE AND HANDBAGS .....	52	1	30	6,848	-	3,953	10,801
Tanning and dressing of leather, luggage and handbags	14	1	9	2,904	-	3,598	6,502
Manufacture of footwear.....	38	-	21	3,944	-	355	4,299
MANUFACTURE OF WOOD AND OF PRODUCTS OF WOOD AND CORK, EXCEPT FURNITURE .....	20	3	15	2,115	44	1,698	3,857
Manufacture of wood and of products of wood and cork, except furniture.....	20	3	15	2,115	44	1,698	3,857
MANUFACTURE OF PAPER, PAPER PRODUCTS AND PRINTING.....	72	-	41	4,792	-	7,697	12,490
Manufacture of paper and paper products.....	7	-	4	3,301	-	6,959	10,260
Publishing and printing services.....	65	-	37	1,492	-	739	2,230
MANUFACTURE OF CHEMICALS AND CHEMICAL PRODUCTS.....	41	3	23	4,377	12	6,279	10,667
Manufacture of basic chemicals, except fertilizers and nitrogen compounds.....	5	-	4	2,406	-	3,803	6,209
Manufacture of paints, varnishes and mastics .....	9	-	6	442	-	78	520

NUMBER OF ESTABLISHMENTS AND COST OF ENERGY CONSUMED BY INDUSTRIAL GROUP  
PUBLIC AND PRIVATE - 2001/2002 (1994 E.F.Y)

TABLE 4.55 (Contd..)

INDUSTRIAL GROUP	NO. OF ESTABLISHMENTS BY TYPE OF ENERGY CONSUMED			TOTAL COST OF ENERGY CONSUMED ( IN '000 BIRR )			
	ELECTR- ICITY	WOOD AND CHARCOAL	OTHER FUELS	ELECTRICITY	WOOD AND CHARCOAL	OTHER FUELS	TOTAL
Manufacture of pharmaceuticals, medicinal chemicals and botanical products.....	6	-	4	609	-	554	1,163
Manufacture of soap and detergents cleaning and polishing, perfumes and toilet preparations.....	16	2	7	832	6	1,798	2,636
Manufacture of chemical products n.e.c. ....	5	1	2	88	5	46	140
MANUFACTURE OF RUBBER AND PLASTIC PRODCUTS.....	39	1	25	10,707	7	11,548	22,262
Manufacture of rubber products.....	5	-	3	3,674	-	9,891	13,564
Manufacture of plastic products.....	34	1	22	7,034	7	1,657	8,698
MANUFACTURE OF OTHER NON-METALLIC MINERAL PRODUCTS ...	96	6	71	29,107	123	131,690	160,920
Manufacture of glass and glass products.....	2	-	1	4,027	-	138	4,165
Manufacture of structural clay products .....	7	2	6	847	106	4,668	5,620
Manufacture of cement, lime and plaster .....	7	2	8	21,297	11	119,970	141,277
Manufacture of articles of concrete, cement and plaster .....	68	2	43	518	7	1,188	1,713
Manufacture of non-metallic mineral products n.e.c..	12	-	13	2,419	-	5,726	8,145
MANUFACTURE OF BASIC IRON AND STEEL.....	11	-	9	2,963	-	4,075	7,038
Manufacture of basic iron and steel.....	11	-	9	2,963	-	4,075	7,038
MANUFACTURE OF FABRICATED METAL PRODUCTS EXCEPT MACHINERY AND EQUIPMENT .....	59	3	37	2,616	9	3,005	5,630
Manufacture of structural metal products, tanks, reservoirs and containers of metal .....	31	1	18	265	1	230	496
Manufacture of cutlery, hand tools and general hardware .....	12	1	7	399	1	186	585
Manufacture of other fabricated metal products .....	16	1	12	1,952	7	2,589	4,549
MANUFACTURE OF MACHINERY AND EQUIPMENT N.E.C. ....	8	1	7	154	5	56	215
Manufacture of pumps, compressors, taps and valves..	-	-	-	-	-	-	-
Manufacture of ovens, furnaces and furnace burners..	4	-	3	110	-	18	128
Manufacture of other general purpose machinery.....	-	-	-	-	-	-	-
Manufacture of machinery for food and beverage processing .....	3	1	3	25	5	10	40
Manufacture of accumulators, primary cells and and primary batteries .....	1	-	1	19	-	28	47
MANUFACTURE OF MOTOR VEHICLES, TRAILERS & SEMI-TRAILERS	7	-	7	825	-	700	1,526
Manufacture of bodies for motor vehicles.....	6	-	6	793	-	656	1,448
Manufacture of parts and accessories for motor vehicles and their engines.....	1	-	1	33	-	45	78
MANUFACTURE OF FURNITURE; MANUFACTURING N.E.C. ....	148	1	94	1,307	1	307	1,614
Manufacture of furniture; manufacturing n.e.c.....	148	1	94	1,307	1	307	1,614
T O T A L	892	62	574	139,733	1,576	250,362	391,671



NUMBER OF ESTABLISHMENTS AND COST OF ENERGY CONSUMED BY INDUSTRIAL GROUP  
PUBLIC - 2001/2002 (1994 E.F.Y)

TABLE 4.56

INDUSTRIAL GROUP	NO. OF ESTABLISHMENTS BY TYPE OF ENERGY CONSUMED			TOTAL COST OF ENERGY CONSUMED ( IN '000 BIRR )			
	ELECTR- ICITY	WOOD AND CHARCOAL	OTHER FUELS	ELECTRICITY	WOOD AND CHARCOAL	OTHER FUELS	TOTAL
MANUFACTURE OF FOOD PRODUCTS AND BEVERAGES.....	41	2	32	21,270	782	33,889	55,940
Production, processing and preserving of meat, fruit and vegetables .....	3	-	1	358	-	1,242	1,601
Manufacture of vegetable and animal oils and fats...	4	-	5	1,376	-	2,235	3,611
Manufacture of dairy products .....	1	-	-	531	-	-	531
Manufacture of grain mill products .....	8	-	5	2,670	-	242	2,912
Manufacture of prepared animal feeds .....	1	-	-	4	-	-	4
Manufacture of bakery products .....	6	-	6	3,952	-	968	4,920
Manufacture of sugar and sugar confectionery .....	4	1	4	2,755	24	10,425	13,204
Manufacture of macaroni and spaghetti.....	3	-	3	1,282	-	739	2,021
Manufacture of food products n.e.c. ....	1	1	1	264	758	123	1,145
Distilling, rectifying and blending of spirits .....	4	-	-	3,710	-	-	3,710
Manufacture of wines .....	-	-	1	-	-	62	62
Manufacture of malt liquors and malt .....	4	-	4	3,731	-	16,259	19,989
Manufacture of soft drinks & production of mineral waters .....	2	-	2	637	-	1,594	2,231
MANUFACTURE OF TOBACCO PRODUCTS .....	1	-	1	716	-	5	721
Manufacture of tobacco products.....	1	-	1	716	-	5	721
MANUFACTURE OF TEXTILES .....	19	-	17	23,224	-	18,810	42,034
Spinning, weaving and finishing of textiles .....	17	-	15	22,041	-	17,925	39,967
Manufacture of cordage, rope, twine and netting ....	2	-	2	1,182	-	885	2,067
Knitting mills .....	-	-	-	-	-	-	-
MANUFACTURE OF WEARING APPAREL, EXCEPT FUR APPAREL....	4	-	3	212	-	134	346
Manufacture of wearing apparel except fur apparel...	4	-	3	212	-	134	346
TANNING AND DRESSING OF LEATHER; MANUFACTURE OF FOOTWEAR, LUGGAGE AND HANDBAGS .....	7	-	3	2,245	-	1,446	3,691
Tanning and dressing of leather,luggage and handbags	4	-	2	1,459	-	1,375	2,834
Manufacture of footwear.....	3	-	1	786	-	72	858
MANUFACTURE OF WOOD AND OF PRODUCTS OF WOOD AND CORK, EXCEPT FURNITURE .....	7	3	7	1,993	44	1,691	3,728
Manufacture of wood and of products of wood and cork, except furniture.....	7	3	7	1,993	44	1,691	3,728
MANUFACTURE OF PAPER, PAPER PRODUCTS AND PRINTING.....	9	-	6	3,902	-	7,169	11,071
Manufacture of paper and paper products.....	2	-	1	3,068	-	6,723	9,791
Publishing and printing services.....	7	-	5	834	-	446	1,280
MANUFACTURE OF CHEMICALS AND CHEMICAL PRODUCTS.....	11	-	9	3,158	-	4,935	8,093
Manufacture of basic chemicals, except fertilizers and nitrogen compounds.....	4	-	4	2,256	-	3,803	6,058
Manufacture of paints, varnishes and mastics .....	2	-	2	306	-	41	347

NUMBER OF ESTABLISHMENTS AND COST OF ENERGY CONSUMED BY INDUSTRIAL GROUP  
PUBLIC - 2001/2002 (1994 E.F.Y)

TABLE 4.56 (Contd..)

INDUSTRIAL GROUP	NO. OF ESTABLISHMENTS BY TYPE OF ENERGY CONSUMED			TOTAL COST OF ENERGY CONSUMED ( IN '000 BIRR )			
	ELECTR- ICITY	WOOD AND CHARCOAL	OTHER FUELS	ELECTRICITY	WOOD AND CHARCOAL	OTHER FUELS	TOTAL
Manufacture of pharmaceuticals, medicinal chemicals and botanical products.....	1	-	1	359	-	424	783
Manufacture of soap and detergents cleaning and polishing, perfumes and toilet preparations.....	2	-	1	212	-	661	873
Manufacture of chemical products n.e.c. ....	2	-	1	25	-	6	31
MANUFACTURE OF RUBBER AND PLASTIC PRODCUTS.....	5	-	1	4,713	-	9,642	14,354
Manufacture of rubber products.....	1	-	1	3,515	-	9,642	13,157
Manufacture of plastic products.....	4	-	-	1,198	-	-	1,198
MANUFACTURE OF OTHER NON-METALLIC MINERAL PRODUCTS ...	21	1	20	27,808	4	130,635	158,447
Manufacture of glass and glass products.....	1	-	1	4,023	-	138	4,161
Manufacture of structural clay products .....	3	-	3	661	-	4,656	5,318
Manufacture of cement, lime and plaster .....	5	-	5	21,271	-	119,878	141,149
Manufacture of articles of concrete, cement and plaster .....	7	1	6	268	4	735	1,007
Manufacture of non-metallic mineral products n.e.c..	5	-	5	1,585	-	5,227	6,812
MANUFACTURE OF BASIC IRON AND STEEL.....	3	-	3	2,397	-	3,834	6,230
Manufacture of basic iron and steel.....	3	-	3	2,397	-	3,834	6,230
MANUFACTURE OF FABRICATED METAL PRODUCTS EXCEPT MACHINERY AND EQUIPMENT .....	5	-	3	1,768	-	2,333	4,101
Manufacture of structural metal products, tanks, reservoirs and containers of metal .....	-	-	-	-	-	-	-
Manufacture of cutlery, hand tools and general hardware .....	2	-	1	146	-	38	184
Manufacture of other fabricated metal products .....	3	-	2	1,622	-	2,295	3,918
MANUFACTURE OF MACHINERY AND EQUIPMENT N.E.C. ....	-	-	-	-	-	-	-
Manufacture of pumps, compressors, taps and valves..	-	-	-	-	-	-	-
Manufacture of ovens, furnaces and furnace burners..	-	-	-	-	-	-	-
Manufacture of other general purpose machinery.....	-	-	-	-	-	-	-
Manufacture of machinery for food and beverage processing .....	-	-	-	-	-	-	-
Manufacture of accumulators, primary cells and and primary batteries .....	-	-	-	-	-	-	-
MANUFACTURE OF MOTOR VEHICLES, TRAILERS & SEMI-TRAILERS	2	-	2	266	-	633	899
Manufacture of bodies for motor vehicles.....	2	-	2	266	-	633	899
Manufacture of parts and accessories for motor vehicles and their engines.....	-	-	-	-	-	-	-
MANUFACTURE OF FURNITURE; MANUFACTURING N.E.C. ....	5	-	4	195	-	74	269
Manufacture of furniture; manufacturing n.e.c.....	5	-	4	195	-	74	269
T O T A L	140	6	111	93,865	830	215,231	309,925

NUMBER OF ESTABLISHMENTS AND COST OF ENERGY CONSUMED BY INDUSTRIAL GROUP  
PRIVATE - 2001/2002 (1994 E.F.Y)

TABLE 4.57

INDUSTRIAL GROUP	NO. OF ESTABLISHMENTS BY TYPE OF ENERGY CONSUMED			TOTAL COST OF ENERGY CONSUMED ( IN '000 BIRR )			
	ELECTR- ICITY	WOOD AND CHARCOAL	OTHER FUELS	ELECTRICITY	WOOD AND CHARCOAL	OTHER FUELS	TOTAL
MANUFACTURE OF FOOD PRODUCTS AND BEVERAGES.....	232	41	139	17,083	594	17,035	34,712
Production, processing and preserving of meat, fruit and vegetables .....	6	2	6	846	35	1,638	2,519
Manufacture of vegetable and animal oils and fats...	24	3	18	1,010	1	641	1,652
Manufacture of dairy products .....	1	-	1	217	-	274	491
Manufacture of grain mill products .....	49	2	34	4,773	6	1,106	5,885
Manufacture of prepared animal feeds .....	2	-	2	21	-	64	85
Manufacture of bakery products .....	116	32	57	3,033	461	4,101	7,595
Manufacture of sugar and sugar confectionery .....	7	1	4	21	1	26	48
Manufacture of macaroni and spaghetti.....	-	-	-	-	-	-	-
Manufacture of food products n.e.c. ....	8	1	5	1,585	89	173	1,847
Distilling, rectifying and blending of spirits .....	7	-	2	26	-	105	130
Manufacture of wines .....	-	-	-	-	-	-	-
Manufacture of malt liquors and malt .....	3	-	2	1,635	-	4,476	6,111
Manufacture of soft drinks & production of mineral waters .....	9	-	8	3,916	-	4,433	8,348
MANUFACTURE OF TOBACCO PRODUCTS .....	-	-	-	-	-	-	-
Manufacture of tobacco products.....	-	-	-	-	-	-	-
MANUFACTURE OF TEXTILES .....	17	-	13	11,067	-	9,274	20,341
Spinning, weaving and finishing of textiles .....	10	-	9	10,918	-	9,256	20,175
Manufacture of cordage, rope, twine and netting ....	-	-	-	-	-	-	-
Knitting mills .....	7	-	4	148	-	18	166
MANUFACTURE OF WEARING APPAREL, EXCEPT FUR APPAREL....	25	-	10	350	-	206	556
Manufacture of wearing apparel except fur apparel...	25	-	10	350	-	206	556
TANNING AND DRESSING OF LEATHER; MANUFACTURE OF FOOTWEAR, LUGGAGE AND HANDBAGS .....	45	1	27	4,603	-	2,506	7,109
Tanning and dressing of leather, luggage and handbags	10	1	7	1,445	-	2,223	3,668
Manufacture of footwear.....	35	-	20	3,158	-	283	3,441
MANUFACTURE OF WOOD AND OF PRODUCTS OF WOOD AND CORK, EXCEPT FURNITURE .....	13	-	8	122	-	7	129
Manufacture of wood and of products of wood and cork, except furniture.....	13	-	8	122	-	7	129
MANUFACTURE OF PAPER, PAPER PRODUCTS AND PRINTING.....	63	-	35	891	-	528	1,419
Manufacture of paper and paper products.....	5	-	3	233	-	236	469
Publishing and printing services.....	58	-	32	658	-	292	950
MANUFACTURE OF CHEMICALS AND CHEMICAL PRODUCTS.....	30	3	14	1,219	12	1,343	2,574
Manufacture of basic chemicals, except fertilizers and nitrogen compounds.....	1	-	-	150	-	-	150
Manufacture of paints, varnishes and mastics .....	7	-	4	136	-	37	174

NUMBER OF ESTABLISHMENTS AND COST OF ENERGY CONSUMED BY INDUSTRIAL GROUP  
PRIVATE - 2001/2002 (1994 E.F.Y)

TABLE 4.57 (Contd..)

INDUSTRIAL GROUP	NO. OF ESTABLISHMENTS BY TYPE OF ENERGY CONSUMED			TOTAL COST OF ENERGY CONSUMED ( IN '000 BIRR )			
	ELECTR- ICITY	WOOD AND CHARCOAL	OTHER FUELS	ELECTRICITY	WOOD AND CHARCOAL	OTHER FUELS	TOTAL
Manufacture of pharmaceuticals, medicinal chemicals and botanical products.....	5	-	3	250	-	129	379
Manufacture of soap and detergents cleaning and polishing, perfumes and toilet preparations.....	14	2	6	620	6	1,137	1,763
Manufacture of chemical products n.e.c. ....	3	1	1	63	5	40	108
MANUFACTURE OF RUBBER AND PLASTIC PRODUCTS.....	34	1	24	5,995	7	1,906	7,908
Manufacture of rubber products.....	4	-	2	158	-	249	407
Manufacture of plastic products.....	30	1	22	5,836	7	1,657	7,500
MANUFACTURE OF OTHER NON-METALLIC MINERAL PRODUCTS ...	75	5	51	1,299	119	1,056	2,473
Manufacture of glass and glass products.....	1	-	-	4	-	-	4
Manufacture of structural clay products .....	4	2	3	185	106	12	303
Manufacture of cement, lime and plaster .....	2	2	3	26	11	92	128
Manufacture of articles of concrete, cement and plaster .....	61	1	37	250	3	453	705
Manufacture of non-metallic mineral products n.e.c..	7	-	8	833	-	499	1,333
MANUFACTURE OF BASIC IRON AND STEEL.....	8	-	6	567	-	241	808
Manufacture of basic iron and steel.....	8	-	6	567	-	241	808
MANUFACTURE OF FABRICATED METAL PRODUCTS EXCEPT MACHINERY AND EQUIPMENT .....	54	3	34	848	9	672	1,529
Manufacture of structural metal products, tanks, reservoirs and containers of metal .....	31	1	18	265	1	230	496
Manufacture of cutlery, hand tools and general hardware .....	10	1	6	253	1	148	402
Manufacture of other fabricated metal products .....	13	1	10	330	7	294	631
MANUFACTURE OF MACHINERY AND EQUIPMENT N.E.C. ....	8	1	7	154	5	56	215
Manufacture of pumps, compressors, taps and valves..	-	-	-	-	-	-	-
Manufacture of ovens, furnaces and furnace burners..	4	-	3	110	-	18	128
Manufacture of other general purpose machinery.....	-	-	-	-	-	-	-
Manufacture of machinery for food and beverage processing .....	3	1	3	25	5	10	40
Manufacture of accumulators, primary cells and and primary batteries .....	1	-	1	19	-	28	47
MANUFACTURE OF MOTOR VEHICLES, TRAILERS & SEMI-TRAILERS	5	-	5	560	-	67	627
Manufacture of bodies for motor vehicles.....	4	-	4	527	-	22	549
Manufacture of parts and accessories for motor vehicles and their engines.....	1	-	1	33	-	45	78
MANUFACTURE OF FURNITURE; MANUFACTURING N.E.C. ....	143	1	90	1,112	1	233	1,345
Manufacture of furniture; manufacturing n.e.c.....	143	1	90	1,112	1	233	1,345
T O T A L	752	56	463	45,868	746	35,132	81,746

PRODUCTION OF MAJOR MANUFACTURED ARTICLES FOR REPORTING ESTABLISHMENTS  
BY INDUSTRIAL GROUP - 2001/2002 (1994 E.F.Y)

TABLE 4.58

N A M E O F P R O D U C T	U N I T	Q U A N T I T Y P R O D U C E D	A V E R A G E P R O D U C E R ' S P R I C E P E R U N I T ( I N B I R R )
<b>FOOD AND BEVERAGE</b>			
Meat	TONS	1,194	27,571.67
Vegetable Soup	"	-	-
Zigin and Shiro wet	"	2,589	11,223.33
Orange Juice	"	9	10,000.00
Marmalade	"	1,172	12,240.00
Tomato Paste	"	555	12,888.00
Milk Pasturized	H.L.	89,382	336.50
Butter and Ghee	TONS	384	22,950.00
Cheese	"	166	19,050.00
Edible Oil	"	7,993	7,775.12
Oil Cakes	"	75,201	1,649.00
Flour (Wheat)	"	142,541	2,037.66
Flour (Others)	"	891	1,864.10
Fafa, Dube, Edget, Meten	"	9,216	10,008.79
Macaroni and Pasta	"	23,258	4,585.59
Biscuits	"	4,925	18,808.85
Galetta	"	2,130	5,490.00
Bread	"	19,979	4,792.89
Coffee(milled)	"	300	20,000.00
Sugar	"	248,152	3,782.57
Tea	"	3,188	12,724.17
Molasses	"	51,785	43.641
Sweets	"	1,405	8,762.50
Animal Feed	"	4,762	709.28
Beer	H.L.	1,811,977	516.53
Wine	"	26,678	1,945.88
Liquors	"	33,997	1,666.88
Alcohol	"	19,982	1,575.00
Lemonade	"	994,981	555.86
Mineral Water	"	394,632	191.18
Malt	TONS	15,961	3,786.80
<b>TOBACCO</b>			
Cigarettes	('000 PCS)	1,511,020	97.75
<b>TEXTILES</b>			
Lint Cotton	TONS	20,845	7,400.38
Cotton Fabrics	('000 SQ.M)	42,963	8,386.57
Nylon Fabrics	"	1,022	9,022.50
Acrylic Yarn	TONS	146	31,160.00
Cotton Yarn	"	7,736	17,553.64
Woolen Fabrics	SQ.M	-	-
Blanket (Woolen)	('000 SQ.M)	1,845	26,083.33
Blanket (Waste Cotton)	PCS	90,311	65.25
Blanket (Others)	PCS	-	-
Bed sheet	PCS	1,724	67.88
Shirts	DOZEN	3,480	449.48
Carpets	SQ.M	1,855	148.88
Gunny Bags	TONS	5,691	9,495.56
Hosieries	DOZEN	28,691	63.79
Wearing Apparel (Except Leather)	"	130,763	1,258.64
Wearing Apparel (Leather)	PCS	9,802	852.70
Sweater	DOZEN	1,460	401.08
Sewing Thread	TONS	20	43,950.00
Embroidery Thread	"	30	41,645.00
Jano Thread	"	-	-

PRODUCTION OF MAJOR MANUFACTURED ARTICLES FOR REPORTING ESTABLISHMENTS  
BY INDUSTRIAL GROUP - 2001/2002 (1994 E.F.Y)

TABLE 4.58(contd.)

NAME OF PRODUCT	UNIT	QUANTITY PRODUCED	AVERAGE PRODUCES PRICE PER UNIT
<b>LEATHER AND FOOTWEAR</b>			
Leather Shoes and Boots	PAIRS	1,098,574	64.74
Canvas and Rubber Shoes	"	147,947	43.21
Plastic Footwear	"	5,430,159	7.66
Leather Upper and Lining	('000 SQ.M)	923	56,000.00
Leather Sole	PAIRS	-	-
Semi Processed Skins	('000 PCS)	10,489	32,940.77
Leather Garment	('000 SQ.FT.)	4,669	15,805.00
Plastic Sole	PAIRS	2,074,665	12.32
Crust Hides and Wet Blue Hides	('000 SQ.FT.)	4,569	7,695.71
<b>WOOD</b>			
Timber	CUB. M	4,715	1,519.75
Plywood	"	677	5,375.00
Particle Board	"	747	3,279.13
<b>PAPER AND PRINTING</b>			
Paper	TONS	6,683	9,897.14
Boxing Paper	TONS	1,727	4,792.03
<b>CHEMICAL</b>			
Foam	CUB. M	94,892	770.36
Soap	TONS	19,249	10,104.08
Carbon Dioxide	"	427	4,740.00
Oxygen	CUB.M	318,627	12.17
Plastic Crates	('000 PCS)	320	39,981.82
Paints	('000 LTR)	8,924	22,942.50
Vaseline	TONS	10	11,213.33
Paraffine	TONS	2,803	24,139.55
Varnishes and Lacquers	('000 LTR)	375	19,433.33
Capsules	('000 PCS)	267,948	226.50
Tablets	"	310,386	68.25
Antibiotics	"	5,734	2,000.00
Syrup	('000 LTR)	419	25,465.00
Ointment	TONS	30	55,840.00
Injection of 100 A	('000 PCS)	2,614	560.00
Tyres	PCS	197,540	727.14
Tubes	"	78,624	57.99
Electric Wires	('000 METERS)	11,387	710.00
Polythelene Products	TONS	7,237	20,959.42
Candles	"	677	11,820.00
Ball Pen	('000 PCS)	2,221	350.00
<b>NON-METALLIC MINERAL PRODUCTS</b>			
Cement	TONS	919,169	527.82
Cement Blocks	('000 PCS)	9,639	2,279.93
Cement Tubes	('000 PCS)	2,011	35,951.60
Cement Floor Tiles	SQ.M	221,801	50.50
Bricks of Clay	('000 PCS)	22,111	774.17
Lime	TONS	7,805	9,550.81
Glasses	('000 PCS)	-	-
Gravel	CUB. M	50,329	107.30
Marble	SQ.M.	209,803	267.40
Glass Bottles	('000 PCS)	12,362	4,327,514.29
<b>METAL</b>			
Iron Bars	TONS	3,872	9,023.40
Wires	"	710	5,886.00
Nails	"	5,190	4,555.71
Iron Sheets	"	35,341	8,367.94
Crown Cork	('000 GROSS)	3,728	7,300.00
Motor Vehicle Spring	TONS	290	10,980.00
Metalic Door	SQ.M.	6,576	338.87
Metalic Windows	SQ.M.	7,428	323.43

NUMBER OF ESTABLISHMENTS AND TOTAL REVENUE FROM SALES BY INDUSTRIAL GROUP  
PUBLIC AND PRIVATE - 2001/2002 (1994 E.F.Y)

TABLE 4.59

INDUSTRIAL GROUP	NO. OF ESTABLISHMENTS			REVENUE FROM SALES (IN '000 BIRR )		
	PUBLIC	PRIVATE	TOTAL	PUBLIC	PRIVATE	TOTAL
MANUFACTURE OF FOOD PRODUCTS AND BEVERAGES.....	43	239	282	1,879,824	1,082,587	2,962,411
Production, processing and preserving of meat, fruit and vegetables .....	3	6	9	28,271	67,345	95,615
Manufacture of vegetable and animal oils and fats...	5	25	30	52,199	38,894	91,093
Manufacture of dairy products .....	1	1	2	14,151	24,278	38,428
Manufacture of grain mill products .....	8	52	60	180,351	168,948	349,298
Manufacture of prepared animal feeds .....	1	2	3	2,381	1,681	4,062
Manufacture of bakery products .....	6	118	124	89,573	110,354	199,928
Manufacture of sugar and sugar confectionery .....	4	8	12	796,103	1,938	798,041
Manufacture of macaroni and spaghetti .....	3	-	3	78,386	-	78,386
Manufacture of food products n.e.c. ....	1	8	9	13,576	29,924	43,500
Distilling, rectifying and blending of spirits .....	4	7	11	60,383	8,976	69,359
Manufacture of wines .....	1	-	1	24,514	-	24,514
Manufacture of malt liquors and malt .....	4	3	7	464,728	203,307	668,036
Manufacture of soft drinks & production of mineral waters .....	2	9	11	75,207	426,942	502,148
MANUFACTURE OF TOBACCO PRODUCTS .....	1	-	1	213,245	-	213,245
Manufacture of tobacco products.....	1	-	1	213,245	-	213,245
MANUFACTURE OF TEXTILES .....	19	17	36	434,646	206,852	641,498
Spinning, weaving and finishing of textiles .....	17	10	27	378,726	205,300	584,026
Manufacture of cordage, rope, twine and netting ....	2	-	2	55,921	-	55,921
Knitting mills .....	-	7	7	-	1,551	1,551
MANUFACTURE OF WEARING APPAREL, EXCEPT FUR APPAREL....	4	25	29	22,366	34,297	56,663
Manufacture of wearing apparel except fur apparel...	4	25	29	22,366	34,297	56,663
TANNING AND DRESSING OF LEATHER; MANUFACTURE OF FOOTWEAR, LUGGAGE AND HANDBAGS .....	7	45	52	288,944	437,513	726,458
Tanning and dressing of leather, luggage and handbags	4	10	14	204,866	338,755	543,621
Manufacture of footwear.....	3	35	38	84,079	98,758	182,837
MANUFACTURE OF WOOD AND OF PRODUCTS OF WOOD AND CORK, EXCEPT FURNITURE .....	8	13	21	37,577	4,018	41,596
Manufacture of wood and of products of wood and cork, except furniture.....	8	13	21	37,577	4,018	41,596
MANUFACTURE OF PAPER, PAPER PRODUCTS AND PRINTING....	9	64	73	271,914	136,485	408,400
Manufacture of paper and paper products.....	2	5	7	81,484	40,477	121,960
Publishing and printing services.....	7	59	66	190,431	96,009	286,439
MANUFACTURE OF CHEMICALS AND CHEMICAL PRODUCTS.....	11	30	41	223,273	243,686	466,959
Manufacture of basic chemicals, except fertilizers and nitrogen compounds.....	4	1	5	40,468	4,759	45,227
Manufacture of paints, varnishes and mastics .....	2	7	9	60,893	78,757	139,651

NUMBER OF ESTABLISHMENTS AND TOTAL REVENUE FROM SALES BY INDUSTRIAL GROUP  
PUBLIC AND PRIVATE - 2001/2002 (1994 E.F.Y)

TABLE 4.59 (Contd..)

INDUSTRIAL GROUP	NO. OF ESTABLISHMENTS			REVENUE FROM SALES (IN '000 BIRR)		
	PUBLIC	PRIVATE	TOTAL	PUBLIC	PRIVATE	TOTAL
Manufacture of pharmaceuticals, medicinal chemicals and botanical products.....	1	5	6	76,490	37,878	114,369
Manufacture of soap and detergents cleaning and polishing, perfumes and toilet preparations.....	2	14	16	41,637	116,364	158,001
Manufacture of chemical products n.e.c. ....	2	3	5	3,784	5,928	9,713
MANUFACTURE OF RUBBER AND PLASTIC PRODCUTS.....	5	34	39	280,249	177,798	458,046
Manufacture of rubber products.....	1	4	5	211,302	6,087	217,389
Manufacture of plastic products.....	4	30	34	68,947	171,711	240,658
MANUFACTURE OF OTHER NON-METALLIC MINERAL PRODUCTS ...	21	79	100	617,643	50,505	668,148
Manufacture of glass and glass products.....	1	1	2	21,197	248	21,444
Manufacture of structural clay products .....	3	4	7	15,081	1,119	16,200
Manufacture of cement, lime and plaster .....	5	3	8	501,333	1,039	502,372
Manufacture of articles of concrete, cement and plaster .....	7	62	69	32,203	19,115	51,318
Manufacture of non-metallic mineral products n.e.c..	5	9	14	47,830	28,984	76,814
MANUFACTURE OF BASIC IRON AND STEEL.....	3	8	11	182,131	238,878	421,009
Manufacture of basic iron and steel.....	3	8	11	182,131	238,878	421,009
MANUFACTURE OF FABRICATED METAL PRODUCTS EXCEPT MACHINERY AND EQUIPMENT .....	5	56	61	75,752	68,934	144,686
Manufacture of structural metal products, tanks, reservoirs and containers of metal .....	-	32	32	-	20,216	20,216
Manufacture of cutlery, hand tools and general hardware .....	2	10	12	10,751	22,345	33,097
Manufacture of other fabricated metal products .....	3	14	17	65,000	26,373	91,374
MANUFACTURE OF MACHINERY AND EQUIPMENT N.E.C. ....	-	8	8	-	5,088	5,088
Manufacture of pumps, compressors, taps and valves..	-	-	-	-	-	-
Manufacture of ovens, furnaces and furnace burners..	-	4	4	-	2,801	2,801
Manufacture of other general purpose machinery.....	-	-	-	-	-	-
Manufacture of machinery for food and beverage processing .....	-	3	3	-	1,276	1,276
Manufacture of accumulators, primary cells and and primary batteries .....	-	1	1	-	1,010	1,010
MANUFACTURE OF MOTOR VEHICLES, TRAILERS & SEMI-TRAILERS	2	5	7	98,903	88,005	186,908
Manufacture of bodies for motor vehicles.....	2	4	6	98,903	88,005	186,908
Manufacture of parts and accessories for motor vehicles and their engines.....	-	1	1	-	-	-
MANUFACTURE OF FURNITURE; MANUFACTURING N.E.C. ....	5	143	148	6,984	120,911	127,895
Manufacture of furniture; manufacturing n.e.c.....	5	143	148	6,984	120,911	127,895
T O T A L	143	766	909	4,633,452	2,895,557	7,529,009



REVENUE FROM SALES BY SOURCE AND INDUSTRIAL GROUP - PUBLIC AND PRIVATE  
2001/2002 (1994 E.F.Y)

TABLE 4.60

(IN '000 BIRR)

INDUSTRIAL GROUP	REVENUE FROM SALES		
	LOCAL	EXPORT	TOTAL
MANUFACTURE OF FOOD PRODUCTS AND BEVERAGES.....	2,808,244	154,166	2,962,411
Production, processing and preserving of meat, fruit and vegetables .....	95,615	-	95,615
Manufacture of vegetable and animal oils and fats...	82,245	8,849	91,093
Manufacture of dairy products .....	38,428	-	38,428
Manufacture of grain mill products .....	349,298	-	349,298
Manufacture of prepared animal feeds .....	4,062	-	4,062
Manufacture of bakery products .....	199,928	-	199,928
Manufacture of sugar and sugar confectionery .....	668,450	129,592	798,041
Manufacture of macaroni and spaghetti.....	78,386	-	78,386
Manufacture of food products n.e.c. ....	28,952	14,548	43,500
Distilling, rectifying and blending of spirits .....	69,359	-	69,359
Manufacture of wines .....	24,333	181	24,514
Manufacture of malt liquors and malt .....	667,139	897	668,036
Manufacture of soft drinks & production of mineral waters .....	502,049	99	502,148
MANUFACTURE OF TOBACCO PRODUCTS .....	213,245	-	213,245
Manufacture of tobacco products.....	213,245	-	213,245
MANUFACTURE OF TEXTILES .....	594,180	47,318	641,498
Spinning, weaving and finishing of textiles .....	536,708	47,318	584,026
Manufacture of cordage, rope, twine and netting ....	55,921	-	55,921
Knitting mills .....	1,551	-	1,551
MANUFACTURE OF WEARING APPAREL, EXCEPT FUR APPAREL....	56,238	425	56,663
Manufacture of wearing apparel except fur apparel...	56,238	425	56,663
TANNING AND DRESSING OF LEATHER; MANUFACTURE OF FOOTWEAR, LUGGAGE AND HANDBAGS .....	281,599	444,858	726,458
Tanning and dressing of leather, luggage and handbags	99,539	444,081	543,621
Manufacture of footwear.....	182,060	777	182,837
MANUFACTURE OF WOOD AND OF PRODUCTS OF WOOD AND CORK, EXCEPT FURNITURE .....	41,596	-	41,596
Manufacture of wood and of products of wood and cork, except furniture.....	41,596	-	41,596
MANUFACTURE OF PAPER, PAPER PRODUCTS AND PRINTING.....	408,400	-	408,400
Manufacture of paper and paper products.....	121,960	-	121,960
Publishing and printing services.....	286,439	-	286,439
MANUFACTURE OF CHEMICALS AND CHEMICAL PRODUCTS.....	466,959	-	466,959
Manufacture of basic chemicals, except fertilizers and nitrogen compounds.....	45,227	-	45,227
Manufacture of paints, varnishes and mastics .....	139,651	-	139,651

REVENUE FROM SALES BY SOURCE AND INDUSTRIAL GROUP - PUBLIC  
2001/2002 (1994 E.F.Y)

TABLE 4.61

(IN '000 BIRR)

INDUSTRIAL GROUP	REVENUE FROM SALES		
	LOCAL	EXPORT	TOTAL
MANUFACTURE OF FOOD PRODUCTS AND BEVERAGES.....	1,726,902	152,922	1,879,824
Production, processing and preserving of meat, fruit and vegetables .....	28,271	-	28,271
Manufacture of vegetable and animal oils and fats...	43,350	8,849	52,199
Manufacture of dairy products .....	14,151	-	14,151
Manufacture of grain mill products .....	180,351	-	180,351
Manufacture of prepared animal feeds .....	2,381	-	2,381
Manufacture of bakery products .....	89,573	-	89,573
Manufacture of sugar and sugar confectionery .....	666,512	129,592	796,103
Manufacture of macaroni and spaghetti.....	78,386	-	78,386
Manufacture of food products n.e.c. ....	-	13,576	13,576
Distilling, rectifying and blending of spirits .....	60,383	-	60,383
Manufacture of wines .....	24,333	181	24,514
Manufacture of malt liquors and malt .....	464,104	625	464,728
Manufacture of soft drinks & production of mineral waters .....	75,107	99	75,207
MANUFACTURE OF TOBACCO PRODUCTS .....	213,245	-	213,245
Manufacture of tobacco products.....	213,245	-	213,245
MANUFACTURE OF TEXTILES .....	398,913	35,734	434,646
Spinning, weaving and finishing of textiles .....	342,992	35,734	378,726
Manufacture of cordage, rope, twine and netting ....	55,921	-	55,921
Knitting mills .....	-	-	-
MANUFACTURE OF WEARING APPAREL, EXCEPT FUR APPAREL....	22,366	-	22,366
Manufacture of wearing apparel except fur apparel...	22,366	-	22,366
TANNING AND DRESSING OF LEATHER; MANUFACTURE OF FOOTWEAR, LUGGAGE AND HANDBAGS .....	134,811	154,134	288,944
Tanning and dressing of leather, luggage and handbags	50,732	154,134	204,866
Manufacture of footwear.....	84,079	-	84,079
MANUFACTURE OF WOOD AND OF PRODUCTS OF WOOD AND CORK, EXCEPT FURNITURE .....	37,577	-	37,577
Manufacture of wood and of products of wood and cork, except furniture.....	37,577	-	37,577
MANUFACTURE OF PAPER, PAPER PRODUCTS AND PRINTING.....	271,914	-	271,914
Manufacture of paper and paper products.....	81,484	-	81,484
Publishing and printing services.....	190,431	-	190,431
MANUFACTURE OF CHEMICALS AND CHEMICAL PRODUCTS.....	223,273	-	223,273
Manufacture of basic chemicals, except fertilizers and nitrogen compounds.....	40,468	-	40,468
Manufacture of paints, varnishes and mastics .....	60,893	-	60,893

REVENUE FROM SALES BY SOURCE AND INDUSTRIAL GROUP - PUBLIC  
2001/2002 (1994 E.F.Y)

TABLE 4.61 (Contd..)

(IN '000 BIRR)

INDUSTRIAL GROUP	REVENUE FROM SALES		
	LOCAL	EXPORT	TOTAL
Manufacture of pharmaceuticals, medicinal chemicals and botanical products.....	76,490	-	76,490
Manufacture of soap and detergents cleaning and polishing, perfumes and toilet preparations.....	41,637	-	41,637
Manufacture of chemical products n.e.c. ....	3,784	-	3,784
MANUFACTURE OF RUBBER AND PLASTIC PRODUCTS.....	280,249	-	280,249
Manufacture of rubber products.....	211,302	-	211,302
Manufacture of plastic products.....	68,947	-	68,947
MANUFACTURE OF OTHER NON-METALLIC MINERAL PRODUCTS ...	617,643	-	617,643
Manufacture of glass and glass products.....	21,197	-	21,197
Manufacture of structural clay products .....	15,081	-	15,081
Manufacture of cement, lime and plaster .....	501,333	-	501,333
Manufacture of articles of concrete, cement and plaster .....	32,203	-	32,203
Manufacture of non-metallic mineral products n.e.c..	47,830	-	47,830
MANUFACTURE OF BASIC IRON AND STEEL.....	182,131	-	182,131
Manufacture of basic iron and steel.....	182,131	-	182,131
MANUFACTURE OF FABRICATED METAL PRODUCTS EXCEPT MACHINERY AND EQUIPMENT .....	75,752	-	75,752
Manufacture of structural metal products, tanks, reservoirs and containers of metal .....	-	-	-
Manufacture of cutlery, hand tools and general hardware .....	10,751	-	10,751
Manufacture of other fabricated metal products .....	65,000	-	65,000
MANUFACTURE OF MACHINERY AND EQUIPMENT N.E.C. ....	-	-	-
Manufacture of pumps, compressors, taps and valves..	-	-	-
Manufacture of ovens, furnaces and furnace burners..	-	-	-
Manufacture of other general purpose machinery.....	-	-	-
Manufacture of machinery for food and beverage processing .....	-	-	-
Manufacture of accumulators, primary cells and and primary batteries .....	-	-	-
MANUFACTURE OF MOTOR VEHICLES, TRAILERS & SEMI-TRAILERS	98,903	-	98,903
Manufacture of bodies for motor vehicles.....	98,903	-	98,903
Manufacture of parts and accessories for motor vehicles and their engines.....	-	-	-
MANUFACTURE OF FURNITURE; MANUFACTURING N.E.C. ....	6,984	-	6,984
Manufacture of furniture; manufacturing n.e.c.....	6,984	-	6,984
T O T A L	4,290,663	342,789	4,633,452

REVENUE FROM SALES BY SOURCE AND INDUSTRIAL GROUP - PRIVATE  
2001/2002 (1994 E.F.Y)

TABLE 4.62

(IN '000 BIRR)

INDUSTRIAL GROUP	REVENUE FROM SALES		
	LOCAL	EXPORT	TOTAL
MANUFACTURE OF FOOD PRODUCTS AND BEVERAGES.....	1,081,343	1,245	1,082,587
Production, processing and preserving of meat, fruit and vegetables .....	67,345	-	67,345
Manufacture of vegetable and animal oils and fats...	38,894	-	38,894
Manufacture of dairy products .....	24,278	-	24,278
Manufacture of grain mill products .....	168,948	-	168,948
Manufacture of prepared animal feeds .....	1,681	-	1,681
Manufacture of bakery products .....	110,354	-	110,354
Manufacture of sugar and sugar confectionery .....	1,938	-	1,938
Manufacture of macaroni and spaghetti.....	-	-	-
Manufacture of food products n.e.c. ....	28,952	972	29,924
Distilling, rectifying and blending of spirits .....	8,976	-	8,976
Manufacture of wines .....	-	-	-
Manufacture of malt liquors and malt .....	203,035	272	203,307
Manufacture of soft drinks & production of mineral waters .....	426,942	-	426,942
MANUFACTURE OF TOBACCO PRODUCTS .....	-	-	-
Manufacture of tobacco products.....	-	-	-
MANUFACTURE OF TEXTILES .....	195,267	11,585	206,852
Spinning, weaving and finishing of textiles .....	193,716	11,585	205,300
Manufacture of cordage, rope, twine and netting ....	-	-	-
Knitting mills .....	1,551	-	1,551
MANUFACTURE OF WEARING APPAREL, EXCEPT FUR APPAREL....	33,872	425	34,297
Manufacture of wearing apparel except fur apparel...	33,872	425	34,297
TANNING AND DRESSING OF LEATHER; MANUFACTURE OF FOOTWEAR, LUGGAGE AND HANDBAGS .....	146,789	290,725	437,513
Tanning and dressing of leather, luggage and handbags	48,807	289,948	338,755
Manufacture of footwear.....	97,981	777	98,758
MANUFACTURE OF WOOD AND OF PRODUCTS OF WOOD AND CORK, EXCEPT FURNITURE .....	4,018	-	4,018
Manufacture of wood and of products of wood and cork, except furniture.....	4,018	-	4,018
MANUFACTURE OF PAPER, PAPER PRODUCTS AND PRINTING.....	136,485	-	136,485
Manufacture of paper and paper products.....	40,477	-	40,477
Publishing and printing services.....	96,009	-	96,009
MANUFACTURE OF CHEMICALS AND CHEMICAL PRODUCTS.....	243,686	-	243,686
Manufacture of basic chemicals, except fertilizers and nitrogen compounds.....	4,759	-	4,759
Manufacture of paints, varnishes and mastics .....	78,757	-	78,757

REVENUE FROM SALES BY SOURCE AND INDUSTRIAL GROUP - PRIVATE  
2001/2002 (1994 E.F.Y)

TABLE 4.62 (Contd..)

(IN '000 BIRR)

INDUSTRIAL GROUP	REVENUE FROM SALES		
	LOCAL	EXPORT	TOTAL
Manufacture of pharmaceuticals, medicinal chemicals and botanical products.....	37,878	-	37,878
Manufacture of soap and detergents cleaning and polishing, perfumes and toilet preparations.....	116,364	-	116,364
Manufacture of chemical products n.e.c. ....	5,928	-	5,928
MANUFACTURE OF RUBBER AND PLASTIC PRODUCTS.....	177,798	-	177,798
Manufacture of rubber products.....	6,087	-	6,087
Manufacture of plastic products.....	171,711	-	171,711
MANUFACTURE OF OTHER NON-METALLIC MINERAL PRODUCTS ...	50,505	-	50,505
Manufacture of glass and glass products.....	248	-	248
Manufacture of structural clay products .....	1,119	-	1,119
Manufacture of cement, lime and plaster .....	1,039	-	1,039
Manufacture of articles of concrete, cement and plaster .....	19,115	-	19,115
Manufacture of non-metallic mineral products n.e.c..	28,984	-	28,984
MANUFACTURE OF BASIC IRON AND STEEL.....	238,878	-	238,878
Manufacture of basic iron and steel.....	238,878	-	238,878
MANUFACTURE OF FABRICATED METAL PRODUCTS EXCEPT MACHINERY AND EQUIPMENT .....	68,934	-	68,934
Manufacture of structural metal products, tanks, reservoirs and containers of metal .....	20,216	-	20,216
Manufacture of cutlery, hand tools and general hardware .....	22,345	-	22,345
Manufacture of other fabricated metal products .....	26,373	-	26,373
MANUFACTURE OF MACHINERY AND EQUIPMENT N.E.C. ....	5,088	-	5,088
Manufacture of pumps, compressors, taps and valves..	-	-	-
Manufacture of ovens, furnaces and furnace burners..	2,801	-	2,801
Manufacture of other general purpose machinery.....	-	-	-
Manufacture of machinery for food and beverage processing .....	1,276	-	1,276
Manufacture of accumulators, primary cells and and primary batteries .....	1,010	-	1,010
MANUFACTURE OF MOTOR VEHICLES, TRAILERS & SEMI-TRAILERS	88,005	-	88,005
Manufacture of bodies for motor vehicles.....	88,005	-	88,005
Manufacture of parts and accessories for motor vehicles and their engines.....	-	-	-
MANUFACTURE OF FURNITURE; MANUFACTURING N.E.C. ....	120,911	-	120,911
Manufacture of furniture; manufacturing n.e.c.....	120,911	-	120,911
T O T A L	2,591,578	303,979	2,895,557

**ADVERTISING EXPENSE OF REPORTING ESTABLISHMENTS BY INDUSTRIAL GROUP  
2001/2002 (1994 E.F.Y)**

Table 4.63

(IN BIRR)

INDUSTRIAL GROUP	ADVERTISING EXPENSE		
	PUBLIC	PRIVATE	TOTAL
<b>MANUFACTURE OF FOOD PRODUCTS AND BEVERAGES.....</b>	<b>11,882,748</b>	<b>24,801,252</b>	<b>36,684,000</b>
Production, processing and preserving of meat, fruit and vegetables .....	11,694	5,902	17,596
Manufacture of vegetable and animal oils and fats...	160,717	18,607	179,324
Manufacture of dairy products .....	16,178	144,811	160,989
Manufacture of grain mill products .....	517,929	407,460	925,389
Manufacture of prepared animal feeds .....	-	1,680	1,680
Manufacture of bakery products .....	252,012	174,259	426,271
Manufacture of sugar and sugar confectionery .....	447,941	-	447,941
Manufacture of macaroni and spaghetti.....	308,334	-	308,334
Manufacture of food products n.e.c. ....	14,284	160,627	174,911
Distilling, rectifying and blending of spirits .....	31,050	22,640	53,690
Manufacture of wines .....	461,767	-	461,767
Manufacture of malt liquors and malt .....	9,229,456	13,102,390	22,331,846
Manufacture of soft drinks & production of mineral waters .....	431,386	10,762,876	11,194,262
<b>MANUFACTURE OF TOBACCO PRODUCTS .....</b>	<b>34,044</b>	<b>-</b>	<b>34,044</b>
Manufacture of tobacco products.....	34,044	-	34,044
<b>MANUFACTURE OF TEXTILES .....</b>	<b>665,938</b>	<b>212,063</b>	<b>878,001</b>
Spinning, weaving and finishing of textiles .....	455,755	211,863	667,618
Manufacture of cordage, rope, twine and netting ....	210,183	-	210,183
Knitting mills .....	-	200	200
<b>MANUFACTURE OF WEARING APPAREL, EXCEPT FUR APPAREL....</b>	<b>62,384</b>	<b>66,581</b>	<b>128,965</b>
Manufacture of wearing apparel except fur apparel...	62,384	66,581	128,965
<b>TANNING AND DRESSING OF LEATHER; MANUFACTURE OF FOOTWEAR, LUGGAGE AND HANDBAGS .....</b>	<b>347,124</b>	<b>642,541</b>	<b>989,665</b>
Tanning and dressing of leather, luggage and handbags	140,276	262,775	403,051
Manufacture of footwear.....	206,848	379,766	586,614
<b>MANUFACTURE OF WOOD AND OF PRODUCTS OF WOOD AND CORK, EXCEPT FURNITURE .....</b>	<b>83,649</b>	<b>-</b>	<b>83,649</b>
Manufacture of wood and of products of wood and cork, except furniture.....	83,649	-	83,649
<b>MANUFACTURE OF PAPER, PAPER PRODUCTS AND PRINTING ....</b>	<b>691,942</b>	<b>559,900</b>	<b>1,251,842</b>
Manufacture of paper and paper products.....	365,968	396,520	762,488
Publishing and printing services.....	325,974	163,380	489,354
<b>MANUFACTURE OF CHEMICALS AND CHEMICAL PRODUCTS.....</b>	<b>637,032</b>	<b>1,793,515</b>	<b>2,430,547</b>
Manufacture of basic chemicals, except fertilizers and nitrogen compounds.....	225,299	10,212	235,511
Manufacture of paints, varnishes and mastics .....	152,792	417,621	570,413

ADVERTISING EXPENSE OF REPORTING ESTABLISHMENTS BY INDUSTRIAL GROUP  
2001/2002 (1994 E.F.Y)

Table 4.63 (Contd..)

(IN BIRR)

INDUSTRIAL GROUP	ADVERTISING EXPENSE		
	PUBLIC	PRIVATE	TOTAL
Manufacture of pharmaceuticals, medicinal chemicals and botanical products.....	130,707	152,898	283,605
Manufacture of soap and detergents cleaning and polishing, perfumes and toilet preparations.....	121,604	1,210,701	1,332,305
Manufacture of chemical products n.e.c. ....	6,630	2,083	8,713
MANUFACTURE OF RUBBER AND PLASTIC PRODCUTS.....	1,658,117	1,361,628	3,019,745
Manufacture of rubber products.....	1,116,001	36,059	1,152,060
Manufacture of plastic products.....	542,116	1,325,569	1,867,685
MANUFACTURE OF OTHER NON-METALLIC MINERAL PRODUCTS ...	808,558	197,418	1,005,976
Manufacture of glass and glass products.....	19,414	-	19,414
Manufacture of structural clay products .....	-	-	-
Manufacture of cement, lime and plaster .....	580,811	-	580,811
Manufacture of articles of concrete, cement and plaster .....	92,317	7,797	100,114
Manufacture of non-metallic mineral products n.e.c..	116,016	189,621	305,637
MANUFACTURE OF BASIC IRON AND STEEL.....	496,062	820,342	1,316,404
Manufacture of basic iron and steel.....	496,062	820,342	1,316,404
MANUFACTURE OF FABRICATED METAL PRODUCTS EXCEPT MACHINERY AND EQUIPMENT .....	185,377	332,988	518,365
Manufacture of structural metal products, tanks, reservoirs and containers of metal .....	-	21,606	21,606
Manufacture of cutlery, hand tools and general hardware .....	57,326	215,398	272,724
Manufacture of other fabricated metal products .....	128,051	95,984	224,035
MANUFACTURE OF MACHINERY AND EQUIPMENT N.E.C. ....	-	19,261	19,261
Manufacture of pumps, compressors, taps and valves..	-	-	-
Manufacture of ovens, furnaces and furnace burners..	-	1,863	1,863
Manufacture of other general purpose machinery.....	-	-	-
Manufacture of machinery for food and beverage processing .....	-	17,398	17,398
Manufacture of accumulators, primary cells and and primary battries .....	-	-	-
MANUFACTURE OF MOTOR VEHICLES, TRAILERS & SEMI-TRAILERS	837,967	510,029	1,347,996
Manufacture of bodies for motor vehicles.....	837,967	510,029	1,347,996
Manufacture of parts and accessories for motor vehicles and their engines.....	-	-	-
MANUFACTURE OF FURNITURE; MANUFACTURING N.E.C. ....	39,764	556,951	596,715
Manufacture of furniture; manufacturing n.e.c.....	39,764	556,951	596,715
T O T A L	18,430,706	31,874,469	50,305,175

**PART V**

**STATISTICAL TABLES ON TIME SERIES  
DATA OF LARGE AND MEDIUM SCALE  
MANUFACTURING INDUSTRIES**

**1997/98 - 2001/2002 (1990 - 1994 E.F.Y.)**



NUMBER OF ESTABLISHMENTS BY INDUSTRIAL GROUP - PUBLIC AND PRIVATE  
1997/1998 (1990 E.F.Y) - 2001/2002 (1994 E.F.Y)

TABLE 5.1

INDUSTRIAL GROUP	NUMBER OF ESTABLISHMENTS				
	1990	1991	1992	1993	1994
MANUFACTURE OF FOOD PRODUCTS AND BEVERAGES.....	224	228	235	251	282
Production, processing and preserving of meat, fruit and vegetables .....	10	10	9	9	9
Manufacture of vegetable and animal oils and fats...	32	26	27	27	30
Manufacture of dairy products .....	1	1	1	2	2
Manufacture of grain mill products .....	39	50	50	55	60
Manufacture of prepared animal feeds .....	4	4	3	3	3
Manufacture of bakery products .....	89	85	95	104	124
Manufacture of sugar and sugar confectionery .....	8	9	9	8	12
Manufacture of macaroni and spaghetti.....	4	4	4	4	3
Manufacture of food products n.e.c. ....	11	12	9	9	9
Distilling, rectifying and blending of spirits .....	10	10	10	11	11
Manufacture of wines .....	3	2	2	2	1
Manufacture of malt liquors and malt .....	5	6	6	7	7
Manufacture of soft drinks & production of mineral waters .....	8	9	10	10	11
MANUFACTURE OF TOBACCO PRODUCTS .....	1	1	1	1	1
Manufacture of tobacco products.....	1	1	1	1	1
MANUFACTURE OF TEXTILES .....	33	36	36	35	36
Spinning, weaving and finishing of textiles .....	22	27	27	26	27
Manufacture of cordage, rope, twine and netting ....	2	2	2	2	2
Knitting mills .....	9	7	7	7	7
MANUFACTURE OF WEARING APPAREL, EXCEPT FUR APPAREL....	26	28	25	24	29
Manufacture of wearing apparel except fur apparel....	26	28	25	24	29
TANNING AND DRESSING OF LEATHER; MANUFACTURE OF FOOTWEAR, LUGGAGE AND HANDBAGS .....	57	49	53	54	52
Tanning and dressing of leather, luggage and handbags	11	14	15	17	14
Manufacture of footwear.....	46	35	38	37	38
MANUFACTURE OF WOOD AND OF PRODUCTS OF WOOD AND CORK, EXCEPT FURNITURE .....	16	16	16	14	21
Manufacture of wood and of products of wood and cork, except furniture.....	16	16	16	14	21
MANUFACTURE OF PAPER, PAPER PRODUCTS AND PRINTING ....	53	60	64	59	73
Manufacture of paper and paper products.....	8	7	7	6	7
Publishing and printing services.....	45	53	57	53	66
MANUFACTURE OF CHEMICALS AND CHEMICAL PRODUCTS.....	43	43	40	38	41
Manufacture of basic chemicals, except fertilizers and nitrogen compounds.....	5	4	4	4	5
Manufacture of paints, varnishes and mastics .....	7	8	8	8	9

NUMBER OF ESTABLISHMENTS BY INDUSTRIAL GROUP - PUBLIC AND PRIVATE  
1997/1998 (1990 E.F.Y) - 2001/2002 (1994 E.F.Y)

TABLE 5.1 (Contd..)

INDUSTRIAL GROUP	NUMBER OF ESTABLISHMENTS				
	1990	1991	1992	1993	1994
Manufacture of pharmaceuticals, medicinal chemicals and botanical products.....	4	3	4	4	6
Manufacture of soap and detergents cleaning and polishing, perfumes and toilet preparations.....	22	23	18	17	16
Manufacture of chemical products n.e.c. ....	5	5	6	5	5
MANUFACTURE OF RUBBER AND PLASTIC PRODUCTS.....	26	32	29	32	39
Manufacture of rubber products.....	5	5	5	5	5
Manufacture of plastic products.....	21	27	24	27	34
MANUFACTURE OF OTHER NON-METALLIC MINERAL PRODUCTS ...	87	88	85	87	100
Manufacture of glass and glass products.....	3	3	3	1	2
Manufacture of structural clay products .....	5	6	6	8	7
Manufacture of cement, lime and plaster .....	9	9	7	6	8
Manufacture of articles of concrete, cement and plaster .....	60	59	58	61	69
Manufacture of non-metallic mineral products n.e.c..	10	11	11	11	14
MANUFACTURE OF BASIC IRON AND STEEL.....	6	6	8	10	11
Manufacture of basic iron and steel.....	6	6	8	10	11
MANUFACTURE OF FABRICATED METAL PRODUCTS EXCEPT MACHINERY AND EQUIPMENT .....	40	40	51	53	61
Manufacture of structural metal products, tanks, reservoirs and containers of metal .....	24	22	26	23	32
Manufacture of cutlery, hand tools and general hardware .....	7	8	8	9	12
Manufacture of other fabricated metal products .....	9	10	17	21	17
MANUFACTURE OF MACHINERY AND EQUIPMENT N.E.C. ....	20	20	15	8	8
Manufacture of pumps, compressors, taps and valves..	-	-	-	-	-
Manufacture of ovens, furnaces and furnace burners..	4	6	5	2	4
Manufacture of other general purpose machinery.....	4	1	1	-	-
Manufacture of machinery for food and beverage processing .....	10	11	8	5	3
Manufacture of accumulators, primary cells and and primary batteries .....	2	2	1	1	1
MANUFACTURE OF MOTOR VEHICLES .....	12	11	11	9	7
Manufacture of bodies for motor vehicles.....	10	9	10	8	6
Manufacture of parts and accessories for motor vehicles and their engines.....	2	2	1	1	1
MANUFACTURE OF FURNITURE; MANUFACTURING N.E.C. ....	118	121	119	121	148
Manufacture of furniture; manufacturing n.e.c.....	118	121	119	121	148
T O T A L	762	779	788	796	909

NUMBER OF PERSONS ENGAGED BY INDUSTRIAL GROUP - PUBLIC AND PRIVATE  
1997/1998 (1990 E.F.Y) - 2001/2002 (1994 E.F.Y)

TABLE 5.2

INDUSTRIAL GROUP	NUMBER OF PERSONS ENGAGED				
	1990	1991	1992	1993	1994
MANUFACTURE OF FOOD PRODUCTS AND BEVERAGES.....	25,959	27,085	28,547	27,460	29,133
Production, processing and preserving of meat, fruit and vegetables .....	2,492	2,993	3,547	2,888	2,231
Manufacture of vegetable and animal oils and fats...	1,690	1,698	1,506	1,342	1,207
Manufacture of dairy products .....	264	245	245	435	648
Manufacture of grain mill products .....	3,150	3,327	3,505	3,324	3,646
Manufacture of prepared animal feeds .....	207	191	182	178	162
Manufacture of bakery products .....	3,057	3,471	3,555	3,616	4,090
Manufacture of sugar and sugar confectionery .....	5,704	6,115	6,479	6,123	6,930
Manufacture of macaroni and spaghetti.....	520	458	427	435	476
Manufacture of food products n.e.c. ....	706	829	803	842	813
Distilling, rectifying and blending of spirits .....	857	753	690	1,030	899
Manufacture of wines .....	687	587	566	588	534
Manufacture of malt liquors and malt .....	2,844	2,833	2,921	2,784	3,449
Manufacture of soft drinks & production of mineral waters .....	3,781	3,585	4,121	3,875	4,048
MANUFACTURE OF TOBACCO PRODUCTS .....	898	873	854	822	792
Manufacture of tobacco products.....	898	873	854	822	792
MANUFACTURE OF TEXTILES .....	25,116	25,669	23,754	24,296	22,388
Spinning, weaving and finishing of textiles .....	22,220	22,770	20,948	21,347	19,809
Manufacture of cordage, rope, twine and netting ....	2,698	2,669	2,663	2,766	2,394
Knitting mills .....	198	230	143	183	185
MANUFACTURE OF WEARING APPAREL, EXCEPT FUR APPAREL....	4,218	3,866	3,773	3,733	3,716
Manufacture of wearing apparel except fur apparel....	4,218	3,866	3,773	3,733	3,716
TANNING AND DRESSING OF LEATHER; MANUFACTURE OF FOOTWEAR, LUGGAGE AND HANDBAGS .....	7,673	7,234	7,034	7,074	6,757
Tanning and dressing of leather, luggage and handbags	3,740	3,620	3,602	3,746	3,611
Manufacture of footwear.....	3,933	3,614	3,432	3,328	3,146
MANUFACTURE OF WOOD AND OF PRODUCTS OF WOOD AND CORK, EXCEPT FURNITURE .....	1,317	1,211	1,138	1,035	1,329
Manufacture of wood and of products of wood and cork, except furniture.....	1,317	1,211	1,138	1,035	1,329
MANUFACTURE OF PAPER, PAPER PRODUCTS AND PRINTING ....	5,580	5,536	5,911	5,533	6,179
Manufacture of paper and paper products.....	1,423	1,375	1,670	1,358	1,569
Publishing and printing services.....	4,157	4,161	4,241	4,175	4,610
MANUFACTURE OF CHEMICALS AND CHEMICAL PRODUCTS.....	4,155	3,966	4,300	4,076	5,079
Manufacture of basic chemicals, except fertilizers and nitrogen compounds.....	1,116	1,101	992	1,113	1,436
Manufacture of paints, varnishes and mastics .....	458	524	548	510	581

NUMBER OF PERSONS ENGAGED BY INDUSTRIAL GROUP - PUBLIC AND PRIVATE  
1997/1998 (1990 E.F.Y) - 2001/2002 (1994 E.F.Y)

TABLE 5.2 (Contd...)

INDUSTRIAL GROUP	NUMBER OF PERSONS ENGAGED				
	1990	1991	1992	1993	1994
Manufacture of pharmaceuticals, medicinal chemicals and botanical products.....	977	925	1,081	1,046	1,089
Manufacture of soap and detergents cleaning and polishing, perfumes and toilet preparations.....	1,347	1,232	1,516	1,197	1,716
Manufacture of chemical products n.e.c. ....	257	184	163	210	257
MANUFACTURE OF RUBBER AND PLASTIC PRODUCTS.....	3,092	3,048	3,157	3,409	4,331
Manufacture of rubber products.....	1,106	972	980	1,001	1,072
Manufacture of plastic products.....	1,986	2,076	2,177	2,408	3,259
MANUFACTURE OF OTHER NON-METALLIC MINERAL PRODUCTS ...	7,306	6,935	7,349	7,510	8,354
Manufacture of glass and glass products.....	654	547	542	457	432
Manufacture of structural clay products .....	495	453	522	697	705
Manufacture of cement, lime and plaster .....	1,910	1,847	1,892	1,932	2,561
Manufacture of articles of concrete, cement and plaster .....	2,509	2,453	2,799	2,656	2,411
Manufacture of non-metallic mineral products n.e.c..	1,738	1,635	1,594	1,768	2,245
MANUFACTURE OF BASIC IRON AND STEEL.....	1,138	1,117	1,166	1,100	1,449
Manufacture of basic iron and steel.....	1,138	1,117	1,166	1,100	1,449
MANUFACTURE OF FABRICATED METAL PRODUCTS EXCEPT MACHINERY AND EQUIPMENT .....	1,940	2,057	2,529	2,659	2,808
Manufacture of structural metal products, tanks, reservoirs and containers of metal .....	492	588	693	616	710
Manufacture of cutlery, hand tools and general hardware .....	520	498	538	521	670
Manufacture of other fabricated metal products .....	928	971	1,298	1,522	1,428
MANUFACTURE OF MACHINERY AND EQUIPMENT N.E.C. ....	402	446	292	177	202
Manufacture of pumps, compressors, taps and valves..	-	-	-	-	-
Manufacture of ovens, furnaces and furnace burners..	58	77	72	32	91
Manufacture of other general purpose machinery.....	37	13	10	-	-
Manufacture of machinery for food and beverage processing .....	209	258	199	134	88
Manufacture of accumulators, primary cells and and primary batteries .....	98	98	11	11	23
MANUFACTURE OF MOTOR VEHICLES .....	905	1,167	1,735	1,062	1,087
Manufacture of bodies for motor vehicles.....	866	1,115	1,693	987	1,012
Manufacture of parts and accessories for motor vehicles and their engines.....	39	52	42	75	75
MANUFACTURE OF FURNITURE; MANUFACTURING N.E.C. ....	4,324	4,202	4,169	4,364	5,382
Manufacture of furniture; manufacturing n.e.c.....	4,324	4,202	4,169	4,364	5,382
T O T A L	94,023	94,412	95,708	94,310	98,986

NUMBER OF EMPLOYEES BY INDUSTRIAL GROUP - PUBLIC AND PRIVATE  
1997/1998 (1990 E.F.Y) - 2001/2002 (1994 E.F.Y)

TABLE 5.3

INDUSTRIAL GROUP	NUMBER OF EMPLOYEES				
	1990	1991	1992	1993	1994
MANUFACTURE OF FOOD PRODUCTS AND BEVERAGES.....	25,720	26,893	28,324	27,260	28,860
Production, processing and preserving of meat, fruit and vegetables .....	2,492	2,991	3,547	2,888	2,231
Manufacture of vegetable and animal oils and fats...	1,639	1,674	1,460	1,307	1,175
Manufacture of dairy products .....	264	245	245	435	648
Manufacture of grain mill products .....	3,112	3,296	3,468	3,295	3,601
Manufacture of prepared animal feeds .....	205	190	181	177	162
Manufacture of bakery products .....	2,937	3,365	3,441	3,509	3,926
Manufacture of sugar and sugar confectionery .....	5,689	6,107	6,469	6,113	6,916
Manufacture of macaroni and spaghetti.....	520	458	427	435	476
Manufacture of food products n.e.c. ....	697	821	794	835	809
Distilling, rectifying and blending of spirits .....	853	744	684	1,019	885
Manufacture of wines .....	687	587	566	588	534
Manufacture of malt liquors and malt .....	2,844	2,830	2,921	2,784	3,449
Manufacture of soft drinks & production of mineral waters .....	3,781	3,585	4,121	3,875	4,048
MANUFACTURE OF TOBACCO PRODUCTS .....	898	873	854	822	792
Manufacture of tobacco products.....	898	873	854	822	792
MANUFACTURE OF TEXTILES .....	25,093	25,659	23,747	24,284	22,373
Spinning, weaving and finishing of textiles .....	22,211	22,767	20,948	21,345	19,807
Manufacture of cordage, rope, twine and netting ....	2,698	2,669	2,663	2,766	2,394
Knitting mills .....	184	223	136	173	172
MANUFACTURE OF WEARING APPAREL, EXCEPT FUR APPAREL....	4,190	3,845	3,752	3,720	3,681
Manufacture of wearing apparel except fur apparel...	4,190	3,845	3,752	3,720	3,681
TANNING AND DRESSING OF LEATHER; MANUFACTURE OF FOOTWEAR, LUGGAGE AND HANDBAGS .....	7,589	7,183	6,989	7,040	6,740
Tanning and dressing of leather, luggage and handbags	3,735	3,607	3,594	3,742	3,608
Manufacture of footwear.....	3,854	3,576	3,395	3,298	3,132
MANUFACTURE OF WOOD AND OF PRODUCTS OF WOOD AND CORK, EXCEPT FURNITURE .....	1,305	1,200	1,124	1,033	1,313
Manufacture of wood and of products of wood and cork, except furniture.....	1,305	1,200	1,124	1,033	1,313
MANUFACTURE OF PAPER, PAPER PRODUCTS AND PRINTING.....	5,554	5,497	5,888	5,519	6,142
Manufacture of paper and paper products.....	1,420	1,371	1,669	1,357	1,566
Publishing and printing services.....	4,134	4,126	4,219	4,162	4,576
MANUFACTURE OF CHEMICALS AND CHEMICAL PRODUCTS.....	4,138	3,938	4,287	4,069	5,072
Manufacture of basic chemicals, except fertilizers and nitrogen compounds.....	1,116	1,101	992	1,113	1,436
Manufacture of paints, varnishes and mastics .....	455	520	548	510	581

NUMBER OF EMPLOYEES BY INDUSTRIAL GROUP - PUBLIC AND PRIVATE  
1997/1998 (1990 E.F.Y) - 2001/2002 (1994 E.F.Y)

TABLE 5.3 (Contd..)

INDUSTRIAL GROUP	NUMBER OF EMPLOYEES				
	1990	1991	1992	1993	1994
Manufacture of pharmaceuticals, medicinal chemicals and botanical products.....	977	923	1,080	1,045	1,089
Manufacture of soap and detergents cleaning and polishing, perfumes and toilet preparations.....	1,333	1,213	1,509	1,194	1,712
Manufacture of chemical products n.e.c. ....	257	181	158	207	254
MANUFACTURE OF RUBBER AND PLASTIC PRODUCTS.....	3,082	3,027	3,144	3,401	4,326
Manufacture of rubber products.....	1,103	970	974	999	1,071
Manufacture of plastic products.....	1,979	2,057	2,170	2,402	3,255
MANUFACTURE OF OTHER NON-METALLIC MINERAL PRODUCTS ...	7,229	6,864	7,269	7,328	8,232
Manufacture of glass and glass products.....	654	547	542	457	430
Manufacture of structural clay products .....	489	446	515	695	702
Manufacture of cement, lime and plaster .....	1,907	1,845	1,891	1,932	2,558
Manufacture of articles of concrete, cement and plaster .....	2,445	2,394	2,732	2,593	2,303
Manufacture of non-metallic mineral products n.e.c..	1,734	1,632	1,589	1,651	2,239
MANUFACTURE OF BASIC IRON AND STEEL.....	1,138	1,117	1,164	1,100	1,448
Manufacture of basic iron and steel.....	1,138	1,117	1,164	1,100	1,448
MANUFACTURE OF FABRICATED METAL PRODUCTS EXCEPT MACHINERY AND EQUIPMENT .....	1,887	1,993	2,482	2,477	2,740
Manufacture of structural metal products, tanks, reservoirs and containers of metal .....	454	540	661	591	676
Manufacture of cutlery, hand tools and general hardware .....	515	485	530	378	638
Manufacture of other fabricated metal products .....	918	968	1,291	1,508	1,426
MANUFACTURE OF MACHINERY AND EQUIPMENT N.E.C. ....	358	407	275	172	190
Manufacture of pumps, compressors, taps and valves..	-	-	-	-	-
Manufacture of ovens, furnaces and furnace burners..	51	71	64	31	82
Manufacture of other general purpose machinery.....	32	11	10	-	-
Manufacture of machinery for food and beverage processing .....	178	227	192	132	87
Manufacture of accumulators, primary cells and and primary batteries .....	97	98	9	9	21
MANUFACTURE OF MOTOR VEHICLES .....	899	1,160	1,729	1,060	1,082
Manufacture of bodies for motor vehicles.....	861	1,110	1,689	987	1,009
Manufacture of parts and accessories for motor vehicles and their engines.....	38	50	40	73	73
MANUFACTURE OF FURNITURE; MANUFACTURING N.E.C. ....	4,136	4,022	3,979	4,230	5,145
Manufacture of furniture; manufacturing n.e.c.....	4,136	4,022	3,979	4,230	5,145
T O T A L	93,216	93,678	95,007	93,515	98,136

NUMBER OF FEMALE EMPLOYEES BY INDUSTRIAL GROUP - PUBLIC AND PRIVATE  
1997/1998 (1990 E.F.Y) - 2001/2002 (1994 E.F.Y)

TABLE 5.4

INDUSTRIAL GROUP	NUMBER OF FEMALE EMPLOYEES				
	1990	1991	1992	1993	1994
MANUFACTURE OF FOOD PRODUCTS AND BEVERAGES.....	4,895	5,437	5,334	5,545	5,567
Production, processing and preserving of meat, fruit and vegetables .....	676	756	623	594	536
Manufacture of vegetable and animal oils and fats...	219	215	195	176	158
Manufacture of dairy products .....	74	69	69	84	117
Manufacture of grain mill products .....	494	507	571	608	668
Manufacture of prepared animal feeds .....	38	36	29	28	30
Manufacture of bakery products .....	811	1,068	1,012	1,116	1,261
Manufacture of sugar and sugar confectionery .....	322	504	447	476	498
Manufacture of macaroni and spaghetti.....	137	171	152	129	116
Manufacture of food products n.e.c. ....	95	91	99	230	104
Distilling, rectifying and blending of spirits ....	335	297	295	333	361
Manufacture of wines .....	212	193	188	221	171
Manufacture of malt liquors and malt .....	640	625	685	587	628
Manufacture of soft drinks & production of mineral waters .....	842	905	969	963	919
MANUFACTURE OF TOBACCO PRODUCTS .....	349	341	344	333	327
Manufacture of tobacco products.....	349	341	344	333	327
MANUFACTURE OF TEXTILES .....	10,784	10,567	8,716	9,598	9,114
Spinning, weaving and finishing of textiles .....	9,585	9,411	7,659	8,464	8,030
Manufacture of cordage, rope, twine and netting ....	1,108	1,058	974	1,031	1,010
Knitting mills .....	91	98	83	103	74
MANUFACTURE OF WEARING APPAREL, EXCEPT FUR APPAREL....	2,507	2,529	2,309	2,414	2,483
Manufacture of wearing apparel except fur apparel...	2,507	2,529	2,309	2,414	2,483
TANNING AND DRESSING OF LEATHER; MANUFACTURE OF FOOTWEAR, LUGGAGE AND HANDBAGS .....	2,233	2,164	2,061	2,040	1,909
Tanning and dressing of leather, luggage and handbags .....	707	717	712	725	744
Manufacture of footwear.....	1,526	1,447	1,349	1,315	1,165
MANUFACTURE OF WOOD AND OF PRODUCTS OF WOOD AND CORK, EXCEPT FURNITURE .....	234	208	198	188	216
Manufacture of wood and of products of wood and cork, except furniture.....	234	208	198	188	216
MANUFACTURE OF PAPER, PAPER PRODUCTS AND PRINTING.....	2,075	2,097	2,134	2,080	2,316
Manufacture of paper and paper products.....	485	470	445	440	444
Publishing and printing services.....	1,590	1,627	1,689	1,640	1,872
MANUFACTURE OF CHEMICALS AND CHEMICAL PRODUCTS.....	1,234	1,079	1,221	1,257	1,361
Manufacture of basic chemicals, except fertilizers and nitrogen compounds.....	116	106	101	102	121
Manufacture of paints, varnishes and mastics .....	93	104	113	108	129

NUMBER OF FEMALE EMPLOYEES BY INDUSTRIAL GROUP - PUBLIC AND PRIVATE  
1997/1998 (1990 E.F.Y) - 2001/2002 (1994 E.F.Y)

TABLE 5.4 (Contd..)

INDUSTRIAL GROUP	NUMBER OF FEMALE EMPLOYEES				
	1990	1991	1992	1993	1994
Manufacture of pharmaceuticals, medicinal chemicals and botanical products.....	542	420	557	586	500
Manufacture of soap and detergents cleaning and polishing, perfumes and toilet preparations.....	390	368	376	366	507
Manufacture of chemical products n.e.c. ....	93	81	74	95	104
MANUFACTURE OF RUBBER AND PLASTIC PROCDUCTS.....	825	843	779	940	1,238
Manufacture of rubber products.....	128	118	128	135	165
Manufacture of plastic products.....	697	725	651	805	1,073
MANUFACTURE OF OTHER NON-METALLIC MINERAL PRODUCTS ...	956	934	984	943	974
Manufacture of glass and glass products.....	144	148	124	80	84
Manufacture of structural clay products .....	76	87	76	116	93
Manufacture of cement, lime and plaster .....	175	177	179	181	206
Manufacture of articles of concrete, cement and plaster .....	292	253	318	289	269
Manufacture of non-metallic mineral products n.e.c..	269	269	287	277	322
MANUFACTURE OF BASIC IRON AND STEEL.....	114	120	135	153	210
Manufacture of basic iron and steel.....	114	120	135	153	210
MANUFACTURE OF FABRICATED METAL PRODUCTS EXCEPT MACHINERY AND EQUIPMENT .....	300	303	362	342	444
Manufacture of structural metal products, tanks, reservoirs and containers of metal .....	30	42	61	55	66
Manufacture of cutlery, hand tools and general hardware .....	98	104	108	78	128
Manufacture of other fabricated metal products.....	172	157	193	209	250
MANUFACTURE OF MACHINERY AND EQUIPMENT N.E.C. ....	36	41	19	13	21
Manufacture of pumps, compressors, taps and valves..	-	-	-	-	-
Manufacture of ovens, furnaces and furnace burners..	4	8	7	4	13
Manufacture of other general purpose machinery.....	6	-	-	-	-
Manufacture of machinery for food and beverage processing .....	11	18	11	8	7
Manufacture of accumulators, primary cells and and primary batteries .....	15	15	1	1	1
MANUFACTURE OF MOTOR VEHICLES .....	94	99	149	115	144
Manufacture of bodies for motor vehicles.....	90	91	144	103	132
Manufacture of parts and accessories for motor vehicles and their engines.....	4	8	5	12	12
MANUFACTURE OF FURNITURE; MANUFACTURING N.E.C. ....	541	546	570	549	610
Manufacture of furniture; manufacturing n.e.c.....	541	546	570	549	610
T O T A L	27,177	27,308	25,315	26,510	26,934



WAGES AND SALARIES PAID BY INDUSTRIAL GROUP - PUBLIC AND PRIVATE  
1997/1998 (1990 E.F.Y) - 2001/2002 (1994 E.F.Y)

TABLE 5.5

(IN '000 BIRR)

INDUSTRIAL GROUP	WAGES AND SALARIES				
	1990	1991	1992	1993	1994
MANUFACTURE OF FOOD PRODUCTS AND BEVERAGES.....	160,217	180,392	197,465	218,691	269,470
Production, processing and preserving of meat, fruit and vegetables .....	8,566	12,575	19,224	15,659	17,105
Manufacture of vegetable and animal oils and fats...	6,960	8,138	7,815	7,686	7,729
Manufacture of dairy products .....	877	865	862	1,741	3,377
Manufacture of grain mill products .....	16,936	18,748	19,960	21,148	21,447
Manufacture of prepared animal feeds .....	744	705	749	910	705
Manufacture of bakery products .....	11,088	13,506	16,111	17,502	17,520
Manufacture of sugar and sugar confectionery .....	47,805	55,694	56,785	63,598	85,650
Manufacture of macaroni and spaghetti.....	3,314	2,687	3,339	3,475	3,528
Manufacture of food products n.e.c. ....	3,309	3,551	3,393	4,089	4,695
Distilling, rectifying and blending of spirits .....	6,500	5,854	5,542	7,707	9,294
Manufacture of wines .....	4,405	3,396	3,489	4,197	3,795
Manufacture of malt liquors and malt .....	24,546	30,064	30,428	36,175	41,141
Manufacture of soft drinks & production of mineral waters .....	25,167	24,611	29,769	34,802	53,485
MANUFACTURE OF TOBACCO PRODUCTS .....	9,034	9,793	9,821	11,401	13,692
Manufacture of tobacco products.....	9,034	9,793	9,821	11,401	13,692
MANUFACTURE OF TEXTILES .....	99,363	100,266	111,735	113,574	119,311
Spinning, weaving and finishing of textiles .....	87,518	88,543	99,828	100,654	106,879
Manufacture of cordage, rope, twine and netting ....	11,401	11,181	11,595	12,582	12,121
Knitting mills .....	443	542	312	338	311
MANUFACTURE OF WEARING APPAREL, EXCEPT FUR APPAREL....	15,633	14,586	15,248	16,454	16,707
Manufacture of wearing apparel except fur apparel...	15,633	14,586	15,248	16,454	16,707
TANNING AND DRESSING OF LEATHER; MANUFACTURE OF FOOTWEAR, LUGGAGE AND HANDBAGS .....	45,775	53,085	52,932	60,302	61,145
Tanning and dressing of leather, luggage and handbags	25,950	31,647	32,253	38,274	43,644
Manufacture of footwear.....	19,825	21,438	20,680	22,028	17,501
MANUFACTURE OF WOOD AND OF PRODUCTS OF WOOD AND CORK, EXCEPT FURNITURE .....	7,480	7,489	6,802	6,567	7,312
Manufacture of wood and of products of wood and cork, except furniture.....	7,480	7,489	6,802	6,567	7,312
MANUFACTURE OF PAPER, PAPER PRODUCTS AND PRINTING.....	39,731	40,247	42,322	47,259	52,577
Manufacture of paper and paper products.....	9,881	9,863	10,648	11,264	12,090
Publishing and printing services.....	29,850	30,384	31,674	35,996	40,487
MANUFACTURE OF CHEMICALS AND CHEMICAL PRODUCTS.....	22,710	25,423	27,883	29,314	37,282
Manufacture of basic chemicals, except fertilizers and nitrogen compounds.....	6,639	6,770	5,315	6,754	9,986
Manufacture of paints, varnishes and mastics .....	3,717	3,982	4,215	4,068	5,149

WAGES AND SALARIES PAID BY INDUSTRIAL GROUP - PUBLIC AND PRIVATE  
1997/1998 (1990 E.F.Y) - 2001/2002 (1994 E.F.Y)

TABLE 5.5 (Contd..)

(IN '000 BIRR)

INDUSTRIAL GROUP	WAGES AND SALARIES				
	1990	1991	1992	1993	1994
Manufacture of pharmaceuticals, medicinal chemicals and botanical products.....	4,341	7,127	9,183	9,368	11,626
Manufacture of soap and detergents cleaning and polishing, perfumes and toilet preparations.....	6,346	6,592	8,280	8,150	8,662
Manufacture of chemical products n.e.c. ....	1,667	953	889	974	1,860
MANUFACTURE OF RUBBER AND PLASTIC PRODUCTS.....	20,572	22,242	24,532	28,202	32,191
Manufacture of rubber products.....	10,129	10,321	11,629	13,811	13,903
Manufacture of plastic products.....	10,443	11,921	12,904	14,391	18,288
MANUFACTURE OF OTHER NON-METALLIC MINERAL PRODUCTS ...	36,756	41,599	48,037	53,770	57,176
Manufacture of glass and glass products.....	3,529	3,109	3,534	3,165	2,982
Manufacture of structural clay products .....	2,296	2,218	2,284	2,882	3,101
Manufacture of cement, lime and plaster .....	14,892	18,088	21,305	24,963	25,175
Manufacture of articles of concrete, cement and plaster .....	8,918	9,884	10,157	11,744	10,569
Manufacture of non-metallic mineral products n.e.c..	7,121	8,300	10,758	11,016	15,350
MANUFACTURE OF BASIC IRON AND STEEL.....	10,591	10,586	11,788	14,034	16,829
Manufacture of basic iron and steel.....	10,591	10,586	11,788	14,034	16,829
MANUFACTURE OF FABRICATED METAL PRODUCTS EXCEPT MACHINERY AND EQUIPMENT .....	11,989	12,133	15,460	19,453	20,182
Manufacture of structural metal products, tanks, reservoirs and containers of metal .....	2,171	2,341	3,568	3,608	3,697
Manufacture of cutlery, hand tools and general hardware .....	2,741	2,589	2,807	2,885	3,591
Manufacture of other fabricated metal products .....	7,078	7,203	9,085	12,960	12,895
MANUFACTURE OF MACHINERY AND EQUIPMENT N.E.C. ....	1,424	1,720	1,216	998	1,051
Manufacture of pumps, compressors, taps and valves..	-	-	-	-	-
Manufacture of ovens, furnaces and furnace burners..	164	187	174	176	361
Manufacture of other general purpose machinery.....	75	40	36	-	-
Manufacture of machinery for food and beverage processing .....	659	964	980	796	612
Manufacture of accumulators, primary cells and and primary batteries .....	526	529	26	26	77
MANUFACTURE OF MOTOR VEHICLES .....	8,631	10,812	14,996	14,931	13,023
Manufacture of bodies for motor vehicles.....	8,389	10,542	14,804	14,262	12,354
Manufacture of parts and accessories for motor vehicles and their engines.....	242	270	192	669	669
MANUFACTURE OF FURNITURE; MANUFACTURING N.E.C. ....	20,349	21,603	21,743	22,263	25,414
Manufacture of furniture; manufacturing n.e.c.....	20,349	21,603	21,743	22,263	25,414
T O T A L	510,256	551,975	601,980	657,214	743,362

GROSS VALUE OF PRODUCTION BY INDUSTRIAL GROUP - PUBLIC AND PRIVATE  
1997/1998 (1990 E.F.Y) - 2001/2002 (1994 E.F.Y)

TABLE 5.6

(IN '000 BIRR)

INDUSTRIAL GROUP	GROSS VALUE OF PRODUCTION				
	1990	1991	1992	1993	1994
MANUFACTURE OF FOOD PRODUCTS AND BEVERAGES.....	2,532,706	2,991,581	3,337,178	3,335,537	3,136,320
Production, processing and preserving of meat, fruit and vegetables .....	52,735	226,630	244,716	146,628	110,546
Manufacture of vegetable and animal oils and fats...	85,158	89,446	101,120	108,362	81,450
Manufacture of dairy products .....	12,340	12,436	13,566	33,215	40,439
Manufacture of grain mill products .....	353,504	442,846	529,719	417,681	363,751
Manufacture of prepared animal feeds .....	3,919	4,315	6,544	5,794	4,230
Manufacture of bakery products .....	154,583	231,680	296,766	236,828	204,254
Manufacture of sugar and sugar confectionery .....	765,417	927,516	982,298	1,062,274	887,507
Manufacture of macaroni and spaghetti.....	80,034	87,070	104,060	99,495	77,905
Manufacture of food products n.e.c. ....	102,391	46,763	54,349	64,775	62,145
Distilling, rectifying and blending of spirits .....	73,330	59,354	58,803	68,359	70,810
Manufacture of wines .....	18,693	16,822	18,826	23,783	26,650
Manufacture of malt liquors and malt .....	497,330	528,500	570,472	658,799	686,414
Manufacture of soft drinks & production of mineral waters .....	333,273	318,203	355,941	409,543	520,220
MANUFACTURE OF TOBACCO PRODUCTS .....	243,776	252,929	261,542	250,417	256,768
Manufacture of tobacco products.....	243,776	252,929	261,542	250,417	256,768
MANUFACTURE OF TEXTILES .....	592,081	631,850	603,331	699,914	675,447
Spinning, weaving and finishing of textiles .....	526,347	574,611	547,241	650,458	620,033
Manufacture of cordage, rope, twine and netting ....	62,328	53,018	54,555	46,154	53,643
Knitting mills .....	3,407	4,221	1,534	3,303	1,771
MANUFACTURE OF WEARING APPAREL, EXCEPT FUR APPAREL....	54,904	57,947	62,660	55,721	57,565
Manufacture of wearing apparel except fur apparel....	54,904	57,947	62,660	55,721	57,565
TANNING AND DRESSING OF LEATHER; MANUFACTURE OF FOOTWEAR, LUGGAGE AND HANDBAGS .....	652,487	565,694	591,316	840,039	825,313
Tanning and dressing of leather, luggage and handbags	478,300	369,471	386,173	625,046	627,354
Manufacture of footwear.....	174,187	196,224	205,143	214,993	197,959
MANUFACTURE OF WOOD AND OF PRODUCTS OF WOOD AND CORK, EXCEPT FURNITURE .....	40,954	36,502	34,282	40,402	41,227
Manufacture of wood and of products of wood and cork, except furniture.....	40,954	36,502	34,282	40,402	41,227
MANUFACTURE OF PAPER, PAPER PRODUCTS AND PRINTING.....	291,224	288,047	344,234	379,180	431,230
Manufacture of paper and paper products.....	112,105	88,508	112,440	142,204	141,172
Publishing and printing services.....	167,119	199,540	231,795	236,975	290,058
MANUFACTURE OF CHEMICALS AND CHEMICAL PRODUCTS.....	472,468	396,340	464,491	501,723	513,493
Manufacture of basic chemicals, except fertilizers and nitrogen compounds.....	32,101	31,368	26,025	51,925	49,671
Manufacture of paints, varnishes and mastics .....	103,616	108,676	119,372	119,724	147,504

GROSS VALUE OF PRODUCTION BY INDUSTRIAL GROUP - PUBLIC AND PRIVATE  
1997/1998 (1990 E.F.Y) - 2001/2002 (1994 E.F.Y)

(IN '000 BIRR)

TABLE 5.6 (Contd..)

INDUSTRIAL GROUP	GROSS VALUE OF PRODUCTION				
	1990	1991	1992	1993	1994
Manufacture of pharmaceuticals, medicinal chemicals and botanical products.....	188,277	112,450	117,053	103,938	112,612
Manufacture of soap and detergents cleaning and polishing, perfumes and toilet preparations.....	128,998	128,406	188,224	214,647	191,919
Manufacture of chemical products n.e.c. ....	19,476	15,440	13,818	11,488	11,786
MANUFACTURE OF RUBBER AND PLASTIC PRODUCTS.....	314,128	340,870	380,583	439,056	467,137
Manufacture of rubber products.....	161,080	154,936	195,527	208,481	218,907
Manufacture of plastic products.....	153,048	185,934	185,056	230,575	248,230
MANUFACTURE OF OTHER NON-METALLIC MINERAL PRODUCTS ...	550,963	567,810	599,285	635,520	694,410
Manufacture of glass and glass products.....	32,412	26,182	23,522	22,181	23,741
Manufacture of structural clay products .....	12,344	12,130	12,385	15,473	17,318
Manufacture of cement, lime and plaster .....	377,108	383,112	406,813	447,845	500,569
Manufacture of articles of concrete, cement and plaster .....	55,119	75,709	73,990	79,149	70,004
Manufacture of non-metallic mineral products n.e.c..	73,980	70,676	82,575	70,872	82,779
MANUFACTURE OF BASIC IRON AND STEEL.....	285,751	210,631	235,494	403,739	454,473
Manufacture of basic iron and steel.....	285,751	210,631	235,494	403,739	454,473
MANUFACTURE OF FABRICATED METAL PRODUCTS EXCEPT MACHINERY AND EQUIPMENT .....	81,417	87,468	116,106	151,369	163,022
Manufacture of structural metal products, tanks, reservoirs and containers of metal .....	13,085	16,246	24,523	22,593	22,924
Manufacture of cutlery, hand tools and general hardware .....	13,400	15,427	15,561	17,212	35,511
Manufacture of other fabricated metal products .....	54,932	55,795	76,021	111,564	104,587
MANUFACTURE OF MACHINERY AND EQUIPMENT N.E.C. ....	7,138	6,530	6,121	5,508	6,026
Manufacture of pumps, compressors, taps and valves..	923	1,106	1,345	859	2,999
Manufacture of ovens, furnaces and furnace burners..	324	98	205	-	-
Manufacture of other general purpose machinery.....	-	-	-	-	-
Manufacture of machinery for food and beverage processing .....	5,079	4,521	4,419	4,498	1,774
Manufacture of accumulators, primary cells and and primary batteries .....	811	805	151	151	1,253
MANUFACTURE OF MOTOR VEHICLES .....	155,871	720,106	965,004	567,502	228,586
Manufacture of bodies for motor vehicles.....	154,874	716,558	962,153	565,182	226,267
Manufacture of parts and accessories for motor vehicles and their engines.....	997	3,548	2,851	2,320	2,320
MANUFACTURE OF FURNITURE; MANUFACTURING N.E.C. ....	117,337	118,023	127,430	117,704	140,720
Manufacture of furniture; manufacturing n.e.c.....	117,337	118,023	127,430	117,704	140,720
T O T A L	6,393,206	7,272,328	8,129,056	8,423,332	8,091,737

CENSUS VALUE ADDED (AT MARKET PRICE) BY INDUSTRIAL GROUP - PUBLIC AND PRIVATE  
1997/1998 (1990 E.F.Y) - 2001/2002 (1994 E.F.Y)

TABLE 5.7

I N D U S T R I A L   G R O U P	CENSUS VALUE ADDED (AT MARKET PRICE)				(IN '000 BIRR)
	1990	1991	1992	1993	1994
MANUFACTURE OF FOOD PRODUCTS AND BEVERAGES.....	1,516,340	1,718,746	1,896,800	2,009,198	1,917,820
Production, processing and preserving of meat, fruit and vegetables .....	26,967	108,668	119,814	72,013	55,130
Manufacture of vegetable and animal oils and fats.....	17,905	25,910	25,138	29,709	24,287
Manufacture of dairy products .....	5,872	5,998	6,367	15,626	20,411
Manufacture of grain mill products .....	64,534	76,503	101,019	72,404	104,157
Manufacture of prepared animal feeds .....	1,667	2,133	2,461	2,148	2,059
Manufacture of bakery products .....	43,828	72,927	93,345	85,459	75,075
Manufacture of sugar and sugar confectionery .....	629,328	713,822	772,249	862,938	677,946
Manufacture of macaroni and spaghetti.....	45,460	28,874	38,698	34,327	28,719
Manufacture of food products n.e.c. ....	40,416	21,746	20,735	30,400	31,431
Distilling, rectifying and blending of spirits .....	48,165	50,218	49,359	56,095	58,167
Manufacture of wines .....	12,763	11,767	13,924	15,750	18,237
Manufacture of malt liquors and malt .....	362,582	386,327	408,830	483,055	492,032
Manufacture of soft drinks & production of mineral waters .....	216,753	213,854	244,861	249,274	330,169
MANUFACTURE OF TOBACCO PRODUCTS .....	177,383	176,351	180,747	156,965	160,644
Manufacture of tobacco products.....	177,383	176,351	180,747	156,965	160,644
MANUFACTURE OF TEXTILES .....	215,421	229,346	237,042	266,988	231,930
Spinning, weaving and finishing of textiles .....	181,311	198,081	208,541	244,593	207,840
Manufacture of cordage, rope, twine and netting .....	32,666	29,459	27,690	21,513	23,276
Knitting mills .....	1,444	1,806	812	882	814
MANUFACTURE OF WEARING APPAREL, EXCEPT FUR APPAREL.....	18,427	22,979	27,714	24,347	27,855
Manufacture of wearing apparel except fur apparel.....	18,427	22,979	27,714	24,347	27,855
TANNING AND DRESSING OF LEATHER; MANUFACTURE OF FOOTWEAR, LUGGAGE AND HANDBAGS .....	167,355	218,394	180,879	192,989	224,597
Tanning and dressing of leather, luggage and handbags .....	100,373	142,749	107,032	120,372	147,300
Manufacture of footwear.....	66,982	75,645	73,847	72,616	77,297
MANUFACTURE OF WOOD AND OF PRODUCTS OF WOOD AND CORK, EXCEPT FURNITURE .....	24,503	20,588	20,057	25,913	24,002
Manufacture of wood and of products of wood and cork, except furniture.....	24,503	20,588	20,057	25,913	24,002
MANUFACTURE OF PAPER, PAPER PRODUCTS AND PRINTING.....	138,796	135,199	171,170	179,892	204,257
Manufacture of paper and paper products.....	47,290	29,590	47,493	53,074	42,635
Publishing and printing services.....	91,506	105,609	123,677	126,818	161,622
MANUFACTURE OF CHEMICALS AND CHEMICAL PRODUCTS.....	219,672	141,861	180,867	185,492	205,150
Manufacture of basic chemicals, except fertilizers and nitrogen compounds.....	17,019	18,165	15,736	26,404	28,252
Manufacture of paints, varnishes and mastics .....	44,293	39,807	44,309	42,999	58,202

CENSUS VALUE ADDED (AT MARKET PRICE) BY INDUSTRIAL GROUP - PUBLIC AND PRIVATE  
1997/1998 (1990 E.F.Y) - 2001/2002 (1994 E.F.Y)

(IN '000 BIRR)

TABLE 5.7 (Contd..)

INDUSTRIAL GROUP	CENSUS VALUE ADDED (AT MARKET PRICE)				
	1990	1991	1992	1993	1994
Manufacture of pharmaceuticals, medicinal chemicals and botanical products.....	106,342	36,265	50,651	35,211	46,306
Manufacture of soap and detergents cleaning and polishing, perfumes and toilet preparations.....	45,619	41,406	64,627	76,697	68,098
Manufacture of chemical products n.e.c. ....	6,400	6,217	5,544	4,181	4,292
MANUFACTURE OF RUBBER AND PLASTIC PRODUCTS.....	126,576	158,017	171,515	194,462	228,387
Manufacture of rubber products.....	64,045	77,403	95,393	93,508	122,504
Manufacture of plastic products.....	62,532	80,615	76,122	100,954	105,883
MANUFACTURE OF OTHER NON-METALLIC MINERAL PRODUCTS ...	281,269	273,074	301,200	333,838	362,109
Manufacture of glass and glass products.....	23,118	17,026	16,233	14,519	16,084
Manufacture of structural clay products .....	6,516	6,337	6,519	9,629	10,956
Manufacture of cement, lime and plaster .....	186,183	177,331	199,116	238,319	258,203
Manufacture of articles of concrete, cement and plaster .....	30,087	36,356	34,913	37,211	34,713
Manufacture of non-metallic mineral products n.e.c..	35,365	36,025	44,419	34,161	42,154
MANUFACTURE OF BASIC IRON AND STEEL.....	81,607	65,558	79,760	103,535	135,127
Manufacture of basic iron and steel.....	81,607	65,558	79,760	103,535	135,127
MANUFACTURE OF FABRICATED METAL PRODUCTS EXCEPT MACHINERY AND EQUIPMENT .....	37,338	42,156	52,685	64,035	73,847
Manufacture of structural metal products, tanks, reservoirs and containers of metal .....	5,246	6,603	10,304	9,716	11,919
Manufacture of cutlery, hand tools and general hardware .....	6,404	6,414	6,305	7,844	13,316
Manufacture of other fabricated metal products .....	25,687	29,139	36,076	46,474	48,612
MANUFACTURE OF MACHINERY AND EQUIPMENT N.E.C. ....	3,409	3,150	2,914	2,996	2,677
Manufacture of pumps, compressors, taps and valves..	-	-	-	-	-
Manufacture of ovens, furnaces and furnace burners..	441	438	641	385	1,371
Manufacture of other general purpose machinery.....	167	62	87	-	-
Manufacture of machinery for food and beverage processing .....	2,433	2,285	2,107	2,531	1,247
Manufacture of accumulators, primary cells and and primary batteries .....	368	365	79	79	58
MANUFACTURE OF MOTOR VEHICLES .....	34,011	128,858	265,749	163,768	80,258
Manufacture of bodies for motor vehicles.....	33,498	125,779	263,390	162,302	78,792
Manufacture of parts and accessories for motor vehicles and their engines.....	513	3,080	2,358	1,466	1,466
MANUFACTURE OF FURNITURE; MANUFACTURING N.E.C. ....	61,864	58,167	61,323	57,967	69,661
Manufacture of furniture; manufacturing n.e.c.....	61,864	58,167	61,323	57,967	69,661
T O T A L	3,103,970	3,392,445	3,830,422	3,962,384	3,948,321

CENSUS VALUE ADDED (AT FACTOR COST) BY INDUSTRIAL GROUP - PUBLIC AND PRIVATE  
1997/1998 (1990 E.F.Y) - 2001/2002 (1994 E.F.Y)

TABLE 5.8

(IN '000 BIRR)

INDUSTRIAL GROUP	CENSUS VALUE ADDED (AT FACTOR COST)				
	1990	1991	1992	1993	1994
MANUFACTURE OF FOOD PRODUCTS AND BEVERAGES.....	675,490	1,150,186	1,323,604	1,447,333	1,354,682
Production, processing and preserving of meat, fruit and vegetables .....	22,684	87,014	101,394	62,961	50,674
Manufacture of vegetable and animal oils and fats...	12,254	18,291	18,353	23,627	16,689
Manufacture of dairy products .....	5,290	5,278	5,824	14,077	18,497
Manufacture of grain mill products .....	50,350	56,784	78,321	54,360	88,965
Manufacture of prepared animal feeds .....	1,485	1,935	2,161	1,995	1,739
Manufacture of bakery products .....	36,688	62,148	76,826	72,012	65,112
Manufacture of sugar and sugar confectionery .....	219,074	581,846	584,484	684,818	527,497
Manufacture of macaroni and spaghetti.....	37,931	20,342	29,475	24,098	26,665
Manufacture of food products n.e.c. ....	34,469	19,194	18,756	27,709	27,130
Distilling, rectifying and blending of spirits .....	26,700	28,543	26,005	28,931	30,067
Manufacture of wines .....	7,209	8,376	9,401	9,231	10,657
Manufacture of malt liquors and malt .....	127,603	150,983	249,145	300,991	299,911
Manufacture of soft drinks & production of mineral waters .....	93,752	109,453	123,458	142,524	191,080
MANUFACTURE OF TOBACCO PRODUCTS .....	103,103	98,657	112,206	71,236	108,363
Manufacture of tobacco products.....	103,103	98,657	112,206	71,236	108,363
MANUFACTURE OF TEXTILES .....	149,408	151,265	163,193	185,853	148,504
Spinning, weaving and finishing of textiles .....	121,749	125,944	140,137	170,175	130,098
Manufacture of cordage, rope, twine and netting ....	26,405	23,815	22,374	15,122	17,749
Knitting mills .....	1,254	1,506	681	556	657
MANUFACTURE OF WEARING APPAREL, EXCEPT FUR APPAREL....	13,431	18,673	21,593	19,389	21,563
Manufacture of wearing apparel except fur apparel...	13,431	18,673	21,593	19,389	21,563
TANNING AND DRESSING OF LEATHER; MANUFACTURE OF FOOTWEAR, LUGGAGE AND HANDBAGS .....	140,404	177,500	143,639	153,376	186,317
Tanning and dressing of leather, luggage and handbags .....	89,309	121,214	91,111	100,298	130,799
Manufacture of footwear.....	51,095	56,286	52,528	53,078	55,518
MANUFACTURE OF WOOD AND OF PRODUCTS OF WOOD AND CORK, EXCEPT FURNITURE .....	20,950	17,262	16,300	20,876	19,524
Manufacture of wood and of products of wood and cork, except furniture.....	20,950	17,262	16,300	20,876	19,524
MANUFACTURE OF PAPER, PAPER PRODUCTS AND PRINTING.....	123,150	124,522	149,400	157,609	167,579
Manufacture of paper and paper products.....	38,554	26,615	35,999	40,165	31,245
Publishing and printing services.....	84,596	97,906	113,401	117,443	136,333
MANUFACTURE OF CHEMICALS AND CHEMICAL PRODUCTS.....	186,275	109,490	138,810	140,792	157,901
Manufacture of basic chemicals, except fertilizers and nitrogen compounds.....	13,858	14,163	13,707	22,400	23,942
Manufacture of paints, varnishes and mastics .....	33,637	29,849	31,739	29,975	39,672

CENSUS VALUE ADDED (AT FACTOR COST) BY INDUSTRIAL GROUP - PUBLIC AND PRIVATE  
1997/1998 (1990 E.F.Y) - 2001/2002 (1994 E.F.Y)

(IN '000 BIRR)

TABLE 5.8 (Contd..)

INDUSTRIAL GROUP	CENSUS VALUE ADDED (AT FACTOR COST)				
	1990	1991	1992	1993	1994
Manufacture of pharmaceuticals, medicinal chemicals and botanical products.....	100,845	31,037	45,552	29,685	41,773
Manufacture of soap and detergents cleaning and polishing, perfumes and toilet preparations.....	33,557	29,590	43,409	55,836	49,202
Manufacture of chemical products n.e.c. ....	4,378	4,852	4,404	2,896	3,312
MANUFACTURE OF RUBBER AND PLASTIC PRODUCTS.....	94,956	118,597	127,572	161,792	165,632
Manufacture of rubber products.....	47,495	58,866	74,543	90,582	86,178
Manufacture of plastic products.....	47,461	59,732	53,029	71,211	79,454
MANUFACTURE OF OTHER NON-METALLIC MINERAL PRODUCTS ...	226,258	222,221	237,615	265,138	276,181
Manufacture of glass and glass products.....	20,140	14,926	14,028	12,200	13,317
Manufacture of structural clay products .....	5,369	5,203	5,357	6,689	7,709
Manufacture of cement, lime and plaster .....	145,411	136,637	153,348	189,415	193,337
Manufacture of articles of concrete, cement and plaster .....	27,129	33,094	29,062	31,044	29,253
Manufacture of non-metallic mineral products n.e.c..	28,209	32,360	35,821	25,789	32,566
MANUFACTURE OF BASIC IRON AND STEEL.....	49,405	41,793	53,790	56,742	80,785
Manufacture of basic iron and steel.....	49,405	41,793	53,790	56,742	80,785
MANUFACTURE OF FABRICATED METAL PRODUCTS EXCEPT MACHINERY AND EQUIPMENT .....	30,163	33,594	41,183	50,289	54,280
Manufacture of structural metal products, tanks, reservoirs and containers of metal .....	4,595	5,075	7,841	8,038	9,669
Manufacture of cutlery, hand tools and general hardware .....	5,237	5,212	4,717	6,579	8,937
Manufacture of other fabricated metal products .....	20,331	23,306	28,626	35,672	35,674
MANUFACTURE OF MACHINERY AND EQUIPMENT N.E.C. ....	2,968	2,769	2,545	2,708	2,099
Manufacture of pumps, compressors, taps and valves..	384	361	530	299	1,051
Manufacture of ovens, furnaces and furnace burners..	141	52	73	-	-
Manufacture of other general purpose machinery.....	-	-	-	-	-
Manufacture of machinery for food and beverage processing .....	2,178	2,077	1,878	2,346	1,141
Manufacture of accumulators, primary cells and and primary batteries .....	265	279	64	64	-93
MANUFACTURE OF MOTOR VEHICLES .....	28,629	119,602	243,084	136,540	66,354
Manufacture of bodies for motor vehicles.....	28,125	116,527	240,904	135,166	64,981
Manufacture of parts and accessories for motor vehicles and their engines.....	504	3,076	2,181	1,374	1,374
MANUFACTURE OF FURNITURE; MANUFACTURING N.E.C. ....	52,685	49,037	51,919	47,327	57,672
Manufacture of furniture; manufacturing n.e.c.....	52,685	49,037	51,919	47,327	57,672
T O T A L	1,897,276	2,435,169	2,826,454	2,916,999	2,867,436



VALUE ADDED IN THE NATIONAL ACCOUNT CONCEPT (AT MARKET PRICE) BY INDUSTRIAL GROUP - PUBLIC AND PRIVATE  
1997/1998 (1990 E.F.Y) - 2001/2002 (1994 E.F.Y)

TABLE 5.9

(IN '000 BIRR)

INDUSTRIAL GROUP	VALUE ADDED IN THE NATIONAL ACCOUNT CONCEPT (AT MARKET PRICE)				
	1990	1991	1992	1993	1994
MANUFACTURE OF FOOD PRODUCTS AND BEVERAGES.....	1,366,705	1,493,901	1,599,752	1,765,658	1,568,373
Production, processing and preserving of meat, fruit and vegetables .....	20,561	96,387	104,998	59,311	47,373
Manufacture of vegetable and animal oils and fats...	9,584	19,942	19,288	23,186	19,391
Manufacture of dairy products .....	4,686	4,072	5,206	12,202	14,444
Manufacture of grain mill products .....	46,579	60,816	81,754	55,470	84,335
Manufacture of prepared animal feeds .....	1,075	1,435	1,581	1,553	1,404
Manufacture of bakery products .....	39,231	65,092	82,358	69,497	57,990
Manufacture of sugar and sugar confectionery .....	612,187	671,029	691,914	826,251	582,541
Manufacture of macaroni and spaghetti.....	42,379	26,515	35,621	30,060	24,753
Manufacture of food products n.e.c. ....	31,592	17,639	18,181	28,252	26,732
Distilling, rectifying and blending of spirits .....	42,894	45,401	39,878	49,626	53,118
Manufacture of wines .....	10,813	9,151	10,266	13,403	15,675
Manufacture of malt liquors and malt .....	340,388	310,984	329,943	421,891	396,127
Manufacture of soft drinks & production of mineral waters .....	164,735	165,438	178,766	174,956	244,490
MANUFACTURE OF TOBACCO PRODUCTS .....	173,665	159,097	173,453	151,088	142,336
Manufacture of tobacco products.....	173,665	159,097	173,453	151,088	142,336
MANUFACTURE OF TEXTILES .....	190,033	197,646	206,988	221,917	192,713
Spinning, weaving and finishing of textiles .....	159,542	170,118	180,976	201,386	172,845
Manufacture of cordage, rope, twine and netting ....	29,349	25,899	25,335	19,841	19,164
Knitting mills .....	1,142	1,628	677	689	704
MANUFACTURE OF WEARING APPAREL, EXCEPT FUR APPAREL....	11,826	16,579	21,085	18,571	20,440
Manufacture of wearing apparel except fur apparel...	11,826	16,579	21,085	18,571	20,440
TANNING AND DRESSING OF LEATHER; MANUFACTURE OF FOOTWEAR, LUGGAGE AND HANDBAGS .....	135,398	182,338	140,689	152,448	188,737
Tanning and dressing of leather, luggage and handbags	74,984	114,957	76,258	87,256	121,363
Manufacture of footwear.....	60,414	67,381	64,431	65,192	67,374
MANUFACTURE OF WOOD AND OF PRODUCTS OF WOOD AND CORK, EXCEPT FURNITURE .....	20,807	17,321	16,330	21,418	21,329
Manufacture of wood and of products of wood and cork, except furniture.....	20,807	17,321	16,330	21,418	21,329
MANUFACTURE OF PAPER, PAPER PRODUCTS AND PRINTING.....	124,475	118,353	154,368	160,786	182,130
Manufacture of paper and paper products.....	42,688	23,852	42,942	48,105	37,462
Publishing and printing services.....	81,787	94,502	111,427	112,681	144,668
MANUFACTURE OF CHEMICALS AND CHEMICAL PRODUCTS.....	186,373	106,765	159,611	152,735	165,251
Manufacture of basic chemicals, except fertilizers and nitrogen compounds.....	736	7,263	12,643	22,523	24,004
Manufacture of paints, varnishes and mastics .....	40,036	36,398	40,639	39,348	50,263

VALUE ADDED IN THE NATIONAL ACCOUNT CONCEPT (AT MARKET PRICE) BY INDUSTRIAL GROUP - PUBLIC AND PRIVATE  
1997/1998 (1990 E.F.Y) - 2001/2002 (1994 E.F.Y)

(IN '000 BIRR)

TABLE 5.9 (Contd..)

INDUSTRIAL GROUP	VALUE ADDED IN THE NATIONAL ACCOUNT CONCEPT (AT MARKET PRICE)				
	1990	1991	1992	1993	1994
Manufacture of pharmaceuticals, medicinal chemicals and botanical products.....	103,325	28,005	44,791	27,332	37,682
Manufacture of soap and detergents cleaning and polishing, perfumes and toilet preparations.....	37,428	29,602	56,875	60,361	50,396
Manufacture of chemical products n.e.c. ....	4,847	5,497	4,664	3,171	2,906
MANUFACTURE OF RUBBER AND PLASTIC PROCDUCTS.....	110,470	135,686	147,090	167,253	197,430
Manufacture of rubber products.....	55,486	64,434	80,579	76,311	107,722
Manufacture of plastic products.....	54,985	71,252	66,511	90,942	89,708
MANUFACTURE OF OTHER NON-METALLIC MINERAL PRODUCTS ...	242,159	223,823	266,773	273,347	300,623
Manufacture of glass and glass products.....	17,464	15,061	11,533	12,444	14,376
Manufacture of structural clay products .....	5,141	4,994	5,142	8,089	9,203
Manufacture of cement, lime and plaster .....	170,751	154,865	188,741	198,916	220,869
Manufacture of articles of concrete, cement and plaster .....	23,664	28,364	30,129	29,962	27,572
Manufacture of non-metallic mineral products n.e.c..	25,139	20,540	31,228	23,935	28,602
MANUFACTURE OF BASIC IRON AND STEEL.....	74,895	58,561	74,491	94,935	122,554
Manufacture of basic iron and steel.....	74,895	58,561	74,491	94,935	122,554
MANUFACTURE OF FABRICATED METAL PRODUCTS EXCEPT MACHINERY AND EQUIPMENT .....	29,305	34,543	44,145	52,306	63,777
Manufacture of structural metal products, tanks, reservoirs and containers of metal .....	3,528	5,372	8,730	7,850	9,941
Manufacture of cutlery, hand tools and general hardware .....	5,170	5,029	4,990	5,501	10,667
Manufacture of other fabricated metal products .....	20,607	24,142	30,426	38,955	43,169
MANUFACTURE OF MACHINERY AND EQUIPMENT N.E.C. ....	2,787	2,525	2,518	2,549	2,161
Manufacture of pumps, compressors, taps and valves..	358	388	512	348	1,246
Manufacture of ovens, furnaces and furnace burners..	136	58	82	-	-
Manufacture of other general purpose machinery.....	-	-	-	-	-
Manufacture of machinery for food and beverage processing .....	2,087	1,876	1,869	2,146	1,131
Manufacture of accumulators, primary cells and and primary batteries .....	206	203	55	55	-216
MANUFACTURE OF MOTOR VEHICLES .....	20,032	91,967	226,257	128,477	69,420
Manufacture of bodies for motor vehicles.....	19,605	89,075	224,010	127,152	68,095
Manufacture of parts and accessories for motor vehicles and their engines.....	426	2,891	2,248	1,325	1,325
MANUFACTURE OF FURNITURE; MANUFACTURING N.E.C. ....	52,798	47,370	49,755	48,689	57,301
Manufacture of furniture; manufacturing n.e.c.....	52,798	47,370	49,755	48,689	57,301
T O T A L	2,741,728	2,886,474	3,283,306	3,412,175	3,294,574

VALUE ADDED IN THE NATIONAL ACCOUNT CONCEPT (AT FACTOR COST) BY INDUSTRIAL GROUP - PUBLIC AND PRIVATE  
1997/1998 (1990 E.F.Y) - 2001/2002 (1994 E.F.Y)

TABLE 5.10

(IN '000 BIRR)

INDUSTRIAL GROUP	VALUE ADDED IN THE NATIONAL ACCOUNT CONCEPT (AT FACTOR COST)				
	1990	1991	1992	1993	1994
MANUFACTURE OF FOOD PRODUCTS AND BEVERAGES.....	525,856	925,341	1,026,556	1,203,793	1,005,236
Production, processing and preserving of meat, fruit and vegetables .....	16,277	74,733	86,578	50,259	42,917
Manufacture of vegetable and animal oils and fats...	3,934	12,323	12,503	17,104	11,792
Manufacture of dairy products .....	4,105	3,352	4,663	10,653	12,530
Manufacture of grain mill products .....	32,295	41,098	59,055	37,426	69,143
Manufacture of prepared animal feeds .....	893	1,236	1,282	1,399	1,085
Manufacture of bakery products .....	32,090	54,314	65,840	56,050	48,027
Manufacture of sugar and sugar confectionery .....	201,934	539,053	504,148	648,132	432,092
Manufacture of macaroni and spaghetti.....	34,850	17,983	26,398	19,831	22,699
Manufacture of food products n.e.c. ....	25,645	15,087	16,202	25,561	22,431
Distilling, rectifying and blending of spirits .....	21,429	23,726	16,524	22,462	25,018
Manufacture of wines .....	5,260	5,760	5,742	6,884	8,095
Manufacture of malt liquors and malt .....	105,409	75,639	170,258	239,827	204,006
Manufacture of soft drinks & production of mineral waters .....	41,734	61,037	57,363	68,206	105,401
MANUFACTURE OF TOBACCO PRODUCTS .....	99,384	81,402	104,912	65,358	90,056
Manufacture of tobacco products.....	99,384	81,402	104,912	65,358	90,056
MANUFACTURE OF TEXTILES .....	124,020	119,565	133,139	140,782	109,286
Spinning, weaving and finishing of textiles .....	99,980	97,981	112,572	126,968	95,103
Manufacture of cordage, rope, twine and netting ....	23,088	20,255	20,020	13,450	13,637
Knitting mills .....	952	1,329	547	364	547
MANUFACTURE OF WEARING APPAREL, EXCEPT FUR APPAREL....	6,830	12,273	14,964	13,613	14,148
Manufacture of wearing apparel except fur apparel....	6,830	12,273	14,964	13,613	14,148
TANNING AND DRESSING OF LEATHER; MANUFACTURE OF FOOTWEAR, LUGGAGE AND HANDBAGS .....	108,447	141,443	103,450	112,835	150,457
Tanning and dressing of leather, luggage and handbags	63,920	93,421	60,338	67,181	104,861
Manufacture of footwear.....	44,527	48,023	43,112	45,653	45,595
MANUFACTURE OF WOOD AND OF PRODUCTS OF WOOD AND CORK, EXCEPT FURNITURE .....	17,254	13,995	12,573	16,381	16,851
Manufacture of wood and of products of wood and cork, except furniture.....	17,254	13,995	12,573	16,381	16,851
MANUFACTURE OF PAPER, PAPER PRODUCTS AND PRINTING.....	108,829	107,676	132,598	138,503	145,452
Manufacture of paper and paper products.....	33,951	20,878	31,447	35,196	26,072
Publishing and printing services.....	74,878	86,799	101,151	103,306	119,380
MANUFACTURE OF CHEMICALS AND CHEMICAL PRODUCTS.....	152,976	74,394	117,554	108,034	118,002
Manufacture of basic chemicals, except fertilizers and nitrogen compounds.....	-2,425	3,261	10,614	18,519	19,694
Manufacture of paints, varnishes and mastics .....	29,381	26,439	28,068	26,325	31,733

VALUE ADDED IN THE NATIONAL ACCOUNT CONCEPT (AT FACTOR COST) BY INDUSTRIAL GROUP - PUBLIC AND PRIVATE  
1997/1998 (1990 E.F.Y) - 2001/2002 (1994 E.F.Y)

(IN '000 BIRR)

TABLE 5.10 (Contd..)

INDUSTRIAL GROUP	VALUE ADDED IN THE NATIONAL ACCOUNT CONCEPT (AT FACTOR COST)				
	1990	1991	1992	1993	1994
Manufacture of pharmaceuticals, medicinal chemicals and botanical products.....	97,829	22,777	39,692	21,806	33,149
Manufacture of soap and detergents cleaning and polishing, perfumes and toilet preparations.....	25,366	17,787	35,657	39,499	31,500
Manufacture of chemical products n.e.c. ....	2,825	4,131	3,523	1,886	1,926
MANUFACTURE OF RUBBER AND PLASTIC PRODCUTS.....	78,850	96,266	103,147	134,583	134,676
Manufacture of rubber products.....	38,937	45,897	59,729	73,385	71,396
Manufacture of plastic products.....	39,913	50,369	43,418	61,199	63,280
MANUFACTURE OF OTHER NON-METALLIC MINERAL PRODUCTS ...	187,148	172,969	203,188	204,647	214,694
Manufacture of glass and glass products.....	14,486	12,962	9,328	10,126	11,609
Manufacture of structural clay products .....	3,994	3,861	3,980	5,150	5,956
Manufacture of cement, lime and plaster .....	129,979	114,171	142,973	150,013	156,003
Manufacture of articles of concrete, cement and plaster .....	20,706	25,101	24,278	23,794	22,112
Manufacture of non-metallic mineral products n.e.c..	17,983	16,875	22,629	15,564	19,014
MANUFACTURE OF BASIC IRON AND STEEL.....	42,694	34,797	48,521	48,142	68,212
Manufacture of basic iron and steel.....	42,694	34,797	48,521	48,142	68,212
MANUFACTURE OF FABRICATED METAL PRODUCTS EXCEPT MACHINERY AND EQUIPMENT .....	22,130	25,981	32,644	38,560	44,210
Manufacture of structural metal products, tanks, reservoirs and containers of metal .....	2,877	3,844	6,267	6,172	7,691
Manufacture of cutlery, hand tools and general hardware .....	4,003	3,828	3,402	4,235	6,288
Manufacture of other fabricated metal products .....	15,251	18,309	22,976	28,153	30,231
MANUFACTURE OF MACHINERY AND EQUIPMENT N.E.C. ....	2,346	2,145	2,149	2,261	1,583
Manufacture of pumps, compressors, taps and valves..	-	-	-	-	-
Manufacture of ovens, furnaces and furnace burners..	301	312	401	262	925
Manufacture of other general purpose machinery.....	110	48	69	-	-
Manufacture of machinery for food and beverage processing .....	1,832	1,669	1,641	1,960	1,025
Manufacture of accumulators, primary cells and and primary batteries .....	103	116	39	39	-367
MANUFACTURE OF MOTOR VEHICLES .....	14,650	82,711	203,593	101,249	55,516
Manufacture of bodies for motor vehicles.....	14,233	79,823	201,523	100,016	54,284
Manufacture of parts and accessories for motor vehicles and their engines.....	417	2,887	2,070	1,233	1,233
MANUFACTURE OF FURNITURE; MANUFACTURING N.E.C. ....	43,620	38,239	40,351	38,049	45,312
Manufacture of furniture; manufacturing n.e.c.....	43,620	38,239	40,351	38,049	45,312
T O T A L	1,535,034	1,929,198	2,279,338	2,366,790	2,213,690

**PRODUCTION OF MAJOR MANUFACTURED ARTICLES**  
1997/1998 (1990 E.F.Y) - 2001/2002 (1994 E.F.Y)

TABLE 5.11

NAME OF PRODUCT	UNIT	QUANTITY PRODUCED				
		1990	1991	1992	1993	1994
FOOD						
Meat	TONS	96	615	526	555	1,194
Vegetable Soup	"	186	5,436	5,242	2,452	-
Zigin and Shiro wet	"	315	5,207	4,314	2,616	2,589
Orange Juice	"	20	13	9	14	9
Marmalade	"	656	2,867	2,873	1,649	1,172
Tomato Paste	"	951	1,949	2,424	1,730	555
Milk Pasturized	H.L.	42,447	37,637	38,291	73,807	89,382
Butter and Ghee	TONS	78	64	60	922	384
Cheese	"	15	13	11	187	166
Edible Oil	"	8,679	6,579	6,637	8,329	7,993
Oil Cakes	"	26,618	22,574	38,968	13,484	75,201
Flour (Wheat)	"	105,157	167,526	185,437	165,345	142,541
Flour (Others)	"	344	344	1,147	274	891
Fafa, Dube, Edget, Meten etc	"	4,684	6,183	9,983	11,693	9,216
Macaroni and Pasta	"	19,872	23,999	29,688	26,214	23,258
Biscuits	"	10,567	9,080	11,781	16,607	4,925
Galetta	"	2,445	11,601	9,182	5,777	2,130
Bread	"	27,029	19,263	30,765	26,603	19,979
Coffee(milled)	"	31	34	28	156	300
Sugar	"	172,571	234,987	250,870	251,349	248,152
Tea	"	5,391	3,608	3,776	3,973	3,188
Molasses	"	50,048	59,563	57,101	56,323	51,785
Sweets	"	1,896	1,281	1,433	1,440	1,405
Animal Feed	"	4,991	5,576	7,049	8,399	4,762
Beer	H.L	830,546	920,765	1,111,204	1,605,101	1,811,977
Wine	"	26,360	17,913	23,440	24,829	26,678
Liquors	"	29,130	30,562	29,552	33,223	33,997
Alcohol	"	14,821	17,224	14,575	17,541	19,982
Lemonade	"	655,259	666,920	615,780	677,062	994,981
Mineral Water	"	390,068	421,307	399,763	395,451	394,632
Malt	TONS	9,500	9,368	11,752	10,618	15,961
TOBACCO						
Cigarettes	('000 PCS)	2,028,920	1,829,070	1,931,290	1,903,800	1,511,020
TEXTILES						
Lint Cotton		6,324	10,382	12,356	16,097	20,845
Cotton Fabrics	('000 SQ.M)	38,030	42,959	38,499	44,925	42,963
Nylon Fabrics	"	4,722	4,047	2,921	1,310	1,022
Acrylic Yarn	TONS	1,257	730	354	411	146
Cotton Yarn	"	2,657	3,408	3,977	5,726	7,736
Woolen Fabrics	SQ.M.	-	-	-	-	-
Blanket (Woolen)	('000 SQ.M)	2,757	3,896	3,334	3,095	1,845
Blanket (Waste Cotton)	PCS	194,466	182,084	144,653	90,311	90,311
Blanket (Others)	"	16,527	34,744	40,478	-	-
Bed sheet	PCS	21,094	7,349	4,129	1,778	1,724
Shirts	DOZEN	16,266	11,647	7,199	4,646	3,480
Carpets	SQ.M.	6,323	-	-	4,779	1,855
Gunny Bags	TONS	7,649	4,981	5,708	5,981	5,691
Hosieries	DOZEN	172,040	83,922	86,454	37,869	28,691
Wearing Apparel (Except Leather)	"	35,988	58,655	165,926	142,156	130,763
Wearing Apparel (Leather)	PCS	7,599	9,080	7,089	10,516	9,950
Sweater	DOZEN	2,165	725	1,121	828	1,460
Sewing Thread	TONS	23	16	24	7	20
Emroidery	"	51	59	48	50	30
Jano Thread	"	17	-	-	7	-

PRODUCTION OF MAJOR MANUFACTURED ARTICLES  
1997/1998 (1990 E.F.Y) - 2001/2002 (1994 E.F.Y)

TABLE 5.11(Contd.)

NAME OF PRODUCT	UNIT	Q U A N T I T Y P R O D U C E D				
		1990	1991	1992	1993	1994
<b>LEATHER AND FOOTWEAR</b>						
Leather Shoes and Boots	PAIRS	1,080,430	1,400,748	1,585,034	1,326,253	1,098,574
Canvas and Rubber Shoes	"	749,830	500,149	193,628	215,107	147,947
Plastic Footwear	"	4,421,649	5,576,111	3,242,974	4,817,033	5,430,159
Leather Upper and Lining	('000 SQ.M)	545	747	1,026	501	923
Leather Sole	TONS	-	-	26,110	-	-
Semi Processed Skins	('000 PCS)	17,913	13,031	10,845	29,028	10,489
Leather Garment	('000 SQ.FT)	1,611	3,890	3,918	961	4,669
Plastic Sole	PAIRS	3,353,588	1,666,467	1,730,609	1,988,159	2,074,665
Crust Hides and Wet Blue Hides	('000 SQ.FT)	5,551	4,566	6,483	8,682	4,569
<b>WOOD</b>						
Timber	CUB. M	2,179	7,136	2,808	3,560	4,715
Plywood	"	985	376	430	455	677
Particle Board	"	8,308	9,298	7,200	10,289	747
<b>PAPER AND PRINTING</b>						
Paper	TONS	10,420	5,143	6,144	7,719	6,683
Boxing Paper	TONS	2,749	2,278	3,090	2,187	1,727
<b>CHEMICAL</b>						
Foam	CUB.M.	37,155	35,887	63,794	68,227	94,892
Soap	TONS	10,874	13,135	17,194	14,766	19,249
Carbon Dioxide	"	690	362	594	594	427
Oxygen	CUB.M	327,961	317,251	340,720	324,659	318,627
Plastic Crate	('000 PCS)	251	404	249	336	320
Paints	('000 LTR.)	4,086	4,621	4,715	4,362	8,924
Vaseline	TONS	62	42	26	24	10
Paraffine	TONS	641	1,680	1,664	1,772	2,803
Varnishes and Lacquers	"	397	269	430	344	375
Capsules	('000 PCS)	230,315	165,711	273,504	214,799	267,948
Tablets	"	497,700	673,895	491,287	450,962	310,386
Antibiotics	"	6,323	16,289	29,586	32,159	5,734
Syrup	('000 LTR)	251	224	232	258	419
Ointment	TONS	49	47	54	59	30
Injection of 100 A	('000 PCS)	7,197	5,925	6,295	4,933	2,614
Tyres	PCS	152,469	148,235	118,776	208,592	197,540
Tubes	"	64,402	63,449	53,383	106,738	78,624
Electric Wires	('000 METERS)	17,223	12,573	12,990	17,935	11,387
Polythelene Products	TONS	4,153	5,110	6,960	5,850	7,237
Candles	"	946	719	769	559	677
Ball Pen	('000 PCS)	4,842	4,720	3,946	7,441	2,221
<b>NON-METALLIC MINERAL PRODUCTS</b>						
Cement	TONS	782,686	766,925	815,632	819,047	919,169
Cement Blocks	('000 PCS)	9,044	9,568	9,763	10,039	9,639
Cement Tubes	('000 PCS)	285	159	262	139	2,011
Cement Floor Tiles	SQ.M	368,328	340,652	551,107	581,156	221,801
Bricks of Clay	('000 PCS)	19,789	19,410	20,152	20,040	22,111
Lime	TONS	6,619	6,913	9,273	11,350	7,805
Glasses	('000 PCS)	2,731	-	-	149	-
Gravel	CUB.M	55,641	49,927	59,692	39,836	50,329
Marble	SQ.M	93,408	152,235	135,875	114,182	209,803
Glass Bottles	"	18,997	23,134	16,078	16,233	12,362
<b>METAL</b>						
Iron Bars	TONS	6,203	5,357	6,608	4,031	3,872
Wires	"	411	664	418	205	710
Nails	"	2,702	2,454	2,773	3,817	5,190
Iron Sheets	"	21,960	17,425	21,246	35,368	35,341
Crown Cork	('000 GROSS)	3,582	3,176	2,643	3,723	3,728
Motor Vehicle Spring	TONS	502	447	529	390	290
Metalic Door	SQ.M	14,348	9,961	14,754	3,857	6,576
Metalic Window	SQ.M	3,920	3,859	7,472	2,500	7,428

TOTAL VALUE OF FIXED ASSETS BY INDUSTRIAL GROUP - PUBLIC AND PRIVATE  
1997/1998 (1990 E.F.Y) - 2001/2002 (1994 E.F.Y)

TABLE 5.12

(IN '000 BIRR)

INDUSTRIAL GROUP	TOTAL VALUE OF FIXED ASSETS				
	1990	1991	1992	1993	1994
MANUFACTURE OF FOOD PRODUCTS AND BEVERAGES.....	853,021	1,399,755	1,981,131	2,590,422	2,785,813
Production, processing and preserving of meat, fruit and vegetables .....	134,783	129,413	131,821	115,483	109,487
Manufacture of vegetable and animal oils and fats...	98,144	118,692	169,123	234,650	216,683
Manufacture of dairy products .....	3,323	35,795	32,506	40,793	31,386
Manufacture of grain mill products .....	112,499	162,932	204,408	228,283	256,951
Manufacture of prepared animal feeds .....	1,263	1,095	929	893	821
Manufacture of bakery products .....	65,681	83,129	126,373	139,054	117,772
Manufacture of sugar and sugar confectionery .....	71,437	393,160	595,660	826,929	927,537
Manufacture of macaroni and spaghetti.....	40,242	21,484	27,417	24,100	23,169
Manufacture of food products n.e.c. ....	41,069	40,497	36,397	125,922	194,282
Distilling, rectifying and blending of spirits .....	10,924	11,286	9,901	11,680	10,998
Manufacture of wines .....	912	1,263	20,262	18,095	16,814
Manufacture of malt liquors and malt .....	145,361	238,380	369,677	609,844	615,261
Manufacture of soft drinks & production of mineral waters .....	127,383	162,628	256,656	214,696	264,653
MANUFACTURE OF TOBACCO PRODUCTS .....	3,566	27,190	23,917	67,830	61,551
Manufacture of tobacco products.....	3,566	27,190	23,917	67,830	61,551
MANUFACTURE OF TEXTILES .....	417,593	844,999	880,209	875,528	894,271
Spinning, weaving and finishing of textiles .....	381,965	811,978	850,613	843,966	868,954
Manufacture of cordage, rope, twine and netting ....	31,925	27,721	24,731	24,744	22,347
Knitting mills .....	3,703	5,299	4,866	6,818	2,970
MANUFACTURE OF WEARING APPAREL, EXCEPT FUR APPAREL....	60,516	61,098	61,456	50,800	47,616
Manufacture of wearing apparel except fur apparel....	60,516	61,098	61,456	50,800	47,616
TANNING AND DRESSING OF LEATHER; MANUFACTURE OF FOOTWEAR, LUGGAGE AND HANDBAGS .....	238,237	272,997	448,080	572,443	459,204
Tanning and dressing of leather, luggage and handbags	137,687	148,380	281,549	297,594	259,476
Manufacture of footwear.....	100,551	124,617	166,531	274,849	199,728
MANUFACTURE OF WOOD AND OF PRODUCTS OF WOOD AND CORK, EXCEPT FURNITURE .....	6,250	5,957	5,507	4,368	11,653
Manufacture of wood and of products of wood and cork, except furniture.....	6,250	5,957	5,507	4,368	11,653
MANUFACTURE OF PAPER, PAPER PRODUCTS AND PRINTING .....	105,537	129,408	132,547	144,819	162,710
Manufacture of paper and paper products.....	43,671	48,080	44,663	53,629	51,275
Publishing and printing services.....	61,865	81,329	87,884	91,191	111,435
MANUFACTURE OF CHEMICALS AND CHEMICAL PRODUCTS.....	374,725	439,829	451,128	387,414	489,636
Manufacture of basic chemicals, except fertilizers and nitrogen compounds.....	166,874	144,962	137,009	117,722	135,523
Manufacture of paints, varnishes and mastics .....	37,065	39,668	40,034	28,154	30,100

TOTAL VALUE OF FIXED ASSETS BY INDUSTRIAL GROUP - PUBLIC AND PRIVATE  
1997/1998 (1990 E.F.Y) - 2001/2002 (1994 E.F.Y)

(IN '000 BIRR)

TABLE 5.12 (Contd..)

INDUSTRIAL GROUP	TOTAL VALUE OF FIXED ASSETS				
	1990	1991	1992	1993	1994
Manufacture of pharmaceuticals, medicinal chemicals and botanical products.....	98,874	178,970	199,325	166,933	257,601
Manufacture of soap and detergents cleaning and polishing, perfumes and toilet preparations.....	62,898	67,875	62,135	67,788	58,491
Manufacture of chemical products n.e.c. ....	9,013	8,354	12,624	6,817	7,922
MANUFACTURE OF RUBBER AND PLASTIC PRODUCTS.....	287,866	283,291	294,339	306,043	326,970
Manufacture of rubber products.....	182,977	152,440	151,050	147,269	135,486
Manufacture of plastic products.....	104,889	130,851	143,290	158,773	191,484
MANUFACTURE OF OTHER NON-METALLIC MINERAL PRODUCTS ...	456,885	417,015	460,084	401,088	404,027
Manufacture of glass and glass products.....	23,290	19,404	34,153	20,996	18,594
Manufacture of structural clay products .....	1,907	4,879	1,620	10,302	9,634
Manufacture of cement, lime and plaster .....	174,156	163,126	190,005	156,581	168,322
Manufacture of articles of concrete, cement and plaster .....	37,152	37,528	36,590	25,889	25,290
Manufacture of non-metallic mineral products n.e.c..	220,381	192,079	197,717	187,319	182,187
MANUFACTURE OF BASIC IRON AND STEEL.....	34,228	39,401	58,306	128,277	116,225
Manufacture of basic iron and steel.....	34,228	39,401	58,306	128,277	116,225
MANUFACTURE OF FABRICATED METAL PRODUCTS EXCEPT MACHINERY AND EQUIPMENT .....	106,262	113,709	185,371	204,514	203,682
Manufacture of structural metal products, tanks, reservoirs and containers of metal .....	9,445	20,273	27,089	19,435	20,953
Manufacture of cutlery, hand tools and general hardware .....	5,731	8,626	8,657	10,289	30,308
Manufacture of other fabricated metal products .....	91,086	84,810	149,625	174,790	152,421
MANUFACTURE OF MACHINERY AND EQUIPMENT N.E.C. ....	5,447	5,585	12,224	6,196	17,952
Manufacture of pumps, compressors, taps and valves..	-	-	-	-	-
Manufacture of ovens, furnaces and furnace burners..	410	265	318	39	7,413
Manufacture of other general purpose machinery.....	1,067	41	12	-	-
Manufacture of machinery for food and beverage processing .....	3,610	4,878	11,849	6,117	7,400
Manufacture of accumulators, primary cells and and primary batteries .....	360	401	45	40	3,139
MANUFACTURE OF MOTOR VEHICLES .....	66,308	71,785	107,634	103,879	103,262
Manufacture of bodies for motor vehicles.....	62,838	67,420	103,989	100,189	100,016
Manufacture of parts and accessories for motor vehicles and their engines.....	3,469	4,365	3,645	3,690	3,246
MANUFACTURE OF FURNITURE; MANUFACTURING N.E.C. ....	103,685	98,566	89,853	98,159	105,199
Manufacture of furniture; manufacturing n.e.c.....	103,685	98,566	89,853	98,159	105,199
T O T A L	3,120,126	4,210,585	5,191,786	5,941,779	6,189,771



NEW CAPITAL EXPENDITURE BY INDUSTRIAL GROUP - PUBLIC AND PRIVATE  
1997/1998 (1990 E.F.Y) - 2001/2002 (1994 E.F.Y)

TABLE 5.13

(IN '000 BIRR)

INDUSTRIAL GROUP	NEW CAPITAL EXPENDITURE				
	1990	1991	1992	1993	1994
MANUFACTURE OF FOOD PRODUCTS AND BEVERAGES.....	183,580	144,348	196,729	198,011	266,324
Production, processing and preserving of meat, fruit and vegetables .....	3,434	2,048	2,331	8,015	1,772
Manufacture of vegetable and animal oils and fats...	50,819	36,236	1,516	515	2,321
Manufacture of dairy products .....	433	296	20	1,407	2,853
Manufacture of grain mill products .....	4,668	13,476	15,455	15,396	32,540
Manufacture of prepared animal feeds .....	105	17	160	150	184
Manufacture of bakery products .....	31,466	3,916	7,974	15,508	5,887
Manufacture of sugar and sugar confectionery .....	10,420	29,448	19,208	74,673	119,106
Manufacture of macaroni and spaghetti.....	3,461	1,200	136	994	868
Manufacture of food products n.e.c. ....	1,084	1,536	438	1,582	12,494
Distilling, rectifying and blending of spirits .....	4,489	2,626	546	2,156	3,481
Manufacture of wines .....	474	525	305	57	1,174
Manufacture of malt liquors and malt .....	41,761	29,944	67,964	20,900	47,281
Manufacture of soft drinks & production of mineral waters .....	30,966	23,080	80,677	56,656	36,363
MANUFACTURE OF TOBACCO PRODUCTS .....	276	510	-	139	1,507
Manufacture of tobacco products.....	276	510	-	139	1,507
MANUFACTURE OF TEXTILES .....	33,964	10,320	28,810	72,262	20,615
Spinning, weaving and finishing of textiles .....	32,043	9,470	27,398	68,542	19,844
Manufacture of cordage, rope, twine and netting ....	1,234	693	1,412	3,128	572
Knitting mills .....	687	157	-	593	200
MANUFACTURE OF WEARING APPAREL, EXCEPT FUR APPAREL....	2,200	795	6,205	1,531	88
Manufacture of wearing apparel except fur apparel...	2,200	795	6,205	1,531	88
TANNING AND DRESSING OF LEATHER; MANUFACTURE OF FOOTWEAR, LUGGAGE AND HANDBAGS .....	30,786	39,197	44,212	52,451	46,833
Tanning and dressing of leather, luggage and handbags	7,927	16,242	19,112	24,597	31,813
Manufacture of footwear.....	22,859	22,955	25,100	27,854	15,020
MANUFACTURE OF WOOD AND OF PRODUCTS OF WOOD AND CORK, EXCEPT FURNITURE .....	1,136	505	469	123	7,098
Manufacture of wood and of products of wood and cork, except furniture.....	1,136	505	469	123	7,098
MANUFACTURE OF PAPER, PAPER PRODUCTS AND PRINTING .....	16,469	12,473	24,209	26,566	26,569
Manufacture of paper and paper products.....	11,114	1,565	6,871	15,101	8,166
Publishing and printing services.....	5,355	10,908	17,337	11,465	18,404
MANUFACTURE OF CHEMICALS AND CHEMICAL PRODUCTS.....	51,648	44,938	18,350	36,928	16,349
Manufacture of basic chemicals, except fertilizers and nitrogen compounds.....	3,112	972	3,564	3,150	4,441
Manufacture of paints, varnishes and mastics .....	8,987	8,810	2,827	1,388	5,372

NEW CAPITAL EXPENDITURE BY INDUSTRIAL GROUP - PUBLIC AND PRIVATE  
1997/1998 (1990 E.F.Y) - 2001/2002 (1994 E.F.Y)

(IN '000 BIRR)

TABLE 5.13 (Contd..)

INDUSTRIAL GROUP	NEW CAPITAL EXPENDITURE				
	1990	1991	1992	1993	1994
Manufacture of pharmaceuticals, medicinal chemicals and botanical products.....	8,062	967	4,457	626	2,123
Manufacture of soap and detergents cleaning and polishing, perfumes and toilet preparations.....	30,952	34,185	5,516	31,764	3,495
Manufacture of chemical products n.e.c. ....	536	3	1,986	-	919
MANUFACTURE OF RUBBER AND PLASTIC PROCDUCTS.....	21,379	27,584	29,232	37,324	20,569
Manufacture of rubber products.....	1,912	4,088	16,687	16,877	5,936
Manufacture of plastic products.....	19,467	23,496	12,545	20,447	14,633
MANUFACTURE OF OTHER NON-METALLIC MINERAL PRODUCTS ...	23,483	35,211	34,076	68,649	22,547
Manufacture of glass and glass products.....	2,464	328	1,324	1,771	68
Manufacture of structural clay products .....	-	3,650	2	429	505
Manufacture of cement, lime and plaster .....	16,892	21,154	25,178	59,533	15,497
Manufacture of articles of concrete, cement and plaster .....	1,809	6,980	3,129	4,504	2,560
Manufacture of non-metallic mineral products n.e.c..	2,318	3,098	4,444	2,413	3,916
MANUFACTURE OF BASIC IRON AND STEEL.....	13,456	16,664	6,445	16,238	5,496
Manufacture of basic iron and steel.....	13,456	16,664	6,445	16,238	5,496
MANUFACTURE OF FABRICATED METAL PRODUCTS EXCEPT MACHINERY AND EQUIPMENT .....	5,713	11,337	11,969	9,658	6,552
Manufacture of structural metal products, tanks, reservoirs and containers of metal .....	541	7,701	6,119	1,189	1,873
Manufacture of cutlery, hand tools and general hardware .....	2,042	1,182	694	311	1,388
Manufacture of other fabricated metal products .....	3,131	2,454	5,156	8,159	3,291
MANUFACTURE OF MACHINERY AND EQUIPMENT N.E.C. ....	295	529	684	140	661
Manufacture of pumps, compressors, taps and valves..	-	-	-	-	-
Manufacture of ovens, furnaces and furnace burners..	58	-	1	-	619
Manufacture of other general purpose machinery.....	-	-	-	-	-
Manufacture of machinery for food and beverage processing .....	232	523	683	140	43
Manufacture of accumulators, primary cells and and primary batteries .....	5	5	-	-	-
MANUFACTURE OF MOTOR VEHICLES .....	14,085	16,576	38,499	11,079	8,288
Manufacture of bodies for motor vehicles.....	11,095	16,576	38,499	11,079	8,288
Manufacture of parts and accessories for motor vehicles and their engines.....	2,990	-	-	-	-
MANUFACTURE OF FURNITURE; MANUFACTURING N.E.C. ....	5,695	6,074	10,440	9,646	11,792
Manufacture of furniture; manufacturing n.e.c.....	5,695	6,074	10,440	9,646	11,792
T O T A L	404,163	367,059	450,331	540,745	461,290

OPERATING SURPLUS BY INDUSTRIAL GROUP - PUBLIC AND PRIVATE  
1997/1998 (1990 E.F.Y) - 2001/2002 (1994 E.F.Y)

TABLE 5.14

(IN '000 BIRR)

INDUSTRIAL GROUP	OPERATING SURPLUS				
	1990	1991	1992	1993	1994
MANUFACTURE OF FOOD PRODUCTS AND BEVERAGES.....	365,639	744,949	829,091	985,101	735,766
Production, processing and preserving of meat, fruit and vegetables.....	7,712	62,158	67,355	34,600	25,812
Manufacture of vegetable and animal oils and fats...	-3,026	4,185	4,688	9,418	4,063
Manufacture of dairy products.....	3,228	2,487	3,801	8,912	9,153
Manufacture of grain mill products.....	15,359	22,350	39,096	16,278	47,696
Manufacture of prepared animal feeds.....	150	531	533	489	380
Manufacture of bakery products.....	21,003	40,808	49,728	38,547	30,507
Manufacture of sugar and sugar confectionery.....	154,129	483,360	447,364	584,533	346,442
Manufacture of macaroni and spaghetti.....	31,536	15,296	23,059	16,355	19,171
Manufacture of food products n.e.c.....	22,336	11,536	12,809	21,472	17,736
Distilling, rectifying and blending of spirits.....	14,929	17,872	10,982	14,755	15,724
Manufacture of wines.....	855	2,364	2,253	2,686	4,300
Manufacture of malt liquors and malt.....	80,862	45,575	139,830	203,652	162,864
Manufacture of soft drinks & production of mineral waters.....	16,566	36,426	27,593	33,404	51,916
MANUFACTURE OF TOBACCO PRODUCTS.....	90,349	71,610	95,091	53,958	76,363
Manufacture of tobacco products.....	90,349	71,610	95,091	53,958	76,363
MANUFACTURE OF TEXTILES.....	24,657	19,299	21,405	27,208	-10,024
Spinning, weaving and finishing of textiles.....	12,462	9,438	12,745	26,314	-11,777
Manufacture of cordage, rope, twine and netting....	11,687	9,074	8,425	867	1,516
Knitting mills.....	509	787	236	26	236
MANUFACTURE OF WEARING APPAREL, EXCEPT FUR APPAREL....	-8,803	-2,313	-285	-2,842	-2,559
Manufacture of wearing apparel except fur apparel....	-8,803	-2,313	-285	-2,842	-2,559
TANNING AND DRESSING OF LEATHER; MANUFACTURE OF FOOTWEAR, LUGGAGE AND HANDBAGS.....	62,672	88,358	50,517	52,533	89,312
Tanning and dressing of leather, luggage and handbags	37,970	61,774	28,085	28,907	61,218
Manufacture of footwear.....	24,702	26,584	22,432	23,625	28,094
MANUFACTURE OF WOOD AND OF PRODUCTS OF WOOD AND CORK, EXCEPT FURNITURE.....	9,774	6,506	5,771	9,815	9,539
Manufacture of wood and of products of wood and cork, except furniture.....	9,774	6,506	5,771	9,815	9,539
MANUFACTURE OF PAPER, PAPER PRODUCTS AND PRINTING.....	69,098	67,430	90,275	91,243	92,874
Manufacture of paper and paper products.....	24,070	11,015	20,799	23,933	13,981
Publishing and printing services.....	45,028	56,415	69,476	67,311	78,893
MANUFACTURE OF CHEMICALS AND CHEMICAL PRODUCTS.....	130,266	48,971	89,671	78,721	80,720
Manufacture of basic chemicals, except fertilizers and nitrogen compounds.....	-9,064	-3,509	5,299	11,765	9,708
Manufacture of paints, varnishes and mastics.....	25,664	22,457	23,853	22,257	26,584

OPERATING SURPLUS BY INDUSTRIAL GROUP - PUBLIC AND PRIVATE  
1997/1998 (1990 E.F.Y) - 2001/2002 (1994 E.F.Y)

TABLE 5.14 (Contd..)

(IN '000 BIRR)

INDUSTRIAL GROUP	OPERATING SURPLUS				
	1990	1991	1992	1993	1994
Manufacture of pharmaceuticals, medicinal chemicals and botanical products.....	93,488	15,650	30,509	12,438	21,523
Manufacture of soap and detergents cleaning and polishing, perfumes and toilet preparations.....	19,020	11,195	27,376	31,349	22,838
Manufacture of chemical products n.e.c. ....	1,158	3,178	2,634	912	66
MANUFACTURE OF RUBBER AND PLASTIC PRODUCTS.....	58,278	74,024	78,614	106,381	102,484
Manufacture of rubber products.....	28,807	35,576	48,100	59,573	57,493
Manufacture of plastic products.....	29,470	38,448	30,514	46,808	44,992
MANUFACTURE OF OTHER NON-METALLIC MINERAL PRODUCTS ...	150,392	131,371	155,150	150,877	157,519
Manufacture of glass and glass products.....	10,958	9,852	5,794	6,961	8,628
Manufacture of structural clay products .....	1,698	1,642	1,696	2,268	2,855
Manufacture of cement, lime and plaster .....	115,087	96,083	121,668	125,050	130,829
Manufacture of articles of concrete, cement and plaster .....	11,788	15,218	14,121	12,050	11,543
Manufacture of non-metallic mineral products n.e.c..	10,862	8,575	11,871	4,548	3,665
MANUFACTURE OF BASIC IRON AND STEEL.....	32,103	24,210	36,734	34,108	51,384
Manufacture of basic iron and steel.....	32,103	24,210	36,734	34,108	51,384
MANUFACTURE OF FABRICATED METAL PRODUCTS EXCEPT MACHINERY AND EQUIPMENT .....	10,141	13,848	17,184	19,107	24,027
Manufacture of structural metal products, tanks, reservoirs and containers of metal .....	706	1,504	2,698	2,564	3,995
Manufacture of cutlery, hand tools and general hardware .....	1,262	1,239	595	1,350	2,697
Manufacture of other fabricated metal products .....	8,173	11,105	13,891	15,193	17,335
MANUFACTURE OF MACHINERY AND EQUIPMENT N.E.C. ....	922	425	933	1,263	532
Manufacture of pumps, compressors, taps and valves..	-	-	-	-	-
Manufacture of ovens, furnaces and furnace burners..	137	125	227	86	564
Manufacture of other general purpose machinery.....	34	8	33	-	-
Manufacture of machinery for food and beverage processing .....	1,173	704	660	1,164	413
Manufacture of accumulators, primary cells and and primary batteries .....	-423	-413	13	13	-444
MANUFACTURE OF MOTOR VEHICLES .....	6,019	71,899	188,597	86,318	42,493
Manufacture of bodies for motor vehicles.....	5,844	69,281	186,719	85,754	41,929
Manufacture of parts and accessories for motor vehicles and their engines.....	175	2,617	1,878	564	564
MANUFACTURE OF FURNITURE; MANUFACTURING N.E.C. ....	23,271	16,637	18,608	15,786	19,898
Manufacture of furniture; manufacturing n.e.c.....	23,271	16,637	18,608	15,786	19,898
T O T A L	1,024,778	1,377,223	1,677,358	1,709,576	1,470,327

RATIO OF IMPORTED TO CONSUMED TOTAL RAW MATERIAL COSTS BY INDUSTRIAL GROUP - PUBLIC AND PRIVATE  
1997/1998 (1990 E.F.Y) - 2001/2002 (1994 E.F.Y)

TABLE 5.15

INDUSTRIAL GROUP		1990	1991	1992	1993	1994
MANUFACTURE OF FOOD PRODUCTS AND BEVERAGES..... production, processing and preserving of meat, fruit and vegetables..... Manufacture of vegetable and animal oils and fats..... Manufacture of dairy products..... Manufacture of grain mill products..... Manufacture of prepared animal feeds..... Manufacture of bakery products..... Manufacture of sugar and sugar confectionery..... Manufacture of macaroni and spaghetti..... Manufacture of food products n.e.c..... Distilling, rectifying and blending of spirits..... Manufacture of wines..... Manufacture of malt liquors and malt..... Manufacture of soft drinks & production of mineral waters.....		.184	.295	.278	.193	.250
		.456	.191	.121	.153	.130
		.020	.007	.006	.011	.001
		.094	.121	.112	.156	.166
		.061	.306	.229	.139	.142
		.085	.066	.041	.030	-
		.187	.369	.384	.198	.119
		.282	.229	.328	.017	.257
		.181	.033	-	.030	-
		.032	.157	.041	-	.048
		.112	.361	.249	.106	.120
		.543	.064	.278	.431	.492
		.183	.553	.531	.509	.358
		.516	.489	.494	.457	.630
		.727	.859	.782	.726	.798
		.727	.859	.782	.726	.798
		.357	.349	.314	.242	.259
		.306	.315	.267	.227	.218
		.898	.875	.842	.446	.805
		.578	.467	.794	.902	.798
MANUFACTURE OF WEARING APPAREL, EXCEPT FUR APPAREL..... Manufacture of wearing apparel except fur apparel.....		.440	.298	.174	.070	.099
		.440	.298	.174	.070	.099
TANNING AND DRESSING OF LEATHER; MANUFACTURE OF FOOTWEAR, LUGGAGE AND HANDBAGS..... Tanning and dressing of leather, luggage and handbags Manufacture of footwear.....		.195	.336	.270	.198	.230
		.116	.261	.217	.123	.170
		.493	.489	.396	.509	.490
MANUFACTURE OF WOOD AND OF PRODUCTS OF WOOD AND CORK, EXCEPT FURNITURE..... Manufacture of wood and of products of wood and cork, except furniture.....		.537	.511	.577	.631	.568
		.537	.511	.577	.631	.568
MANUFACTURE OF PAPER, PAPER PRODUCTS AND PRINTING..... Manufacture of paper and paper products..... Publishing and printing services.....		.687	.727	.524	.593	.732
		.838	.973	.535	.910	.958
		.545	.584	.518	.366	.580
MANUFACTURE OF CHEMICALS AND CHEMICAL PRODUCTS..... Manufacture of basic chemicals, except fertilizers and nitrogen compounds..... Manufacture of paints, varnishes and mastics.....		.735	.785	.734	.762	.772
		.553	.542	.310	.472	.291
		.417	.634	.696	.677	.605

RATIO OF IMPORTED TO TOTAL CONSUMED RAW MATERIAL COSTS BY INDUSTRIAL GROUP - PUBLIC AND PRIVATE  
1997/1998 (1990 E.F.Y) - 2001/2002 (1994 E.F.Y)

TABLE 5.15 (Contd..)

INDUSTRIAL GROUP	1990	1991	1992	1993	1994
Manufacture of pharmaceuticals, medicinal chemicals and botanical products.....	.979	.982	.680	.933	.965
Manufacture of soap and detergents cleaning and polishing, perfumes and toilet preparations.....	.726	.733	.810	.757	.856
Manufacture of chemical products n.e.c. ....	.871	.910	.928	.844	.686
MANUFACTURE OF RUBBER AND PLASTIC PRODUCTS.....	.934	.926	.957	.963	.826
Manufacture of rubber products.....	.996	.988	.998	.983	.877
Manufacture of plastic products.....	.876	.887	.924	.947	.796
MANUFACTURE OF OTHER NON-METALLIC MINERAL PRODUCTS ...	.361	.221	.332	.188	.047
Manufacture of glass and glass products.....	.349	.048	.293	.341	.057
Manufacture of structural clay products .....	.017	-	-	.053	.159
Manufacture of cement, lime and plaster .....	.475	.300	.478	.245	.049
Manufacture of articles of concrete, cement and plaster .....	.069	.035	.039	.047	.008
Manufacture of non-metallic mineral products n.e.c..	.324	.122	.102	.181	.065
MANUFACTURE OF BASIC IRON AND STEEL.....	.990	.987	.983	.992	.992
Manufacture of basic iron and steel.....	.990	.987	.983	.992	.992
MANUFACTURE OF FABRICATED METAL PRODUCTS EXCEPT MACHINERY AND EQUIPMENT .....	.907	.908	.819	.873	.899
Manufacture of structural metal products, tanks, reservoirs and containers of metal .....	.767	.795	.513	.657	.750
Manufacture of cutlery, hand tools and general hardware .....	.949	.959	.916	.757	.902
Manufacture of other fabricated metal products .....	.938	.933	.922	.938	.929
MANUFACTURE OF MACHINERY AND EQUIPMENT N.E.C. ....	.769	.668	.582	.405	.945
Manufacture of pumps, compressors, taps and valves..	.577	.644	.579	.938	.992
Manufacture of ovens, furnaces and furnace burners..	.246	-	-	-	-
Manufacture of other general purpose machinery.....	.798	.619	.584	.260	.663
Manufacture of machinery for food and beverage processing .....	.996	.996	1.000	1.000	1.000
Manufacture of accumulators, primary cells and and primary batteries .....	.923	.931	.912	.873	.892
MANUFACTURE OF MOTOR VEHICLES .....	.926	.931	.913	.873	.892
Manufacture of bodies for motor vehicles.....	.223	.121	-	1.000	1.000
Manufacture of parts and accessories for motor vehicles and their engines.....	.325	.336	.427	.353	.416
MANUFACTURE OF FURNITURE; MANUFACTURING N.E.C. ....	.325	.336	.427	.353	.416
Manufacture of furniture; manufacturing n.e.c.....	.434	.536	.515	.454	.452
T O T A L					

PERCENTAGE DISTRIBUTION OF VALUE ADDED\* BY INDUSTRIAL GROUP - PUBLIC AND PRIVATE  
1997/1998 (1990 E.F.Y) - 2001/2002 (1994 E.F.Y)

TABLE 5.16

INDUSTRIAL GROUP	1990	1991	1992	1993	1994
MANUFACTURE OF FOOD PRODUCTS AND BEVERAGES.....	34.26	47.97	45.04	50.86	45.41
Production, processing and preserving of meat, fruit and vegetables .....	1.06	3.87	3.80	2.12	1.94
Manufacture of vegetable and animal oils and fats...	.26	.64	.55	.72	.53
Manufacture of dairy products .....	.27	.17	.20	.45	.57
Manufacture of grain mill products .....	2.10	2.13	2.59	1.58	3.12
Manufacture of prepared animal feeds .....	.06	.06	.06	.06	.05
Manufacture of bakery products .....	2.09	2.82	2.89	2.37	2.17
Manufacture of sugar and sugar confectionery .....	13.16	27.94	22.12	27.38	19.52
Manufacture of macaroni and spaghetti.....	2.27	.93	1.16	.84	1.03
Manufacture of food products n.e.c. ....	1.67	.78	.71	1.08	1.01
Distilling, rectifying and blending of spirits ....	1.40	1.23	.72	.95	1.13
Manufacture of wines .....	.34	.30	.25	.29	.37
Manufacture of malt liquors and malt .....	6.87	3.92	7.47	10.13	9.22
Manufacture of soft drinks & production of mineral waters .....	2.72	3.16	2.52	2.88	4.76
MANUFACTURE OF TOBACCO PRODUCTS .....	6.47	4.22	4.60	2.76	4.07
Manufacture of tobacco products.....	6.47	4.22	4.60	2.76	4.07
MANUFACTURE OF TEXTILES .....	8.08	6.20	5.84	5.95	4.94
Spinning, weaving and finishing of textiles .....	6.51	5.08	4.94	5.36	4.30
Manufacture of cordage, rope, twine and netting ....	1.50	1.05	.88	.57	.62
Knitting mills .....	.06	.07	.02	.02	.02
MANUFACTURE OF WEARING APPAREL, EXCEPT FUR APPAREL....	.44	.64	.66	.58	.64
Manufacture of wearing apparel except fur apparel...	.44	.64	.66	.58	.64
TANNING AND DRESSING OF LEATHER; MANUFACTURE OF FOOTWEAR, LUGGAGE AND HANDBAGS .....	7.06	7.33	4.54	4.77	6.80
Tanning and dressing of leather, luggage and handbags	4.16	4.84	2.65	2.84	4.74
Manufacture of footwear.....	2.90	2.49	1.89	1.93	2.06
MANUFACTURE OF WOOD AND OF PRODUCTS OF WOOD AND CORK, EXCEPT FURNITURE .....	1.12	.73	.55	.69	.76
Manufacture of wood and of products of wood and cork, except furniture.....	1.12	.73	.55	.69	.76
MANUFACTURE OF PAPER, PAPER PRODUCTS AND PRINTING.....	7.09	5.58	5.82	5.85	6.57
Manufacture of paper and paper products.....	2.21	1.08	1.38	1.49	1.18
Publishing and printing services.....	4.88	4.50	4.44	4.36	5.39
MANUFACTURE OF CHEMICALS AND CHEMICAL PRODUCTS.....	9.97	3.86	5.16	4.56	5.33
Manufacture of basic chemicals, except fertilizers and nitrogen compounds.....	-.16	.17	.47	.78	.89
Manufacture of paints, varnishes and mastics .....	1.91	1.37	1.23	1.11	1.43

\* IN THE NATIONAL ACCOUNT CONCEPT AT FACTOR COST

PERCENTAGE DISTRIBUTION OF VALUE ADDED\* BY INDUSTRIAL GROUP - PUBLIC AND PRIVATE  
1997/1998 (1990 E.F.Y) - 2001/2002 (1994 E.F.Y)

TABLE 5.16 (Contd..)

INDUSTRIAL GROUP	1990	1991	1992	1993	1994
Manufacture of pharmaceuticals, medicinal chemicals and botanical products.....	6.37	1.18	1.74	.92	1.50
Manufacture of soap and detergents cleaning and polishing, perfumes and toilet preparations.....	1.65	.92	1.56	1.67	1.42
Manufacture of chemical products n.e.c. ....	.18	.21	.15	.08	.09
MANUFACTURE OF RUBBER AND PLASTIC PRODCUTS.....	5.14	4.99	4.53	5.69	6.08
Manufacture of rubber products.....	2.54	2.38	2.62	3.10	3.23
Manufacture of plastic products.....	2.60	2.61	1.90	2.59	2.86
MANUFACTURE OF OTHER NON-METALLIC MINERAL PRODUCTS ...	12.19	8.97	8.91	8.65	9.70
Manufacture of glass and glass products.....	.94	.67	.41	.43	.52
Manufacture of structural clay products .....	.26	.20	.17	.22	.27
Manufacture of cement, lime and plaster .....	8.47	5.92	6.27	6.34	7.05
Manufacture of articles of concrete, cement and plaster .....	1.35	1.30	1.07	1.01	1.00
Manufacture of non-metallic mineral products n.e.c..	1.17	.87	.99	.66	.86
MANUFACTURE OF BASIC IRON AND STEEL.....	2.78	1.80	2.13	2.03	3.08
Manufacture of basic iron and steel.....	2.78	1.80	2.13	2.03	3.08
MANUFACTURE OF FABRICATED METAL PRODUCTS EXCEPT MACHINERY AND EQUIPMENT .....	1.44	1.35	1.43	1.63	2.00
Manufacture of structural metal products, tanks, reservoirs and containers of metal .....	.19	.20	.27	.26	.35
Manufacture of cutlery, hand tools and general hardware .....	.26	.20	.15	.18	.28
Manufacture of other fabricated metal products .....	.99	.95	1.01	1.19	1.37
MANUFACTURE OF MACHINERY AND EQUIPMENT N.E.C. ....	.15	.11	.09	.10	.07
Manufacture of pumps, compressors, taps and valves..	.02	.02	.02	.01	.04
Manufacture of ovens, furnaces and furnace burners..	.01	-	-	-	-
Manufacture of other general purpose machinery.....	.01	-	-	-	-
Manufacture of machinery for food and beverage processing .....	.12	.09	.07	.08	.05
Manufacture of accumulators, primary cells and and primary batteries .....	.01	.01	-	-	-.02
MANUFACTURE OF MOTOR VEHICLES .....	.95	4.29	8.93	4.28	2.51
Manufacture of bodies for motor vehicles.....	.93	4.14	8.84	4.23	2.45
Manufacture of parts and accessories for motor vehicles and their engines.....	.03	.15	.09	.05	.06
MANUFACTURE OF FURNITURE; MANUFACTURING N.E.C. ....	2.84	1.98	1.77	1.61	2.05
Manufacture of furniture; manufacturing n.e.c.....	2.84	1.98	1.77	1.61	2.05
T O T A L	100.00	100.00	100.00	100.00	100.00

\* IN THE NATIONAL ACCOUNT CONCEPT AT FACTOR COST



RATIO OF COST OF ENERGY CONSUMED TO TOTAL INDUSTRIAL COST BY INDUSTRIAL GROUP - PUBLIC AND PRIVATE  
1997/1998 (1990 E.F.Y) - 2001/2002 (1994 E.F.Y)

TABLE 5.17

INDUSTRIAL GROUP	1990	1991	1992	1993	1994
MANUFACTURE OF FOOD PRODUCTS AND BEVERAGES.....	.055	.053	.056	.072	.074
Production, processing and preserving of meat, fruit and vegetables .....	.059	.048	.050	.068	.074
Manufacture of vegetable and animal oils and fats...	.069	.094	.074	.057	.092
Manufacture of dairy products .....	.078	.082	.096	.099	.051
Manufacture of grain mill products .....	.025	.026	.021	.029	.034
Manufacture of prepared animal feeds .....	.021	.020	.037	.044	.041
Manufacture of bakery products .....	.047	.048	.058	.075	.097
Manufacture of sugar and sugar confectionery .....	.057	.058	.080	.078	.063
Manufacture of macaroni and spaghetti.....	.053	.027	.032	.032	.041
Manufacture of food products n.e.c. ....	.051	.056	.040	.057	.097
Distilling, rectifying and blending of spirits .....	.084	.272	.254	.266	.304
Manufacture of wines .....	.012	.011	.016	.019	.007
Manufacture of malt liquors and malt .....	.127	.116	.118	.153	.134
Manufacture of soft drinks & production of mineral waters .....	.036	.043	.045	.077	.056
MANUFACTURE OF TOBACCO PRODUCTS .....	.010	.001	.009	.008	.008
Manufacture of tobacco products.....	.010	.001	.009	.008	.008
MANUFACTURE OF TEXTILES .....	.131	.127	.122	.125	.141
Spinning, weaving and finishing of textiles .....	.139	.134	.128	.129	.146
Manufacture of cordage, rope, twine and netting ....	.039	.039	.049	.068	.068
Knitting mills .....	.050	.037	.120	.034	.174
MANUFACTURE OF WEARING APPAREL, EXCEPT FUR APPAREL....	.040	.041	.025	.057	.030
Manufacture of wearing apparel except fur apparel...	.040	.041	.025	.057	.030
TANNING AND DRESSING OF LEATHER; MANUFACTURE OF FOOTWEAR, LUGGAGE AND HANDBAGS .....	.015	.024	.024	.022	.018
Tanning and dressing of leather, luggage and handbags	.012	.022	.023	.017	.014
Manufacture of footwear.....	.025	.027	.028	.041	.036
MANUFACTURE OF WOOD AND OF PRODUCTS OF WOOD AND CORK, EXCEPT FURNITURE .....	.196	.205	.237	.230	.224
Manufacture of wood and of products of wood and cork, except furniture.....	.196	.205	.237	.230	.224
MANUFACTURE OF PAPER, PAPER PRODUCTS AND PRINTING.....	.075	.070	.041	.063	.055
Manufacture of paper and paper products.....	.133	.152	.079	.116	.104
Publishing and printing services.....	.017	.018	.018	.021	.017
MANUFACTURE OF CHEMICALS AND CHEMICAL PRODUCTS.....	.033	.029	.028	.041	.035
Manufacture of basic chemicals, except fertilizers and nitrogen compounds.....	.231	.278	.282	.289	.290
Manufacture of paints, varnishes and mastics .....	.005	.005	.006	.003	.006

RATIO OF COST OF ENERGY CONSUMED TO TOTAL INDUSTRIAL COST BY INDUSTRIAL GROUP - PUBLIC AND PRIVATE  
1997/1998 (1990 E.F.Y) - 2001/2002 (1994 E.F.Y)

TABLE 5.17(Contd..)

INDUSTRIAL GROUP	1990	1991	1992	1993	1994
Manufacture of pharmaceuticals, medicinal chemicals and botanical products.....	.028	.012	.019	.022	.018
Manufacture of soap and detergents cleaning and polishing, perfumes and toilet preparations.....	.026	.026	.025	.028	.021
Manufacture of chemical products n.e.c. ....	.012	.024	.026	.025	.019
MANUFACTURE OF RUBBER AND PLASTIC PROCDUCTS.....	.071	.090	.080	.085	.093
Manufacture of rubber products.....	.099	.144	.123	.131	.141
Manufacture of plastic products.....	.041	.051	.040	.044	.061
MANUFACTURE OF OTHER NON-METALLIC MINERAL PRODUCTS ...	.502	.459	.473	.568	.484
Manufacture of glass and glass products.....	.434	.478	.553	.490	.544
Manufacture of structural clay products .....	.911	.919	.912	.854	.883
Manufacture of cement, lime and plaster .....	.631	.581	.596	.738	.583
Manufacture of articles of concrete, cement and plaster .....	.052	.056	.046	.054	.049
Manufacture of non-metallic mineral products n.e.c..	.109	.109	.155	.153	.200
MANUFACTURE OF BASIC IRON AND STEEL.....	.024	.030	.036	.012	.022
Manufacture of basic iron and steel.....	.024	.030	.036	.012	.022
MANUFACTURE OF FABRICATED METAL PRODUCTS EXCEPT MACHINERY AND EQUIPMENT .....	.063	.073	.075	.053	.063
Manufacture of structural metal products, tanks, reservoirs and containers of metal .....	.024	.031	.022	.033	.045
Manufacture of cutlery, hand tools and general hardware .....	.058	.040	.080	.077	.026
Manufacture of other fabricated metal products .....	.075	.099	.092	.054	.081
MANUFACTURE OF MACHINERY AND EQUIPMENT N.E.C. ....	.036	.047	.053	.040	.064
Manufacture of pumps, compressors, taps and valves..	.025	.028	.059	.066	.079
Manufacture of ovens, furnaces and furnace burners..	.086	.294	.089	-	-
Manufacture of other general purpose machinery.....	.027	.043	.050	.034	.077
Manufacture of machinery for food and beverage processing .....	.027	.043	.050	.034	.077
Manufacture of accumulators, primary cells and and primary batteries .....	.079	.082	.030	.030	.039
MANUFACTURE OF MOTOR VEHICLES .....	.006	.002	.003	.010	.010
Manufacture of bodies for motor vehicles.....	.006	.002	.003	.010	.010
Manufacture of parts and accessories for motor vehicles and their engines.....	.080	.085	.054	.091	.091
MANUFACTURE OF FURNITURE; MANUFACTURING N.E.C. ....	.021	.020	.020	.028	.023
Manufacture of furniture; manufacturing n.e.c.....	.021	.020	.020	.028	.023
T O T A L	.090	.081	.076	.090	.095

RATIO OF VALUE ADDED\* TO GROSS VALUE OF PRODUCTION BY INDUSTRIAL GROUP- PUBLIC AND PRIVATE  
1997/1998 (1990 E.F.Y) - 2001/2002 (1994 E.F.Y)

TABLE 5.18

INDUSTRIAL GROUP	1990	1991	1992	1993	1994
MANUFACTURE OF FOOD PRODUCTS AND BEVERAGES.....	.208	.309	.308	.361	.321
Production, processing and preserving of meat, fruit and vegetables .....	.309	.330	.354	.343	.388
Manufacture of vegetable and animal oils and fats...	.046	.138	.124	.158	.145
Manufacture of dairy products .....	.333	.270	.344	.321	.310
Manufacture of grain mill products .....	.091	.093	.111	.090	.190
Manufacture of prepared animal feeds .....	.228	.287	.196	.242	.256
Manufacture of bakery products .....	.208	.234	.222	.237	.235
Manufacture of sugar and sugar confectionery .....	.264	.581	.513	.610	.487
Manufacture of macaroni and spaghetti.....	.435	.207	.254	.199	.291
Manufacture of food products n.e.c. ....	.250	.323	.298	.395	.361
Distilling, rectifying and blending of spirits ....	.292	.400	.281	.329	.353
Manufacture of wines .....	.281	.342	.305	.289	.304
Manufacture of malt liquors and malt .....	.212	.143	.298	.364	.297
Manufacture of soft drinks & production of mineral waters .....	.125	.192	.161	.167	.203
MANUFACTURE OF TOBACCO PRODUCTS .....	.408	.322	.401	.261	.351
Manufacture of tobacco products.....	.408	.322	.401	.261	.351
MANUFACTURE OF TEXTILES .....	.209	.189	.221	.201	.162
Spinning, weaving and finishing of textiles .....	.190	.171	.206	.195	.153
Manufacture of cordage, rope, twine and netting ....	.370	.382	.367	.291	.254
Knitting mills .....	.280	.315	.357	.110	.309
MANUFACTURE OF WEARING APPAREL, EXCEPT FUR APPAREL....	.124	.212	.239	.244	.246
Manufacture of wearing apparel except fur apparel...	.124	.212	.239	.244	.246
TANNING AND DRESSING OF LEATHER; MANUFACTURE OF FOOTWEAR, LUGGAGE AND HANDBAGS .....	.166	.250	.175	.134	.182
Tanning and dressing of leather, luggage and handbags	.134	.253	.156	.107	.167
Manufacture of footwear.....	.256	.245	.210	.212	.230
MANUFACTURE OF WOOD AND OF PRODUCTS OF WOOD AND CORK, EXCEPT FURNITURE .....	.421	.383	.367	.405	.409
Manufacture of wood and of products of wood and cork, except furniture.....	.421	.383	.367	.405	.409
MANUFACTURE OF PAPER, PAPER PRODUCTS AND PRINTING.....	.374	.374	.385	.365	.337
Manufacture of paper and paper products.....	.274	.236	.280	.248	.185
Publishing and printing services.....	.448	.435	.436	.436	.412
MANUFACTURE OF CHEMICALS AND CHEMICAL PRODUCTS.....	.324	.188	.253	.215	.230
Manufacture of basic chemicals, except fertilizers and nitrogen compounds.....	-.076	.104	.408	.357	.396
Manufacture of paints, varnishes and mastics .....	.284	.243	.235	.220	.215

\* IN THE NATIONAL ACCOUNT CONCEPT AT FACTOR COST

RATIO OF VALUE ADDED\* TO GROSS VALUE OF PRODUCTION BY INDUSTRIAL GROUP- PUBLIC AND PRIVATE  
1997/1998 (1990 E.F.Y) - 2001/2002 (1994 E.F.Y)

TABLE 5.18(Contd..)

INDUSTRIAL GROUP	1990	1991	1992	1993	1994
Manufacture of pharmaceuticals, medicinal chemicals and botanical products.....	.520	.203	.339	.210	.294
Manufacture of soap and detergents cleaning and polishing, perfumes and toilet preparations.....	.197	.139	.189	.184	.164
Manufacture of chemical products n.e.c. ....	.145	.268	.255	.164	.163
MANUFACTURE OF RUBBER AND PLASTIC PROCDUCTS.....	.251	.282	.271	.307	.288
Manufacture of rubber products.....	.242	.296	.305	.352	.326
Manufacture of plastic products.....	.261	.271	.235	.265	.255
MANUFACTURE OF OTHER NON-METALLIC MINERAL PRODUCTS ...	.340	.305	.339	.322	.309
Manufacture of glass and glass products.....	.447	.495	.397	.457	.489
Manufacture of structural clay products .....	.324	.318	.321	.333	.344
Manufacture of cement, lime and plaster .....	.345	.298	.351	.335	.312
Manufacture of articles of concrete, cement and plaster .....	.376	.332	.328	.301	.316
Manufacture of non-metallic mineral products n.e.c..	.243	.239	.274	.220	.230
MANUFACTURE OF BASIC IRON AND STEEL.....	.149	.165	.206	.119	.150
Manufacture of basic iron and steel.....	.149	.165	.206	.119	.150
MANUFACTURE OF FABRICATED METAL PRODUCTS EXCEPT MACHINERY AND EQUIPMENT .....	.272	.297	.281	.255	.271
Manufacture of structural metal products, tanks, reservoirs and containers of metal .....	.220	.237	.256	.273	.336
Manufacture of cutlery, hand tools and general hardware .....	.299	.248	.219	.246	.177
Manufacture of other fabricated metal products .....	.278	.328	.302	.252	.289
MANUFACTURE OF MACHINERY AND EQUIPMENT N.E.C. ....	.329	.328	.351	.411	.263
Manufacture of pumps, compressors, taps and valves..	.326	.282	.298	.305	.309
Manufacture of ovens, furnaces and furnace burners..	.338	.490	.334	-	-
Manufacture of other general purpose machinery.....	.361	.369	.371	.436	.578
Manufacture of machinery for food and beverage processing .....	.127	.144	.259	.259	-.293
Manufacture of accumulators, primary cells and and primary batteries .....	.094	.115	.211	.178	.243
MANUFACTURE OF MOTOR VEHICLES .....	.092	.111	.209	.177	.240
Manufacture of bodies for motor vehicles.....	.419	.814	.726	.532	.532
Manufacture of parts and accessories for motor vehicles and their engines.....	.372	.324	.317	.323	.322
MANUFACTURE OF FURNITURE; MANUFACTURING N.E.C. ....	.372	.324	.317	.323	.322
Manufacture of furniture; manufacturing n.e.c.....	.240	.265	.280	.281	.274
T O T A L					

\* IN THE NATIONAL ACCOUNT CONCEPT AT FACTOR COST

VALUE ADDED\* PER PERSON ENGAGED BY INDUSTRIAL GROUP - PUBLIC AND PRIVATE  
1997/1998 (1990 E.F.Y) - 2001/2002 (1994 E.F.Y)

TABLE 5.19

(In Birr)

INDUSTRIAL GROUP	1990	1991	1992	1993	1994
MANUFACTURE OF FOOD PRODUCTS AND BEVERAGES.....	20,257	34,164	35,960	43,838	34,505
Production, processing and preserving of meat, fruit and vegetables .....	6,532	24,969	24,409	17,403	19,237
Manufacture of vegetable and animal oils and fats...	2,328	7,257	8,302	12,745	9,770
Manufacture of dairy products .....	15,548	13,682	19,031	24,490	19,336
Manufacture of grain mill products .....	10,252	12,353	16,849	11,259	18,964
Manufacture of prepared animal feeds .....	4,316	6,473	7,042	7,861	6,696
Manufacture of bakery products .....	10,497	15,648	18,520	15,500	11,743
Manufacture of sugar and sugar confectionery .....	35,402	88,153	77,813	105,852	62,351
Manufacture of macaroni and spaghetti.....	67,020	39,265	61,822	45,588	47,687
Manufacture of food products n.e.c. ....	36,325	18,199	20,177	30,357	27,591
Distilling, rectifying and blending of spirits .....	25,005	31,508	23,948	21,808	27,829
Manufacture of wines .....	7,656	9,813	10,145	11,707	15,158
Manufacture of malt liquors and malt .....	37,064	26,699	58,287	86,145	59,149
Manufacture of soft drinks & production of mineral waters .....	11,038	17,026	13,920	17,602	26,038
MANUFACTURE OF TOBACCO PRODUCTS .....	110,672	93,244	122,848	79,511	113,706
Manufacture of tobacco products.....	110,672	93,244	122,848	79,511	113,706
MANUFACTURE OF TEXTILES .....	4,938	4,658	5,605	5,794	4,881
Spinning, weaving and finishing of textiles .....	4,500	4,303	5,374	5,948	4,801
Manufacture of cordage, rope, twine and netting ....	8,558	7,589	7,518	4,863	5,696
Knitting mills .....	4,809	5,778	3,827	1,988	2,957
MANUFACTURE OF WEARING APPAREL, EXCEPT FUR APPAREL....	1,619	3,175	3,966	3,647	3,807
Manufacture of wearing apparel except fur apparel...	1,619	3,175	3,966	3,647	3,807
TANNING AND DRESSING OF LEATHER; MANUFACTURE OF FOOTWEAR, LUGGAGE AND HANDBAGS .....	14,134	19,553	14,707	15,951	22,267
Tanning and dressing of leather, luggage and handbags	17,091	25,807	16,751	17,934	29,039
Manufacture of footwear.....	11,322	13,288	12,562	13,718	14,493
MANUFACTURE OF WOOD AND OF PRODUCTS OF WOOD AND CORK, EXCEPT FURNITURE .....	13,101	11,557	11,048	15,827	12,679
Manufacture of wood and of products of wood and cork, except furniture.....	13,101	11,557	11,048	15,827	12,679
MANUFACTURE OF PAPER, PAPER PRODUCTS AND PRINTING.....	19,503	19,450	22,432	25,032	23,540
Manufacture of paper and paper products.....	23,859	15,184	18,831	25,918	16,617
Publishing and printing services.....	18,012	20,860	23,851	24,744	25,896
MANUFACTURE OF CHEMICALS AND CHEMICAL PRODUCTS.....	36,817	18,758	27,338	26,505	23,233
Manufacture of basic chemicals, except fertilizers and nitrogen compounds.....	-2,173	2,962	10,699	16,639	13,714
Manufacture of paints, varnishes and mastics .....	64,150	50,456	51,220	51,617	54,618

VALUE ADDED\* PER PERSON ENGAGED BY INDUSTRIAL GROUP - PUBLIC AND PRIVATE  
1997/1998 (1990 E.F.Y) - 2001/2002 (1994 E.F.Y)

TABLE 5.19 (Contd..)

(In Birr)

INDUSTRIAL GROUP	1990	1991	1992	1993	1994
Manufacture of pharmaceuticals, medicinal chemicals and botanical products.....	100,132	24,624	36,718	20,847	30,440
Manufacture of soap and detergents cleaning and polishing, perfumes and toilet preparations.....	18,832	14,437	23,520	32,999	18,357
Manufacture of chemical products n.e.c. ....	10,992	22,450	21,616	8,981	7,496
MANUFACTURE OF RUBBER AND PLASTIC PRODUCTS.....	25,501	31,583	32,672	39,479	31,096
Manufacture of rubber products.....	35,205	47,219	60,948	73,311	66,600
Manufacture of plastic products.....	20,097	24,263	19,944	25,415	19,417
MANUFACTURE OF OTHER NON-METALLIC MINERAL PRODUCTS ...	25,616	24,942	27,648	27,250	25,700
Manufacture of glass and glass products.....	22,150	23,696	17,210	22,158	26,873
Manufacture of structural clay products .....	8,069	8,523	7,624	7,388	8,448
Manufacture of cement, lime and plaster .....	68,052	61,814	75,567	77,646	60,915
Manufacture of articles of concrete, cement and plaster .....	8,253	10,233	8,674	8,959	9,171
Manufacture of non-metallic mineral products n.e.c..	10,347	10,321	14,196	8,803	8,469
MANUFACTURE OF BASIC IRON AND STEEL.....	37,517	31,152	41,614	43,765	47,075
Manufacture of basic iron and steel.....	37,517	31,152	41,614	43,765	47,075
MANUFACTURE OF FABRICATED METAL PRODUCTS EXCEPT MACHINERY AND EQUIPMENT .....	11,407	12,631	12,908	14,502	15,744
Manufacture of structural metal products, tanks, reservoirs and containers of metal .....	5,847	6,538	9,043	10,019	10,833
Manufacture of cutlery, hand tools and general hardware .....	7,697	7,687	6,323	8,129	9,385
Manufacture of other fabricated metal products .....	16,434	18,855	17,701	18,497	21,170
MANUFACTURE OF MACHINERY AND EQUIPMENT N.E.C. ....	5,835	4,809	7,360	12,774	7,838
Manufacture of pumps, compressors, taps and valves..	-	-	-	-	-
Manufacture of ovens, furnaces and furnace burners..	5,191	4,051	5,567	8,174	10,166
Manufacture of other general purpose machinery.....	2,963	3,688	6,861	-	-
Manufacture of machinery for food and beverage processing .....	8,765	6,467	8,244	14,629	11,653
Manufacture of accumulators, primary cells and and primary batteries .....	1,053	1,186	3,556	3,556	-15,967
MANUFACTURE OF MOTOR VEHICLES .....	16,188	70,875	117,345	95,338	51,073
Manufacture of bodies for motor vehicles.....	16,435	71,590	119,033	101,333	53,640
Manufacture of parts and accessories for motor vehicles and their engines.....	10,704	55,526	49,284	16,440	16,439
MANUFACTURE OF FURNITURE; MANUFACTURING N.E.C. ....	10,088	9,100	9,679	8,719	8,419
Manufacture of furniture; manufacturing n.e.c.....	10,088	9,100	9,679	8,719	8,419
T O T A L	16,326	20,434	23,816	25,096	22,364

RATIO OF COST OF LABOUR TO VALUE ADDED\* BY INDUSTRIAL GROUP - PUBLIC AND PRIVATE  
1997/1998 (1990 E.F.Y) - 2001/2002 (1994 E.F.Y)

TABLE 5.20

INDUSTRIAL GROUP	1990	1991	1992	1993	1994
MANUFACTURE OF FOOD PRODUCTS AND BEVERAGES.....	.305	.195	.192	.182	.268
Production, processing and preserving of meat, fruit and vegetables .....	.526	.168	.222	.312	.399
Manufacture of vegetable and animal oils and fats...	1.769	.660	.625	.449	.655
Manufacture of dairy products .....	.214	.258	.185	.163	.270
Manufacture of grain mill products .....	.524	.456	.338	.565	.310
Manufacture of prepared animal feeds .....	.832	.570	.584	.650	.649
Manufacture of bakery products .....	.346	.249	.245	.312	.365
Manufacture of sugar and sugar confectionery .....	.237	.103	.113	.098	.198
Manufacture of macaroni and spaghetti.....	.095	.149	.126	.175	.155
Manufacture of food products n.e.c. ....	.129	.235	.209	.160	.209
Distilling, rectifying and blending of spirits .....	.303	.247	.335	.343	.372
Manufacture of wines .....	.837	.590	.608	.610	.469
Manufacture of malt liquors and malt .....	.233	.397	.179	.151	.202
Manufacture of soft drinks & production of mineral waters .....	.603	.403	.519	.510	.507
MANUFACTURE OF TOBACCO PRODUCTS .....	.091	.120	.094	.174	.152
Manufacture of tobacco products.....	.091	.120	.094	.174	.152
MANUFACTURE OF TEXTILES .....	.801	.839	.839	.807	1.092
Spinning, weaving and finishing of textiles .....	.875	.904	.887	.793	1.124
Manufacture of cordage, rope, twine and netting ....	.494	.552	.579	.936	.889
Knitting mills .....	.466	.408	.570	.929	.568
MANUFACTURE OF WEARING APPAREL, EXCEPT FUR APPAREL....	2.289	1.188	1.019	1.209	1.181
Manufacture of wearing apparel except fur apparel...	2.289	1.188	1.019	1.209	1.181
TANNING AND DRESSING OF LEATHER; MANUFACTURE OF FOOTWEAR, LUGGAGE AND HANDBAGS .....	.422	.375	.512	.534	.406
Tanning and dressing of leather, luggage and handbags	.406	.339	.535	.570	.416
Manufacture of footwear.....	.445	.446	.480	.483	.384
MANUFACTURE OF WOOD AND OF PRODUCTS OF WOOD AND CORK, EXCEPT FURNITURE .....	.434	.535	.541	.401	.434
Manufacture of wood and of products of wood and cork, except furniture.....	.434	.535	.541	.401	.434
MANUFACTURE OF PAPER, PAPER PRODUCTS AND PRINTING.....	.365	.374	.319	.341	.361
Manufacture of paper and paper products.....	.291	.472	.339	.320	.464
Publishing and printing services.....	.399	.350	.313	.348	.339
MANUFACTURE OF CHEMICALS AND CHEMICAL PRODUCTS.....	.148	.342	.237	.271	.316
Manufacture of basic chemicals, except fertilizers and nitrogen compounds.....	-2.738	2.076	.501	.365	.507
Manufacture of paints, varnishes and mastics .....	.127	.151	.150	.155	.162

\* IN THE NATIONAL ACCOUNT CONCEPT AT FACTOR COST

RATIO OF COST OF LABOUR TO VALUE ADDED\* BY INDUSTRIAL GROUP - PUBLIC AND PRIVATE  
1997/1998 (1990 E.F.Y) - 2001/2002 (1994 E.F.Y)

TABLE 5.20(Contd..)

INDUSTRIAL GROUP	1990	1991	1992	1993	1994
Manufacture of pharmaceuticals, medicinal chemicals and botanical products.....	.044	.313	.231	.430	.351
Manufacture of soap and detergents cleaning and polishing, perfumes and toilet preparations.....	.250	.371	.232	.206	.275
Manufacture of chemical products n.e.c. ....	.590	.231	.252	.516	.966
MANUFACTURE OF RUBBER AND PLASTIC PRODUCTS.....	.261	.231	.238	.210	.239
Manufacture of rubber products.....	.260	.225	.195	.188	.195
Manufacture of plastic products.....	.262	.237	.297	.235	.289
MANUFACTURE OF OTHER NON-METALLIC MINERAL PRODUCTS ...	.196	.240	.236	.263	.266
Manufacture of glass and glass products.....	.244	.240	.379	.313	.257
Manufacture of structural clay products .....	.575	.575	.574	.560	.521
Manufacture of cement, lime and plaster .....	.115	.158	.149	.166	.161
Manufacture of articles of concrete, cement and plaster .....	.431	.394	.418	.494	.478
Manufacture of non-metallic mineral products n.e.c..	.396	.492	.475	.708	.807
MANUFACTURE OF BASIC IRON AND STEEL.....	.248	.304	.243	.292	.247
Manufacture of basic iron and steel.....	.248	.304	.243	.292	.247
MANUFACTURE OF FABRICATED METAL PRODUCTS EXCEPT MACHINERY AND EQUIPMENT .....	.542	.467	.474	.504	.457
Manufacture of structural metal products, tanks, reservoirs and containers of metal .....	.755	.609	.569	.585	.481
Manufacture of cutlery, hand tools and general hardware .....	.685	.676	.825	.681	.571
Manufacture of other fabricated metal products .....	.464	.393	.395	.460	.427
MANUFACTURE OF MACHINERY AND EQUIPMENT N.E.C. ....	.607	.802	.566	.441	.664
Manufacture of pumps, compressors, taps and valves..	.544	.600	.434	.672	.391
Manufacture of ovens, furnaces and furnace burners..	.688	.826	.524	-	-
Manufacture of other general purpose machinery.....	.360	.578	.597	.406	.597
Manufacture of machinery for food and beverage processing .....	.360	.578	.597	.406	.597
Manufacture of accumulators, primary cells and and primary batteries .....	5.098	4.550	.660	.660	-.210
MANUFACTURE OF MOTOR VEHICLES .....	.589	.131	.074	.147	.235
Manufacture of bodies for motor vehicles.....	.589	.132	.073	.143	.228
Manufacture of parts and accessories for motor vehicles and their engines.....	.580	.093	.093	.543	.543
MANUFACTURE OF FURNITURE; MANUFACTURING N.E.C. ....	.467	.565	.539	.585	.561
Manufacture of furniture; manufacturing n.e.c.....	.467	.565	.539	.585	.561
T O T A L	.332	.286	.264	.278	.336

\* IN THE NATIONAL ACCOUNT CONCEPT AT FACTOR COST



RATIO OF COST OF LABOUR TO GROSS VALUE PRODUCTION BY INDUSTRIAL GROUP - PUBLIC AND PRIVATE  
1997/1998 (1990 E.F.Y) - 2001/2002 (1994 E.F.Y)

TABLE 5.21

INDUSTRIAL GROUP	1990	1991	1992	1993	1994
MANUFACTURE OF FOOD PRODUCTS AND BEVERAGES.....	.063	.060	.059	.066	.086
Production, processing and preserving of meat, fruit and vegetables .....	.162	.055	.079	.107	.155
Manufacture of vegetable and animal oils and fats...	.082	.091	.077	.071	.095
Manufacture of dairy products .....	.071	.070	.064	.052	.084
Manufacture of grain mill products .....	.048	.042	.038	.051	.059
Manufacture of prepared animal feeds .....	.190	.163	.114	.157	.167
Manufacture of bakery products .....	.072	.058	.054	.074	.086
Manufacture of sugar and sugar confectionery .....	.062	.060	.058	.060	.097
Manufacture of macaroni and spaghetti.....	.041	.031	.032	.035	.045
Manufacture of food products n.e.c. ....	.032	.076	.062	.063	.076
Distilling, rectifying and blending of spirits .....	.089	.099	.094	.113	.131
Manufacture of wines .....	.236	.202	.185	.176	.142
Manufacture of malt liquors and malt .....	.049	.057	.053	.055	.060
Manufacture of soft drinks & production of mineral waters .....	.076	.077	.084	.085	.103
MANUFACTURE OF TOBACCO PRODUCTS .....	.037	.039	.038	.046	.053
Manufacture of tobacco products.....	.037	.039	.038	.046	.053
MANUFACTURE OF TEXTILES .....	.168	.159	.185	.162	.177
Spinning, weaving and finishing of textiles .....	.166	.154	.182	.155	.172
Manufacture of cordage, rope, twine and netting ....	.183	.211	.213	.273	.226
Knitting mills .....	.130	.128	.203	.102	.175
MANUFACTURE OF WEARING APPAREL, EXCEPT FUR APPAREL....	.285	.252	.243	.295	.290
Manufacture of wearing apparel except fur apparel...	.285	.252	.243	.295	.290
TANNING AND DRESSING OF LEATHER; MANUFACTURE OF FOOTWEAR, LUGGAGE AND HANDBAGS .....	.070	.094	.090	.072	.074
Tanning and dressing of leather, luggage and handbags	.054	.086	.084	.061	.070
Manufacture of footwear.....	.114	.109	.101	.102	.088
MANUFACTURE OF WOOD AND OF PRODUCTS OF WOOD AND CORK, EXCEPT FURNITURE .....	.183	.205	.198	.163	.177
Manufacture of wood and of products of wood and cork, except furniture.....	.183	.205	.198	.163	.177
MANUFACTURE OF PAPER, PAPER PRODUCTS AND PRINTING.....	.136	.140	.123	.125	.122
Manufacture of paper and paper products.....	.080	.111	.095	.079	.086
Publishing and printing services.....	.179	.152	.137	.152	.140
MANUFACTURE OF CHEMICALS AND CHEMICAL PRODUCTS.....	.048	.064	.060	.058	.073
Manufacture of basic chemicals, except fertilizers and nitrogen compounds.....	.207	.216	.204	.130	.201
Manufacture of paints, varnishes and mastics .....	.036	.037	.035	.034	.035

RATIO OF COST OF LABOUR TO GROSS VALUE PRODUCTION BY INDUSTRIAL GROUP - PUBLIC AND PRIVATE  
1997/1998 (1990 E.F.Y) - 2001/2002 (1994 E.F.Y)

TABLE 5.21(Contd..)

INDUSTRIAL GROUP	1989	1990	1991	1992	1993
Manufacture of pharmaceuticals, medicinal chemicals and botanical products.....	.023	.063	.078	.090	.103
Manufacture of soap and detergents cleaning and polishing, perfumes and toilet preparations.....	.049	.051	.044	.038	.045
Manufacture of chemical products n.e.c. ....	.086	.062	.064	.085	.158
MANUFACTURE OF RUBBER AND PLASTIC PRODUCTS.....	.065	.065	.064	.064	.069
Manufacture of rubber products.....	.063	.067	.059	.066	.064
Manufacture of plastic products.....	.068	.064	.070	.062	.074
MANUFACTURE OF OTHER NON-METALLIC MINERAL PRODUCTS ...	.067	.073	.080	.085	.082
Manufacture of glass and glass products.....	.109	.119	.150	.143	.126
Manufacture of structural clay products .....	.186	.183	.184	.186	.179
Manufacture of cement, lime and plaster .....	.039	.047	.052	.056	.050
Manufacture of articles of concrete, cement and plaster .....	.162	.131	.137	.148	.151
Manufacture of non-metallic mineral products n.e.c..	.096	.117	.130	.155	.185
MANUFACTURE OF BASIC IRON AND STEEL.....	.037	.050	.050	.035	.037
Manufacture of basic iron and steel.....	.037	.050	.050	.035	.037
MANUFACTURE OF FABRICATED METAL PRODUCTS EXCEPT MACHINERY AND EQUIPMENT .....	.147	.139	.133	.129	.124
Manufacture of structural metal products, tanks, reservoirs and containers of metal .....	.166	.144	.146	.160	.161
Manufacture of cutlery, hand tools and general hardware .....	.205	.168	.180	.168	.101
Manufacture of other fabricated metal products .....	.129	.129	.120	.116	.123
MANUFACTURE OF MACHINERY AND EQUIPMENT N.E.C. ....	.200	.263	.199	.181	.174
Manufacture of pumps, compressors, taps and valves..	-	-	-	-	-
Manufacture of ovens, furnaces and furnace burners..	.177	.169	.129	.205	.121
Manufacture of other general purpose machinery.....	.233	.405	.175	-	-
Manufacture of machinery for food and beverage processing .....	.130	.213	.222	.177	.345
Manufacture of accumulators, primary cells and and primary batteries .....	.648	.657	.171	.171	.061
MANUFACTURE OF MOTOR VEHICLES .....	.055	.015	.016	.026	.057
Manufacture of bodies for motor vehicles.....	.054	.015	.015	.025	.055
Manufacture of parts and accessories for motor vehicles and their engines.....	.243	.076	.067	.288	.288
MANUFACTURE OF FURNITURE; MANUFACTURING N.E.C. ....	.173	.183	.171	.189	.181
Manufacture of furniture; manufacturing n.e.c.....	.173	.183	.171	.189	.181
T O T A L	.080	.076	.074	.078	.092

RATIO OF OPERATING SURPLUS TO GROSS VALUE OF PRODUCTION BY INDUSTRIAL GROUP - PUBLIC AND PRIVATE  
1997/1998 (1990 E.F.Y) - 2001/2002 (1994 E.F.Y)

TABLE 5.22

INDUSTRIAL GROUP	1990	1991	1992	1993	1994
MANUFACTURE OF FOOD PRODUCTS AND BEVERAGES.....	.144	.249	.248	.295	.235
Production, processing and preserving of meat, fruit and vegetables .....	.146	.274	.275	.236	.233
Manufacture of vegetable and animal oils and fats...	-.036	.047	.046	.087	.050
Manufacture of dairy products .....	.262	.200	.280	.268	.226
Manufacture of grain mill products .....	.043	.050	.074	.039	.131
Manufacture of prepared animal feeds .....	.038	.123	.081	.084	.090
Manufacture of bakery products .....	.136	.176	.168	.163	.149
Manufacture of sugar and sugar confectionery .....	.201	.521	.455	.550	.390
Manufacture of macaroni and spaghetti.....	.394	.176	.222	.164	.246
Manufacture of food products n.e.c. ....	.218	.247	.236	.331	.285
Distilling, rectifying and blending of spirits ....	.204	.301	.187	.216	.222
Manufacture of wines .....	.046	.141	.120	.113	.161
Manufacture of malt liquors and malt .....	.163	.086	.245	.309	.237
Manufacture of soft drinks & production of mineral waters .....	.050	.114	.078	.082	.100
MANUFACTURE OF TOBACCO PRODUCTS .....	.371	.283	.364	.215	.297
Manufacture of tobacco products.....	.371	.283	.364	.215	.297
MANUFACTURE OF TEXTILES .....	.042	.031	.035	.039	-.015
Spinning, weaving and finishing of textiles .....	.024	.016	.023	.040	-.019
Manufacture of cordage, rope, twine and netting ....	.188	.171	.154	.019	.028
Knitting mills .....	.149	.186	.154	.008	.133
MANUFACTURE OF WEARING APPAREL, EXCEPT FUR APPAREL....	-.160	-.040	-.005	-.051	-.044
Manufacture of wearing apparel except fur apparel...	-.160	-.040	-.005	-.051	-.044
TANNING AND DRESSING OF LEATHER; MANUFACTURE OF FOOTWEAR, LUGGAGE AND HANDBAGS .....	.096	.156	.085	.063	.108
Tanning and dressing of leather, luggage and handbags	.079	.167	.073	.046	.098
Manufacture of footwear.....	.142	.135	.109	.110	.142
MANUFACTURE OF WOOD AND OF PRODUCTS OF WOOD AND CORK, EXCEPT FURNITURE .....	.239	.178	.168	.243	.231
Manufacture of wood and of products of wood and cork, except furniture.....	.239	.178	.168	.243	.231
MANUFACTURE OF PAPER, PAPER PRODUCTS AND PRINTING.....	.237	.234	.262	.241	.215
Manufacture of paper and paper products.....	.194	.124	.185	.168	.099
Publishing and printing services.....	.269	.283	.300	.284	.272
MANUFACTURE OF CHEMICALS AND CHEMICAL PRODUCTS.....	.276	.124	.193	.157	.157
Manufacture of basic chemicals, except fertilizers and nitrogen compounds.....	-.282	-.112	.204	.227	.195
Manufacture of paints, varnishes and mastics .....	.248	.207	.200	.186	.180

RATIO OF OPERATING SURPLUS TO GROSS VALUE OF PRODUCTION BY INDUSTRIAL GROUP - PUBLIC AND PRIVATE  
TABLE 5.22(Contd..) 1997/1998 (1990 E.F.Y) - 2001/2002 (1994 E.F.Y)

INDUSTRIAL GROUP	1990	1991	1992	1993	1994
Manufacture of pharmaceuticals, medicinal chemicals and botanical products.....	.497	.139	.261	.120	.191
Manufacture of soap and detergents cleaning and polishing, perfumes and toilet preparations.....	.147	.087	.145	.146	.119
Manufacture of chemical products n.e.c. ....	.059	.206	.191	.079	.006
MANUFACTURE OF RUBBER AND PLASTIC PRODUCTS.....					
Manufacture of rubber products.....	.186	.217	.207	.242	.219
Manufacture of plastic products.....	.179	.230	.246	.286	.263
	.193	.207	.165	.203	.181
MANUFACTURE OF OTHER NON-METALLIC MINERAL PRODUCTS ...					
Manufacture of glass and glass products.....	.273	.231	.259	.237	.227
Manufacture of structural clay products .....	.338	.376	.246	.314	.363
Manufacture of cement, lime and plaster .....	.138	.135	.137	.147	.165
Manufacture of articles of concrete, cement and plaster .....	.305	.251	.299	.279	.261
Manufacture of non-metallic mineral products n.e.c..	.214	.201	.191	.152	.165
	.147	.121	.144	.064	.044
MANUFACTURE OF BASIC IRON AND STEEL.....	.112	.115	.156	.084	.113
Manufacture of basic iron and steel.....	.112	.115	.156	.084	.113
MANUFACTURE OF FABRICATED METAL PRODUCTS EXCEPT MACHINERY AND EQUIPMENT .....					
Manufacture of structural metal products, tanks, reservoirs and containers of metal .....	.125	.158	.148	.126	.147
Manufacture of cutlery, hand tools and general hardware .....	.054	.093	.110	.113	.174
Manufacture of other fabricated metal products .....	.094	.080	.038	.078	.076
	.149	.199	.183	.136	.166
MANUFACTURE OF MACHINERY AND EQUIPMENT N.E.C. ....	.129	.065	.152	.229	.088
Manufacture of pumps, compressors, taps and valves..	-	-	-	-	-
Manufacture of ovens, furnaces and furnace burners..	.149	.113	.169	.100	.188
Manufacture of other general purpose machinery.....	.106	.085	.159	-	-
Manufacture of machinery for food and beverage processing .....	.231	.156	.149	.259	.233
Manufacture of accumulators, primary cells and and primary batteries .....	-.521	-.513	.088	.088	-.354
MANUFACTURE OF MOTOR VEHICLES .....					
Manufacture of bodies for motor vehicles.....	.039	.100	.195	.152	.186
Manufacture of parts and accessories for motor vehicles and their engines.....	.038	.097	.194	.152	.185
	.176	.738	.659	.243	.243
MANUFACTURE OF FURNITURE; MANUFACTURING N.E.C. ....	.198	.141	.146	.134	.141
Manufacture of furniture; manufacturing n.e.c.....	.198	.141	.146	.134	.141
T O T A L	.160	.189	.206	.203	.182

**PART VI**

**STATISTICAL TABLES ON ELECTRICITY  
INDUSTRIES**

**1997/98 - 2001/2002 (1990 - 1994 E.F.Y.)**

**NUMBER OF EMPLOYEES BY OCCUPATIONAL GROUP AND SEX IN ELECTRICITY INDUSTRY**  
1990 -1994 E.F.Y (1997/1998-2001/2002 G.C)

**TABLE 6.1**

OCCUPATIONAL GROUP		NUMBER OF EMPLOYEES*														
		1990			1991			1992			1993			1994		
		MALE	FEMALE	TOTAL	MALE	FEMALE	TOTAL	MALE	FEMALE	TOTAL	MALE	FEMALE	TOTAL	MALE	FEMALE	TOTAL
ADMINISTRATIVE, PROFESSIONAL AND TECHNICAL EMPLOYEES		1263	38	1301	1242	37	1279	1266	38	1304	1245	37	1282	1238	37	1275
CLERICAL AND SALES WORKERS		1489	622	2111	1465	606	2071	1492	615	2107	1466	604	2070	1458	601	2059
SKILLED PRODUCTION WORKERS		578	79	657	569	77	646	579	78	657	568	77	645	565	77	642
SEMI-SKILLED WORKERS		1677	46	1723	1650	45	1695	1680	46	1726	1650	45	1695	1641	45	1686
UNSKILLED WORKERS		2134	435	2569	2098	424	2522	2139	430	2569	2101	422	2523	2090	420	2510
TOTAL		7141	1220	8361	7024	1189	8213	7166	1207	8363	7030	1185	8215	6992	1181	8173

\*Excludes number of casual workers

**NUMBER OF EMPLOYEES\* BY WAGES AND SALARIES GROUP AND SEX IN ELECTRICITY INDUSTRY**  
1990 - 94 E.F.Y. (1997/98-2001/2002 G.C.)

**TABLE 6.2**

TABLE 6.2															
GROSS SALARY GROUP	NUMBER OF EMPLOYEES														
	1990			1991			1992			1993			1994		
	MALE	FEMALE	TOTAL	MALE	FEMALE	TOTAL	MALE	FEMALE	TOTAL	MALE	FEMALE	TOTAL	MALE	FEMALE	TOTAL
105-204	535	214	749	612	194	806	642	193	835	639	98	737	578	58	636
205-304	885	91	976	530	69	599	596	83	679	213	168	381	353	195	548
305-504	1422	240	1662	1193	194	1387	1257	199	1456	1285	176	1461	978	125	1103
505-704	2077	297	2374	1766	265	2031	1747	269	2016	1217	218	1435	849	171	1020
705-1004	1632	322	1954	1998	361	2359	1991	358	2349	2238	334	2572	2192	342	2534
1005-1304	500	49	549	713	90	803	710	90	800	1023	194	1217	1290	266	1556
1305-2000	87	6	93	196	13	209	197	12	209	358	22	380	652	74	726
OVER 2000	3	1	4	16	3	19	16	3	19	28	4	32	47	3	50
TOTAL	7141	1220	8361	7024	1189	8213	7166	1207	8363	7001	1214	8215	6939	1234	8173

\* Refers to the number of permanent employees in the month of June according to Ethiopian Fiscal Year.

**WAGES AND SALARIES\* PAID BY OCCUPATIONAL GROUP IN ELECTRICITY INDUSTRY  
1990- 94 E.F.Y. (1997/98-2001/2002 G.C.)**

**TABLE 6.3**

**(IN '000 BIRR)**

OCCUPATIONAL GROUP	1990	1991	1992	1993	1994
ADMINISTRATIVE, PROFESSIONAL AND TECHNICAL EMPLOYEES	14563	15130	16341	17223	179633
CLERICAL AND SALES WORKERS	14495	15059	16266	17135	17854
SKILLED PRODUCTION WORKERS	13580	14108	15238	16048	16734
SEMI-SKILLED WORKERS	13652	14183	15319	16135	16829
UNSKILLED WORKERS	17295	17968	19407	20441	21338
<b>TOTAL</b>	<b>73585</b>	<b>76448</b>	<b>82571</b>	<b>86982</b>	<b>90718</b>

\* Includes Wages of Casual Workers

**INSTALLED GENERATING CAPACITY AND ELECTRICITY PRODUCTION  
1985 - 94 E.F.Y. (1992/93-2001/2002 G.C.)**

**TABLE 6.4**

YEAR	INSTALLED GENERATING CAPACITY (KW)				ELECTRICITY PRODUCTION ('000 KWH)			
	HYDRO	THERMAL	GEO THERMAL	TOTAL	HYDRO	THERMAL	GEO THERMAL	TOTAL
1985	377414	33077	-	410491	1251075	26912	-	1277987
1986	378214	35612	-	413826	1350367	44612	-	1394979
1987	378030	33457	-	411487	1416434	35576	-	1452010
1988	377750	41453	-	419203	1507455	42441	-	1549896
1989	377750	38307	-	416057	1566375	47776	-	1614151
1990	377750	40707	-	418457	1579495	48749	-	1628244
1991	377750	36451	7300	421501	1606168	20622	26299	1653089
1992	377750	35857	7300	420907	1645820	23016	19993	1688829
1993	450750	35524	7300	493574	1789829	17091	5074	1811994
1994	450750	36539	7300	494589	1991812	16647	1014	2009472

**QUANTITY OF ELECTRICITY SOLD AND REVENUE FROM SALES BY TYPE OF TARIFF**  
**1990 - 1994 E.F.Y. (1997/98 - 2001/2002 G.C.)**

**TABLE 6.5**

TYPE OF TARIFF	1990		1991		1992		1993		1994	
	ELECTRICITY SOLD		ELECTRICITY SOLD		ELECTRICITY SOLD		ELECTRICITY SOLD		ELECTRICITY SOLD	
	('000 KWH)	('000 BIRR)	('000 KWH)	('000 BIRR)	('000 KWH)	('000 BIRR)	('000 KWH)	('000 BIRR)	('000 KWH)	('000 BIRR)
DOMESTIC	524079	150147	498858	174955	506081	175980	520635	183463	581354	207068
COMMERCIAL	278065	146304	304116	189549	328331	202218	338736	211484	391257	245497
STREET LIGHTING	9311	3292	11035	4703	9333	3982	10716	4560	13309	5516
INDUSTRIAL	547045	210987	518323	245182	532005	246476	542043	253903	635820	284007
TOTAL	1358500	510730	1332332	614389	1375750	628656	1412130	653410	1621440	742088

**GROSS REVENUE FROM SALES, TOTAL INTERMEDIATE COST AND  
VALUE ADDED IN ELECTRICITY INDUSTRY**  
**1990 - 94 E.F.Y. (1997/98-2001/2002 G.C.)**

**TABLE 6.6**

**( IN '000 BIRR )**

YEAR	GROSS REVENUE FROM SALES	TOTAL INTERMEDIATE COST	VALUE ADDED
	1	2	3 = (1-2)
1990	646044	155049	490995
1991	723052	189006	534046
1992	745198	104730	640468
1993	743359	111492	631867
1994	805365	136448	668917



**VALUE OF FIXED ASSETS BY TYPE IN ELECTRICITY INDUSTRY**  
1990 - 94 E.F.Y. (1997/98-2001/2002 G.C.)

**TABLE 6.7**

TYPE OF FIXED ASSETS	( IN ' 000 BIRR )				
	1990	1991	1992	1993	1994
RESIDENTIAL & NON - RESIDENTIAL BUILDINGS	146997	128957	126523	174752	165453
OTHER CONSTRUCTION & WORKS	294561	283076	1832870	2092685	2940127
MACHINERY & EQUIPMENT	952000	939512	1813473	2491194	2414656
VEHICLES	8879	14254	39153	55199	46014
OTHERS	1607	1720	2934	8395	7997
<b>TOTAL</b>	<b>1404044</b>	<b>1367519</b>	<b>3814953</b>	<b>4822225</b>	<b>5574247</b>

**INVESTMENT IN FIXED ASSETS\* BY TYPE OF FIXED ASSETS IN ELECTRICITY INDUSTRY**  
1990 - 94 E.F.Y. (1997/98-2001/2002 G.C.)

**TABLE 6.8**

TYPE OF FIXED ASSETS	( IN ' 000 BIRR )				
	1990	1991	1992	1993	1994
RESIDENTIAL & NON - RESIDENTIAL BUILDINGS	1483	-	3289	25328	3
OTHER CONSTRUCTION & WORKS	4490	-	886348	1126889	870844
MACHINERY & EQUIPMENT	38034	25005	784247	491738	22707
VEHICLES	5276	11166	37339	28159	9221
OTHERS	400	555	1631	816	1044
<b>TOTAL</b>	<b>49683</b>	<b>36726</b>	<b>1712854</b>	<b>1672930</b>	<b>903815</b>

\* Provisional

## **ANNEX : SURVEY QUESTIONNAIRE**

**CONFIDENTIAL**  
**FOR STATISTICAL USE ONLY**

**FOR OFFICE USE ONLY**  
**QUEST. (MI) \_\_\_\_\_**

**NAME OF ESTABLISHMENT \_\_\_\_\_**  
\_\_\_\_\_  
\_\_\_\_\_

**ISIC \_\_\_\_\_**

**SR. NO \_\_\_\_\_**

**THE FEDERAL DEMOCRATIC REPUBLIC OF  
ETHIOPIA  
CENTRAL STATISTICAL AUTHORITY**

**ANNUAL SURVEY OF MANUFACTURING  
INDUSTRY  
(19.....)**

# SURVEY OF LARGE AND MEDIUM MANUFACTURING INDUSTRIES

## ITEM 1 - IDENTIFICATION PARTICULARS

### 1.1 ADDRESS OF THE ESTABLISHMENT

1	2	3	4	5	6	7	8
KILLIL	ZONE	WEREDA	TOWN	HIGHER	KEBELE	HOUSE NO.	QUES. L. M.
9	10			11		12	
ISIC NO. (FOR OFFICE USE)	REGISTERED NAME OF ESTABLISHMENT/OWNER			SR.NO.OF ESTAB. (For Office)		TELEPHONE NO.	

### 1.2 ADDRESS OF HEAD OFFICE IF SEPARATE FROM FACTORY

1	2	3	4	5	6	7	8	9
KILLIL	ZONE	WEREDA	TOWN	HIGHER	KEBELE	HOUSE NO.	TELEPHONE NO.	P.O.BOX NO.

## ITEM 2 - BASIC INFORMATION ABOUT THE ESTABLISHMENT

<p>2.1 MAJOR PRODUCTS OF THE ESTABLISHMENT (ENUMERATE IN ORDER OF THEIR VALUE OF SALES)</p> <p>_____</p> <p>2.2 IF MULTI-ESTABLISHMENT ENTERPRISE, NUMBER OF ESTAB. _____</p> <p>2.3 DATE OF COMMENCEMENT OF OPERATION (IN ETHIOPIAN CALENDAR YEAR) _____</p> <p>2.4 DO YOU KEEP BOOKS OF ACCOUNTS? YES =1 NO =2 (IF YES PLEASE ATTACH DETAILED STATEMENT OF ACCOUNTS)</p> <p>2.5 IF THE ANSWER IS YES TO 2.4 STATE ACCORDING TO WHICH CALENDAR YEAR YOUR ACCOUNTS AND BOOKS ARE BEING KEPT</p> <p style="margin-left: 20px;">ETHIOPIAN FISCAL YEAR — (YEAR ENDING JULY 7) =1</p> <p style="margin-left: 20px;">ETHIOPIAN CALENDAR YEAR (YEAR ENDING SEPT. 10) =2</p> <p style="margin-left: 20px;">GREGORIAN CALENDAR YEAR (YEAR ENDING DEC. 31) =3</p> <p style="margin-left: 20px;">OTHERS (SPECIFY) =4</p> <p>2.6 TYPE OF OWNERSHIP OF THE ESTABLISHMENT</p> <p style="margin-left: 20px;">PRIVATE/CO-OPERATIVE =1 PUBLIC =2</p> <p style="margin-left: 20px;">PUBLIC/PRIVATE =3 % SHARE _____</p> <p>2.7 IS THE FACTORY'S OWNERSHIP TRANSFERRED FROM PUBLIC TO PRIVATE?</p> <p style="margin-left: 20px;">YES=1 NO=2</p>	<div style="text-align: center;">1</div> <div>2.2 <input style="width: 30px; height: 20px;" type="text"/></div> <div style="text-align: center;">2</div> <div>2.3 <input style="width: 100px; height: 20px;" type="text"/></div> <div style="text-align: center;">3</div> <div>2.4 <input style="width: 30px; height: 20px;" type="text"/></div> <div style="text-align: center;">4</div> <div>2.5 <input style="width: 30px; height: 20px;" type="text"/></div> <div style="text-align: center;">5</div> <div>2.6 <input style="width: 30px; height: 20px;" type="text"/></div> <div style="text-align: center;">6</div> <div>2.7 <input style="width: 30px; height: 20px;" type="text"/></div>
---	--

2.8 IF THE ANSWER TO 2.7 IS CODE 1 WHEN WAS THE TRANSFER OF OWNERSHIP FROM PUBLIC TO PRIVATE OCCURRED? \_\_\_\_\_

2.8 

7						

2.9 IF THE ANSWER TO 2.8 IS CODE 1 WHAT IS THE LEGAL FORM OF ORGANIZATION?

- INDIVIDUAL PROPRIETOR \_\_\_\_\_ =1  
 PARTNERSHIP \_\_\_\_\_ =2  
 SHARE COMPANY \_\_\_\_\_ =3  
 PRIVATE LIMITED COMPANY \_\_\_\_\_ =4  
 CO-OPERATIVE \_\_\_\_\_ =5  
 OTHER (SPECIFY) \_\_\_\_\_ =6

2.9 

9
---

2.10 NUMBER OF OWNERS OF THE ESTABLISHMENT BY SEX MALE \_\_\_\_\_ FEMALE \_\_\_\_\_

2.10 

9		
MALE	FEMALE	TOTAL

2.11 INITIAL PAID-UP CAPITAL BY OWNERSHIP AND SEX

1. PRIVATE ETHIOPIAN MALE BIRR \_\_\_\_\_  
 2. PRIVATE ETHIOPIAN FEMALE BIRR \_\_\_\_\_  
 3. PRIVATE NON-ETHIOPIAN BIRR \_\_\_\_\_  
 4. PUBLIC BIRR \_\_\_\_\_  
 5. OTHERS (SPECIFY) BIRR \_\_\_\_\_  
 6. TOTAL BIRR \_\_\_\_\_

2.11 

10									

11									

12									

13									

14									

15									

2.12 CURRENT PAID-UP CAPITAL BY OWNERSHIP AND SEX

1. PRIVATE ETHIOPIAN MALE BIRR \_\_\_\_\_  
 2. PRIVATE ETHIOPIAN FEMALE BIRR \_\_\_\_\_  
 3. PRIVATE NON-ETHIOPIAN BIRR \_\_\_\_\_  
 4. PUBLIC BIRR \_\_\_\_\_  
 5. OTHERS (SPECIFY) BIRR \_\_\_\_\_  
 6. TOTAL BIRR \_\_\_\_\_

2.12 

16									

17									

18									

19									

20									

21									

2.13 NUMBER OF MONTHS THE ESTABLISHMENT OPERATED DURING 1994 E.F.Y. (2001/02 G.C..) \_\_\_\_\_

2.13 

22
----

2.14 WHAT WERE THE THREE MAJOR PROBLEMS THAT PREVENTED YOU FROM OPERATING FULL YEAR (ENUMERATE IN ORDER OF IMPORTANCE)

- SHORTAGE OF RAW MATERIALS \_\_\_\_\_ =1  
 SHORTAGE OF SPARE PARTS \_\_\_\_\_ =2  
 SHORTAGE OF FOREIGN EXCHANGE \_\_\_\_\_ =3  
 GETTING MARKET/CUSTOMERS \_\_\_\_\_ =4  
 LACK OF WORKING CAPITAL \_\_\_\_\_ =5  
 SHORTAGE OF ELECTRIC & WATER SUPPLY \_\_\_\_\_ =6  
 REPEATED BREAKAGE OF MACHINERY \_\_\_\_\_ =7  
 GOVERNMENT RULES & REGULATIONS \_\_\_\_\_ =8  
 OTHERS (SPECIFY) \_\_\_\_\_ =9

2.14 

23
----

2.15 OWNERSHIP OF NON-RESIDENTIAL BUILDINGS

- PRIVATELY OWNED =1  
 RENTED =2  
 OTHERS (SPECIFY) =3

2.15 

24
----

2.16 IF PRIVATELY OWNED, WHAT WAS THE SOURCE OF OWNERSHIP?

- INHERITED =1 COCONSTRUCTED BY THE EST. =3  
 PROVIDED FREE =2 OTHER (SPECIFY) =4

2.16 

25
----

2.15 

26
----

2.16 

27
----

### 3.1 NUMBER OF PERSONS ENGAGED IN 19---

SR. NO.	GENERAL OCCUPATION	NUMBER OF PERSONS ENGAGED AS OF THE LAST PAY PERIOD OF WORKING DAY IN 19----													PERSON/ MONTHS	WAGES
		MESKEREM			TAHSAS			MEGABIT			SENE					
		ETHIOPIAN		FOR.	ETHIOPIAN		FOR.	ETHIOPIAN		FOR.	ETHIOPIAN		FOR.			
		MALE	FEMALE		MALE	FEMALE		MALE	FEMALE		MALE	FEMALE				
1	2	3	4	5	6	7	8	9	10	11	12	13	14	15	16	
1	WORKING PROPRIETORS, ACTIVE PARTNERS AND FAMILY WORKERS															
2	UN-PAID APPERENTICES															
3	ADMINISTRATIVE, TECHNICAL EMPLOYEES, CLERICAL AND OFFICE WORKERS															
4	PRODUCTION WORKERS															
5	PAID APPERENTICES															
6	SEASONAL & TEMPORARY WORKERS															
7	TOTAL															

**ITEM 3.2. WAGES AND SALARIES AND OTHER EMPLOYEE BENEFITS PAID (IN BIRR) IN 19----**

SR. NO.	GENERAL OCCUPATION	GROSS ANNUAL WAGES AND SALARIES PAID*				EMPLOYEES BENEFITS		ESTABLISHMENTS CONTRIBUTION ON BEHALF OF EMPLOYEES TO PENSION, LIFE AND CASUALTY INSURANCE SCHEMES	NO. OF S H I F T S	HRS. PER DAY	M O N T H S	NO. OF WORKERS PER SHIFT
		ETHIOPIAN		FOREIGNERS	TOTAL	COMMISSION, BONUSES, PROFESSIONAL AND HARDSHIP ALLOWANCES (EXCLUDING CAR ALLOWANCE AND PERDIEM)	ACTUAL COST TO THE ESTABLISHMENT OF FOOD, LODGING, MEDI- CAL & OTHER BENEFITS PROVIDED TO EMPLOY- EES FREE OF CHARGE					
		MALE	FEMALE									
1	2	3	4	5	6=(3+4+5)	7	8	9	10	11	12	13
1	PAID APPRENTICES											
2	ADMINISTRATIVE, TECHNICAL EMPLOYEES, CLERICAL & OFF. WORKERS											
3	PRODUCTION WORKERS											
4	TOTAL											

\* HERE WAGES AND SALARIES FOR SEASONAL AND TEMPORARY WORKERS SHOULD BE EXCLUDED.

**ITEM 3.3 NUMBER OF PERMANENT EMPLOYEES BY BASIC SALARY GROUP\***

SR. NO.	SEX	UNDER 75	75 AND UNDER 105	105 AND UNDER 150	150 AND UNDER 200	200 AND UNDER 250	250 AND UNDER 300	300 AND UNDER 400	400 AND UNDER 500	500 AND UNDER 700	700 AND UNDER 1000	1000 AND UNDER 1500	1500 AND UNDER 2000	2000 AND OVER	TOTAL
1	2	3	4	5	6	7	8	9	10	11	12	13	14	15	16
1	MALE														
2	FEMALE														
3	TOTAL														

\* NUMBER OF PERMANENT EMPLOYEES BY SEX & BASIC SALARY GROUP COULD BE COMPILED FROM THE PAYROLL OF LAST PERIOD OF WORKING DAY IN SENE.

## ITEM 4 - PRODUCTS AND SERVICES OF THE ESTABLISHMENT (IN BIRR) IN 19----

### 4.1 PRODUCTS AND BY-PRODUCTS

SR. NO.	DESCRIPTION OF PRODUCTS AND BY-PRODUCTS	UNIT OF MEAS.	PRODUCT CODE	U/M CODE	AVERAGE SALES PRICE PER UNIT (EX-FACTORY)	QUANTITY PRODUCED	VALUE OF PRODUCTION (EX-FACTORY)	TOTAL SALES*		OF WHICH EXPORT	
								QUANTITY	VALUE	QUANTITY	VALUE
1	2	3	4	5	6	7	8	9	10	11	12
0 1											
0 2											
0 3											
0 4											
0 5											
0 6											
0 7											
0 8											
0 9 OTHERS											
1 0 TOTAL											

\* TOTAL SALES SHOULD INCLUDE ALL DUTIES AND INDIRECT TAXES COLLECTED, i.e., TRANSACTION, TURNOVER AND EXCISE TAXES etc..

### 4.2 SERVICES AND OTHER RECEIPTS (IN BIRR) IN 19----

SR. NO.	VALUE OF CONTRACT WORK DONE FOR OTHER ON THEIR MATERIALS (EXCLUDING REPAIR & MAINTENANCE)	RECEIPT FOR REPAIR AND MAINTENANCE WORK DONE FOR OTHERS	RECEIPTS OF PRODUCTS BOUGHT AND RESOLD WITHOUT FURTHER PROCESSING	VALUE OF CAPITAL GOODS PRODUCED BY OWN EMPLOYEES AND MATERIALS FOR OWN USE	OTHER RECEIPTS					TOTAL
					INTEREST RECEIVED	RENTAL INCOME FROM LEASE OF MACHINERY & EQUIP.	INSURANCE CLAIMS	SUBSIDY	OTHER INCOME	
1	2	3	4	5	6	7	8	9	10	11=(2+3+4+...9+10)
1										



### ITEM 5 - VALUE OF STOCKS (IN BIRR) IN 19----

SR. NO.	STOCKS OF	BEGINNING OF THE YEAR	END OF THE YEAR	DIFFERENCE (END YEAR - BEG. YEAR)
1	2	3	4	5 = 4 - 3
1	FINISHED GOODS			
2	SEMI-FINISHED GOODS			
3	RAW MATERIALS			
4	GOODS BOUGHT FOR RESALE			

### ITEM 6 - COST AND QUANTITY OF RAW MATERIALS, PARTS AND CONTAINERS USED AND PAYMENTS FOR OTHER VARIOUS EXPENSES (IN BIRR) IN 19----

#### 6.1 COST AND QUANTITY OF RAW MATERIALS, PARTS AND CONTAINERS USED (VALUE IN BIRR) IN 19----

SR. NO.	DESCRIPTION OF PRINCIPAL RAW MATERIALS, PARTS & CONTAINERS USED	U/M	RAW MATERIAL CODE	U/M CODE	LOCAL		IMPORTED		TOTAL	
					QUANTITY	VALUE	QUANTITY	VALUE	QUANTITY	VALUE
1	2	3	4	5	6	7	8	9	10=6+8	11=7+9
0 1										
0 2										
0 3										
0 4										
0 5										
0 6										
0 7										
0 8	SPARE PARTS									
0 9	AUXILIARY MATERIALS									
1 0	TOTAL									

**N.B:** ONLY THE PRINCIPAL RAW MATERIALS USED IN THE REFERENCE YEAR SHOULD BE DESCRIBED IN THE SPACES PROVIDED.  
VALUE OF PARTS & CONTAINERS USED AND OTHER NON-PRINCIPAL MATERIALS SHOULD BE INCLUDED UNDER AUXILIARY MATERIALS.

## 6.2 OTHER INDUSTRIAL COSTS (VALUE IN BIRR) IN 19—

SR. NO.	TYPE	U/M	UNIT CODE	QUANTITY	VALUE OF FUEL & LUBRICATING OIL*	ELECTRICITY		WOOD AND CHARCOAL FOR ENERGY	OTHER EXPENSES				TOTAL
						(KWH) CONSUMED	VALUE		WATER CONSUMED	COST OF CONTRACT WORK DONE BY OTHERS FOR THIS ESTAB.	COST OF GOODS BOUGHT AND RESOLD	COST OF REPAIR & MAIN- TENANCE WORK DONE BY OTHERS FOR THE ESTAB.	
1	2	3	4	5	6	7	8	9	10	11	12	13	(14=8+9+10+12+13)
1	FUEL OIL												
2	DIESEL FUEL OIL												
3	OTHERS(SPECIFY)												
4	a.												
5	b.												
6	c.												
7	d.												
7	TOTAL												

\* PLEASE DO NOT INCLUDE HERE FUEL FOR TRANSPORT

## 6.3 OTHER NON-INDUSTRIAL EXPENSES (IN BIRR) IN 19—

SR. NO.	LICENSE FEE	ADVERTISING	STATIONARY, TELE- PHONE & MAILING EXPENSES	PAYMENTS FOR ACCOUNTING, LEGAL COMMISSION, etc..	TRANSPORT COST	INTEREST PAID	BANK CHARGES	DIVIDENDS PAID	RENT PAYABLE FOR RENTAL OF STRUCTURES AND EQUIPMENT	INSURANCE PREMIUM ON PROPERTY	AMORTIZATION
1	2	3	4	5	6	7	8	9	10	11	12
1											

OTHERS	TOTAL
13	14 = (2+3+4+...+10+12)

## 6.4 TAXES PAID (IN BIRR) IN 19—

SR. NO.	INDIRECT TAXES PAID**	INCOME TAX PAID ON PROFIT	TOTAL
1	2	3	4
1			

\*\*SHOULD INCLUDE SALES AND EXCISE TAXES.

## ITEM 7 - FIXED ASSETS AND INVESTMENT (IN BIRR) IN 19----

### 7.1 TYPE AND VALUE OF FIXED ASSETS

SR. NO.		FIXED ASSETS				
		BOOK VALUE BEGINNING OF THE YEAR	INVESTMENT FOR PURCHASE & CAPITAL REPAIR OF FIXED ASSETS	SOLD & DISPOSED DURING THE YEAR	DEPRECIATION DURING THE YEAR*	BOOK VALUE END OF THE YEAR
1	2	3	4	5	6	7
1	DWELLING HOUSES					
2	NON-RESIDENTIAL BUILDINGS					
3	OTHER CONSTRUCTION & WORKS					
4	MACHINERY & EQUIPMENT					
5	VEHICLES					
6	OTHERS (OFFICE FURNITURE AND FIXTURE, etc.)					
7	TOTAL					

\* MAKE SURE THAT IN COLUMN 6 ONLY ANNUAL DEPRECIATION IS INCLUDED

### 7.2 ANNUAL INVESTMENT BY TYPE AND SOURCE

SR. NO.	SOURCE OF FINANCING	TYPE OF INVESTMENT	
		FIXED ASSETS	WORKING CAPITAL
1	2	3	4
1	TOTAL DOMESTIC SOURCE		
2	OWN FUND		
3	BANK LOAN		
4	OTHERS		
5	FOREIGN SOURCE		
6	TOTAL		

## ITEM 8 - YEARLY FULL CAPACITY

### 8.1 ANNUAL PRODUCTION AT FULL CAPACITY

SR. NO.	DESCRIPTION OF PRODUCTS	U/M	PRODUCT CODE	U/M CODE	QUANTITY OF PRODUCT THAT CAN BE PRODUCED ANNUALLY	VALUE OF PRODUCT (AT CURRENT MARKET PRICE)
1	2	3	4	5	6	7
0 1						
0 2						
0 3						
0 4						
0 5						
0 6						
0 7						
0 8						
1 9	OTHERS (BY PRODUCTS)					
1 0	TOTAL					

### 8.2 ESTIMATED VALUE AND QUANTITY OF RAW MATERIALS NEEDED, AT FULL CAPACITY

SR. NO.	TYPE OF RAW MATERIALS	U/M	RAW MAT. CODE	U/M CODE	LOCAL		IMPORTED		TOTAL	
					QUANTITY	VALUE (AT MARKET PRICE)	QUANTITY	VALUE (AT MARKET PRICE)	QUANTITY	VALUE (AT MARKET PRICE)
1	2	3	4	5	6	7	8	9	10	11
1										
2										
3										
4										
5										
6	OTHERS									
7	TOTAL									

8.3	WHAT IS THE PERCENTAGE OF THE 1994 PRODUCTION AS COMPARED TO THE FACTORY'S PRODUCTION AT FULL CAPACITY? _____	8.3	<div style="border: 1px solid black; width: 20px; height: 20px; display: inline-block; vertical-align: middle;"></div> <div style="border: 1px solid black; width: 20px; height: 20px; display: inline-block; vertical-align: middle;"></div> <div style="border: 1px solid black; width: 20px; height: 20px; display: inline-block; vertical-align: middle;"></div> <div style="border: 1px solid black; width: 20px; height: 20px; display: inline-block; vertical-align: middle;"></div> 1
8.4	WHAT WERE THE THREE MAJOR PROBLEMS THAT PREVENTED THE ESTABLISHMENT FROM OPERATING WITH FULL CAPACITY	8.4	<div style="border: 1px solid black; width: 20px; height: 20px; display: inline-block; vertical-align: middle;"></div> 2
	SHORTAGE OF SUPPLY OF RAW MATERIALS =1		<div style="border: 1px solid black; width: 20px; height: 20px; display: inline-block; vertical-align: middle;"></div> 3
	SHORTAGE OF SPARE PARTS =2		<div style="border: 1px solid black; width: 20px; height: 20px; display: inline-block; vertical-align: middle;"></div> 4
	GETTING MARKET/CUSTOMERS =3		<div style="border: 1px solid black; width: 20px; height: 20px; display: inline-block; vertical-align: middle;"></div> 5
	SHORTAGE OF WORKING CAPITAL =4		<div style="border: 1px solid black; width: 20px; height: 20px; display: inline-block; vertical-align: middle;"></div> 6
	REPEATED BREAKAGE OF MACHINERY =5		<div style="border: 1px solid black; width: 20px; height: 20px; display: inline-block; vertical-align: middle;"></div> 7
	PROBLEMS WITH WORKERS =6		<div style="border: 1px solid black; width: 20px; height: 20px; display: inline-block; vertical-align: middle;"></div> 8
	GOVERNMENT RULES & REGULATION =7		<div style="border: 1px solid black; width: 20px; height: 20px; display: inline-block; vertical-align: middle;"></div> 9
	OTHERS (SPECIFY) =8		<div style="border: 1px solid black; width: 20px; height: 20px; display: inline-block; vertical-align: middle;"></div> 10
8.5	IF THE ANSWER TO 8.4 IS CODE 3 WHAT WAS THE REASON FOR LACK OF MARKET?	8.5	<div style="border: 1px solid black; width: 20px; height: 20px; display: inline-block; vertical-align: middle;"></div> 5
	UNABLE TO COMPETE FOREIGN PRODUCT IN QUALITY =1		<div style="border: 1px solid black; width: 20px; height: 20px; display: inline-block; vertical-align: middle;"></div> 6
	UNABLE TO COMPETE FOREIGN PRODUCT IN PRICE =2		<div style="border: 1px solid black; width: 20px; height: 20px; display: inline-block; vertical-align: middle;"></div> 7
	UNABLE TO COMPETE LOCAL PRODUCT IN QUALITY =3		<div style="border: 1px solid black; width: 20px; height: 20px; display: inline-block; vertical-align: middle;"></div> 8
	UNABLE TO COMPETE LOCAL PRODUCT IN PRICE =4		<div style="border: 1px solid black; width: 20px; height: 20px; display: inline-block; vertical-align: middle;"></div> 9
8.6	IF THE ANSWER TO 8.4 IS CODE 4 IS THE FACTORY MADE ATTEMPT TO TAKE LOAN?	8.6	<div style="border: 1px solid black; width: 20px; height: 20px; display: inline-block; vertical-align: middle;"></div> 6
	YES =1 NO =2		<div style="border: 1px solid black; width: 20px; height: 20px; display: inline-block; vertical-align: middle;"></div> 7
8.7	IF THE ANSWER TO 8.6 IS CODE 1 WHAT IS THE REASON FOR NOT SOLVING THE PROBLEM?	8.7	<div style="border: 1px solid black; width: 20px; height: 20px; display: inline-block; vertical-align: middle;"></div> 7
	PERMITTED LOAN WAS NOT SUFFICIENT =1		<div style="border: 1px solid black; width: 20px; height: 20px; display: inline-block; vertical-align: middle;"></div> 8
	UNABLE TO PROVIDE LOAN REQUIRMENT =2		<div style="border: 1px solid black; width: 20px; height: 20px; display: inline-block; vertical-align: middle;"></div> 9
	HIGH INTEREST RATE =3		<div style="border: 1px solid black; width: 20px; height: 20px; display: inline-block; vertical-align: middle;"></div> 10
	LOAN DURATION IS SHORT =4		<div style="border: 1px solid black; width: 20px; height: 20px; display: inline-block; vertical-align: middle;"></div> 11
	LOAN PROCEDURE TAKES LONG TIME =5		<div style="border: 1px solid black; width: 20px; height: 20px; display: inline-block; vertical-align: middle;"></div> 12
	OTHERS /SPECIFY/ _____ =6		<div style="border: 1px solid black; width: 20px; height: 20px; display: inline-block; vertical-align: middle;"></div> 13
8.8	WHAT ARE THE THREE MAJOR PROBLEMS THAT ARE FACING THE ESTABLISHMENT AT PRESENT	8.8	<div style="border: 1px solid black; width: 20px; height: 20px; display: inline-block; vertical-align: middle;"></div> 8
	SHORTAGE OF SUPPLY OF RAW MATERIALS =1		<div style="border: 1px solid black; width: 20px; height: 20px; display: inline-block; vertical-align: middle;"></div> 9
	SHORTAGE OF SPARE PARTS =2		<div style="border: 1px solid black; width: 20px; height: 20px; display: inline-block; vertical-align: middle;"></div> 10
	DIFFICULT MARKET COMPETITION =3		<div style="border: 1px solid black; width: 20px; height: 20px; display: inline-block; vertical-align: middle;"></div> 11
	GETTING MARKET/CUSTOMERS =4		<div style="border: 1px solid black; width: 20px; height: 20px; display: inline-block; vertical-align: middle;"></div> 12
	SHORTAGE OF WORKING CAPITAL =5		<div style="border: 1px solid black; width: 20px; height: 20px; display: inline-block; vertical-align: middle;"></div> 13
	FREQUENT MACHINE BREAKAGE =6		<div style="border: 1px solid black; width: 20px; height: 20px; display: inline-block; vertical-align: middle;"></div> 14
	INCONVENIENT WORKING PLACE =7		<div style="border: 1px solid black; width: 20px; height: 20px; display: inline-block; vertical-align: middle;"></div> 15
	PROBLEMS WITH WORKERS =8		<div style="border: 1px solid black; width: 20px; height: 20px; display: inline-block; vertical-align: middle;"></div> 16
	GOVERNMENT RULES & REGULATION =9		<div style="border: 1px solid black; width: 20px; height: 20px; display: inline-block; vertical-align: middle;"></div> 17
	NO PROBLEMS FACED =10		<div style="border: 1px solid black; width: 20px; height: 20px; display: inline-block; vertical-align: middle;"></div> 18
	OTHERS (SPECIFY) =11		<div style="border: 1px solid black; width: 20px; height: 20px; display: inline-block; vertical-align: middle;"></div> 19
8.9	IS THE FACTORY FACED PROBLEM DURING EXPORT ?	8.9	<div style="border: 1px solid black; width: 20px; height: 20px; display: inline-block; vertical-align: middle;"></div> 11
	YES =1 NO =2		<div style="border: 1px solid black; width: 20px; height: 20px; display: inline-block; vertical-align: middle;"></div> 12
8.10	IF THE ANSWER TO 8.9 IS CODE 1 STATE THERE MAJER PROBLEMS (IN ORDER OF IMPORTATANCE) 8.10		<div style="border: 1px solid black; width: 20px; height: 20px; display: inline-block; vertical-align: middle;"></div> 13
	YOU FACED DURING EXPORT		<div style="border: 1px solid black; width: 20px; height: 20px; display: inline-block; vertical-align: middle;"></div> 14
	_____ =1		<div style="border: 1px solid black; width: 20px; height: 20px; display: inline-block; vertical-align: middle;"></div> 15
	_____ =2		<div style="border: 1px solid black; width: 20px; height: 20px; display: inline-block; vertical-align: middle;"></div> 16
	_____ =3		<div style="border: 1px solid black; width: 20px; height: 20px; display: inline-block; vertical-align: middle;"></div> 17

**ITEM 9 - REMARKS**


**ITEM 10 - NAME OF PERSON TO CONTACT REGARDING THIS REPORT**

I CERTIFY THAT THE PRECEDING INFORMATION IS COMPLETE AND CORRECT TO THE BEST OF MY KNOWLEDGE.

NAME \_\_\_\_\_

TITLE \_\_\_\_\_

SIGNATURE \_\_\_\_\_

TEL. NO. \_\_\_\_\_

DATE \_\_\_\_\_

OFFICIAL SEAL \_\_\_\_\_

**ITEM 11 - NAME OF ENUMERATOR AND SUPERVISOR**

NAME OF ENUMERATOR \_\_\_\_\_

SIGNATURE \_\_\_\_\_

DATE \_\_\_\_\_

NAME OF SUPERVISOR \_\_\_\_\_

SIGNATURE \_\_\_\_\_

DATE \_\_\_\_\_

HEAD OF STATISTICS

(BRANCH OFF.) \_\_\_\_\_

SIGNATURE \_\_\_\_\_

DATE \_\_\_\_\_